

Hamiltonian inference from dynamical excitations in spin quantum dots

Netta Karjalainen,^{1,2,*} Zina Lippo,^{3,2,*} Guangze Chen,² Rouven Koch,² Adolfo O. Fumega,² and Jose L. Lado²

¹*Department of Chemistry, Helsinki University, Finland*

²*Department of Applied Physics, Aalto University, 02150 Espoo, Finland*

³*Department of Physics, Helsinki University, Finland*

(Dated: March 2, 2023)

Quantum-disordered models provide a versatile platform to explore the emergence of quantum excitations in many-body systems. The engineering of spin models at the atomic scale with scanning tunneling microscopy and the local imaging of excitations with electrically driven spin resonance has risen as a powerful strategy to image spin excitations in finite quantum spin systems. Here, focusing on $S = 1/2$ lattices as realized by TiH in MgO, we show that dynamical spin excitations provide a robust strategy to infer the nature of the underlying Hamiltonian. We show that finite-size interference of the dynamical many-body spin excitations of a generalized long-range Heisenberg model allows the underlying spin couplings to be inferred. We show that the spatial distribution of local spin excitations in TiH islands and ladders directly correlates with the underlying ground state in the thermodynamic limit. Using a supervised learning algorithm, we demonstrate that the different parameters of the Hamiltonian can be extracted by providing the spatially and frequency-dependent local excitations that can be directly measured by electrically driven spin resonance with scanning tunneling microscopy. Our results put forward local dynamical excitations in confined quantum spin models as versatile witnesses of the underlying ground state, providing an experimentally robust strategy for Hamiltonian inference in complex real spin models.

INTRODUCTION

The engineering of entangled states of matter represents one of the most powerful strategies for engineering exotic quantum materials. A paradigmatic example is the case of quantum disordered ground states, generically emerging in quantum spin models, many-body ground states featuring long-range entanglement and fractional excitations[1]. Besides a variety of bulk materials hosting potential quantum spin liquid ground states[2–6], an alternative strategy to design these states relies on bottom-up assembling atom by atom[7, 8]. This strategy has been systematically exploited with scanning tunneling microscopy (STM), with which artificial spin lattices have been assembled with atomic precision [9–14]. Excitations in these artificial lattices can be measured with inelastic spectroscopy[15–17] and electrically driven paramagnetic resonance[8, 18–22]. These techniques allow probing the spin excitations locally in space, in contrast with neutron scattering methods used in bulk materials[3]. However, systematic methodologies for inferring the ground state and microscopic description of a spin system from experimentally available data remain an open problem in quantum materials.

The bottom-up design of quantum spin lattices presents unique opportunities to understand the build-up of quantum disordered states[1, 7]. In particular, the spatial resolution of STM techniques allows directly inferring the impact of finite size effects on many-body excitations of quantum spin models[7, 8]. From the experimental point of view, excitations in confined models provide the opportunity of inferring the Hamiltonian of the underlying system by exploiting finite size effects[23–25]. While

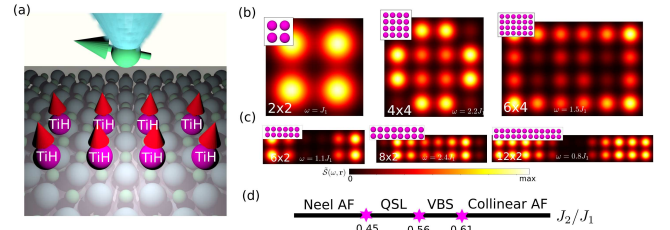


FIG. 1. (a) Schematic of an artificial spin island of TiH in MgO whose magnetic excitations are measured with ESR-STM. Panels (b,c) show the spatial distribution of spin excitations in different spin islands at specific frequencies. Panel (b) shows the spatial distribution of spin excitations in different spin islands at specific frequencies. Panel (c) shows the spatial distribution of spin excitations in different spin islands at specific frequencies. Panel (d) shows the magnetic phase diagram realized by the frustrated spin Hamiltonian in the thermodynamic limit of a square lattice (eq. (1)).

this strategy has been widely demonstrated in electronic systems[23, 26–34], spin systems represent a much bigger remarkable challenge due to the complex many-body nature of the ground states. Parameters from a Hamiltonian can be extracted in simple cases explicitly[8], yet quantum spin models with multiple parameters require more powerful strategies[35]. Machine-learning-powered Hamiltonian learning has arisen as an effective strategy to infer descriptions of complex systems[36–41]. However, their potential for inferring the nature of frustrated quantum spin models from experimentally accessible spatially and frequency-resolved excitations has not been demonstrated.

In this manuscript, we show that excitations in finite quantum spin lattices provide a promising strategy to

infer the underlying physics of the spin Hamiltonian by exploiting interference from finite-size effects. In particular, we show that a phase transition in the thermodynamic limit has a dramatic impact on the spatial distribution of the many-body modes of finite quantum spin islands, both in the presence and absence of magnetic fields. Furthermore, we demonstrate that this strong dependence allows the development of a strategy to learn the Hamiltonian parameters of the frustrated spin model directly from the spatially and frequency-dependent excitations, accessible with direct experimental measurements. Our results demonstrate that finite size effects provide a valuable strategy for Hamiltonian learning of frustrated quantum spin models.

MAGNETIC PHASES IN A SPIN QUANTUM DOT

In the following, we will focus on the spin model realized by TiH atoms on MgO[8, 21, 42, 43], recently demonstrated to realize spin excitations in 2×2 lattices[8]. Figure 1a shows a schematic of the experimental procedure based on STM and single-atom electron spin resonance (ESR) used to probe these artificial spin islands or quantum spin dots and to measure their spin excitations. Different island geometries with various sizes are illustrated in Figs. 1b and 1c, showing the appearance of a spatial pattern in the spin excitations at specific energies. This pattern in the spin excitation constitutes the fundamental idea for our analysis.

The associated spin Hamiltonian that describes these spin islands takes the form:

$$\mathcal{H} = J_1 \sum_{\langle \mathbf{r}_i, \mathbf{r}_j \rangle} \mathbf{S}_{\mathbf{r}_i} \cdot \mathbf{S}_{\mathbf{r}_j} + J_2 \sum_{\langle\langle \mathbf{r}_i, \mathbf{r}_j \rangle\rangle} \mathbf{S}_{\mathbf{r}_i} \cdot \mathbf{S}_{\mathbf{r}_j}, \quad (1)$$

where J_1 and J_2 are the nearest and next-nearest antiferromagnetic spin exchanges, for simplicity, we take $J_1 = 1$. [44] In the thermodynamic limit, this frustrated Hamiltonian develops different magnetic phases depending on the J_2/J_1 ratio[45–49], including antiferromagnetic Néel, stripe, quantum spin liquid, and bond ordered, summarized in Fig. 1d. For TiH in MgO, the couplings J_1 and J_2 are controlled by the distance between TiH and the thickness of MgO layers.

The physical quantity that we will use to characterize the magnetic phase in the spin dots will be the spin dynamical correlators $\mathcal{S}(\omega, \mathbf{r}_i)$, defined as:

$$\mathcal{S}(\omega, \mathbf{r}_i) = \langle \text{GS} | S_{\mathbf{r}_i}^z \delta(\omega + E_{\text{GS}} - \mathcal{H}) S_{\mathbf{r}_i}^z | \text{GS} \rangle \quad (2)$$

where $|\text{GS}\rangle$ and E_{GS} are the many-body ground state and its energy[50–52]. Eq. 2 characterizes local spin excitations directly imaged with inelastic electron tunneling

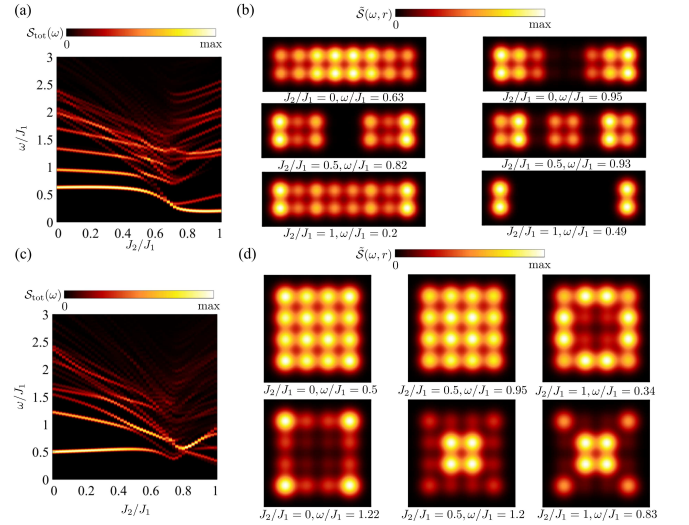


FIG. 2. (a) Total spin spectral function in a 8×2 ladder as a function of J_2 . Panel (b) shows the local spectral function at different energies ω and J_2 for the 8×2 ladder, showing the emergence of confined modes. Panel (c) shows the total spin spectral function in a 4×4 island as a function of J_2 , with panel (d) showing the local spectral function at different energies ω and J_2 . It is observed that both in the ladder and island the confined modes depend on the energy ω and the second neighbor coupling J_2 .

spectroscopy and electron paramagnetic resonance[17, 53–55]. [56]

For the sake of concreteness, we will focus on the dynamical spin correlator for two different geometries a quasi-1D 8×2 ladder and a quasi-2D 4×4 dot. The spin systems are the most realistic ones to assemble from the already demonstrated structures, that achieved an engineered $2' \times 2$ cluster[8]. Figure 2 shows the total dynamical correlator $S_{\text{tot}}(\omega) = \sum_{\mathbf{r}_i} \mathcal{S}(\omega, \mathbf{r}_i)$ and the local correlator for different regimes of J_2/J_1 of the spin Hamiltonian. The total correlator (Figs 2a and 2c) shows a clear dependence on the J_2/J_1 , thus providing a hint on where in the phase diagram the system is. In Figs. 2b and 2d, we can observe the strong spatial dependence of the local spin correlator $\mathcal{S}(\omega, \mathbf{r}_i)$ for different J_2/J_1 values. This dramatic difference suggests that the change of the confined many-body spin excitations can provide a useful strategy to infer the form of the underlying spin Hamiltonian and determine the regime of the phase diagram in which the system is.

We can analyze in a more systematic way the evolution of the local spin correlator as a function J_2/J_1 for the different inequivalent sites of the islands that we are studying. Figures 3(a-d) show results for the 8×2 ladder and Figs. 4(a-c) for the 4×4 island. Moreover, to reveal the potential phase transition more clearly, we consider adding a staggered anti-ferromagnetic field B_{AF} (Figs. 3(e-h) and Figs. 4(d-f)) and a stripe anti-ferromagnetic field B_{SAF} (Figs. 3(i-l) and Figs. 4(g-i)) to the Hamilto-

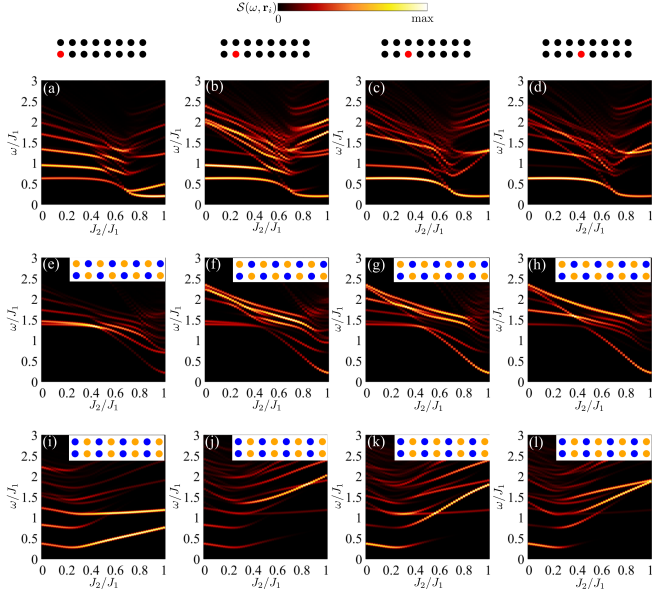


FIG. 3. Local spectral function at different energies ω and J_2/J_1 on different inequivalent sites for the 8×2 ladder, with (a-d) no magnetic field, (e-h) $B_{AF} = 0.5$ and (i-l) $B_{SAF} = 0.5$. The insets in panels (e-l) show the local magnetic fields $B_i = \pm 0.5J_1$ on orange/blue site, respectively.

nian of eq. (1) and study the changes that they produce on the local dynamical correlators. We can start analyzing first the cases without external local Zeeman field (Figs. 3(a-d) and Figs. 4(a-c)). In all cases, the dynamical correlator shows several peaks at $J_2/J_1 = 0$. As J_2/J_1 increases, the peaks at higher energy move towards zero energy. Eventually at around $J_2/J_1 = 0.8$ these peaks merge, then disperse for larger J_2/J_1 .

Interestingly, the nanoscale nature of these magnets allows engineering local fields by depositing close to the spin-lattice atoms realizing a strong Ising spin, as is the case of Ho at MgO[18] or Dy at MgO[57]. These Ising spins allow the creation of local Zeeman fields in nearby spins and can be controlled individually, allowing to engineer atomically precise Zeeman profiles[57]. Atomically engineered Zeeman fields provide a strategy to probe the response of a quantum magnet to different Zeeman textures and, in particular, to distinguish between different states depending on their response. Using the previous idea, in the following, we include a local Zeeman term that will be induced by proximal Ising spins as

$$\mathcal{H}_Z = \sum_{\mathbf{r}_i} \mathbf{B}_{\mathbf{r}_i} \cdot \mathbf{S}_{\mathbf{r}_i} \quad (3)$$

with $\mathbf{B}_{\mathbf{r}_i}$ the local Zeeman field created by proximal Ising spins. We note that while a Zeeman profile for the quasi-1D structures of Fig. 1c can be engineered in all the sites, Zeeman profiles in quasi-2D structures of Fig. 1b would be more challenging. As a reference, we will illus-

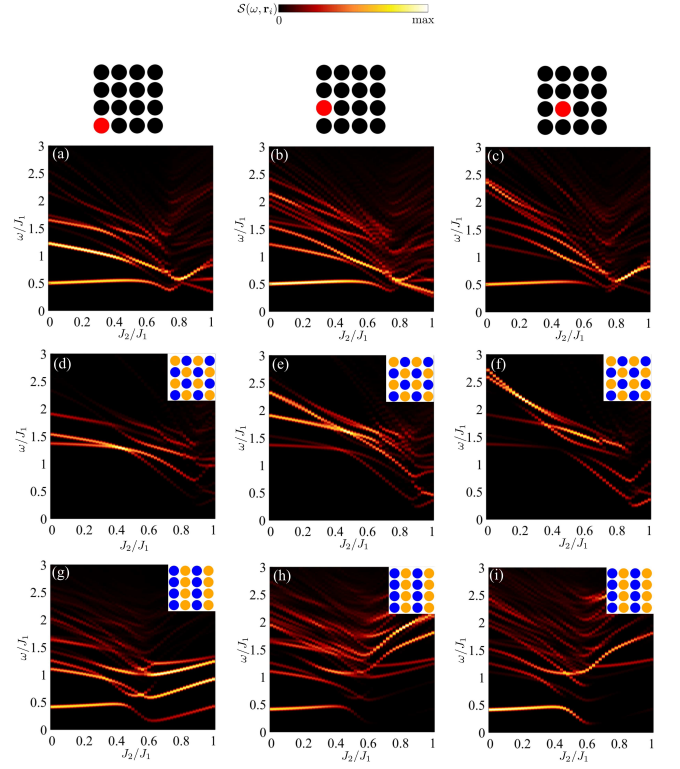


FIG. 4. Local spectral function at different energies ω and J_2 on different sites for the 4×4 island, with (a-d) no magnetic field, (e-h) $B_{AF} = 0.5$, and (i-l) $B_{SAF} = 0.5$. The insets in panels (d-i) show the local magnetic fields $B_i = \pm 0.5J_1$ on orange/blue site, respectively.

trate the impact of those profiles both for quasi-1D and quasi-2D, keeping in mind that the quasi-1D cases will be experimentally easier to implement. We will address to specific Zeeman profiles, stagger AF and collinear AF, that promote the two symmetry-broken states of Fig. 1d. The cases with the staggered anti-ferromagnetic field B_{AF} (Figs. 3(e-h) and Figs. 4(d-f)) show a drastic change of the spectrum for $0 < J_2/J_1 < 0.6$: the lowest excitation at around $\omega = 0.5J_1$ vanishes. When $J_2/J_1 > 0.6$, the change is less significant: the levels are shifted, but no vanishing of strong peaks. This suggests that for $J_2/J_1 < 0.6$ the ground state has a large staggered AF component as it is sensitive to a staggered antiferromagnetic field, while for $J_2/J_1 > 0.6$ the ground state does not have large stagger antiferromagnetic component. Similarly, we can analyze the dynamical correlators in the presence of a stripe antiferromagnetic field B_{SAF} (Figs. 3(i-l) and Figs. 4(g-i)): for $J_2/J_1 < 0.4$ the spectrum does not change that much, while for $J_2/J_1 > 0.4$ the lowest states vanish. This indicates a large stripe antiferromagnetic component in the ground state for $J_2 > 0.4$. This phenomenology reflects the behavior of the state in the thermodynamic limit[58]. For $J_2/J_1 < 0.4$, the ground state is almost staggered AF, while for $J_2/J_1 > 0.6$ the ground state is almost a

stripe AF, and for $0.4 < J_2/J_1 < 0.6$, the ground state is in a frustrated regime having competing staggered AF and stripe AF components.

The above analysis demonstrates three different phases in the 8×2 ladder and the 4×4 island as a function of J_2/J_1 . Furthermore, it shows that the dependence of the spin excitations on a local local field changes dramatically depending on the value of J_2/J_1 . This severe change of dynamical excitations with a local field directly reflects the nature of the different ground states as a function of J_2/J_1 . In spite of having determined the connection between the local dynamical spin excitations and the different phases realized by the spin Hamiltonian, there are some limitations in order to accurately infer the form of the Hamiltonian, i.e. the precise J_2/J_1 ratio from the local spin dynamical correlator that one would measure in an experiment. In particular, we have been using a local magnetic field to analyze the evolution of the dynamical correlation with different antiferromagnetic external fields. While such local fields can be engineered in certain structures as noted above,[57], from an experimental point of view, uniform magnetic fields are easier to control externally. As we will see below, even with a uniform magnetic field, the nature of the different ground states can be inferred from the local excitations by exploiting the dependence on confinement interference effects. The theoretical analysis above has been able to approximately establish the different phase transition from the evolution of the dynamical correlators. However, it would be better to provide a way to directly get the precise J_2/J_1 ratio from the correlator that would be directly measured in experiments. In the following section, we will establish a protocol to systematically infer the specific form of the Hamiltonian from the dynamical correlator.

HAMILTONIAN LEARNING FROM CONFINED QUANTUM SPIN EXCITATIONS

In the previous section, we observed that the spatially resolved dynamical excitations show a distinct dependence with the Hamiltonian parameters. While extracting the parameters from the data is a non-trivial task. Machine learning methods (ML) allow to process data without the need for explicitly programmed and task-dependent algorithms. The algorithm learns to solve the task and create a model purely from data, thus overcoming the issues that we have described.

In the following we will use supervised learning with Neural Networks (NNs). NNs are used to perform a regression task, which assumes a relationship between the inputs and outputs of the model. Here, the inputs are (local) dynamical correlators (given by Eq. 2) and the outputs the corresponding Hamiltonian parameter ($J_2/J_1, J_3/J_1$) of Eq. 1.[59] A sketch of the workflow of the NN is shown in Fig. 5a. The NN acts as univer-

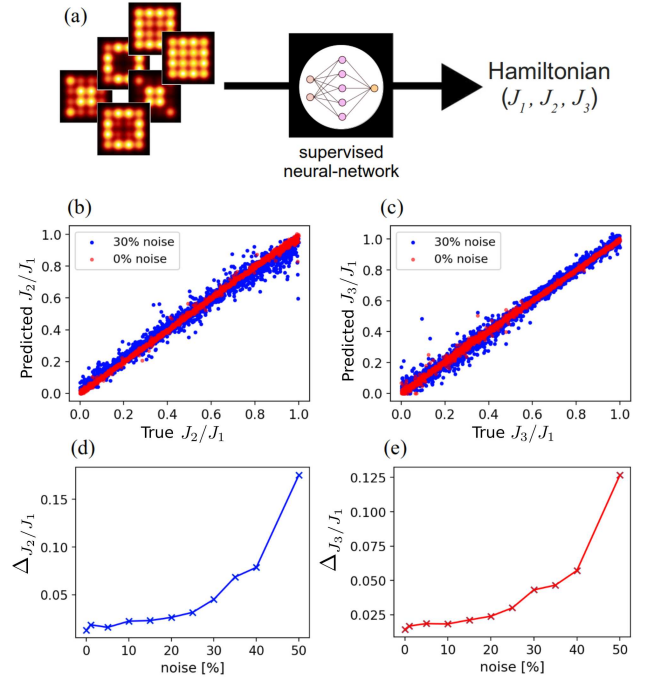


FIG. 5. (a) Schematic workflow of the NN, taking dynamical correlators as input and returning the underlying Hamiltonian parameter (J_1, J_2, J_3). Panels (b)-(e) show the results for the 2×8 lattice including the predictions vs. true values of J_2 (b) and J_3 (c) with and without noise. Panels (d) and (e) show the corresponding mean error (ME) $\Delta J_2/J_1$ and $\Delta J_3/J_1$ for noise up to 50% for J_2 and J_3 .

sal function approximator, finding a function f , mapping from the inputs X to the outputs y . By optimization of the NN parameter we obtain $y = f(X)$. For the optimization task we use supervised learning and a gradient decent algorithm, i.e. teaching the NN by showing examples of pairs of inputs and outputs to minimize the loss function and update the NN parameter (weights). The input of the NN contains the map of dynamical correlators at the difference frequencies. By exploiting the symmetry of the lattices, we reduce the whole map to 3 (4) independent dynamical correlator of the 4×4 (8×2) system in combination with an external uniform magnetic field which is the one easier to implement in experiments. This results in a total dimension of 601 (801). The NN architecture consists of 3 hidden layers of dimensions 200, 200, and 100 and the output dimension of 2. To demonstrate our algorithm, we demonstrate our algorithm with a more complex Heisenberg Hamiltonian, incorporating both first, second and third neighbor exchange ($J_2/J_1, J_3/J_1$). We train the NN for 100 epochs with a batch size of 10 to obtain the results shown in this work. For the training, we create a set of randomly chosen Hamiltonians of the form

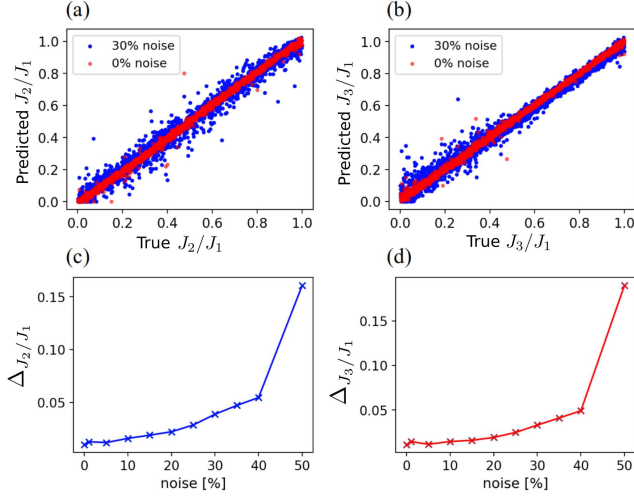


FIG. 6. Panels (a)-(d) show the results for the 4×4 lattice including the predictions vs. true values of J_2 (a) and J_3 (b) with 30% noise and without noise. Panels (c) and (d) show the corresponding mean error of J_2 (c) and J_3 (d) for added noise up to 50%.

$$H = J_1 \sum_{\langle \mathbf{r}_i, \mathbf{r}_j \rangle} \mathbf{S}_{\mathbf{r}_i} \cdot \mathbf{S}_{\mathbf{r}_j} + J_2 \sum_{\langle\langle \mathbf{r}_i, \mathbf{r}_j \rangle\rangle} \mathbf{S}_{\mathbf{r}_i} \cdot \mathbf{S}_{\mathbf{r}_j} + J_3 \sum_{\langle\langle\langle \mathbf{r}_i, \mathbf{r}_j \rangle\rangle\rangle} \mathbf{S}_{\mathbf{r}_i} \cdot \mathbf{S}_{\mathbf{r}_j} + \mathbf{B} \cdot \sum_{\mathbf{r}_i} \mathbf{S}_{\mathbf{r}_i}, \quad (4)$$

with $\mathbf{B} = (B_x, 0, 0)$, and where we added third-neighbour interactions (J_3) as well as an external magnetic field with strength B_x . We set $J_1=1$ and vary the parameters (J_2, J_3, B_x) in the interval $I = [0, 1]$ to cover a wide range of the parameter space of the Hamiltonian. We use the Hamiltonian parameters (J_2, J_3) as labels in the dataset to train the NN. The trained model is then able to predict the underlying Hamiltonian parameters, particularly J_2 and J_3 , by using the dynamical correlators and magnetic field strength as inputs.

Let us now use this procedure to address the 2×8 and 4×4 lattices presented in the previous section. The general ML workflow is shown in Fig. 5(a). The NN takes as input dynamical correlators with corresponding magnetic field B_x to predict the corresponding J_2 and J_3 interactions. Figure 5(b)-(e) shows the results for the 2×8 lattice, starting with the predictions for J_2 and J_3 [in Fig. 5(b) and Fig. 5(c)] in the present and absence of noise. The predictions are plotted against the true values and in the ideal case, all data points are exactly lying on the diagonal line [of $f(x)=x$]. Without the presence of noise (red) the NN predicts both values with very high precision, with a mean error (ME) of $\Delta_{J_2/J_1} = 0.010$ and $\Delta_{J_3/J_1} = 0.011$. However, even in the presence of very high noise levels up to 30%, the NN is able to make predictions with low errors of $\Delta_{J_2/J_1} = 0.039$ and Δ_{J_3/J_1}

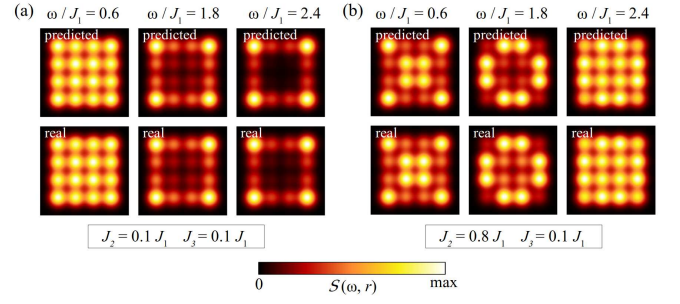


FIG. 7. Local spectral function at 3 different energies ω for the 4×4 system. Shown are the predictions of the NN (top) in comparison with numerical computations (bottom) for the Hamiltonians $J_2 = 0.1J_1, J_3 = 0.1J_1$ ($B_x = 0$) (a) and $J_2 = 0.8J_1, J_3 = 0.1J_1$ ($B_x = 0$) (b).

$= 0.033$. This shows the high resilience to noise of our approach, which is an important factor when considering experimental data. The resilience to noise is highlighted even more in Figs. 5(d) and 5(e), where the MSE is shown for different noise levels for J_2 (d) and J_3 (e). As seen in both figures, the ME stays very low up to 20% of added noise to the dynamical correlators when it slowly starts increasing. Only noise levels up to 40% or higher lead to very high errors, i.e. the NN is unable to make accurate predictions for noise above 40%. For the following predictions, we will use 2% of added noise since it can be beneficial for the training of the NN in order to avoid over-fitting.

The same analysis is done for the 4×4 lattice in Fig. 6. In this case, we trained the network with dynamical correlators of the 4×4 system. The results are almost identical to the 2×8 lattice shown in Fig. 5. Figures 6(a) and 6(b) show the predictions vs. true Hamiltonian parameter for J_2 and J_3 respectively which are of very high precision for 0% of noise and even up to 30% the NN predicts the parameters accurately. The ME for both parameters without noise is $\Delta_{J_2/J_1} = 0.013$ and $\Delta_{J_3/J_1} = 0.014$ and with added noise of 30%, the NN is again able to make predictions with low errors of $\Delta_{J_2/J_1} = 0.045$ and $\Delta_{J_3/J_1} = 0.043$. We also see a similar behavior for the ME for different noise levels in Fig. 6(c) and Fig. 6(d) with the difference, that for this system the ME starts increasing more significantly from 30% instead of 40% of added noise. Nonetheless, the NN is very resilient to noise and able to make good predictions. Figure 7 shows the predictions of the local spin correlation function made by the NN in comparison with numerical calculations for the 4×4 system in two different regions of the Hamiltonian. It is shown, that the NN performs well for the AFM phase Fig. 7(a) as well as the VBS phase Fig. 7(b). The predictions are almost indistinguishable from the numerical calculations, including all significant features, and only show very minor deviations. The same results are obtained for the 2×8 ladder presented in Fig.

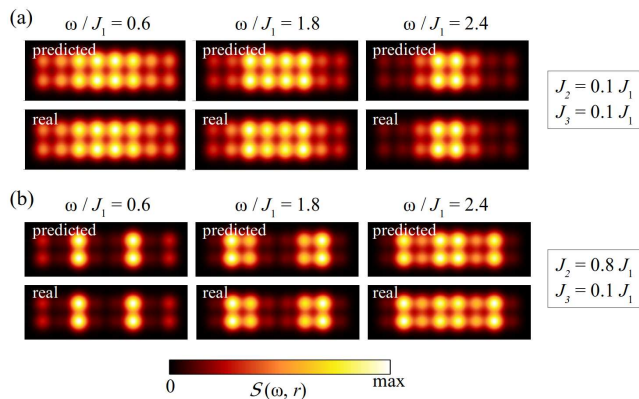


FIG. 8. Local spectral function at 3 different energies ω for the 2×8 ladder. Shown are the predictions of the NN (top) in comparison with numerical computations (bottom) for the Hamiltonians $J_2 = 0.1J_1$, $J_3 = 0.1J_1$ ($B_x = 0$) (a) and $J_2 = 0.8J_1$, $J_3 = 0.1J_1$ ($B_x = 0$) (b).

8 for the same Hamiltonian parameter, where the NN performs equally well to predict the local spectra function for 3 different energies. The high precision of the NN predictions is related to the high accuracy in the predictions of the Hamiltonian parameter and the small mean error discussed before.

Finally, we discuss some additional considerations regarding the experimental parameter extraction in generic spin lattices beyond TiH in MgO. While for TiH in MgO, the spin excitations are dominated by the isotropic Heisenberg coupling model, in generic experimental realizations, there can be additional contributions to the Hamiltonian. In particular, contribution to the spin coupling stemming dipolar interaction can appear[60]. This contribution can be accurately computed from the geometry of the island. As a result, such a term can be explicitly included in the Hamiltonian, and its prefactor does not have to be inferred. In addition, small anisotropic exchange contributions coming from spin-orbit coupling can appear in real-spin models. While such a contribution is small for TiH lattices, lattices made of heavier 4d or 5d atoms can display stronger anisotropic exchange stemming from spin-orbit coupling[18]. In those instances, the anisotropic term should be included in the Hamiltonian, with a parameter that has to be inferred in the supervised learning. Furthermore, in the case of lattices with $S > 1/2$, such as Fe in MgO[54], local spin anisotropy terms would have to be included in the Hamiltonian and inferred in the learning. Finally, in the case the Hamiltonian inference is made in the presence of a large external magnetic field, anisotropic g-factor may appear[61] and could become an additional parameter to be extracted.

CONCLUSION

To summarize, we have shown that spatially and frequency-resolved spin excitations in finite-size spin models allow inferring the underlying long-range frustrated Heisenberg Hamiltonian. Our methodology exploits the finite-size effects of a quantum-spin island, demonstrating that confinement in the many-body spin modes provides a strategy to extract microscopic couplings. From the experimental point of view, our results show that spatial and frequency resolution of electrically driven spin resonance with scanning tunneling microscopy allows extracting the nature of complex Hamiltonians from confinement effects in finite spin systems. In particular, by focusing on the $S = 1/2$ Heisenberg model as realized by TiH in MgO, we showed that the spatial distribution of spin excitations strongly depends on the underlying exchange couplings of the model. This strong dependence displayed in finite systems can be rationalized by the different nature of the ground state in the thermodynamic limit, which impacts the spin excitations even in small, confined islands. We demonstrated that such finite-size effects allow the development of a supervised-learning methodology for extracting the parameters of the Hamiltonian from the full frequency and spatially resolved spin excitations. We showed that this methodology is robust to noise in the dynamical spin excitations, establishing an experimentally realistic strategy for Hamiltonian inference using real data from paramagnetic resonance measurements with scanning tunnel microscopy. Our methodology puts forward confined excitations in frustrated magnets as a powerful strategy to understand the build-up and nature of frustrated quantum spin many-body models.

ACKNOWLEDGEMENTS

We acknowledge the computational resources provided by the Aalto Science-IT project, the financial support from the Academy of Finland Projects No. 331342, No. 336243 and No 349696, and the Jane and Aatos Erkko Foundation. We thank K. Yang, T. Kurten, P. Liljeroth, S. Kezilebieke and R. Drost for useful discussions.

* These authors contributed equally.

- [1] L. Savary and L. Balents, Quantum spin liquids: a review, *Reports on Progress in Physics* **80**, 016502 (2016).
- [2] M. R. Norman, Colloquium: Herbertsmithite and the search for the quantum spin liquid, *Rev. Mod. Phys.* **88**, 041002 (2016).
- [3] A. Banerjee, J. Yan, J. Knolle, C. A. Bridges, M. B. Stone, M. D. Lumsden, D. G. Mandrus, D. A. Tennant, R. Moessner, and S. E. Nagler, Neutron scattering in the

- proximate quantum spin liquid α -RuCl₃, *Science* **356**, 1055 (2017).
- [4] C. Broholm, R. J. Cava, S. A. Kivelson, D. G. Nocera, M. R. Norman, and T. Senthil, Quantum spin liquids, *Science* **367**, 10.1126/science.aay0668 (2020).
 - [5] B. Gao, T. Chen, D. W. Tam, C.-L. Huang, K. Sasmal, D. T. Adroja, F. Ye, H. Cao, G. Sala, M. B. Stone, C. Baines, J. A. T. Verezhak, H. Hu, J.-H. Chung, X. Xu, S.-W. Cheong, M. Nallaiyan, S. Spagna, M. B. Maple, A. H. Nevidomskyy, E. Morosan, G. Chen, and P. Dai, Experimental signatures of a three-dimensional quantum spin liquid in effective spin-1/2 CeZr₂O₇ pyrochlore, *Nat. Phys.* **15**, 1052 (2019).
 - [6] L. Ding, P. Manuel, S. Bachus, F. Grüßler, P. Gegenwart, J. Singleton, R. D. Johnson, H. C. Walker, D. T. Adroja, A. D. Hillier, and A. A. Tsirlin, Gapless spin-liquid state in the structurally disorder-free triangular antiferromagnet Na₂BO₂, *Phys. Rev. B* **100**, 144432 (2019).
 - [7] D.-J. Choi, N. Lorente, J. Wiebe, K. von Bergmann, A. F. Otte, and A. J. Heinrich, Colloquium: Atomic spin chains on surfaces, *Rev. Mod. Phys.* **91**, 041001 (2019).
 - [8] K. Yang, S.-H. Phark, Y. Bae, T. Esat, P. Willke, A. Ardavan, A. J. Heinrich, and C. P. Lutz, Probing resonating valence bond states in artificial quantum magnets, *Nature Communications* **12**, 10.1038/s41467-021-21274-5 (2021).
 - [9] D. M. Eigler and E. K. Schweizer, Positioning single atoms with a scanning tunnelling microscope, *Nature* **344**, 524 (1990).
 - [10] C. F. Hirjibehedin, C. P. Lutz, and A. J. Heinrich, Spin coupling in engineered atomic structures, *Science* **312**, 1021 (2006), <https://www.science.org/doi/pdf/10.1126/science.1125398>.
 - [11] S. Loth, S. Baumann, C. P. Lutz, D. M. Eigler, and A. J. Heinrich, Bistability in atomic-scale antiferromagnets, *Science* **335**, 196 (2012), <https://www.science.org/doi/pdf/10.1126/science.1214131>.
 - [12] A. A. Khajetoorians, B. Baxevanis, C. Hübner, T. Schlenk, S. Krause, T. O. Wehling, S. Lounis, A. Lichtenstein, D. Pfannkuche, J. Wiebe, and R. Wiesendanger, Current-driven spin dynamics of artificially constructed quantum magnets, *Science* **339**, 55 (2013), <https://www.science.org/doi/pdf/10.1126/science.1228519>.
 - [13] A. A. Khajetoorians, D. Wegner, A. F. Otte, and I. Swart, Creating designer quantum states of matter atom-by-atom, *Nature Reviews Physics* **1**, 703 (2019).
 - [14] I.-J. Chen, M. Aapro, A. Kipnis, A. Ilin, P. Liljeroth, and A. S. Foster, Precise atom manipulation through deep reinforcement learning, *Nature Communications* **13**, 7499 (2022).
 - [15] A. J. Heinrich, J. A. Gupta, C. P. Lutz, and D. M. Eigler, Single-atom spin-flip spectroscopy, *Science* **306**, 466 (2004).
 - [16] J. Fernández-Rossier, Theory of single-spin inelastic tunneling spectroscopy, *Phys. Rev. Lett.* **102**, 256802 (2009).
 - [17] A. Spinelli, B. Bryant, F. Delgado, J. Fernández-Rossier, and A. F. Otte, Imaging of spin waves in atomically designed nanomagnets, *Nature Materials* **13**, 782–785 (2014).
 - [18] F. D. Natterer, K. Yang, W. Paul, P. Willke, T. Choi, T. Greber, A. J. Heinrich, and C. P. Lutz, Reading and writing single-atom magnets, *Nature* **543**, 226 (2017).
 - [19] K. Yang, W. Paul, S.-H. Phark, P. Willke, Y. Bae, T. Choi, T. Esat, A. Ardavan, A. J. Heinrich, and C. P. Lutz, Coherent spin manipulation of individual atoms on a surface, *Science* **366**, 509 (2019).
 - [20] P. Willke, K. Yang, Y. Bae, A. J. Heinrich, and C. P. Lutz, Magnetic resonance imaging of single atoms on a surface, *Nat. Phys.* **15**, 1005 (2019).
 - [21] K. Yang, P. Willke, Y. Bae, A. Ferrón, J. L. Lado, A. Ardavan, J. Fernández-Rossier, A. J. Heinrich, and C. P. Lutz, Electrically controlled nuclear polarization of individual atoms, *Nature Nanotechnology* **13**, 1120 (2018).
 - [22] Y. Chen, Y. Bae, and A. J. Heinrich, Harnessing the quantum behavior of spins on surfaces, *Advanced Materials*, 2107534 (2022).
 - [23] M. F. Crommie, C. P. Lutz, and D. M. Eigler, Confinement of electrons to quantum corrals on a metal surface, *Science* **262**, 218 (1993).
 - [24] J. Girovsky, J. L. Lado, F. E. Kalff, E. Fahrenfort, L. J. J. M. Peters, J. Fernández-Rossier, and A. F. Otte, Emergence of quasiparticle Bloch states in artificial crystals crafted atom-by-atom, *SciPost Phys.* **2**, 020 (2017).
 - [25] A. A. Khajetoorians, D. Wegner, A. F. Otte, and I. Swart, Creating designer quantum states of matter atom-by-atom, *Nat Rev Phys* **1**, 703 (2019).
 - [26] S. E. Freeney, S. T. P. B. and Jacob W. Harteveld, and I. Swart, Coupling quantum corrals to form artificial molecules, *SciPost Phys.* **9**, 085 (2020).
 - [27] M. N. Huda, S. Kezilebieke, T. Ojanen, R. Drost, and P. Liljeroth, Tuneable topological domain wall states in engineered atomic chains, *npj Quantum Mater.* **5**, 10.1038/s41535-020-0219-3 (2020).
 - [28] N. Nilius, T. M. Wallis, and W. Ho, Development of one-dimensional band structure in artificial gold chains, *Science* **297**, 1853 (2002).
 - [29] K. K. Gomes, W. Mar, W. Ko, F. Guinea, and H. C. Manoharan, Designer dirac fermions and topological phases in molecular graphene, *Nature* **483**, 306 (2012).
 - [30] M. N. Huda, S. Kezilebieke, and P. Liljeroth, Designer flat bands in quasi-one-dimensional atomic lattices, *Phys. Rev. Research* **2**, 043426 (2020).
 - [31] Y. Pennec, W. Auwärter, A. Schiffrin, A. Weber-Bargioni, A. Riemann, and J. V. Barth, Supramolecular gratings for tuneable confinement of electrons on metal surfaces, *Nature Nanotech* **2**, 99 (2007).
 - [32] L. Yan and P. Liljeroth, Engineered electronic states in atomically precise artificial lattices and graphene nanoribbons, *Advances in Physics: X* **4**, 1651672 (2019).
 - [33] M. R. Slot, T. S. Gardenier, P. H. Jacobse, G. C. P. van Miert, S. N. Kempkes, S. J. M. Zevenhuizen, C. M. Smith, D. Vanmaekelbergh, and I. Swart, Experimental realization and characterization of an electronic Lieb lattice, *Nature Phys* **13**, 672 (2017).
 - [34] J. Lobo-Checa, M. Matena, K. Müller, J. H. Dil, F. Meier, L. H. Gade, T. A. Jung, and M. Stöhr, Band formation from coupled quantum dots formed by a nanoporous network on a copper surface, *Science* **325**, 300 (2009).
 - [35] Y. del Castillo and J. Fernández-Rossier, *Certifying entanglement of spins on surfaces using esr-stm* (2022).
 - [36] J. Wang, S. Paesani, R. Santagati, S. Knauer, A. A. Gentile, N. Wiebe, M. Petruzzella, J. L. O'Brien, J. G. Rarity, A. Laing, and M. G. Thompson, Experimental quantum hamiltonian learning, *Nature Physics* **13**, 551 (2017).
 - [37] E. Bairey, I. Arad, and N. H. Lindner, Learning a local hamiltonian from local measurements, *Phys. Rev. Lett.* **122**, 020504 (2019).

- [38] A. Anshu, S. Arunachalam, T. Kuwahara, and M. Soleimanifar, Sample-efficient learning of interacting quantum systems, *Nature Physics* **17**, 931 (2021).
- [39] A. Valenti, E. van Nieuwenburg, S. Huber, and E. Greplova, Hamiltonian learning for quantum error correction, *Phys. Rev. Research* **1**, 033092 (2019).
- [40] R. Koch and J. L. Lado, Designing quantum many-body matter with conditional generative adversarial networks, *Phys. Rev. Research* **4**, 033223 (2022).
- [41] A. A. Gentile, B. Flynn, S. Knauer, N. Wiebe, S. Paesani, C. E. Granade, J. G. Rarity, R. Santagati, and A. Laing, Learning models of quantum systems from experiments, *Nature Physics* **17**, 837 (2021).
- [42] T. S. Seifert, S. Kovarik, D. M. Juraschek, N. A. Spaldin, P. Gambardella, and S. Stepanow, Longitudinal and transverse electron paramagnetic resonance in a scanning tunneling microscope, *Science Advances* **6**, 10.1126/sciadv.abc5511 (2020).
- [43] J. Kim, W.-j. Jang, T. H. Bui, D.-J. Choi, C. Wolf, F. Delgado, Y. Chen, D. Krylov, S. Lee, S. Yoon, C. P. Lutz, A. J. Heinrich, and Y. Bae, Spin resonance amplitude and frequency of a single atom on a surface in a vector magnetic field, *Phys. Rev. B* **104**, 174408 (2021).
- [44] We have considered here the minimal spin Hamiltonian that realizes a frustrated magnet, and that will be our object of study. However, additional terms could be included in this Hamiltonian to study other magnetic phases. For instance, the effect of the Dzyaloshinsky-Moriya interaction has been analyzed within this bottom-up approach[62].
- [45] A. W. Sandvik, Evidence for deconfined quantum criticality in a two-dimensional heisenberg model with four-spin interactions, *Phys. Rev. Lett.* **98**, 227202 (2007).
- [46] L. Capriotti and S. Sachdev, Low-temperature broken-symmetry phases of spiral antiferromagnets, *Phys. Rev. Lett.* **93**, 257206 (2004).
- [47] L. Capriotti, D. J. Scalapino, and S. R. White, Spin-liquid versus dimerized ground states in a frustrated heisenberg antiferromagnet, *Phys. Rev. Lett.* **93**, 177004 (2004).
- [48] W.-Y. Liu, J. Hasik, S.-S. Gong, D. Poilblanc, W.-Q. Chen, and Z.-C. Gu, Emergence of gapless quantum spin liquid from deconfined quantum critical point, *Phys. Rev. X* **12**, 031039 (2022).
- [49] K. Choo, T. Neupert, and G. Carleo, Two-dimensional frustrated J_1 - J_2 model studied with neural network quantum states, *Phys. Rev. B* **100**, 125124 (2019).
- [50] ITensor Library <http://itensor.org>.
- [51] M. Fishman, S. R. White, and E. M. Stoudenmire, The ITensor Software Library for Tensor Network Calculations, *SciPost Phys. Codebases* , 4 (2022).
- [52] DMRGpy Library <https://github.com/joselado/dmrgpy>.
- [53] A. J. Heinrich, J. A. Gupta, C. P. Lutz, and D. M. Eigler, Single-atom spin-flip spectroscopy, *Science* **306**, 466–469 (2004).
- [54] S. Baumann, W. Paul, T. Choi, C. P. Lutz, A. Arda-van, and A. J. Heinrich, Electron paramagnetic resonance of individual atoms on a surface, *Science* **350**, 417–420 (2015).
- [55] K. Yang, Y. Bae, W. Paul, F. D. Natterer, P. Willke, J. L. Lado, A. Ferrón, T. Choi, J. Fernández-Rossier, A. J. Heinrich, and C. P. Lutz, Engineering the eigenstates of coupled spin-1/2 atoms on a surface, *Phys. Rev. Lett.* **119**, 227206 (2017).
- [56] The spatial profile in the lattice model is accounted for by a Gaussian envelope of width r_0 $\tilde{S}(\omega, r) = \sum_i \mathcal{S}(\omega, \mathbf{r}_i) e^{-(\mathbf{r}-\mathbf{r}_i)^2/2r_0^2}$.
- [57] A. Singha, P. Willke, T. Bilgeri, X. Zhang, H. Brune, F. Donati, A. J. Heinrich, and T. Choi, Engineering atomic-scale magnetic fields by dysprosium single atom magnets, *Nat Commun* **12**, 10.1038/s41467-021-24465-2 (2021).
- [58] S. Morita, R. Kaneko, and M. Imada, Quantum spin liquid in spin 1/2 j1-j2 heisenberg model on square lattice: Many-variable variational monte carlo study combined with quantum-number projections, *Journal of the Physical Society of Japan* **84**, 024720 (2015).
- [59] We will include in the analysis with the NNs third neighbor exchange terms J_3 to show that the machine learning protocol not only allows to infer the particular shape of the Hamiltonian, but also analyze extra term that could be present in the experimental data.
- [60] T. Choi, W. Paul, S. Rolf-Pissarczyk, A. J. Macdonald, F. D. Natterer, K. Yang, P. Willke, C. P. Lutz, and A. J. Heinrich, Atomic-scale sensing of the magnetic dipolar field from single atoms, *Nature Nanotechnology* **12**, 420 (2017).
- [61] A. Ferrón, S. A. Rodríguez, S. S. Gómez, J. L. Lado, and J. Fernández-Rossier, Single spin resonance driven by electric modulation of the g -factor anisotropy, *Phys. Rev. Research* **1**, 033185 (2019).
- [62] M. Steinbrecher, R. Rausch, K. T. That, J. Hermenau, A. A. Khajetoorians, M. Potthoff, R. Wiesendanger, and J. Wiebe, Non-collinear spin states in bottom-up fabricated atomic chains, *Nature Communications* **9**, 2853 (2018).