

Building the Standard Model

Historical and Qualitative Aspects

Jan O. Eeg*

*Department of Physics, University of Oslo,
P.O.Box 1048 Blindern, N-0316 Oslo, Norway*

Without going to the details, I give a short, qualitative and historical description of the development of the Standard Model, from quantum electrodynamics, further through quantum chromodynamics, then to weak interactions with parity- and CP-violation, ending up with electroweak symmetry breaking and the Higgs boson.

The presentation is based on my own experiences from the late 1960's up to the discovery of the Higgs boson. It is mainly meant for students at master level, and at some points it is presented somewhat different from standard textbook presentations.

I. INTRODUCTION

In the following I give a very personal view on how the Standard Model for elementary particles appeared, step by step, studying quantum electrodynamics (QED), strong interactions and weak interactions. I describe how I experienced it, first as a student until I am now professor emeritus. Or in other words, I tell how I saw the growth of the Standard Model from ca. 1967 to ca. 2012.

When I had finished courses in classical physics and standard non-relativistic quantum mechanics, I learned the relativistic Dirac equation, giving for example relativistic corrections to the energy levels in Hydrogen. Then I studied quantum electrodynamics(QED). I liked QED which I found to be a well formulated, consistent and interesting theory, in contrast to some very phenomenological models for strong interactions.

*Electronic address: j.o.eeg@fys.uio.no

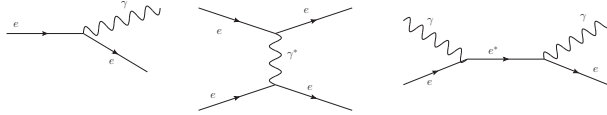


FIG. 1: QED illustrated in terms of Feynman diagrams. The diagram to the left is the building block, and the two other represent second order processes. The diagram in the middle shows scattering of two electrons(positrons). The diagram to the right describes Compton scattering, or annihilation of an electron- positron pair to two photons, or the creation of an electron-positron pair from two photons, depending on which direction the diagram is read

II. QUANTUM ELECTRODYNAMICS (QED)

When I entered quantum physics beyond non-relativistic quantum mechanics in 1967, QED was the only successful quantum field theory(QFT). QED is usually illustrated by *Feynman diagrams*, named after Richard Feynman who were one of the three persons who got the nobel price for developing QED [1] (The two others were Julian Schwinger and Sin-Itiro Tomonaga). Some simple examples are given in Fig. 1. Here the diagram to the left describes the basic interaction in QED, where the solid line describes an electron (later and more general a fermion) and the wavy line the photon (more general a gauge boson, also called an interaction particle). In other words, this simple diagram illustrates an electron (fermionic) current interacting with an electromagnetic field particle, namely the photon (γ). The diagram in the middle describes electron- electron (Møller-) scattering, illustrated as a photon line mediataing two electron currents, when time is running from left to right. The photon line illustrates the Coulomb interactions between two electrons. If time is running upwards, the same diagram illustrates $e^+ e^-$ (Bhabha-) scattering. The diagram to the right describes $e \gamma$ (Compton) scattering, illustrated as an electron absorbing and emitting again a photon (read from left to right) . If time is running upwards , the same diagram is illustrating an electron-positron pair annihilating to two photons, $e^+ e^- \rightarrow \gamma \gamma$. For these diagrams there are well defined mathematical expressions. These diagrams correspond to the most simple lowest order QED processes. QED might be thought to be described as series of terms using the left diagram in Fig. 1 as building block. Various processes are then illustrated with a certain number of building blocks tied together with electron and photon

propagators.

What is new in quantum field theory beyond quantum mechanics is the *quantum fluctuations*, also known as *loop effects*, where particles are appearing and disappearing over small time scales. QED is verified to many orders in perturbation theory. In all the Feynman diagrams, we know the ingoing particles (the particles in the initial state), and the outgoing particles (the particles in the final state). The internal particles, for instance in loops, are pictures of our mathematical expressions in perturbative theory. It should be noted that internal particles are “off-shell”, or off the mass-shell, that means that the relation $p^2 = m^2$ is broken. (Here p is the four momentum and m the mass of the particle).

In Quantum Mechanics given by the Schrödinger equation and also the relativistic Dirac equation, there are three important results which were found to be only approximate correct when we proceed to the full QED.

- First, the energy levels $E(2S_{1/2})$ and $E(2P_{1/2})$ in Hydrogen were equal (degenerate).
- Second, the magnetic moment of electron was given by $\vec{\mu} = \frac{e g_e}{2m_e} \vec{S}$ with $g_e = 2$.
- Third, the strength of electromagnetic interactions were given by $\alpha_{em} \equiv \frac{e^2}{2\epsilon_0 \hbar c} \simeq \frac{1}{137}$.

These three results were shown to be slightly changed in the full quantum electrodynamics (QED), due to quantum fluctuations as will be discussed below.

Concerning the Dirac equation itself it has been introduced in many ways. My favorite version was to introduce it as a Schrödinger type equation with an Hamilton operator which contained the momentum operator ($\vec{p} = -i\hbar\vec{\nabla}$) to first order. This was a reasonable assumption for a relativistic equation because, written in Hamiltonian form, it is of first order in the time derivative. But then one also assumed that the Dirac equation contained some-a priori-unknown matrices. To obtain the Dirac equation one required that the squared Hamiltonian is equal to $(c\vec{p})^2 + (mc^2)^2$. Then one finds that the matrices must be anticommuting, and have the dimension 4×4 , minimally.

A. “Feynman’s approach to QED “

Feynman entered QED with his famous intuition and he solved the equations without the complicated machinery with field operators. As I understood it, he studied a priori

differential equations for scattering of an electron in an electromagnetic field. Then these equations were adapted to more complicated processes. This method, often named the “Feynman approach” is nicely described in the old book “Relativistic quantum mechanics” written by Bjorken and Drell [2]. I learned, and later lectured, some times this version which is theoretically simplified compared to standard QED with all the operator formalism. However, there is an important warning: Using this simplified version, the Pauli principle had to be put in by hand!,- in contrast to true QED field theory, where all the correct signs are automatically obtained by the anticommuting fields. The well known equations to be solved are

$$(\gamma_\mu (i\partial^\mu - eA^\mu(x)) - m) \Psi(x) = 0 \quad ; \quad \partial_\nu \partial^\nu A^\mu(x) = ej_D^\mu(x) , \quad (1)$$

where e is the elementary electron charge. Further, $A^\mu(x)$ is the electromagnetic field and $\Psi(x)$ is the electron field which would in the non-relativistic case correspond to the electron wave function. Here Lorentz gauge for the electromagnetic field is assumed:

$$\partial_\nu A^\nu(x) = 0 . \quad (2)$$

Now, for the electromagnetic current in a scattering process one writes the Dirac current as the *transition current*

$$j_D^\mu(x) = \overline{\psi(x)}_b \gamma^\mu \psi(x)_a , \quad (3)$$

where $\psi(x)_a$ represents an ingoing (asymptotically) free electron in some chosen process and $\overline{\psi(x)}_b$ represents an outgoing (asymptotically) free electron in the same process.

The differential equation for $\Psi(x)$ in (1) can be rewritten

$$(\gamma_\mu (i\partial^\mu - eA^\mu(x)) - m) \Psi(x) = eA^\mu(x) \gamma_\mu \Psi(x) , \quad (4)$$

The equation in (4) for Ψ and the equation for A^μ in (1) may be solved by free Green-functions $S_F(x - y)$ for the free Dirac Field $\Psi(x)$ and $D_F(x - y)$ for the free vector field $A^\mu(x)$ respectively :

$$(i\gamma_\mu \partial^\mu - m) S_F(x - y) = \mathbf{1}^{(D)} \delta^{(4)}(x - y) \quad , \quad \text{and} \quad \partial_\nu \partial^\nu D_F(x - y)_{\alpha\beta} = \delta_{\alpha\beta} \delta^{(4)}(x - y), \quad (5)$$

where $\mathbf{1}^{(D)}$ is the unit matrix in the space of Dirac matrices, and μ, ν, α, β are Lorentz indices. These Greens functions will (for proper boundary conditions) also be the propagators for

the particles. They are given by

$$S_F(x-y) = \int \frac{d^4 p}{(2\pi^4)} \frac{(\gamma \cdot p + m)}{(p^2 - m^2 + i\epsilon)} , \text{ and } D_F(x-y)_{\alpha\beta} = \int \frac{d^4 k}{(2\pi^4)} \frac{(-g_{\alpha\beta})}{(k^2 + i\epsilon)} . \quad (6)$$

Here the small ϵ takes care of the asymptotic properties of the propagator (for $\epsilon \rightarrow 0$) For the electron(fermion)propagator one also obtains :

$$S_F(x-y) = \theta(x_0 - y_0) \sum_{\sigma} \int \frac{d^3 p}{(2\pi)^3} \psi_{p\sigma}^{(+)}(x) \overline{\psi_{p\sigma}^{(+)}(y)} - \theta(y_0 - x_0) \sum_{\sigma} \int \frac{d^3 p}{(2\pi)^3} \psi_{p\sigma}^{(-)}(x) \overline{\psi_{p\sigma}^{(-)}(y)} , \quad (7)$$

where $\psi_{p\sigma}^{(\pm)}(x)$ are plane wave solutions of the Dirac equation with definite momentum (p) and spin quantum number σ , and energy sign $\epsilon = \pm$. $\psi^{(+)}$ and $\psi^{(-)}$ represent the particle and anti-particle solutions respectively. As usual $\bar{\psi} = (\psi^\dagger)^dagger \gamma_0$. A similar expression for the photon propagator is cumbersome because of the gauge freedom for the photon field. The photon propagator is presented in various ways, for instance via *path integrals*.

For the interacting electron field one obtains the solution:

$$\Psi(x)_i = \psi(x)_i + \int d^4 y S_F(x-y) e\gamma^\mu A_\mu(y) \Psi(y)_i , \quad (8)$$

where $\Psi(x)_i$ is the solution when $\psi(x)_i$ is the ingoing plane wave. As it stands, this solution looks useless because the unknown solution $\Psi(x)_i$ is also under the integral at the right hand side. In order to obtain useful result one solves the equation iteratively, or in other words, perturbatively:

$$\Psi(x)_i = \sum_n \Psi(x)_i^{(n)} , \quad (9)$$

where $\Psi(x)_i^{(0)} = \psi(x)_i$ and the n 'th term is given by

$$\Psi(x)_i^{(n)} = \int d^4 y S_F(x-y) e\gamma^\mu A_\mu(y) \Psi(y)_i^{(n-1)} . \quad (10)$$

This gives the first non-trivial approximation

$$\Psi(x)_i^{(1)} = \int d^4 y S_F(x-y) e\gamma^\mu A_\mu(y) \psi(y)_i . \quad (11)$$

Further, the second term is

$$\Psi(x)_i^{(2)} = \int \int d^4 y d^4 z S_F(x-y) e\gamma^\mu A_\mu(y) S_F(y-z) e\gamma^\nu A_\nu(z) \psi(z)_i , \quad (12)$$

and so on. The solution for the electromagnetic field is:

$$A^\mu(x) = A_0^\mu(x) + \int d^4y D_F(x-y)^{\mu\nu} e j_{\nu D}(y) , \quad (13)$$

where $A_0^\mu(x)$ is the initial (some times the final) free solution electromagnetic field, depending on the process which is considered, and $j_D^\mu(y)$ given in (3). When there are no photons in the initial or final state, then $A_0^\mu(x)$ is zero.

The scattering matrix is -for a given initial state ψ_i - the probability amplitude to measure a chosen final state ψ_f to occur. Thus the scattering matrix is given by a scalar product of the interacting Ψ_i and the chosen final plane wave $\psi(x)_f$:

$$S_{fi} = (\psi(x)_f, \Psi(x)_i)_{x_0 \rightarrow \epsilon_f \infty} = \delta_{fi} + \int d^4y e \overline{\psi(y)_f} \gamma^\mu A_\mu(y) \Psi(y)_i . \quad (14)$$

Here $x_0 \rightarrow +\infty$ when ψ_f is a particle (positive frequency $\epsilon_f = +1$) and $x_0 \rightarrow -\infty$ when ψ_f is an antiparticle (negative frequency $\epsilon_f = -1$). This means that mathematically, in outgoing(ingoing) particle with negative energy is interpreted as an ingoing(outgoing) antiparticle.

The scattering matrix can be written as a perturbation series, when $\Psi(y)_i$ is given by equation (9):

$$S_{fi} = \sum_n S_{fi}^{(n)} \quad \text{where } S_{fi}^{(0)} = \delta_{fi} , \quad (15)$$

and further, the first nontrivial term is

$$S_{fi}^{(1)} = \epsilon_f e \int d^4y \overline{\psi(y)_f} \gamma^\mu A_\mu(y) \psi(y)_i . \quad (16)$$

Here we obtain simple scattering of an electron in a Coulomb field $A_0^\mu = A_{Coul}^\mu$ and put $j_D^\mu = 0$ in (13). Or, alternatively, we may put $A_0^\mu = 0$ and use a suitable Dirac current j_D^μ for an in- and out-going electron(positron); see equation (3). Then we describe scattering of an electron (positron) in the field of another electron(positron), that is, we may describe electron-electron (Møller) scattering or electron-positron (Bhabha) scattering;- *provided we symmetrise the following amplitude according to the Pauli principle*. Mathematically, for a relevant contribution

$$S_{fi}^{(1,j_D)} = \epsilon_f e \int d^4y \overline{\psi(y)_f} \gamma^\mu \psi(y)_i \int d^4x D_F(x-y)_{\mu\nu} [e \overline{\psi(x)_b} \gamma^\nu \psi(x)_a] . \quad (17)$$

In standard QED this would correspond to a second a second order contribution from the scattering operator contribution.

The next non-trivial term is

$$S_{fi}^{(2)} = \epsilon_f e^2 \int \int d^4y d^4z \overline{\psi(y)_f} \gamma^\mu A_\mu(y) S_F(y-z) e \gamma^\nu A_\nu(z) \psi(z)_i , \quad (18)$$

which may describe Compton scattering, or $e^+ e^- \rightarrow \gamma\gamma$ annihilation , or pair creation $\gamma\gamma \rightarrow e^+ e^-$.

The method described above works, and gives the same result as the QED with the fields as operators, (again!:) provided that the minus sign is used if the final electron is an antiparticle. Antiparticles (positrons) are represented by negative energy electrons going backwards in time. There is also the obscure interpretation of the negative energy solutions filling up the “Dirac sea”. In QED with anticommuting fermion field operators the correct relative signs come out automatic, and the obscure Dirac sea disappears. Note that (18) has the same form as the second order expression in QED where the ψ ’s are field operators, except for the factor $1/(2!)$. However such statistical factors typically disappears (replaced by the number one) when Wicks theorem are applied for the field operators. Some lecturers do not mention this “relativistic quantum mechanics” (“Feynman approach”) because of its shortcomings. Others thinks it is OK to see how close one might come with some intuition.

B. Renormalizationn in QED

The QED Lagrangian may be written

$$\mathcal{L}_{QED} = \quad (19)$$

$$\overline{\psi(x)} (i\gamma_\mu \partial^\mu - m) \psi(x) \quad \rightarrow \text{(electron propagator)} \quad (20)$$

$$- \frac{1}{4} F_{\mu\nu}(x) F^{\mu\nu}(x) \quad \rightarrow \text{(photon propagator)} \quad (21)$$

$$- ie A_\mu(x) \left(\overline{\psi(x)} \gamma_\mu \psi(x) \right) \quad \rightarrow \text{(interaction)} , \quad (22)$$

where $F_{\mu\nu}$ is, as described in some textbooks, given by the commutator of two covariant derivatives $iD_\lambda = \partial_\lambda - eA_\lambda$:

$$ie F_{\mu\nu}(x) = [iD_\mu, iD_\nu] = ie(\partial_\mu A_\nu - \partial_\nu A_\mu) \quad (23)$$

Using standard canonical quantisation, from this Lagrangian one may calculate all processe in QED. But one should note some important points.:

In relativistic physics, particles may appear and disappear as quantum fluctuations (loop effects) as long as the two quantities *energy and electric charge are conserved!*

Further, *a free electron should be stable*. This corresponds to the $\delta_{fi} = 1$ with $f = i$. This means that the integral in (14) should not contribute to the S-matrix for a free electron. However, a concrete calculation shows that this requirement is not fulfilled. This means that for the electron part one obtains a factor different from one in front of the first term in (20). To solve this problem, one has to realize that the fields in the Lagrangian above are *bare fields*. The physical *renormalized* fields, dressed with loop effects are $\Psi_R = \sqrt{Z_F}\Psi_0$, where Ψ_0 is the bare field in the Lagrangian above, and Z_F represent the loop effects. Also the mass term in (20) has to be renormalised ($m_0 \rightarrow m_R$). And also the photon term (21) and the interaction term (22) has also to be renormalized. This will be discussed in the following subsections.

C. Lowest order loop effects

In Fig. 1 the left diagram (just the electron line) corresponds to the bare electron propagator. The lowest order correction to the electron propagator (20) contribution to the electron propagator, is given in the middle. As already mentioned, the electron is stable, and the theory(QED) should be consistent with this fact. Therefore the S -matrix element corresponding to the diagram in Fig. 2 (lowest order self energy) should be zero for an electron on the physical mass-shell $p^2 = m^2$. (Also for $\gamma \cdot p \rightarrow m$). A concrete calculation shows that this is not the case. In order to solve this problem, one has to redefine the mass and write

$$m_R = m_0 - \delta m, \quad (24)$$

where m_0 is the *bare mass* contained in (20) and δm is the result from the diagram in the middle of Fig. 2. Now the right diagram in Fig. 2 (the *counterterm*) with the cross to the right subtracts the value of diagram 1b to get zero on-shell $p^2 = m_R^2$. An a priori disturbing discovery was also that δm was infinite, and could be parametrised through a cut-off Λ :

$$\delta m = m_0 \frac{\alpha}{4\pi} \ln\left(\frac{\Lambda^2}{m_0^2}\right). \quad (25)$$

Moreover, it can be shown that in order to get the propagator pole at m_R , the electron part has to be multiplied by a additional factor $Z_F = 1 + k \frac{\alpha}{4\pi} \ln\left(\frac{\Lambda^2}{m_0^2}\right)$ where k is some number of order one given by the loop integration. Then also the pole of the electron propagator will be shifted from $p^2 = m_0^2$ in (6) to the correct place, $p^2 = m_R^2$. Still the remaining



FIG. 2: Self-energy correction(s) to electron propagator

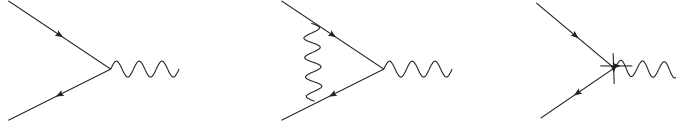


FIG. 3: Vertex correction(s) for electromagnetic interaction

part of diagram in Fig. 2 for off-shell electrons are nonzero! It turns out that for a bound electron (which is off-shell) in a Hydrogen atom this non-zero off-shell part will give the main contribution to Lamb-shift. Namely: The degenerations of $2S_{1/2}$ and $2P_{1/2}$ in Hydrogen are now removed (lifted) by the (renormalized) self-energy contribution for *bound* (off-shell) electrons. This gives the famous Lamb-shift in Hydrogen giving the $\lambda \simeq 21$ cm line.

Within non-relativistic quantum mechanics, and also for the relativistic equation of Dirac, the gyromagnetic factor of the electron is $g_e = 2$. Entering QED, there are corrections to this result. Now the diagram in the middle of Fig. 3 will give a contribution(correction) to the gyromagnetic factor. Also here there is a diagram (a counterterm) to the right of Fig.3 to subtract unphysical terms via renormalisation. Now the remaining vertex correction (the middle of Fig. 3) gives a small correction to g_e such that with the lowest order correction, the result is

$$g_e = 2 + \frac{\alpha_{em}}{\pi} \quad (26)$$

D. Vacuum polarisation

In Fig 4 the left diagram, just the wavy line, represents the bare photon propagator in (21). The diagram in the middle of Fig 4 gives a corrections to the photon propagator, usually called the *vacuum polarisation diagram*. Adding the conterterm in 4c will stabilise the photon. The diagram in the middle of Fig. 4 means that electron-positron pairs appear and disappears (as *quantum fluctuations*). This can be seen as screening of electric charge, which gives an energy dependent fine structure “constant” α_{em} . Previously this diagram(s)



FIG. 4: Diagrams for the photon propagator. To the left is the bare propagator. In the middle is the diagram which gives the vacuum polarisation effect. To the right is the corresponding counter term.

were interpreted as a correction to the Coulomb potential. Now, in modern field theory, one usually interpretes this as an energy dependent effective fine structure. This means that $\alpha_{em} = \frac{1}{137}$ for low energy photons. The momentum-energy dependent fine structure factor is $\alpha_{em}(q^2) > \frac{1}{137}$ for larger energies. Also this means that the electric charge in eq. (22) is the bare charge e_0 . Adding later also other charged particles in the loop, i.e more charged leptons, quarks and also the charged W-bosons, make $\alpha_{em} \simeq \frac{1}{128}$ at the energy $M_Z c^2$.

III. STRONG INTERACTIONS ?

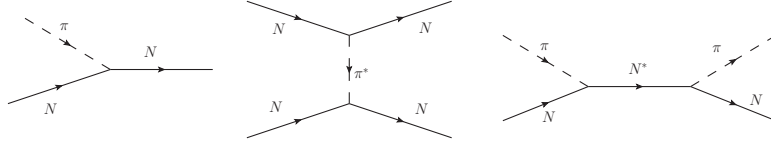
In the 1960's, weak and strong interactions were poorly understood theoretically. People worked on the “Regge poles” for strong interactions [3]. Such models were popular in the 1960s and 1970's. In this case one cosidered the scattering amplitude, and studied poles and trajectores in a complex plane.

Also some theoreticians worked on formal S-matrix theory, where scattering amplitudes were considered to be maximally analytical functions in some complex plane. Thresholds for scattering gave singularities in the complex plane.

A. Pion-nucleon interactions

One tried to construct a theory for interactions between pions and nucleons as a field theory where photons were replaced by pions and electrons by nucleons in an isospin symmetric way. The isospin symmetric interaction Lagrangian for strong interactions: was written down as

$$\mathcal{L}_{\pi N} = G_{\pi N} \bar{N} (\tau_i \Phi_i) \gamma_5 N \quad , \quad N = \begin{pmatrix} p \\ n \end{pmatrix} \quad , \quad (27)$$

FIG. 5: Some π -Nucleon Feynman diagrams

where N is the nucleon doublet, Φ the pion triplet and τ the Pauli matrices which here represents isospin. Here

$$\pi^\pm = \frac{1}{\sqrt{2}}(\Phi^1 \pm i\Phi^2), \quad \pi^0 = \Phi^3, \quad (28)$$

are the fields for physical charged and neutral pions. Inspired by the success of QED, one hoped to write some QED-like theory for nucleons and pions. In addition one incorporated isospin symmetry for pions and nucleons. This was in some books presented as a fruitful example for a field theory. From the pure mathematical point of view this theory was OK. BUT: Taking into account experimental results for pi-nucleon scattering, the pi-nucleon coupling $G_{\pi N}$ had to be much too big for a perturbative expansion (in contrast to QED):

$$\frac{(G_{\pi N})^2}{4\pi} \simeq 15, \quad (29)$$

making perturbative theory useless.

B. The structure of hadrons - $SU(3)_F$ flavor symmetry

It was shown by Gell-Mann [4] that the pions and kaons make an octet of pseudo-scalar particles (0^-) within $SU(3)$ -symmetry, as illustrated in Fig.6. There were also a similar baryon octet containing the proton, neutron and the strange Σ and Ξ -particles.

More particles were found, for instance there were spin 1-octets containing the ρ, K^*, ω, ϕ -particles, and a $SU(3)$ decuplet containing the spin 3/2 particles $\Delta, \Sigma^*, \Xi^*, \Omega^-$. All these particles were explained as built up of the fundamental $SU(3)$ -triplet (u, d, s) . There was also the corresponding anti-triplet $(\bar{u}, \bar{d}, \bar{s})$. The u should then have charge $+2/3$ and both d and s have charge $-1/3$ of the proton electric charge.

Examples:

- Pseudoscalars: $\pi^+ = (u\bar{d})$, $\pi^0 = (u\bar{u} - d\bar{d})/\sqrt{2}$, $\pi^- = (d\bar{u})$, $K^+ = (u\bar{s})$, $K^0 = (d\bar{s})$, $K^- = (s\bar{u})$, $\bar{K}^0 = (s\bar{d})$, $\eta_8 = (u\bar{u} + d\bar{d} - 2s\bar{s})/\sqrt{6}$

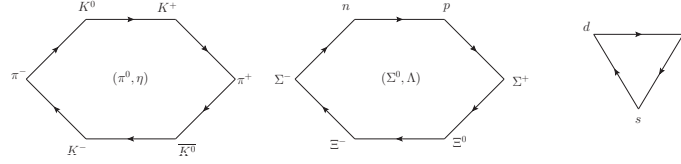


FIG. 6: Pseudoscalars (0^- , left figure) and baryons($\frac{1}{2}^+$)(figure in middle) put in octets (8-plets) representations of $SU(3)$. This was making order i hadronic particles. BUT the elementary triplet (3-plet) representation (“quarks”) *was apparently not realized - or?*

- Spin 1/2 baryons : $p = (uud)$, $n = (ddu)$, $\Sigma^+ = (uus)$, $\Sigma^0 = (uds)$, $\Sigma^- = (dds)$, $\Lambda = (uds)$, $\Xi^0 = (uss)$, $\Xi^- = (dss)$
- Spin one (Vectors): $\rho^+ = (u\bar{d})$, $\rho^0 = (u\bar{u} - d\bar{d})/\sqrt{2}$, $\rho^- = (d\bar{u})$, $K^{+*} = (u, \bar{s})$, $K^{0*} = (d, \bar{s})$, $K^{-*} = (s, \bar{u})$, $\bar{K}^{0*} = (s, \bar{d})$, $\omega = (u\bar{u} + d\bar{d})/\sqrt{2}$, $\Phi = (s\bar{s})$
- Spin 3/2 baryons : $\Delta^{++} = (uuu)$, $\Delta^+ = (uud)$, $\Delta^0 = (ddu)$, $\Delta^- = (ddd)$, $\Sigma^{*+} = (uus)$, $\Sigma^{*0} = (uds)$, $\Sigma^{*-} = (dds)$, $\Xi^{*0} = (uss)$, $\Xi^{*-} = (dss)$, $\Omega^- = (sss)$

BUT: The fundamental triplet (u, d, s) itself were apparently absent. It was in the beginning thought to be an *auxiliary object*!

The electric charges of the particles within $SU(3)_F$ flavor symmetry can be expressed as

$$Q = I_3 + \frac{Y}{2}, \quad (30)$$

where I_3 is the isospin measured along the horizontal axis, and Y is the hypercharge measured along the vertical axis in the diagram in Fig 6. As more and more baryons and mesons were discovered, some physicists were starting to think that all these mesons and baryons were not elementary particles, but were composed from “smaller”, more fundamental particles.

In Fig. 6 we see the 0^- meson and $(1/2)^+$ baryon $SU(3)$ octets. Maybe the elementary triplet could correspond to fundamental constituents of the baryons and mesons? Such fundamental particles were called *quarks* or simply *partons*.. This hypothesis were from the beginning rather controversial, and those who “believed” in quarks as real objects were sometimes called “frogs sitting around a pond saying *quark, quark, quark* “.

One important point is that we have baryons with spin 3/2, like the four Δ -particles, having also isospin 3/2, meaning that there are four Δ ’s, with charges plus two, plus one,




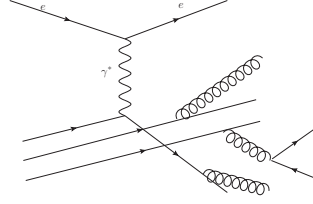
FIG. 7: Elektron-proton collision at high energy at Stanford Linear Accelerator Center, in California, in 1969. The process is $ep \rightarrow eN\pi$. Stage I: The incoming electron hits-via a virtual photon-a quark inside the proton. Stage II: Some of the energy transfer from the collision is used to make a quark-antiquark pair in the proton. Stage III: The antiquark combine with one of the quarks to make a meson which leaves the proton(more general, the nucleon).

zero and minus one. Assuming the $SU(3)$ triplet in Fig 6 build up all the baryons, there are three cases where baryons are built up from three u -quarks, three d -quarks or three s -quarks, all with spin plus $1/2$ *along the same axis*. BUT: Three identical particles in the same state should be forbidden according to the *Pauli exclusion principle*;-*unless..... there is another quantum number which is different for the three particles*. This new quantum number introduced to solve the problem is for some peculiar reason called *color*. And in order to save the Pauli principle, there must be at least three different values of this new quantum number. Further, if we say that there are just three different colors, it is natural to choose $SU(3)$ as the color symmetry group. In this case we write $SU(3)_c$. Then the mathematicians can tell us that by combining three color triplet quarks we may obtain a *color singlet* (color neutral) baryon state. With other words, the color singlet has *no open color* !.

C. An elektron-proton collision. Partons

The important question was: Is the proton elementary, or does it consist of smaller pieces? To try to find out this there was from 1969 going on an experiment at SLAC(California) where energetic electrons were shot against protons or neutrons:

What was seen was that extra particles could come out of the collision, for instance that an extra pion was coming out, i. e. the inelastic reaction $ep \rightarrow ep\pi^0$ or $ep \rightarrow en\pi^+$. But the

FIG. 8: Collision $ep \rightarrow eX$ in the Parton Model

energetic electron could never shoot loose a quark !. The explanation was that the energy from the (virtual) electron may create a quark-antiquark pair ($(q-\bar{q})$ -pair) inside the proton. This $(q-\bar{q})$ -pair may come out as a *meson* which is colorless. A quark cannot be free! The “color”-charge is confined ! Quarks were always bound to a baryon or a meson.

It was also seen that the scattering amplitude contained, in addition to well known kinematical factors, some *structure functions* $f_p(x)$, which depended only on the momentum *fraction* $x \equiv p_{part}/p_{proton} = (-q^2)/(2M_p\nu)$, of the partons (quarks). Here $\nu = E_e - E_e'$ is the energy difference between the in- and out going electrons.

The interpretation of data is the following: At high energies, the proton consist of “sea-quarks” = *quarks* and *anti-quarks* and *gluons* in addition to the three *valence quarks* (uud) forming the proton. In other words, the proton contains the (usual) three valence quaks for small energies plus some gluons plus some quark anti-quark pairs when the energy grows. The quarks cannot be kicked out of the proton. The energy from the colliding electron (transmitted via the virtual photon) is used to make a quark anti-quark pair. Then for a (very) short time the proton contains four quarks and an anti-quark, which combine to one baryon and one meson. The quark anti-quark pair is thought to be made via the emission of a *gluon* which again makes the quark anti-quark pair. This gluon is the analogue of the photon in electromagnetic interactions, where a photon can make an electron-positron pair.

In 1974 came the “1974-revolution”: Then the experimentalists found the socalled Ψ -particles. The decay-spectrum of these particles behaved qualitatively like the decay-spectrum of positronium e^+e^- . The Ψ particles were inteprted as a system of a heavy (for that time) particle (quark) c and its anti-particle \bar{c} . In other words $\Psi = (c\bar{c})$. After these discoveries, the quark picture was accepted among (almost) all particle physicists.

D. Nuclear forces

Before the quark picture was accepted, strong interactions meant nuclear forces. Now we might look slightly different about this.

Two protons will repel each other electrically. But if they come very close they may attract each other because the color forces are stronger than the electric ones at very close distance. Two protons will feel the “tail” of quark-gluon-forces, in spite of electric repulsion. Nuclear forces are much stronger than electromagnetic forces - *-when the nucleons are close to each other.*

The color forces are so strong, for energies less than say 1 GeV, that the quarks can not come out of the proton.

The proton (-and the neutron) are color neutral. Now the picture is that the true *strong force is the color force*, while the nuclear force is only the tail of the color force, some times called the *deduced color force*. The color force binds quarks together to baryons and mesons, while the nuclear force binds nucleons to various clusters of nucleons, i.e. nuclei.

What is strange about the color force is that it is relatively weak for high energies (corresponding to short distances) while it is extremely strong at long distances (energies of about say hundred of MeV and smaller). When quarks were established there was a good candidate for a field theory for the color force, namely the *Yang Mills theory*.

IV. YANG MILLS THEORY

The Yang-Mills (YM) theory, which is used in modern field theory within the Standard model, was introduced in 1954 already [6]. The YM field theory came in some sense “too early”. It was apparently no use for it at the time it was presented in 1954. There were no known massless vector bosons, except the photon. For instance, the ρ had a mass, but the YM theory has no mass term for the vectors. That would break gauge invariance. Was the YM theory just a mathematical exercise?

When I was a student in the sixties I heard almost nothing about it. But knowledge about it became extremely important in the mid seventies and later. Having accepted the quarks, it was clear that some variant of the YM theory might be used for interactions between quarks mediated by gluons. It was potentially also useful for weak interactions,- if

one found an acceptable way to handle massive vector particles/fields. YM theories was a generalisation of the U(1) QED gauge theory to more complex groups.

First, let us see what the Yang Mills theory is. YM theories have the generic form:

$$\mathcal{L}_{YM} = \bar{f} \gamma^\mu (iD_\mu - m_f) f - \frac{1}{4} F^{a,\mu\nu} F_{\mu\nu}^a, \quad (31)$$

where f represents a multiplet of n fermion (Dirac) fields, and D_μ is the covariant derivative

$$iD_\mu \equiv i\partial_\mu - g A_\mu, \quad (32)$$

where g is the gauge coupling. This looks almost like QED, but there is some important extra ingredients. Now the vector field A_μ is an $n \times n$ matrix

$$A_\mu = t^a A_\mu^a \quad (33)$$

containing N vector fields, and t^a are the N generators of the gauge group. If the gauge group is $SU(n)$, then $N = (n^2 - 1)$. Here the t^a 's are the generators of some gauge group. Because the t^a matrices do not commute among themselves, the field tensor $F_{\mu\nu}^a$ has an extra term - to obtain gauge invariance, and is given by the commutator of two covariant derivatives:

$$[iD_\mu, iD_\nu] = -igt^a F_{\mu\nu}^a, \quad F_{\mu\nu}^a = (\partial_\mu A_\nu^a - \partial_\nu A_\mu^a) + g f^{abc} A_\nu^b A_\mu^c \quad (34)$$

It is important that the field tensor, unlike QED, has a quadratic term. Squaring the field tensor to obtain the Lagrangian term for the vectors, one obtains triple and quartic terms. This makes YM theory qualitatively different from QED. Vector bosons will interact among themselves! See Fig. 9 later.

A. Quantum chromo dynamics (QCD)

Assuming that quarks exist and carry three different colors, one may write down a quark gluon field theory of Yang-Mills theory type with gauge group $SU(3)_c$, where the subscript c stands for *color*. Thus QCD has the form

$$\mathcal{L}_{QCD} = \sum_q \bar{q} \gamma^\mu (i\partial_\mu - g_s t^a A_\mu^a - m_q) q - \frac{1}{4} F^{a,\mu\nu} F_{\mu\nu}^a \quad (35)$$

Note that there is a sum over quark flavors $q = u, d, s, \dots$, and that the gluons are the same for all flavors !. The field tensor has an extra term, as all YM theories, see (34):

$$F_{\mu\nu}^a = (\partial_\mu A_\nu^a - \partial_\nu A_\mu^a) + g_s f^{abc} A_\nu^b A_\mu^c, \quad (36)$$

where A_μ^a are the eight gluon four vector fields ($a = 1, 2, \dots, 8$ and $\mu = 0, 1, 2, 3$). The symbol q is now very compact. All the six quark fields q ($q = u, d, s, c, b, t$) have 3 different color components (one Dirac field per color, and all Dirac fields have four components). Thus the quark field q has in total $6 \times 3 \times 4$ components. The t^a matrices are generators (3×3 -matrices) of the gauge group $SU(3)_c$. It is important that the gluons interact among themselves! We obtain triple and quartic vertices. The existence of this triple gluon vertex has dramatic consequences for QCD compared to QED.

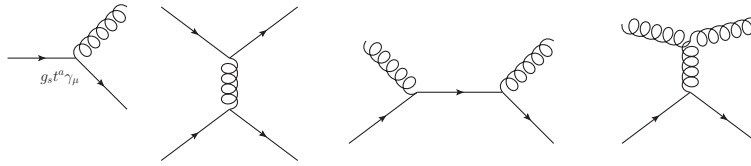


FIG. 9: The quark gluon coupling(left diagram),Quark-quark scattering (second diagram), and quark-gluon scattering (third and fourth diagram). The first three diagrams have an analog in QED, while this is not the case with the fourth diagram including the triple gluon coupling.

QCD is significantly different from QED due to the triplet gluon coupling. The coupling g_s is *universal*, the same for quark-gluon and triple gluon couplings. This is a consequence of gauge invariance. It is found that perturbative QCD breaks down for low energies (say 1-2 GeV. See later).

B. Gauge transformations

Both in QED and Yang Mills theory (-and thereby QCD) an important ingredient is gauge invariance.

The gauge transformations in QED are

$$\psi(x) \rightarrow \psi(x)' = e^{i\alpha(x)} \psi(x), \quad A_\mu(x) \rightarrow A_\mu(x)' = A_\mu(x) - \frac{1}{e} \partial_\mu \alpha(x). \quad (37)$$

Under these combined transformations the QED Lagrangian given by (19) - (22) is invariant.

For Yang-Mills theory the corresponding transformation for fermion fields is

$$f(x) \rightarrow f(x)' = U(x) f(x) \quad ; \quad U(x) \in SU(n) \text{ (-for instance)} . \quad (38)$$

Gauge field transformations in the non-Abelian has to be such that $D_\mu f$ transforms as f :

$$iD_\mu f \rightarrow iD'_\mu f' = U iD_\mu f . \quad (39)$$

To obtain this the transformation must contain a rotation among fields:

$$A_\mu \rightarrow A'_\mu = U A_\mu U^\dagger + \frac{i}{g} (\partial_\mu U) U^\dagger, \quad (40)$$

and

$$F_{\mu\nu} \rightarrow F'_{\mu\nu} = U F_{\mu\nu} U^\dagger ; \text{ where } U = U(x) = e^{it^a \alpha^a(x)}, \quad (41)$$

where $\alpha^a(x)$ is a set of real functions. Here $A(x)_\mu \equiv t^a A(x)_\mu^a$, and similarly we define $F(x)_{\mu\nu} \equiv t^a F(x)_{\mu\nu}^a$.

V. COMPARISON OF RUNNING COUPLINGS IN QED AND QCD

Quantum fluctuations means that particles suddenly appear and might disappear again. Such effects are visualized by loop effects. In Fig. 10 we display ee scattering to lowest order (left) then the possible fermion loop corrections (f means a charged fermion), and to the right a diagram with a WW loop, because W s are electrically charged.

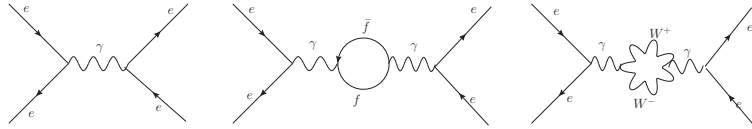


FIG. 10: Diagrams explaining α_{em} , which grows with energy! $\alpha_{em} \simeq 1/129$ at energy = $M_Z c^2$. Alternatively, in earlier times this was considered as a modification of Coulomb potential

In Fig. 11 we show qq -scattering to lowest order in perturbative QCD (left) with corrections with a quark loop(middle) and gluonic loop. (right).

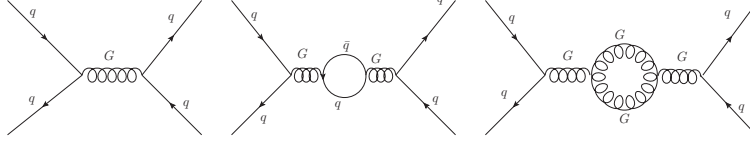


FIG. 11: Diagrams explaining the variation (“running”) of α_s , which become smaller with growing energy. The quark and the gluon loops have different signs. The gluon loop dominates. This has dramatic consequences for the high-energy behaviour of perturbative QCD. The last diagram dominates over the diagram in the middle.

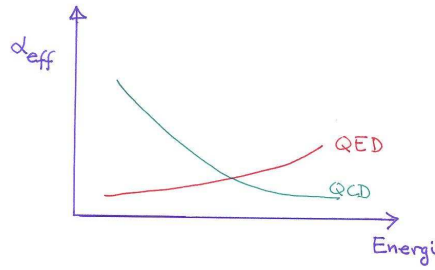


FIG. 12: Qualitative behaviour of effective α_{em} and of effective α_s with variation of energy

It is found that perturbative QCD breaks down at small energies! Then other methods are needed. Lattice gauge theory is considered to be the best method. Earlier some variant of quark models also were used.

Experimentally one found:

$$\alpha_s(M_Z^2) \simeq 0.12, \quad (42)$$

Using this as a starting point, one could use the calculations of the diagrams in Fig. 11 to find:

$$\alpha_s((1\text{GeV})^2) \simeq 0.5 (\pm 10\%), \text{ and } \alpha_s((0.7\text{GeV})^2) \simeq 0.6 \text{ to } 1.2 \quad (43)$$

which illustrates the breakdown of perturbative QCD at energies below, say, one GeV.

VI. $SU(3)_L \times SU(3)_R$ - SYMMETRY AND CHIRAL PERTURBATION THEORY

For QCD with the three lightest flavors $q = (u, d, s)$ (with quark masses below one GeV) in the Lagrangian might be split in left and right-handed fields:

$$\mathcal{L}_{QCD} = \overline{q_L} (\gamma \cdot iD) q_L + \overline{q_R} (\gamma \cdot iD) q_R + m_q (\overline{q_L} q_R + \overline{q_R} q_L) + \mathcal{L}_G, \quad (44)$$

where \mathcal{L}_G is the gauge (gluon) part. Here $q = q_L + q_R$.

Without the mass term, (i.e for $m_q \rightarrow 0$) this Lagrangian is invariant under the global transformations

$$q_L \rightarrow V_L q_L \quad ; \quad q_R \rightarrow V_R q_R \quad ; \quad V_L^\dagger V_L = V_R^\dagger V_R = 1 \quad ; \quad V_L^\dagger V_R \neq 1. \quad (45)$$

Thus there is a chiral $SU(3)_L \times SU(3)_R$ symmetry. Then one might have expected parity doublets, say a proton-like state with opposite parity. Such states does not exists. So in some way this symmetry must be broken. The solution is that we have *spontaneous symmetry breaking* (SSB) in QCD . This appear as a quark condensate:

$$\langle \bar{q}q \rangle \equiv \langle 0 | \bar{q}q | 0 \rangle \simeq (-240 \text{ MeV})^3 \neq 0. \quad (46)$$

QCD has a non-trivial vacuum! The $SU_L(3) \times SU_R(3)$ symmetry of QCD (for $m_q \rightarrow 0$) *breaks down*. There is also a gluon condensate

$$\langle \frac{\alpha_s}{\pi} G^2 \rangle \sim (300 \text{ to } 400 \text{ MeV})^4 \neq 0. \quad (47)$$

The Goldstone bosons of this spontaneous broken symmetry is the pseudoscalar meson octet (π, K, η_8) .

Now one may write down the chiral perturbation theory for the Goldstone particles:

$$\mathcal{L}_{\chi PT} = \frac{f_\pi^2}{4} \text{Tr}[(\partial_\mu U)(\partial^\mu U^\dagger)] + \dots \quad (48)$$

where f_π is the decay constant from the decay $\pi \rightarrow \mu \nu_\mu$ and

$$U \equiv \exp(i \lambda^a \pi^a / f_\pi), \quad (49)$$

where λ^a are generators for the flavor group $SU(3)_F$, and the sum runs over the octet (π, K, η) . One has:

$$m_\pi^2 \sim - \langle \bar{q}q \rangle m_{u,d} / f_\pi^2, \quad (50)$$

This is something new. In pure perturbative theories, physical quantities always depend on the square of quark masses. We obtain a $SU(3)_F$ -symmetric chiral perturbation theory (χPT) for mesons and baryons which contains a lot of terms. This theory is *non-renormalizable*.

But still χPT is useful, for instance in decays of K -mesons. Various quark models, say the chiral quark model (χQM) can be used to give an estimate of some coefficients of terms. (χQM connects quarks to mesons)

VII. WEAK INTERACTIONS

When I was a young student in the 1960s I learned little about weak interactions. Maybe it was just because it was *weak*- and not so much to worry about compared to electromagnetic and strong interactions. This changed in the mid 1970s when it was growing more and more clear that weak interactions might be described by field theoretic models.

But let us start with the beginning. Before we continue, we have to remind ourselves that before 1956, the discrete symmetries C -, P -, T was thought to hold in all interactions. More concrete, so far this was thought to hold separately in gravity, electromagnetic and strong interactions as well as weak interactions.

- First, a reminder:

C = charge conjugation take a particle to an anti-particle

P = Parity(mirror) transformation reverse the direction of a vector: $\vec{r} \rightarrow -\vec{r}$
(where \vec{r} is the position vector))

For an axial vector like angular momentum: $\vec{L} = \vec{r} \times \vec{p} \rightarrow +\vec{L}$ does not change sign under a parity transformation

T = Time reversal reverses time: $t \rightarrow -t$ (Remember : In quantum mechanics the T -operator is anti-unitarian and changes sign of the imaginary unit i)

A. Parity symmetry is broken in weak interactions(decays)

Early in the 1950's before I entered university physics, one discussed the " $\theta - \tau$ -puzzle": The experimentalists found apparently two different particles θ and τ with the same mass. The θ decayed to two pions (π -mesons), and τ decayed to 3 pions. θ and τ was thought to be

different because a system of two pions has different parity compared to a system of three pions. Now Lee and Yang explained in 1956 that the solution to the puzzle is that parity is a *broken symmetry in weak interactions* and that θ and τ is actually the same particle, namely the *kaon* (K -meson), which could decay both to two or three pions. The π 's and K 's are pseudo-scalar particles, that is, they have spin zero and intrinsic parity minus (0^-).

B. Early Weak decays

The most known weak process is probably β -decay :

$$n \rightarrow p e^- \bar{\nu}_e , \quad (51)$$

which may occur for free neutrons or for neutrons bound in a nucleus. The process is famous because of the $C - 14$ age test. A free neutron has an average life time of order 15 minutes. For a bound neutron it depends on the nucleus. In many cases it is stable, and is not a β -emitter. In a few nuclei the bound proton might decay (they are positron emitters) and we have the inverse process:

$$p \rightarrow n e^+ \nu_e . \quad (52)$$

This cannot occur for free protons because the proton is lighter than the neutron. The process (52) is used in PET-scanners in hospitals. The process (51) and (52) also breaks parity-symmetry.

The charged π 's and K 's could also decay to leptons, for instance

$$\pi^+, K^+ \rightarrow \mu^+ \nu_\mu \text{ or } e^+ \nu_e . \quad (53)$$

Here the decays to the heavier lepton μ is most probable. As a curiosity: When the muon was discovered one physicist said: "Who ordered that". He meant it was "no need" for it. However, it is useful because then pions from cosmic radiation decay faster than if the electron were the only charged lepton. With only the electron we would get more pions in our heads!

For massive fermions and anti-fermions there are in total four degrees of freedom. BUT: For massless fermions/anti-fermions there are in total *only two degrees of freedom*. Then one makes the following definitions:

Neutrinos are considered to be lefthanded particles $(\nu_e)_L$, and antineutrinos as righthanded antiparticles $(\bar{\nu}_e)_R$. Then one defined the leptonic charges for the electron, the muon (μ) and their neutrinos. Then one has:

- Lepton number L_e is conserved:

$$L(e^-) = L(\nu_e) = +1 \text{ and } L(e^+) = L(\bar{\nu}_e) = -1$$

- Lepton number L_μ conserved:

$$L(\mu^-) = L(\nu_\mu) = +1 \text{ and } L(\mu^+) = L(\bar{\nu}_\mu) = -1$$

(Similar for L_τ)

such that L_e and L_μ was (so far) conserved. Thus one had conservation of lepton numbers built into the theory ! -as visible in the pure leptonic decay mode

$$\mu^- \rightarrow e^- \bar{\nu}_e \nu_\mu . \quad (54)$$

In the early 1960's there were no theory for weak interactions like QED for the electromagnetic interactions. But already in the 1930-ties Fermi wrote down an effective interaction for four fermion fields acting in a point. Thought as an interaction Lagrangian, the Fermi interaction contained a product of the neutron field ψ_n , the (adjoint of) the proton field ψ_p the electron field ψ_e and the (adjoint of) the neutrino field ψ_ν . But was the fields combined into vectors (as in QED), or was it scalars, or tensors? Little was from the beginning known about the interaction, except for its strength, the *Fermi constant*

$$G_F \simeq \frac{10^{-5}}{m_p^2} . \quad (55)$$

Later, in 1958 Feynman and Gell-Mann showed [7] that the interaction could be written as a product of two *left-handed* currents

$$\mathcal{L}_F = 4 \frac{G_F}{\sqrt{2}} j(W, N)^\mu j(W, l)_\mu , \quad (56)$$

where the weak currents are left-handed,- i.e a vector current minus an axial current divided by 2:

$$j(W)_\mu = \frac{1}{2} (j_\mu^V - j_\mu^A) . \quad (57)$$

In beta-decay the nucleonic (N) and an leptonic (l) currents can be written

$$j(W, N)^\mu = \frac{1}{2} \bar{\psi}_p \gamma^\mu (1 - \gamma_5) \psi_n \quad , \quad \text{and } j(W, l)^\mu = \frac{1}{2} \bar{\psi}_e \gamma^\mu (1 - \gamma_5) \psi_{\nu_e} , \quad (58)$$

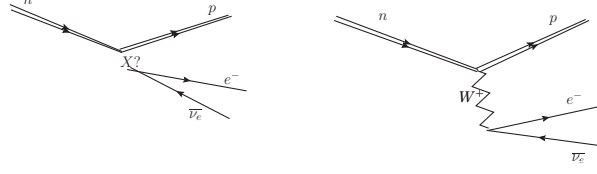


FIG. 13: Diagram for beta-decay in Fermi-theory(left). Hypothetical extension with a W -boson (right).

respectively. The ψ 's are the various particle fields in a self-explained way. Note that $j_\mu^A = \bar{\psi} \gamma_\mu \gamma_5 \psi$, such that the left-handed current may be written:

$$j(W)_\mu = \psi \gamma_\mu P_L \psi, \quad P_{L,R} \equiv \frac{1}{2} (1 \mp \gamma_5) \quad (59)$$

where $P_{L,R}$ are the left and right projectors in Dirac space:

$$(P_L)^2 = P_L, \quad (P_R)^2 = P_R, \quad P_L \cdot P_R = P_R \cdot P_L = 0, \quad P_L + P_R = 1. \quad (60)$$

A Dirac field can be split in two parts:

$$\psi = \psi_L + \psi_R, \quad \psi_L = P_L \psi, \quad \psi_R = P_R \psi, \quad (61)$$

where ψ_L = left spinning (left screw)particle. and ψ_R = right spinning (right screw) particle. In this way parity violation is built into the theory. Note that if the neutrino ν_e is purely lefthanded, then the apparent vector current for $\nu_e \rightarrow e^-$ is automatically lefthanded:

$$j(W, e)_\mu = \bar{\psi}_e \gamma_\mu \psi_{\nu_e} = \bar{\psi}_e \gamma_\mu (\psi_{\nu_e})_L = \bar{\psi}_e \gamma_\mu P_L \psi_{\nu_e}. \quad (62)$$

Note that $\bar{\psi}_L = (P_L \psi)^\dagger \gamma_0 = \bar{\psi} P_R$, such that:

$$\bar{\psi}_L \gamma_\mu \psi_L = \bar{\psi} \gamma_\mu P_L \psi, \quad \bar{\psi}_R \gamma_\mu \psi_R = \bar{\psi} \gamma_\mu P_R \psi, \quad \bar{\psi} \psi = \bar{\psi}_L \psi_R + \bar{\psi}_R \psi_L. \quad (63)$$

From the last equation we observe that mass terms mixes left and right fields. We observe that symbolically for a product of lefthanded currents:

$$(V - A)^2 = (V V + A A) - (V A + A V), \quad (64)$$

where the last term violates parity !

If the two currents were mediated by a heavy weak boson W coupling to with strength g_W , then one would have

$$-4\frac{G_F}{\sqrt{2}} \rightarrow \frac{g_W^2}{q^2 - M_W^2}. \quad (65)$$

If the four momentum q is small compared to M_W ; i.e $|q^2| \ll M_W^2$, then

$$4\frac{G_F}{\sqrt{2}} = \frac{g_W^2}{M_W^2}. \quad (66)$$

There existed an hypothesis already in the 1930's that weak interactions were mediated by a massive boson W . But at that time the W was very hypothetic, and how massive it should be was not known. (its spin was also not clear). But if one assumed that g_W were of the same order of magnitude as the electric charge e , one could deduce from the measured value of G_F , that the mass of the W would be of the order 40 proton masses, which turned up to be correct up to a factor 2.

C. CP-symmetry believed to be true !

As parity(P)- and charge conjugation (C)-symmetry was found to be broken, it was proposed that the combined CP -symmetry could be a true symmetry. For instance the russian physicist Lev Landau argued for this solution. To understand that CP -symmetry is a useful concept, one may look at leptonic decays of pions in the following illustrative example:

The simplest decays of pions are $\pi^+ \rightarrow \mu^+ \nu_\mu$ and $\pi^- \rightarrow \mu^- \bar{\nu}_\mu$. If CP symmetry is valid, these processes should have the same probabilities. namely, let us look at C and P -transformations separately: As said above, the neutrino is left-handed, meaning that the spin of the neutrino is opposite of the momentum. First we consider a parity transformation of the process $[\pi^+ \rightarrow \mu^+ (\nu_\mu)_L]$. Because the pion has zero spin, the spin of the μ^+ is directed opposite to the neutrino-spin. This means that here the μ^+ is a left-handed particle $(\mu^+)_L$. A parity transformation will reverse the momenta but not the spins, leading to the “process” $[\pi^+ \rightarrow (\mu^+)_R (\nu_\mu)_R]$. But a right-handed neutrino is here unphysical. And this process is not possible (in the limit of zero neutrino mass). *However*, adding a charge conjugation, particles go to antiparticles. Then we obtain a right-handed anti-neutrino, which is physical, such that the CP transformed process is $CP[\pi^+ \rightarrow (\mu^+)_L (\nu_\mu)_L] = C[\pi^+ \rightarrow (\mu^+)_R (\nu_\mu)_R] = [\pi^- \rightarrow (\mu^-)_R (\bar{\nu}_\mu)_R]$. One may also make the transformations in

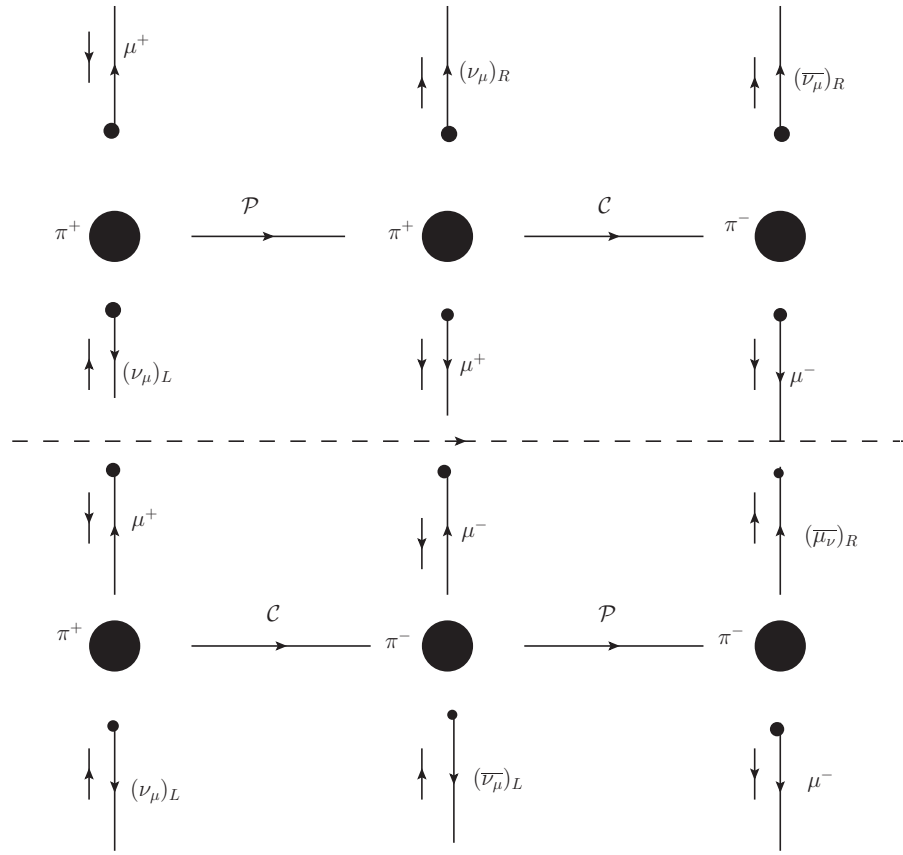


FIG. 14: CP -transformation of $\pi^+ \rightarrow \mu^+ \nu_\mu$. Above the horizontal dashed line the parity transformation \mathcal{P} is performed before charge conjugation \mathcal{C} . Below the horizontal dashed line, the charge conjugation is performed before the parity transformation. The big blobs are pions, and the smaller leptons. The long vertical lines(arrows) are lepton momenta, and the short arrows are lepton spins.

opposite order: The C-transformation is $C[\pi^+ \rightarrow (\mu^+)_L (\nu_\mu)_L] = [\pi^- \rightarrow (\mu^+)_L (\overline{\nu_\mu})_L]$. But here a left-handed anti-neutrino does not exist, so this process does not exist. Adding now the parity-transformation, we obtain further $P[\pi^- \rightarrow (\mu^+)_L (\overline{\nu_\mu})_L] = \pi^- \rightarrow (\mu^-)_R (\overline{\nu_\mu})_R$, which is a physical process with the same probability as the original. The conclusion is that the processes $\pi^+ \rightarrow \mu^+ (\nu_\mu)_L$ and $\pi^- \rightarrow \mu^- (\overline{\nu_\mu})_R$ should have the same probability.

If so, we may say there is a symmetry between left-handed matter and right-handed anti-matter, *viz.*:

$$(matter)_L \leftrightarrow (anti - matter)_R \; . \quad (67)$$

D. CP-symmetry is also broken in weak interaction

A second shock in particle physics community came in 1964 in the experiments by Fitch, Cronin and coworkers [8] which showed that also CP -symmetry is broken. As I entered university physics in 1963, I did not register this shock from the beginning. Because the electrically neutral K -mesons K^0 and \overline{K}^0 are antiparticles of each other, they are degenerate in mass. Also because they are electrically neutral they may form mixtures which are physical CP eigenstates (with a mixing angle near 45 degrees):

$$|K_{\pm}\rangle = (|K^0\rangle \mp |\overline{K}^0\rangle)/\sqrt{2} \text{ leading to } CP|K_{\pm}\rangle = \pm|K_{\pm}\rangle. \quad (68)$$

As in ordinary quantum mechanics, if there is an interaction which takes K^0 into \overline{K}^0 and opposite, the degeneration is lifted. The physical states would be $K_S = K_+$ (shortlived) and $K_L = K_-$ (longlived). If CP -symmetry were fulfilled, then we should see the decay modes $K_S \rightarrow 2\pi$ and $K_L \rightarrow 3\pi$, because two pions has positive CP -symmetry, while three pions may have negative CP -symmetry. But it turned out that this was not exact because some 2 to 3 permille of K_L decayed to 2π ! The explanation for this is that K_L will be a sum of K_+ and K_-

$$|K_L\rangle \simeq |K_-\rangle + \epsilon |K_+\rangle \text{ with } |\epsilon| \simeq 2.6 \times 10^{-3}. \quad (69)$$

Accordingly CP -symmetry is broken at a permille level. Later we will look at the explanation for this CP -violation mixing parameter named ϵ .

VIII. ELECTROWEAK INTERACTIONS

In 1967, S. Weinberg published a paper with the title “A model of leptons” [9] which was a model of weak interactions for leptons which was a Yang Mills type *gauge theory* for the group theory of $SU(2)_L \times U(1)_Y$ with two lepton families, the electron, the muon and their neutrinos. At roughly the same time S. Glashow and A. Salam had similar ideas.

But this paper was not cited very much the first couple of years, but after that the citations exploded. It should be noted that at that time, the $SU(2) \times U(1)$ version was not the only one. A version built on the group $O(3)$ and including heavy lepton also existed.

Could one build an acceptable theory for weak interactions? Obviously the W ’s should be very heavy vector particles, unlike the photon which is mass-less. Also the W ’s must

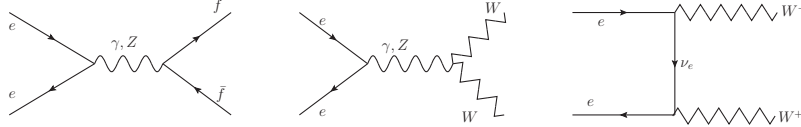


FIG. 15: Examples: $ee \rightarrow f\bar{f}$ and $ee \rightarrow W^+ W^-$

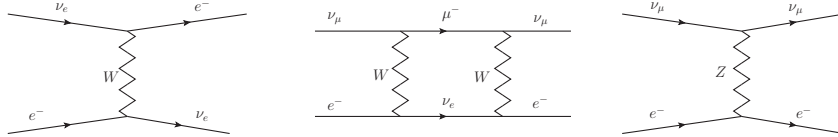


FIG. 16: $\nu_e e^-$ scattering may occur with the exchange of one W -boson (Left diagram) . If the Z -boson didn't exist, the similar $\nu_\mu e^-$ scattering had to proceed with exchange of two W -bosons (middle diagram). With the existence of the Z -boson, this latter process may proceed with the exchange of a single Z -boson (right diagram)

be electrically charged (W^\pm), and should be expected to interact with the photon, as other charged particles. Then there should not be a big surprise that one could build W 's and the photon into the same theory, - in an *electroweak theory*.

A visual argument for this is to consider the process $e^+ e^- \rightarrow W^+ W^-$ where both weak and electromagnetic interactions are present, as shown in Fig 15. There were also theoretical arguments that there should exist a neutral weak current and that together with the charged W 's there should be a neutral weak boson Z . Then a process like $\nu_\mu e^- \rightarrow \nu_\mu e^-$ can proceed with exchange of a single Z -boson. Otherwise it had to proceed via exchange of two W 's and would be much weaker. See Fig. 16.

A. “The birth of a symmetry”

In Weinberg's model the particle fields were split in right and left-handed particles. Further, the left-handed particles were put in $SU(2)_L$ doublets while the right-handed components were $SU(2)_L$ singlets. The right-handed e and μ fields are $SU(2)$ singlets. Without right-handed neutrino fields, they are mass-less. Mathematically, W_μ^i ($i = 1, 2, 3$) are the

gauge bosons of $SU(2)_L$ and B_μ of $U(1)_Y$. Note that from now on the symbol e means the electron field, and the electric charge is called g_γ , which is the photon coupling to charged fermions.

Here we consider one lepton doublet interacting with gauge bosons, namely: $E_L \equiv \begin{pmatrix} \nu_e \\ e^- \end{pmatrix}_L$ and a $SU(2)_L$ singlet e_R . There are four gauge bosons, the three $W_\mu^i, i = 1, 2, 3$ for $SU(2)_L$ and B_μ for $U(1)_Y$. The Lagrangian for one (the electronic) doublet is

$$\begin{aligned} \mathcal{L}_{EW1l} = & \overline{E}_L \gamma^\mu i D_\mu^{(L)} E_L + \overline{e}_R \gamma^\mu \left(i \partial_\mu - \frac{1}{2} g' Y_R B_\mu \right) e_R \\ & - \frac{1}{4} W^{i,\mu\nu} W_{\mu\nu}^i - \frac{1}{4} B^{\mu\nu} B_{\mu\nu} + \dots, \end{aligned} \quad (70)$$

where the covariant derivative

$$i D_\mu^{(L)} = \left(i \partial_\mu - g \frac{1}{2} \tau^i W_\mu^i - \frac{1}{2} g' Y_L B_\mu \right) \quad (71)$$

is 2×2 matrix (A 2×2 unit matrix in front of ∂_μ and Y_L is understood). Note that the $SU(2)_L$ coupling is g and the $U(1)_Y$ coupling is g' . The Lagrangian above may also be written as

$$\begin{aligned} \mathcal{L}_{EW1l} = & \overline{E}_L \gamma^\mu i \partial_\mu E_L + \overline{e}_R \gamma^\mu \partial_\mu e_R - g W_\mu^i j_\mu^{i\mu} - \frac{g'}{2} B^\mu j_\mu^Y \\ & - \frac{1}{4} W^{i,\mu\nu} W_{\mu\nu}^i - \frac{1}{4} B^{\mu\nu} B_{\mu\nu} + \dots, \end{aligned} \quad (72)$$

where

$$j_\mu^i = \overline{E}_L \gamma_\mu \frac{1}{2} \tau^i E_L \text{ and } j_\mu^Y = Y_L \overline{E}_L \gamma_\mu E_L + Y_R \overline{e}_R \gamma_\mu e_R. \quad (73)$$

are the weak isospin and weak hyper-charge currents respectively. Y_L and Y_R are numbers (the values of the weak hypercharges)

All particles are apparently massless in order to have *gauge invariance* !. The masses will enter through the *Higgs-mechanics* as we soon will show.

In the end, the weak hypercharges must be chosen such that we obtain the correct physical currents. It turns out that we obtain this by the same formula as in (30)

$$Q = I_3^w + \frac{Y^w}{2}, \quad (74)$$

where the superscript w now stands for *weak*. Thus the physical content is different than in equation (30).

In the end the Lagrangian must be

$$\begin{aligned} \mathcal{L}_{EW1l} = & \bar{e} \gamma^\mu i \partial_\mu e + \overline{(\nu_e)_L} \gamma^\mu i \partial_\mu (\nu_e)_L - g_\gamma j_\mu^{em} A^\mu - g_Z j_\mu^Z Z^\mu \\ & - g_W (j_\mu^{(+)} W^{(-)\mu} + j_\mu^{(-)} W^{(+)\mu}) + (W, Z, A) - terms + \dots, \end{aligned} \quad (75)$$

where g_γ (= electric charge), g_W and g_Z are the couplings of γ (=photon), W , and Z respectively.

The physical bosons $W_\mu^{(\pm)}$, Z_μ , A_μ are given in the following way:

$$W_\mu^\pm = \frac{1}{\sqrt{2}}(W_\mu^1 \pm i W_\mu^2), \quad Z_\mu = c_W W_\mu^3 + s_W B_\mu, \quad A_\mu = -s_W W_\mu^3 + c_W B_\mu. \quad (76)$$

Here $s_W \equiv \sin\theta_W$ and $c_W \equiv \cos\theta_W$, where θ_W is the weak mixing angle, which has to be determined by experiment.

The weak currents are

$$j_\mu^{(\pm)} = j_\mu^1 \pm i j_\mu^2, \quad (77)$$

which for one electron and its neutrino are obtained in agreement with (58) and (62):

$$j_\mu^{(+)} = \overline{\nu_e} \gamma_\mu L e \quad \text{and} \quad j_\mu^{(-)} = \bar{e} \gamma_\mu L \nu_e, \quad (78)$$

where $L = (1 - \gamma_5)/2$,

The physical weak and electromagnetic currents are known ! For the electron it is

$$j_\mu^{em} = j_\mu^3 + \frac{1}{2} j_\mu^Y = -\bar{e} \gamma_\mu e, \quad (79)$$

in agreement with (74). The neutral current j_μ^Z times the coupling g_Z is now *completely determined* ! :

$$j_\mu^Z = j_\mu^3 - \sin^2\theta_W j_\mu^{em}, \quad (80)$$

where

$$j_\mu^3 = \frac{1}{2} (\overline{\nu_e} \gamma_\mu L \nu_e - \bar{e} \gamma_\mu L e) \quad (81)$$

The couplings for the physical bosons γ, Z, W^\pm will be

$$g_\gamma = g \sin\theta_W, \quad g_Z = \frac{g}{\cos\theta_W}, \quad g_W = \frac{g}{\sqrt{2}}, \quad \tan\theta_W \equiv \frac{g'}{g}. \quad (82)$$

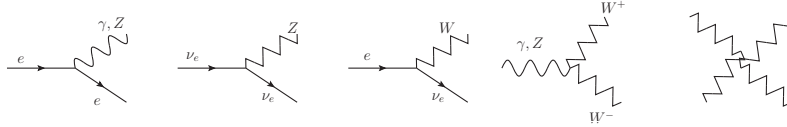


FIG. 17: Electroweak vertices for the electron and its neutrino. The triple and quartic boson vertices are dictated by $SU(2)_L \times U(1)_Y$ gauge symmetry. There are also vertices with the Higgs boson H .

Experimentally, one finds $\sin^2\theta_W \simeq 0.23$ in processes with neutral currents.

We have obtained a *partial unification*: Three couplings have become two !

For the two other fermions and their neutrino's there are additional terms given by the same formulae as in this subsection with the replacements $e \rightarrow \mu$ and $e \rightarrow \tau$ in eq. (72).

B. The Higgs sector

In 1964, Peter Higgs [10](and others) demonstrated (in some toy model) how to build masses into gauge theories without breaking gauge invariance. One introduces a complex scalar field (and maybe multiplet) ϕ , and assumed that some part of it had a nonzero value in vacuum, called vacuum expectation value (VEV). Then this field could give a mass to the vector(gauge) boson(s). In a $U(1)$ symmetric theory (like in QED) one could assume an extra complex field with the real part having a nonzero VEV. The imaginary part would then correspond to a massless (Goldstone) particle which could be absorbed and give a mass to vector(gauge-boson), while the rest of the real part would be a particle with mass (depending on the value of the VEV).

The Higgs Lagrangian has the form

$$\mathcal{L}_{Higgs} = (iD_{\alpha}^{(\phi)} \phi)^{\dagger} (iD_{(\phi)}^{\alpha} \phi) - V(\phi) , \quad (83)$$

where

$$V(\phi) \equiv \mu^2 (\phi^{\dagger} \phi) + \lambda (\phi^{\dagger} \phi)^2 . \quad (84)$$

In a simple case ϕ is a complex field, and D_{μ} the covariant derivative as in QED. For μ^2 positive, this would be QED for a scalar charged particle. Assuming that μ^2 is negative, ϕ will get a VEV $\langle \phi \rangle = v/\sqrt{2}$ where $v = \sqrt{-\mu^2/\lambda}$. Then the vector A_{α} with a priory

two degrees of freedom will appear with an additional spin zero component $\sim e\partial_\alpha(\text{Im}(\phi))$ and get a mass $m = ev$. This mechanism will be demonstrated in the next section for the $SU(2)_L \times U(1)_Y$ case.

For the $SU(2)_L \times U(1)_Y$ case one introduces a complex $SU(2)$ doublet

$$\phi = \begin{pmatrix} \phi_+ \\ \phi_0 \end{pmatrix}, \quad (85)$$

where ϕ has a covariant derivative :

$$iD_\alpha^{(\phi)} = i\partial_\alpha - g \frac{\tau^k}{2} W_\alpha^k - \frac{g'}{2} Y_\phi B_\alpha. \quad (86)$$

For $\mu^2 > 0$, we have a theory for spin zero particles with mass μ and self-interactions $\sim \lambda$.

The most simple Lagrangian for interactions between fermions and the complex Higgs doublet field is the $SU(2)_L \times U(1)_Y$ Yukawa Lagrangian term. For the electron (and its neutrino) it reads:

$$\mathcal{L}_{e\phi} = -G_e \left(\overline{E}_L \phi e_R + \overline{e}_R \phi^\dagger E_L \right). \quad (87)$$

This will later be extended with similar terms for the two other leptons and the quarks. For the d -quark (and its partner) it is

$$\mathcal{L}_{d\phi} = -G_d \left(\overline{q}_L^{(1)} \phi d_R + \overline{d}_R \phi^\dagger q_L^{(1)} \right) \quad ; \quad \overline{q}_L^{(1)} = (\overline{u}_L, \overline{d}_L). \quad (88)$$

Some people say that within the SM, the neutrinos have zero mass, by definition. To me this is a unnecessary definition. We may perfectly well add a righthanded neutrino ν_R in the SM in the same way as the rest of the fermions! However, it has zero weak hypercharge, and does therefore not couple to gauge bosons. It can be introduced via the adjoint Higgs field $\tilde{\phi}$ as for the top quark (t) and all the other I_3^w particles:

$$\tilde{\phi} \equiv \phi^c = i\tau^2 (\phi^\dagger)^T = \begin{pmatrix} \phi_0^\dagger \\ -\phi_+^\dagger \end{pmatrix}. \quad (89)$$

In general, all couplings G_f must be determined by experimental values of fermion masses. To obtain a mass for the neutrino, one might write

$$\mathcal{L}_{\nu\phi} = -G_\nu \left(\overline{E}_L \tilde{\phi} \nu_R + \overline{\nu}_R \tilde{\phi}^\dagger E_L \right), \quad (90)$$

and for the top quark:

$$\mathcal{L}_{t\phi} = -G_t \left(\overline{q_L^{(3)}} \tilde{\phi} t_R + \overline{t_R} \tilde{\phi}^\dagger q_L^{(3)} \right) \quad ; \quad \overline{q_L^{(3)}} = (\overline{t_L}, \overline{b_L}) . \quad (91)$$

There are also “crossed terms” which mixes the generations. In subsection E quark mixing will be discussed.

If the ν is a *Majorana particle*, i. e. its own anti-particle,- this means that some mechanism beyond the Standard Model is involved. Then the neutrino mass may typically be written according to the “seesaw mechanism as:

$$m_\nu \sim m_l^2 / M . \quad (92)$$

Here M is the mass of some high mass particle (for instance $M \sim 10^7$ GeV), and m_l is a lepton mass.

\mathcal{NB} ! Up to now we have a completely $SU(2) \times U(1)_Y$ gauge symmetric Lagrangian ! The free parameters of this theory are :

$$g , g' , \mu^2 , \lambda , \text{all the } G_i \text{ in } \mathcal{L}_{Yukawa} \quad (93)$$

After symmetry breaking all the physical parameters must depend on these. The G_i ’s in the Yukawa’s to make fermion masses will later be generalized to contain the extension in eq. (106) to obtain quark mixing. See subsection VIII E.

C. Spontaneous Symmetry Breaking (SSB)

Now we have to break the gauge symmetric theory in a way such that the Lagrangian can be interpreted in terms of fields for physical particles.

The challenge is now to obtain mass term for the W - and Z -bosons. In general, a vector field (V_μ) has the generic form:

$$\mathcal{L}_{Mass} \sim m_V^2 V_\alpha V^\alpha \quad (94)$$

Such terms should appear for the W^\pm - and Z -bosons.

Mass terms for fermions f should also appear in the correct way, namely as

$$\sim m_f (\overline{f}_R f_L + \overline{f}_L f_R) . \quad (95)$$

Let us now consider the Higgs potential in (84). For $\mu^2 > 0$, the minimum of $V(\phi)$ is at $\phi = 0$, or $\langle 0|\phi|0\rangle = 0$ for the quantum case. Some people think about the potential that it is like a magnet, such that at very high temperatures, the vacuum is symmetrical and μ^2 is positive. Then, when the temperature is lowered, we may think that μ^2 becomes negative and the vacuum non-symmetric.

If μ is *assumed* to be imaginary, and $\mu^2 < 0$, and at the same time $\lambda > 0$, the potential $V(\phi)$ has minimum for a value $|\phi| \neq 0$. Then *Spontaneous symmetry breaking* (SSB) will occur. This means that the vacuum has not the full symmetry of the dynamical equations. The vacuum value of the field ϕ may be taken to be

$$\langle 0|\phi|0\rangle = \frac{v}{\sqrt{2}} \chi_V ; \text{ where } v \equiv \sqrt{\frac{-\mu^2}{\lambda}} ; \text{ and } \chi_V \equiv \begin{pmatrix} 0 \\ 1 \end{pmatrix} . \quad (96)$$

Here the vacuum value v is obtained by taking the derivative of the potential $V(\phi)$ with respect to $|\phi|$. The form of χ_V is chosen in order to obtain masses for the electron, the W 's and the Z , but not for the photon (and not for the neutrino at this stage). Note that if one has a two-component object, one can always find a 2×2 matrix which will, by multiplication with the two-component produce a zero at its upper component. Then the lower component will in general be complex. Then this complex number may be made real by multiplying it with a suitable complex number. This explains why the form in (96) is always possible. The zero at the top is necessary to obtain the physics we want (especially zero photon mass. See later.) The vacuum value v is measured in GeV. Now the Higgs doublet is split as

$$\phi = \langle 0|\phi|0\rangle + \Delta\phi , \quad (97)$$

where $\Delta\phi$ contains two complex fields. If this is plugged into equation (83) this form of χ_V give the SSB. A triplet $\xi^j(x)$ of massless neutral (Goldstone) boson fields and one massive neutral Higgs field H with mass $m_H = \sqrt{-2\mu^2}$ will appear.

The Goldstone triplet fields ξ^i ($i = 1, 2, 3$) will be used as gauge parameters and transformed into three linear combinations ($W^{(\pm)}, Z$) of W_μ^k and B_μ to *make them massive*. This very special $SU(2)_L \times U(1)_Y$ gauge transformation contains the Goldstone fields ξ^j :

$$\phi \rightarrow \phi' = U_\xi \phi = \frac{1}{\sqrt{2}} (v + H) \chi_V . \quad (98)$$

This is the ‘‘Physical gauge’’, H is the physical Higgs boson. The transformation U_ξ has now to be applied to *all fields* in our Lagrangian. After Higgs-mechanism has been applied,

all transformed fields depend on the Goldstone fields ξ^i . One sees that the-a priori massless-vector bosons W_μ^i get an additional longitudinal term $\partial_\mu \xi^i$ and thereby obtains a mass.

For $Y_\Phi = +1$ (according to $Q_f = T_3^w + Y^w/2$), the transformed covariant derivative on the transformed Higgs doublet ϕ' is now:

$$(iD_\alpha^{(\phi)} \phi)' = \frac{1}{\sqrt{2}} \begin{pmatrix} -g_W W_\alpha^{(-)} (v + H) \\ i\partial_\alpha + \frac{1}{2} g_Z Z_\alpha (v + H) \end{pmatrix}. \quad (99)$$

\mathcal{NB} ! The linear combinations for γ -field A_μ in $(D_\alpha^{(\phi)})'$ *has disappeared* ! such that $m_\gamma = 0$. Note that now $W_\mu^{(\pm)}$, Z_μ and A_μ are now the transformed fields which are interpreted as the physical ones. The U_ξ transformed Lagrangian is :

$$\begin{aligned} \mathcal{L}'_\phi &= \frac{1}{2}(\partial_\alpha H)(\partial^\alpha H) - \frac{\mu^2}{2}(v + H)^2 - \frac{\lambda}{4}(v + H)^4 \\ &+ \left(\frac{g}{2}\right)^2 W_\alpha^{(+)} W^{(-)\alpha} (v + H)^2 + \left(\frac{g_Z}{2}\right)^2 Z_\alpha Z^\alpha (v + H)^2 \end{aligned}$$

The physical mass of Higgs particle is now

$$m_H = \sqrt{\mu^2 + 3\lambda v^2} = \sqrt{-2\mu^2}. \quad (100)$$

The photon γ remains massless, while the masses of W and Z -bosons are given by

$$M_W = \frac{1}{2} g v, M_Z = \frac{1}{2} g_Z v, \Rightarrow \frac{M_Z}{M_W} = \frac{1}{\cos\theta_W}. \quad (101)$$

This relation for the ratio between the Z and W masses must hold experimentally!!! (-up to higher corrections)

From α_{em} and G_F , one finds $v \simeq 246$ GeV. Gauge invariance implies some relations between couplings and masses. If some of these relations are broken, then gauge invariance will also be broken.

D. Quarks in electroweak interactions

In 1967, - for people who believed in quarks-, only three quark types were known. The lightest, u and d could be put in one doublet. But what about an eventual second doublet ? The s -quark was established through the existence of the Σ particles. But the s -quark had at this time no partner, in contrast to the u - and d -quarks.

In order to explain the beta-decay of the Σ^0 particle, $\Sigma^0 \rightarrow p e^- \bar{\nu}_e$, the italian physcist Cabibbo [11] introduced a mixing of d and s -quarks which have the same electric charge. This Cabibbo mixing is :

$$d \rightarrow d_\theta = d \cos\theta + s \sin\theta, \text{ and } s \rightarrow s_\theta = s \cos\theta - d \sin\theta. \quad (102)$$

Here $\theta \equiv \theta_C$ is the Cabibbo mixing angle. The ratio of Σ^0 and n beta decay amplitudes should be $= \tan\theta_C$, in the limit of equal neutron and Σ^0 masses. Experimentally, one finds $\sin\theta_C \simeq 0.225$ from comparing the beta-decays of n and Σ^0 .

Now the d_θ was put in a doublet with the u -quark, but the field s_θ had no partner, so there was one quark type “missing”. However, already in 1964 Bjorken had suggested the existence of a fourth quark c with the same charge as the u -quark. More important, in 1970, Glashow, Iliopoulos and Maiani [12] (named *GIM*), within the $SU(2)_L \times U(1)_Y$ scheme, postulated the existence of fourth quark c ($=charm$) in order to explain the mass difference Δm_K of the particles K_L and K_S in (68) and (69). From the diagrams in Fig. 18, with c - and u -quarks in the loop, one found that the c -quark should have a mass less than $2 \text{ GeV}/c^2$. Now there was two quark doublets:

$$\begin{pmatrix} u \\ d_\theta \end{pmatrix}_L, \begin{pmatrix} c \\ s_\theta \end{pmatrix}_L, \quad (103)$$

and four singlets $u_R, (d_\theta)_R, (s_\theta)_R, c_R$. Because of the orthogonality of the quark mixing in (102), there were partial cancellations between u and c -quark contributions for the process $s\bar{d} \rightarrow \mu^+ \mu^-$ as for in $s\bar{d} \rightarrow d\bar{s}$ (the $K_L - K_S$ mass difference) in Fig. 18.

The decays of K -mesons played an important role in determining the structure of weak interactions. This was an example of what is often called *flavor physics*.

Later, a new quark called b -quark (bottom quark) was found, and a sixth quark t (top quark) was introduced, anticipated, in order to fulfil a third family. Then the idea of Cabibbo in (102) was generalized by Kobayashi and Maskawa [13], and for three families, *i.e* three lepton doublets and three quark doublets we have:

$$\begin{pmatrix} \nu_e \\ e^- \end{pmatrix}_L, \begin{pmatrix} \nu_\mu \\ \mu^- \end{pmatrix}_L, \begin{pmatrix} \nu_\tau \\ \tau^- \end{pmatrix}_L, \begin{pmatrix} u \\ d_{CKM} \end{pmatrix}_L, \begin{pmatrix} c \\ s_{CKM} \end{pmatrix}_L, \begin{pmatrix} t \\ b_{CKM} \end{pmatrix}_L, \quad (104)$$

-plus all the right-handed singlets. Now all the quarks with charge $-1/3$ mix, and we have

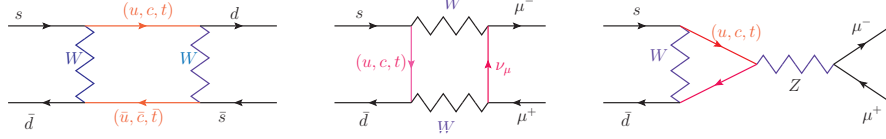


FIG. 18: Quark diagram for $\overline{K^0} \rightarrow K^0$ determining the mass difference $\Delta m_K = (m_L - m_S)$ and the CP-violating parameter ϵ in (69) (left diagram), and diagrams for $\overline{K^0} \rightarrow \mu^+ \mu^-$. It was found from these processes that $m_c < 2 \text{ GeV}/c^2$

the CKM (Cabibbo-Kobayashi-Maskawa)- mixing of quarks

$$\begin{aligned} d_{CKM} &= V_{ud} d + V_{us} s + V_{ub} b , \\ s_{CKM} &= V_{cd} d + V_{cs} s + V_{cb} b , \\ b_{CKM} &= V_{td} d + V_{ts} s + V_{tb} b , \end{aligned} \tag{105}$$

which is a generalisation of (102). Here (d, s, b) are the physical quarks (with definite mass), and V_{ij} 's are Cabibbo-Kobayashi-Maskawa matrix elements.

This kind of quark mixing is forced to occur for the following reason: There is no symmetry which can prevent mass terms of the type $\overline{c}_R u_L$ or $\overline{s}_R d_L$, say. But particles have a definite mass. Therefore diagonalisation of mass matrices must be performed. And the mismatch between diagonalisation in the charge $+2/3$ sector and $-1/3$ sector is just the V_{CKM} matrix. This is shown explicitly in the next subsection (E).

Decays of kaons (K -mesons) have played an important role in understanding of the SM. Some of the elements of V_{CKM} are complex! This means that there is CP -violation in the SM. Within this picture, the CP -violation observed in the decays of K -mesons is explained ! (-at least the electroweak part. The non-perturbative QCD part to get the (more) precise number is worse!)

Now neutrinos are known to have tiny but non-zero masses. This means that there is a mixing also in the neutrino sector. If this mixing has the same origin as the other fermions or if it is another like for instance of Majorana type is not clear.

E. Formal description of quark mixing

In general, Lagrangian terms generating fermion masses are generalizations of the terms in (88) and (91): ($\sim m(\bar{\psi}_R\psi_L + \bar{\psi}_L\psi_R)$):

$$\begin{aligned} \mathcal{L}_{f\phi} = & - \sum_{f_L, f_R} C_{f_L f_R} (\bar{f}_L \phi f_R + \bar{f}_R \phi^\dagger f_L) \\ & + \sum_{f_L, \widetilde{f}_R} \widetilde{C}_{f_L \widetilde{f}_R} \left(\bar{f}_L \widetilde{\phi} \widetilde{f}_R + \bar{\widetilde{f}}_R \widetilde{\phi}^\dagger f_L \right) \Big]. \end{aligned} \quad (106)$$

Note: There are two right-handed singlets (f_R, \widetilde{f}_R) per left-handed doublet (f_L). With such Lagrangian terms one obtains diagonal and non-diagonal mass terms in the quark sector. After SSB there will be non-diagonal mass-terms like $\bar{u}'_L c'_R$ (charge 2/3 quarks), $\bar{d}'_L b'_R$ (charge -1/3 quarks). Such terms are not forbidden by the symmetry of the $SU(2)_L \times U(1)_Y$, and we obtain a mass part of the Lagrangian which have this form:

$$\mathcal{L}_{mass}(q)' = -\overline{\mathcal{U}}_W \mathcal{M}_U \mathcal{U}_W - \overline{\mathcal{D}}_W \mathcal{M}_D \mathcal{D}_W ; \quad (107)$$

$$\mathcal{U}_W \equiv \begin{pmatrix} u_W \\ c_W \\ t_W \end{pmatrix} ; \quad \mathcal{D}_W \equiv \begin{pmatrix} d_W \\ s_W \\ b_W \end{pmatrix} , \quad (108)$$

where the fields with subscript W are the transformed (primed) states, also called the weak eigenstates. The mass matrices \mathcal{M}_U and \mathcal{M}_D have diagonal and non-diagonal mass matrix elements which are proportional to v and the coefficients C in $\mathcal{L}_{f\phi}$.

Physical fermion states (mass eigenstates) have diagonal mass matrices. Diagonalization of the mass matrices is performed by a 3×3 matrix S_Q goes like this:

$$\mathcal{M}_Q^{diag} = S_Q \mathcal{M}_Q S_Q^\dagger \quad ; \quad \mathcal{Q}_P = S_Q \mathcal{Q}_W \quad (109)$$

for $\mathcal{Q} = \mathcal{U}$ and $\mathcal{Q} = \mathcal{D}$, respectively. The physical quark states are (the triplets of) *mass eigenstates*: $\mathcal{U}_P, \mathcal{D}_P$.

The weak currents for three generation of quarks are:

$$j_\mu^{(+)}(q) = \overline{\mathcal{U}}_W \gamma_\mu L \mathcal{D}_W = \overline{\mathcal{U}}_P \gamma_\mu L \mathcal{D}_{CKM} , \quad (110)$$

$$j_\mu^{(-)}(q) = \overline{\mathcal{D}}_W \gamma_\mu L \mathcal{U}_W = \overline{\mathcal{D}}_P \gamma_\mu L V_{CKM}^\dagger \mathcal{U}_P , \quad (111)$$

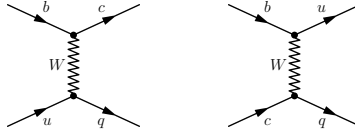


FIG. 19: Basic W-exchange diagrams generating various non-leptonic decays of B -mesons. (Here $q = d$ or s). Some quark lines have to be bended, and a “spectator quark” line has to be added in order to obtain a diagram for a physical process.

$$\mathcal{D}_{CKM} \equiv V_{CKM} \mathcal{D}_P \quad ; \quad \mathcal{U}_{CKM} \equiv V_{CKM}^\dagger \mathcal{U}_P , \quad (112)$$

where

$$V_{CKM} \equiv S_U S_D^\dagger \quad (113)$$

is the Kobayashi-Maskawa quark mixing matrix.

Note that $S_U \neq S_D$ implies $V_{CKM} \neq 1$ (Later we might drop subscript P). That is, the quark mixing matrix V_{KM} is the result of the mismatch of diagonalization in the up (U -type) vs. the down (D -type) sector of quarks. Then we have explained why the relations appear. We also see that we might also have put the mixing in the up-quark sector, *i.e* among the (u, c, t) quarks. But for historical reason, to generalise Cabibbo mixing, it is put in the down-quark sector (d, s, b) . The quark mixing matrix V_{KM} is a unitary matrix with three real and one imaginary independent parameters. These have to be determined experimentally. One might use three angles and one phase factor. The mixed parts $(d_{CKM}, s_{CKM}, b_{CKM})$ of \mathcal{D}_{CKM} are given in the equations in (105). The fields (d, s, b) are those in \mathcal{D}_P .

Quark mixing means that quark flavor is not conserved! The heavier quarks will decay to lighter quarks. In terms of hadronic particles it means that for instance B -mesons might decay to D -mesons (and lighter mesons), D -mesons to K -mesons, which decays to pions. The Imaginary part of $Im(V_{qq'}) \neq 0$. This *breaks CP-invariance*! - for instance in: $K \rightarrow 2\pi$ and $B \rightarrow \psi K_S$ decays.

However: It is found that *CP-violating effects in the SM are too small to explain early universe cosmology*.

For the neutral currents j_μ^{em} , j_μ^Z the quark mixing (flavor changing) disappear (*GIM-mechanism*) because $S_Q^\dagger S_Q = 1$ leads (for $Q = U, D$) to $\overline{Q}_W \Gamma Q_W = \overline{Q}_P \Gamma Q_P$, where Γ is

some (product of) Dirac matrices.

In the quark sector the neutral currents are :

$$j_\mu^{em}(q) = \frac{2}{3} \bar{\mathcal{U}} \gamma_\mu \mathcal{U} - \frac{1}{3} \bar{\mathcal{D}} \gamma_\mu \mathcal{D} , \quad (114)$$

$$j_\mu^3(q) = \frac{1}{2} (\bar{\mathcal{U}} \gamma_\mu L \mathcal{U} - \bar{\mathcal{D}} \gamma_\mu L \mathcal{D}) . \quad (115)$$

These expressions are valid both for \mathcal{Q}_P and \mathcal{Q}_W because *the neutral currents are diagonal in the quark fields*. The flavor changing neutral current (FCNC) processes occur only at loop level (examples $b \rightarrow s\gamma$, for instance in $B \rightarrow \gamma K^*$).

IX. SUMMING UP THE STANDARD MODEL(SM)

A. Full perturbative $SU(3)_c \times SU(2)_L \times U(1)_Y$

In many processes, the full SM is in play, both electroweak interactions as well as QCD, both perturbative and non-perturbative regions. An example is shown in Fig. 20.

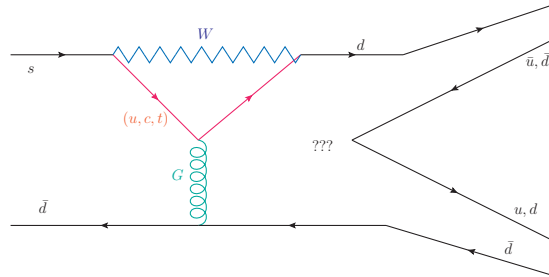


FIG. 20: Example: “Penguin diagram”. Perturbative weak and strong interactions in play in a triangle loop (quantum fluctuation). AND we see a Non-perturbative QCD interaction symbolized by the ??-sign .

This diagram illustrates the processes $K_L \rightarrow \pi^+\pi^-$ -or $2\pi^0$. CP -violation is different for charged and neutral pions (This is the so called ϵ' -effect) The non-perturbative QCD part is difficult. It has been handled by *lattice gauge theory*. Here the initial s and \bar{d} quarks are bound (by non-perturbative QCD) to a \bar{K}^0 . The non-perturbative forming of $\bar{d}d$ to two pions is marked by “??”. In the physics of kaon decays, the penguin-like interactions which

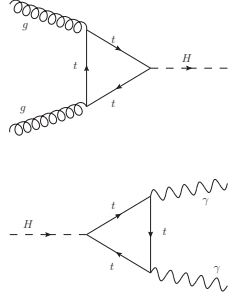


FIG. 21: Feynman diagram for Higgs production through gluon fusion, via a triangle top quark. Remember that the Higgs couples stronger to heavier particles. Then the Higgs might decay to two photons.

are loop diagrams for $s \rightarrow dg$, $s \rightarrow dgg$, $s \rightarrow d\gamma$, $s \rightarrow dg\gamma$, $s \rightarrow d\gamma\gamma$, and so on, has played an important role. I worked with such loops for many years myself [14].

B. The Higgs. The final building stone

NB! : A proton at high energy contains gluons, as mentioned before. When two protons collide, a gluon from one of the protons might collide with a gluon from the other, *i.e.* two gluons might collide. Then the Higgs particle might appear as a fusion from two gluons and make, via a top-quark loop, a Higgs boson. But the Higgs boson is very unstable and may decay into two photons. See Fig. 21.

C. Essentials of the SM

The Standard Model(SM) is formulated within quantum field theories(QFT). One might say that the particles, leptons and quarks and their antiparticles, and also the gauge bosons, are excitations of their corresponding fields. In QFT the number of particles are not conserved, only the total energy and the (electric) charge. Particles might appear, live for a very short time and disappear, as *quantum fluctuations*. In this sense, QFT goes beyond quantum mechanics. In QFT gauge invariance has been a “guiding principle”. Gauge-symmetric theories have been chosen because they are *renormalizable*. That means that calculations can be performed in a controllable, consistent way. Gauge-symmetric theories are also chosen

because they have a minimum of parameters, and of course because it is in *agreement with experiment* with these minimal number of parameters.

Looking at the electroweak $SU(2)_L \times U(1)_Y$ part first: In the manifest symmetric version the free parameters are the couplings g and g' , the parameters μ and λ in the Higgs potential, and all the parameters of type $C_{ff'}$ in the general Yukawa interaction in (106), which later make fermion masses and mixings.

After the spontaneous symmetry breaking (SSB and Higgs-mechanism) of $SU(2)_L \times U(1)_Y$, the free parameters of the electroweak part are the electric charge g_γ , θ_W , all 12 fermion masses m_f , the four independent parameters of quark mixing matrix V_{KM} . If the neutrino-mixing are of the same origin as in the quark sector, one should count also these. The Higgs mass $M_H = \sqrt{-2\mu^2}$ and Higgs self-interacting coupling λ are also free parameters (to be determined by experiment). Their ratio is fixed by $v = \sqrt{-\mu^2/\lambda}$. Thus, if M_H and λ is known, then v and thereby G_F is known. Historically, it is the other way around. G_F was known, and thereby v is known. Then if M_H is measured, λ will be known from the values of M_H and v . BUT as a side remark: It should be noted that the Higgs mechanism would work also if the Higgs potential has a slightly different shape and could contain more parameters. And more general, maybe the model in equation (83) is an effective theory mimicing some deeper theory.

Many relations between couplings of bosons to fermions, triple and quartic couplings of vector bosons are fixed by gauge symmetry.

For QCD the coupling g_s is a free parameter. Here the analogue of fine structure α_{em} , namely $\alpha_s = g_s^2/(4\pi)$ is measured at some energy (chosen as $M_Z c^2$). Then loop calculations and renormalization theory will give us the result for other energies. There is also the parameter θ_{QCD} for the QCD anomaly which I have not talked about.

Perturbative QCD breaks down at low energies. Lattice gauge theory may/should solve the problem. And it have up to now also solved some problems. Going to non-perturbative QCD there are parameters like f_π in χPT and further all the masses of the mesons and baryons....

So far we can conclude that the SM is valid- as far as we can measure.

D. Beyond the SM?

It is now clear that the masses of neutrinos are very small but non-zero. Thus there are a mixing in the leptonic sector,- similar to the mixing in the quark sector- This implies that lepton flavors L_e, L_μ, L_τ are not separately conserved. We have *neutrino oscillations*. Neutrinos may change flavor when they travel from the sun to us. And processes like $\mu^\pm \rightarrow e^\pm \gamma$ are not forbidden. However, the origin of the neutrino masses are not established. Maybe some physics beyond the SM is involved.

Through the decades the SM has existed, many models beyond the SM (BSM) has been proposed, and some more or less falsified, or at least do not seem to be so attractive any more. Among the most important ideas are: *Grand Unification (GUT) and Supersymmetry(SUSY)*. GUTs tries to unify all the interactions in the SM. The simplest $SU(5)$ version of GUT could predict $(\sin\theta_W)^2$ and a decay of the proton. The value for $(\sin\theta_W)^2$ were relatively close to the experimental value, but still not close enough. Also no proton decay is seen so far.

SUSY implies that every particle has a Heavy SUSY partner with a different spin. Fermions have bosonic partners and bosons have fermionic partners. It has been suggested that adding SUSY and going to bigger GUT gauge groups might be favorable. But there is still no conclusion. And no SUSY particles have been seen. The general conclusion is that still no “New Physics”, *i.e. BSM, is found yet*, but it is still *not excluded*.

* * *

This article is partly based on lectures hold at the “Oslo winter school” managed by Larissa Bravina and coworkers in 2018 and 2020. It is also partly inspired by regular lectures I gave at the university of Oslo in the fall 2021.

-
- [1] R.P. Feynman, *Phys. Rev.* **76** (1949) 749-759
 - [2] J.D. Bjorken, D.D. Drell, *Relativistic quantum mechanics*, isbn = "978-0-07-005493-6" Published by McGraw-Hill", (year 1965)
 - [3] T. Regge, Tullio and M. Verde, *Il Nuovo Cimento* **10** (1953), 997-1011
 - [4] Murray Gell-Mann, report Number CTSL-20, TID-12608 (1961), doi = "10.2172/4008239",
 - [5] TD Lee, and C.N. Yang, *Phys.Rev.* (!956) **104** (1956) 254-258

- [6] C.N. Yang and R.L. Mills, *Phys. Rev.* **96** (1954), 191-195.
- [7] R.P. Feynman, and M. Gell-Mann, *Phys.Rev.* **109** (1958) 193
- [8] J.H. Christenson, J.W. Cronin, V.L. Fitch, and R. Turlay, *Phys. Rev. Lett.* **13** (1964) 138-140
- [9] S. Weinberg, *PhysRevLett* **19** (1967) 1264-1266
- [10] P.W. Higgs, *Phys.Rev.Lett.* **13** (1964) 508-509
- [11] N. Cabibbo, *PhysRevLett***10** (1963) 531
- [12] S.L. Glashow, S. L., J. Iliopoulos, and L. Maiani, *PhysRev***D2** (1970) 1285
- [13] M. Kobayashi and T. Maskawa, *Prog. Theor. Phys.* **49** (1973) 652-657
- [14] J.O.Eeg, *Nucl. Phys. B Proc. Suppl* **7** (1989) 129-148