

Nuclear spin relaxation in cold atom-molecule collisions

Rebekah Hermsmeier¹, Xiaodong Xing¹, and Timur V. Tscherbul^{1*}

¹*Department of Physics, University of Nevada, Reno, NV 89557, USA*

E-mail: ttscherbul@unr.edu

Abstract

We explore the quantum dynamics of nuclear spin relaxation in cold collisions of $^1\Sigma^+$ molecules with structureless atoms in an external magnetic field. To this end, we develop a rigorous coupled-channel methodology, which accounts for rotational and nuclear spin degrees of freedom of $^1\Sigma^+$ molecules, their interaction with an external magnetic field, as well as for anisotropic atom-molecule interactions. We apply the methodology to study collisional relaxation of the nuclear spin sublevels of ^{13}CO molecules immersed in a cold buffer gas of ^4He atoms. We find that nuclear spin relaxation in the ground rotational manifold ($N = 0$) of ^{13}CO occurs extremely slowly due to the absence of direct couplings between the nuclear spin sublevels. The rates of collisional transitions between the rotationally excited ($N = 1$) nuclear spin states of ^{13}CO are generally much higher due to the direct nuclear spin-rotation coupling between the states. These transitions obey selection rules, which depend on the values of space-fixed projections of rotational and nuclear spin angular momenta (M_N and M_I) for the initial and final molecular states. For some initial states, we also observe a strong magnetic field dependence, which can be understood using the first Born approximation. We use our calculated nuclear spin relaxation rates to investigate the thermalization of a single nuclear spin state of $^{13}\text{CO}(N = 0)$ immersed in a cold buffer gas of ^4He . The calculated

nuclear spin relaxation times ($T_1 \simeq 1$ s at $T = 1$ K at the He density of 10^{-14} cm $^{-3}$) display a steep temperature dependence decreasing rapidly at elevated temperatures due to the increased population of rotationally excited states, which undergo nuclear spin relaxation at a much faster rate. Thus, long relaxation times of $N = 0$ nuclear spin states in cold collisions with buffer gas atoms can only be maintained at sufficiently low temperatures ($k_B T \ll 2B_e$), where B_e is the rotational constant.

1 Introduction

Cold and ultracold molecular gases prepared in single rovibrational and spin quantum states can be efficiently controlled with external electromagnetic fields,^{1,2} thereby forming a unique platform for exploring fundamental concepts of gas-phase reaction dynamics, such as long-lived complex formation, universal dynamics, external field control, and the role of quantum chaos in chemical reactivity.³⁻⁵ Ultracold polar molecules also hold promise for quantum information science, precision spectroscopy, and searches for new physics beyond the Standard Model.^{1,5,6} Experimental realization of these proposals demands dense, cold, and long-lived molecular ensembles. As such, understanding low-temperature collisions within these ensembles, which limit both the maximum achievable density and lifetime, has long been a major thrust in the field.³⁻⁵

Atom-molecule and molecule-molecule collisions can have beneficial as well as detrimental effects on the stability of cold molecular gases. While elastic collisions are a main driving force behind sympathetic and evaporative cooling^{1,7,8} inelastic collisions lead to heating and/or trap loss. In particular, inelastic collisions can flip the orientation of molecular electron spins, leading to spin relaxation (also known as spin depolarization).⁸⁻¹⁰ As collisional spin relaxation is a primary loss mechanism for magnetically trapped molecules, it has been the subject of much experimental and theoretical work (see, e.g., Refs.⁸⁻²⁰ and references therein). Volpi and Bohn⁹ and Krems and Dalgarno¹⁰ performed the first rigorous coupled-

channel calculations of cold collisions between open-shell molecules and atoms in the presence of an external magnetic field. This work has since been extended to a variety of ultracold atom-molecule and molecule-molecule systems, and generated theoretical predictions of their low-temperature collisional properties.^{8,18-21}

By comparison, collisional relaxation of *nuclear* spins has drawn much less attention. Nuclear spin-flipping collisions are responsible for the stability of nuclear spin states of molecules immersed in cold inert buffer gases (such as He or Ne). These systems can be realized experimentally using cryogenic buffer-gas cooling,^{11,22-34} and they are interesting for a variety of reasons. First, preparing molecules in a single nuclear spin (or hyperfine) state enhances the sensitivity of spectroscopic measurements²⁵⁻³⁴ and is essential for the initialization steps of molecule-based quantum information processing protocols. One example is hyperpolarized nuclear magnetic resonance (NMR), which relies on driving populations of nuclear spin states out of thermal equilibrium as a means to enhance the sensitivity of conventional (thermal) NMR.³⁵⁻³⁸ Because nuclear spins interact weakly with their environment, they could be an ideal platform for long-term quantum information storage.^{39,40} Our ability to use buffer gas-cooled molecules for these applications is currently hindered by the lack of knowledge of collisional nuclear spin relaxation rates. Indeed, if these rates turn out to be large, collisional thermalization would lead to rapid decoherence of the nuclear spin superposition states, making them unsuitable for quantum information processing.

Nuclear spins can affect molecular collisions and chemical reactions through several mechanisms. First, nuclear spin statistics restricts the number of available reactants and/or product states. As a prime example, only odd partial waves are allowed for collisions of identical fermions in the same internal states, leading to a suppression of the ultracold chemical reaction $\text{KRb} + \text{KRb} \rightarrow \text{K}_2 + \text{Rb}_2$.^{41,42} Homonuclear diatomic molecules can exist in the form of different nuclear spin isomers, such as ortho and para- H_2 , which can exhibit dramatically different chemical reactivity at ultralow temperatures, as seen in theoretical calculations.^{4,43} Nuclear spin isomers of polyatomic molecules such as methylene (CH_2) have been predicted

to have markedly different spin relaxation rates in cold collisions with He atoms⁴⁴ and ortho- and para-water molecules have different reactivity towards trapped diazenylium ions.⁴⁵ Second, because nuclear spins are weakly coupled to the other degrees of freedom, it is expected that the total nuclear spin of the collision complex should be conserved, which leads to nuclear spin selection rules.⁴⁶ These selection rules have recently been observed experimentally for the ultracold chemical reaction $\text{KRb} + \text{KRb} \rightarrow \text{K}_2 + \text{Rb}_2$, which populates only even (odd) rotational states of K_2 (Rb_2)⁴⁷ when the reactants are prepared in single, well-defined nuclear spin states. Finally, hyperfine interactions between the nuclear spins and the other degrees of freedom (such as the electron spins in open-shell atoms and molecules) play a crucial role in low-temperature atomic and molecular collisions^{48–52} being largely responsible for, e.g., the occurrence of magnetic Feshbach resonances in ultracold atom-atom collisions.⁵³ However, rigorous theoretical studies of nuclear spin effects in ultracold molecular collisions have been largely limited to hyperfine interactions in open-shell molecule-atom collisions.^{7,49,50} Queménér *et al.* recently proposed a simple state decomposition model⁵⁴ to describe the effects of nuclear spin conservation and external magnetic fields on the product state distributions of the ultracold chemical reaction $\text{KRb} + \text{KRb} \rightarrow \text{K}_2 + \text{Rb}_2$. While the model describes these effects remarkably well, it makes a number of assumptions, such as neglecting the rotational structure of the reactants and products. Model calculations on ultracold $\text{RbCs} + \text{RbCs}$,⁵⁵ $\text{Li} + \text{CaH}$,⁵¹ and $\text{Na} + \text{NaLi}$ collisions⁵² used severely limited basis sets, which did not produce converged results when hyperfine degrees of freedom were included.

Here, we develop a rigorous quantum mechanical theory of nuclear spin relaxation in collisions of $^1\Sigma$ molecules with structureless atoms in the presence of an external magnetic field. We apply the theory to calculate numerically converged cross sections and rate coefficients for transitions between the different rotational and nuclear spin sublevels of ^{13}CO molecules in low-temperature collisions with ^4He atoms, and to explore their dependence on collision energy and magnetic field. Our calculations show that such transitions follow

distinct selection rules. For example, nuclear spin-flipping transitions occur very slowly in the ground rotational state manifold, leading to nuclear spin relaxation (T_1) times on the order of 0.5 s at the buffer-gas density of 10^{-14} cm³/s and $T = 1$ K. The long relaxation times of the nuclear spin sublevels of the ground rotational state implies their potential utility for precision spectroscopy and quantum information storage. The long T_1 times are maintained as long as the buffer gas temperature is much lower than the spacing between the ground and the first excited rotational levels.

The rest of this paper is structured as follows. In Sec. II we present the quantum scattering methodology for atom-molecule collisions in a magnetic field, which explicitly includes the nuclear spin degrees of freedom of $^1\Sigma$ molecules. We then apply the methodology to obtain converged cross sections for nuclear spin transitions in cold He + CO collisions. The relevant computational details are given at the end of Sec. II. In Sec. III, we present and analyze the cross sections and rate constants for nuclear spin relaxation in cold He + CO collisions. In Sec. IIID we consider the dynamics of nuclear spin sublevels of CO molecules immersed in a cold buffer gas of He. Section IV summarizes the main results of this work.

2 Theory

In this section, we will develop the quantum theory of collisions between $^1\Sigma$ molecules bearing a single nuclear spin (such as $^{13}\text{C}^{16}\text{O}$) and structureless S-state atoms in an external magnetic field. We will next apply the theory to calculate the cross sections and rates for nuclear spin-changing transitions in cold $^4\text{He} + ^{13}\text{C}^{16}\text{O}(^1\Sigma^+)$ collisions.

The Hamiltonian of the atom-molecule collision complex may be written as

$$\hat{H} = -\frac{1}{2\mu R} \frac{\partial^2}{\partial R^2} R + \frac{\hat{L}^2}{2\mu R^2} + \hat{V}(R, r, \theta) + \hat{H}_{\text{mol}}, \quad (1)$$

where the orbital angular momentum operator \hat{L} describes the orbital motion of the colliding

particles, $\mu = M_{\text{at}}M_{\text{mol}}/(M_{\text{at}} + M_{\text{mol}})$ is the reduced mass of the complex, and \hat{V} represents the atom-molecule interaction potential in Jacobi coordinates (R, r, θ) , where $r = |\mathbf{r}|$ is the internuclear distance in the diatomic molecule, $R = |\mathbf{R}|$ is the separation vector from the atom to the center of mass of the molecule, and θ is the angle between \mathbf{R} and \mathbf{r} . Here, we consider collisions of $^{13}\text{C}^{16}\text{O}$ molecules with structureless atoms (such as ^4He), and hence the atomic Hamiltonian can be omitted from Eq. (1). The interaction potential $V(R, r, \theta)$ approaches zero as $R \rightarrow \infty$.

The effective Hamiltonian of the $^1\Sigma^+$ molecule in its ground electronic and vibrational states,^{56,57}

$$\hat{H}_{\text{mol}} = \hat{H}_{\text{rot}} + \hat{H}_{\text{hf}} + \hat{H}_{\text{Z}} \quad (2)$$

can be decomposed into the rotational, hyperfine, and Zeeman terms

$$\begin{aligned} \hat{H}_{\text{rot}} &= B_e \hat{\mathbf{N}}^2 - D_v \hat{\mathbf{N}}^4, \\ \hat{H}_{\text{hf}} &= A \hat{\mathbf{I}} \cdot \hat{\mathbf{N}}, \\ \hat{H}_{\text{Z}} &= -g_N \mu_N \hat{N}_z B - g_I \mu_N \hat{I}_z B - \frac{1}{\sqrt{6}} B^2 \sum_q D_{0q}^{2*}(\omega) \hat{T}_q^2(\chi), \end{aligned} \quad (3)$$

where B_e is the rotational constant, D_v is the centrifugal distortion constant, $\hat{\mathbf{N}}$ is the rotational angular momentum operator, $\hat{\mathbf{I}}$ is the nuclear spin operator, A is the nuclear spin-rotation interaction constant, g_N is the rotational g-factor, g_I is the nuclear g-factor, μ_N is the nuclear magneton, B is the magnetic field, $D_{0q}^2(\omega)$ is a Wigner D -function of the Euler angles ω , which determine the position of the molecular axis in the space-fixed frame, and $\hat{T}_q^2(\chi)$ is the magnetic susceptibility tensor.⁵⁷

The hyperfine structure of ^{13}CO arises from the nuclear spin of ^{13}C ($I = 1/2$) and includes the nuclear spin-rotation interaction defined by \hat{H}_{hf} in Eq. (3). The Zeeman term \hat{H}_{Z} accounts for the interaction of the external magnetic field with molecular rotational

angular momentum, nuclear spin, and diamagnetic susceptibility⁵⁶ represented by the first, second, and third terms in the third line of Eq. (3).

We assume that the external magnetic field B is directed along the space-fixed (SF) quantization axis z . The Hamiltonian in Eq. (3) employs the rigid rotor approximation with a correction for centrifugal distortion. This effectively neglects the vibrational motion of the molecule, which is known to be a good approximation for collisions with weakly perturbing buffer gas atoms (such as ^4He) at low temperatures.^{4,58}

To solve the quantum scattering problem for the atom-molecule collision system, we expand the total wavefunction of the system in a complete set of uncoupled basis functions in the SF frame

$$|\Psi\rangle = \frac{1}{R} \sum_{N,M_N} \sum_{M_I} \sum_{L,M_L} F_{NM_N IM_I LM_L}^M(R) |NM_N\rangle |IM_I\rangle |LM_L\rangle, \quad (4)$$

where M_N , M_I and M_L indicate the projections of $\hat{\mathbf{N}}$, $\hat{\mathbf{I}}$ and $\hat{\mathbf{L}}$ onto the SF z axis. The basis set used in Eq. (4) is similar to the one used in the previous work of Volpi and Bohn⁹ and Krems and Dalgarno¹⁰ for open-shell $^2\Sigma$ and $^3\Sigma$ molecules colliding with structureless atoms. The only difference is that our basis functions $|IM_I\rangle$ describe the nuclear spin degrees of freedom in $^1\Sigma$ molecules rather than the electron spins of $^2\Sigma$ and $^3\Sigma$ molecules.

The projection of the total angular momentum $M = M_N + M_I + M_L$, unlike the total angular momentum itself, is conserved for collisions in a magnetic field. Substituting Eq. (4) into the time-independent Schrödinger equation, $\hat{H}|\Psi\rangle = E|\Psi\rangle$, where E is the total energy, we obtain a system of coupled-channel (CC) equations for the expansion coefficients $F_{NM_N IM_I LM_L}^M$ (omitting the initial quantum numbers N_i , M_{N_i} , I_i , M_{I_i} , L_i , M_{L_i} for simplicity)

$$\left[\frac{d^2}{dR^2} + 2\mu E - \frac{L(L+1)}{R^2} \right] F_{NM_N IM_I LM_L}^M(R) = 2\mu \sum_{N',M'_N} \sum_{M'_I} \sum_{L'M'_L} \langle NM_N IM_I LM_L | \hat{V} + \hat{H}_{\text{mol}} | N'M'_N I'M'_I L'M'_L \rangle F_{N'M'_N I'M'_I L'M'_L}^M(R) \quad (5)$$

where the summation is carried out over all the channels included in the basis set. The CC equations (5) are parametrized by the matrix elements of the molecular Hamiltonian and of the interaction potential in the direct-product basis (4). Below we describe the evaluation of these matrix elements.

We begin with the matrix elements of the Hamiltonian of an isolated $^1\Sigma$ molecule (3). Because the rotational Hamiltonian is independent of the nuclear spin and orbital degrees of freedom, it is diagonal in M_I , L , and M_L :

$$\begin{aligned} \langle NM_N IM_I LM_L | \hat{H}_{\text{rot}} | N' M'_N IM'_I L' M'_L \rangle &= \delta_{N,N'} \delta_{M_N, M'_N} \\ &\times \delta_{M_I, M'_I} \delta_{L, L'} \delta_{M_L, M'_L} [B_e N(N+1) - D_v N^2(N+1)^2] \end{aligned} \quad (6)$$

The matrix elements of the hyperfine Hamiltonian \hat{H}_{hf} are obtained by expanding the spin-rotation interaction $A\hat{\mathbf{I}} \cdot \hat{\mathbf{N}}$ in terms of the raising and lowering operators \hat{I}_{\pm} and \hat{N}_{\pm} ⁵⁹

$$\begin{aligned} \langle NM_N IM_I LM_L | \hat{H}_{\text{hf}} | N' M'_N I' M'_I L' M'_L \rangle &= \delta_{L, L'} \delta_{M_L, M'_L} A [\delta_{M_N, M'_N} \delta_{M_I, M'_I} M'_N M'_I \\ &+ \frac{1}{2} (C_+^{I, M'_I} C_-^{N, M'_N} \delta_{M_I, M'_I+1} \delta_{M_N, M'_N+1} + C_-^{I, M'_I} C_+^{N, M'_N} \delta_{M_I, M'_I-1} \delta_{M_N, M'_N+1})], \end{aligned} \quad (7)$$

where $C_{\pm}^{j, m} = \sqrt{j(j+1) - m(m \pm 1)}$. The matrix elements of the Zeeman interaction are diagonal in the uncoupled basis since the basis states $|IM_I\rangle$ are eigenstates of \hat{I}^2 and \hat{I}_z

$$\begin{aligned} \langle NM_N IM_I LM_L | \hat{H}_Z | N' M'_N IM'_I L' M'_L \rangle &= \\ &\delta_{N, N'} \delta_{M_N, M'_N} \delta_{L, L'} \delta_{M_L, M'_L} \delta_{M_I, M'_I} (-g_N \mu_N M_N B - g_I \mu_N M_I B) \\ &- \delta_{N, N'} \delta_{M_N, M'_N} \delta_{L, L'} \delta_{M_L, M'_L} \delta_{M_I, M'_I} B^2 \frac{3M_N^2 - N(N+1)}{3(2N-1)(2N+3)} (\chi_{\parallel} - \chi_{\perp}) \end{aligned} \quad (8)$$

where the matrix elements of the diamagnetic Zeeman interaction are proportional to the difference between χ_{\parallel} and χ_{\perp} , the parallel and perpendicular components of the diamagnetic susceptibility tensor of CO (see Eq. (8.140) of Ref. 56). Test calculations show that the diamagnetic Zeeman interaction becomes noticeable only at high magnetic fields ($B > 1$ T).

The atom-molecule interaction potential is rotationally invariant and independent of the nuclear spin. Hence, its matrix elements are diagonal in the total angular momentum projection M and in the nuclear spin projection M_I ¹⁰

$$\begin{aligned} & \langle NM_N IM_I LM_L | V_\lambda(R, r, \theta) | N' M'_N I' M'_I L' M'_L \rangle = \delta_{M_I, M'_I} (-1)^{M'_L - M_N} \\ & \times [(2L + 1)(2L' + 1)]^{\frac{1}{2}} [(2N + 1)(2N' + 1)]^{\frac{1}{2}} \sum_\lambda V_\lambda(R) \begin{pmatrix} L & \lambda & L' \\ 0 & 0 & 0 \end{pmatrix} \\ & \times \begin{pmatrix} L & \lambda & L' \\ -M_L & M_L - M'_L & M'_L \end{pmatrix} \begin{pmatrix} N & \lambda & N' \\ 0 & 0 & 0 \end{pmatrix} \begin{pmatrix} N & \lambda & N' \\ -M_N & M_N - M_{N'} & M_{N'} \end{pmatrix}, \end{aligned} \quad (9)$$

where the Legendre coefficients $V_\lambda(R)$ are obtained by expanding the interaction potential energy surface (PES) in Legendre polynomials $V(R, \theta) = \sum_\lambda V_\lambda(R) P_\lambda(\cos \theta)$ (see Section III A for details).

To obtain the full state-to-state reactance (K) and scattering (S) matrices, we match the asymptotic solutions of CC equations (5) to the standard asymptotic form given by linear combinations of the Riccati-Bessel and Neumann functions at large R .⁶⁰

The state-to-state scattering cross sections are related to the S matrix elements at a given collision energy E

$$\sigma_{\gamma \rightarrow \gamma'}(E) = \frac{\pi}{k_\gamma^2} \sum_M \sum_{LM_L} \sum_{L'M'_L} |\delta_{LM_L, L'M'_L} \delta_{\gamma\gamma'} - S_{\gamma LM_L, \gamma' L'M'_L}^M|^2, \quad (10)$$

where γ and γ' refer to the eigenstates of the isolated molecule's Hamiltonian (3) in the presence of a magnetic field, $|\gamma\rangle = \sum_{NM_N M_I} C_{\gamma, NM_N M_I}(B) |NM_N\rangle |IM_I\rangle$, and $k_\gamma = \sqrt{2\mu E}$ is the collision wavevector. The matrix of solutions of CC equations is transformed to the eigenstate basis before the application of scattering boundary conditions.¹⁰

The thermal state-to-state rate coefficients at temperature T are obtained by averaging

the cross sections over the Maxwell-Boltzmann velocity distribution⁶¹

$$K_{\gamma \rightarrow \gamma'}(T) = \left(\frac{8}{\pi \mu k_B^3 T^3} \right)^{\frac{1}{2}} \int_0^\infty \sigma_{\gamma \rightarrow \gamma'}(E) E \exp\left(-\frac{E}{k_B T}\right) dE, \quad (11)$$

where k_B is the Boltzmann constant and T is the temperature.

Computational details

We use the following spectroscopic constants of $^{13}\text{C}^{16}\text{O}$ to parametrize the Hamiltonian in Eq. (3) $B_e = 55.101$ GHz,⁶² $D_v = 1.676 \times 10^{-4}$ GHz,⁶² $A = 3.27 \times 10^{-5}$ GHz,⁵⁷ $g_N = -0.2595$,⁵⁷ $g_I = 1.40482$,⁶³ and the diamagnetic susceptibility anisotropy ($\chi_{\parallel} - \chi_{\perp}$) = -6.85829×10^{-14} cm⁻¹/T².⁵⁷

We use the log-derivative approach^{60,64} to numerically integrate the CC equations (5) for He + $^{13}\text{C}^{16}\text{O}$ collisions on a radial grid from $R_{\min} = 3.0 a_0$ to $R_{\max} = 110.0 a_0$ with a constant grid step $0.02 a_0$. While here we are only interested in transitions between the Zeeman states in the first two rotational manifolds ($N = 0$ and 1), the CC basis must include closed channels to ensure numerical convergence of the calculated cross sections. In order to ensure the convergence, we found that it is necessary to include 11 lowest rotational states of CO in our calculations. For collision energies below (above) 2 K we include all partial waves with $L \leq 10$ ($L \leq 13$), which results in a total of 288 (450) coupled channels.

To calculate collision rates, we averaged the calculated cross sections according to Eq. (11) on a grid of collision energies from 1.44×10^{-6} to 14.4 K with 102 grid points fitted with cubic splines. In doing so, we found that calculating the upward excitation rates (e.g., for the $|2\rangle \rightarrow |3\rangle$ transition) is challenging because excitation transitions are energetically forbidden at collision energies below the $N = 1$ threshold (5.3 K), and their cross sections increase sharply from zero to a finite value above the threshold. As this behavior is very hard to fit,

we use the principle of detailed balance

$$\frac{k_{f \rightarrow i}(T)}{k_{i \rightarrow f}(T)} = e^{\frac{E_f - E_i}{k_B T}} \quad (12)$$

to obtain the desired excitation rates, where E_i and E_f are the energies of the initial and final molecular states involved in the transition.

We use an accurate *ab initio* PES for He-CO developed by Heijmen *et al.*⁶⁵ using a symmetry-adapted perturbation theory approach.⁶⁶ This PES was used in several quantum scattering calculations by Balakrishnan *et al.*⁵⁸ and by Wang *et al.*,⁶¹ which focused on rovibrational transitions in $^{12}\text{C}^{16}\text{O}$ induced by ultracold collisions with He atoms. Low-energy scattering resonances in He + CO collisions were observed in a merged beam experiment and compared to theoretical calculations using several PESs.⁶⁷ We compare our results against the previous calculations^{58,61} in Appendix B to test our He + CO scattering code. The He-CO PES is weakly anisotropic, with a single minimum of depth -23.734 cm^{-1} located at $R = 6.53 a_0$, $\theta = 48.4^\circ$, and $r = 2.132 a_0$ (the equilibrium bond length of CO). We expand the θ dependence of the PES in 12 Legendre polynomials.

The previous calculations did not account for the nuclear spin of the $^{13}\text{C}^{16}\text{O}$ isotopologue, which is the subject of interest here. Because the original He-CO PES was defined in the Jacobi coordinate system with the origin at the center of mass of $^{12}\text{C}^{16}\text{O}$, we need to rescale the PES to account for the shift of the center of mass. The rescaling procedure is described in Appendix C.

3 Results and discussion

In this section, we apply the theory developed above to study the nuclear spin dynamics in cold collisions of $^{13}\text{C}^{16}\text{O}$ molecules with ^4He atoms. We will present state-to-state scattering cross sections and collision rates for all initial Zeeman levels of $^{13}\text{C}^{16}\text{O}$ ($N = 0, 1$) in collisions

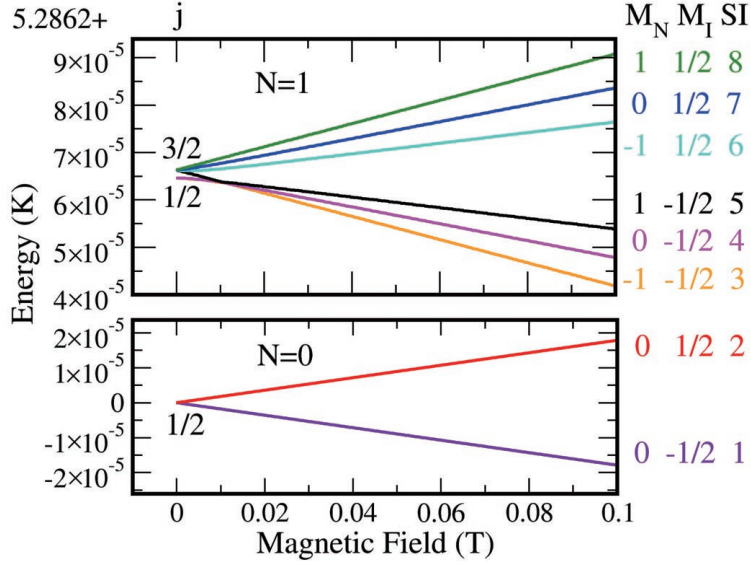


Figure 1: Zeeman energy levels of $^{13}\text{C}^{16}\text{O}$ as a function of magnetic field. Each level is labeled by the quantum numbers j (in the low-field limit) and N, M_N, M_I (in the high-field limit) and by its state index (SI). $1 \text{ K} = 0.695 \text{ cm}^{-1}$. Top and bottom panels show the levels in the rotational manifolds $N = 1$ and $N = 0$, respectively.

with ^4He atoms. We also calculate the magnetic field dependence of inelastic collision rates and explain it using a simple model. Finally, we use the computed collision rates to explore the thermalization dynamics of a single nuclear spin state of $^{13}\text{C}^{16}\text{O}$ immersed in a cold buffer gas of ^4He , and estimate the nuclear spin relaxation times.

3.1 Energy levels of $^{13}\text{C}^{16}\text{O}$

Figure 1 displays the Zeeman levels of $^{13}\text{C}^{16}\text{O}$ as a function of magnetic field. The electronic spin of $^{13}\text{C}^{16}\text{O}$ is zero and the energy splittings are determined by an interplay between the hyperfine (spin-rotation) interaction due to the nuclear spin of ^{13}C ($I = 1/2$) and the Zeeman interaction given by Eq. (8). Throughout the rest of this paper, we will only consider the $^{13}\text{C}^{16}\text{O}$ isotope, and hence will omit the isotope labels.

The largest splitting of the energy levels is due to the rotational structure, which gives rise to two manifolds of rotational states labeled $N = 0$ and $N = 1$ separated by 3.6761 cm^{-1} , approximately twice the rotational constant of CO. At zero magnetic field the nuclear spin-

rotation interaction splits all $N \geq 1$ energy levels into doublets with $j = N - 1/2, N + 1/2$, where $j = |\mathbf{N} + \mathbf{I}|$ is the total angular momentum of the molecule. Note that j is a good quantum number at zero field. The splitting between the $j = 1/2$ and $j = 3/2$ levels in the $N = 1$ manifold is $\frac{3}{2} A$ or $2.4 \times 10^{-6} \text{ cm}^{-1}$.

At high magnetic fields the Zeeman interaction overcomes the hyperfine interaction, j is no longer conserved, and the energy levels approach the eigenstates of the Zeeman Hamiltonian [Eqs. (8)] $|NM_N\rangle|IM_I\rangle$ with the good quantum numbers N, M_N , and M_I indicated in Fig. 1. In the $N = 0$ manifold, the nuclear spin-rotation interaction vanishes and there are two Zeeman levels with $M_I = \pm 1/2$ as shown in the bottom panel of Fig. 1. The $N = 1$ manifold contains six Zeeman levels $|N, M_N, M_I\rangle$ with $N = 1, M_N = -1, 0, +1$, and $M_I = \pm 1/2$. To facilitate the following discussion, we will assign a State Index (SI) to each Zeeman energy level as shown in Fig. 1 in the order of increasing energy. It is worth noting that the states $|3\rangle, |4\rangle$ and $|5\rangle$ cross at $B \simeq 0.01 \text{ T}$, where the nuclear spin-rotation interaction becomes comparable to the Zeeman interaction. The crossings are not avoided because the states have different values of m , the projection of j on the magnetic field axis, which is a good quantum number for a molecule in an external magnetic field.

3.2 Nuclear spin dynamics in cold He-CO collisions: Cross sections and rate constants

We begin by considering the transitions between the two lowest nuclear spin levels of CO, $|N = 0, M_I = \pm 1/2\rangle$ induced by cold collisions with He atoms. Figure 2 shows the cross sections for transitions out of the ground ($|M_I = -1/2\rangle$) and the first excited ($|M_I = 1/2\rangle$) Zeeman levels labeled as 1 and 2 in Fig. 1. The elastic cross sections $\sigma_{1 \rightarrow 1}$ and $\sigma_{2 \rightarrow 2}$ are on the order of $100\text{-}10^4 \text{ \AA}^2$ between 10 mK and 10 K, as is typical for cold atom-molecule collisions. The inelastic cross sections for nuclear spin-changing transitions within the $N = 0$ manifold $|M_I = 1/2\rangle \leftrightarrow |M_I = -1/2\rangle$ are *extremely small*, reaching values below 10^{-15} \AA^2

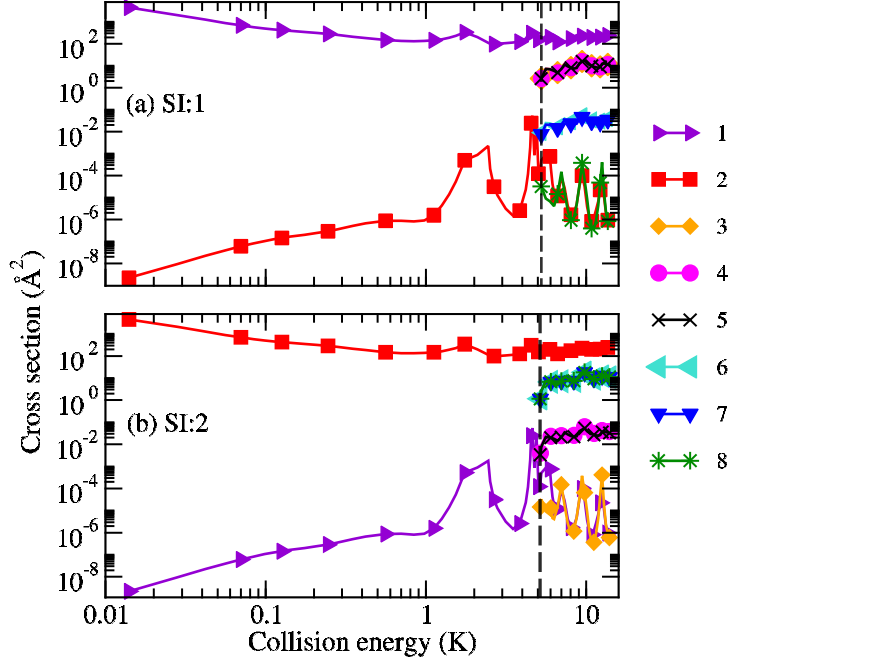


Figure 2: State-to-state cross sections for He + CO collisions for the initial Zeeman states in the $N = 0$ manifold: $|M_I = -1/2\rangle$ (a) and $|M_I = 1/2\rangle$ (b) in a magnetic field of 0.05 T plotted as a function of collision energy. The cross sections for the transitions $|1\rangle \rightarrow |2\rangle$, $|8\rangle$ and $|2\rangle \rightarrow |1\rangle$, $|3\rangle$ are multiplied by 10^6 for better visibility. Dashed lines indicate the energy gap between the $N = 0$ and $N = 1$ levels ($\simeq 5.3$ K). The initial states are indicated in each panel. The various color-coded symbols indicate the final state indices (SIs) specified in Fig. 1. The symbols do not represent the actual number of calculated points, which is 20 per order of magnitude (i.e., 20 points between 0.01 and 0.1 cm^{-1} , etc.)

at 10 mK.

Similarly to electron spin relaxation in collisions of $^2\Sigma$ molecules with atoms,^{68,69} nuclear spin relaxation in cold atom-molecule collisions ($E < 2B_e$) proceeds indirectly, via a three-step process. First, the molecule is temporarily excited to a closed-channel $N = 1$ state due to the coupling with the incident $N = 0$ channel induced by the anisotropy of the interaction potential. In the rotationally excited state, the nuclear spin is flipped by the nuclear spin-rotation interaction (7). Finally, the molecule is de-excited to the ground $N = 0$ state through the interaction anisotropy coupling. Because the nuclear spin-rotation interaction is 2-3 orders of magnitude weaker than the electron spin-rotation interaction in $^2\Sigma$ molecules, nuclear spin relaxation will be suppressed by the factor $\simeq (A/\gamma_{sr})^2$ (i.e., by additional 4-6 orders of magnitude) compared to the electron spin relaxation mediated by the electron

spin-rotation interaction $\gamma_{sr}\mathbf{N}\cdot\mathbf{S}$.^{10,68}

At collision energies exceeding the rotational spacing ($E \geq 2B_e \simeq 5.3$ K for CO), $N = 0 \rightarrow 1$ rotational excitation transitions become energetically allowed, and the spin relaxation cross sections $\sigma_{2\rightarrow 1}$ and $\sigma_{1\rightarrow 2}$ increase dramatically. As in the case of electron spin relaxation,^{10,14,68,70} this occurs because the $N = 0 \rightarrow 1$ transitions can now populate the open $N = 1$ states directly (rather than transiently).

The cross sections for nuclear spin-conserving rotational excitation increase slightly with collision energy as shown in Fig. 2 and are the largest between the spin-down energy levels $|1\rangle$ and $|3-5\rangle$ or between the spin-up energy levels $|2\rangle$ and $|6-8\rangle$. On the other hand, the nuclear spin-flipping rotational excitation transitions $|1\rangle \rightarrow |6-8\rangle$, and $|2\rangle \rightarrow |3-5\rangle$ are suppressed by a factor of $\simeq 100$. This is an example of a nuclear spin selection rule discussed in more detail below. We observe several Feshbach resonances in the collision energy dependence of the cross sections $\sigma_{1\rightarrow 2}$, $\sigma_{1\rightarrow 8}$, $\sigma_{2\rightarrow 1}$, and $\sigma_{2\rightarrow 3}$ above 1 K.

In Figs. 3 and 4, we show the cross sections for elastic scattering and rotational relaxation in He + CO collisions with CO molecules initially prepared in the different Zeeman sublevels of the $N = 1$ excited rotational state. For the fully spin-polarized initial states $|8\rangle$ and $|3\rangle$, we observe three groups of transitions as shown in Fig. 3. The dominant relaxation channels are $|8\rangle \rightarrow |2\rangle$ ($|1, 1, 1/2\rangle \rightarrow |0, 0, 1/2\rangle$), $|8\rangle \rightarrow |6\rangle$ ($|1, 1, 1/2\rangle \rightarrow |1, -1, 1/2\rangle$) and $|8\rangle \rightarrow |7\rangle$ ($|1, 1, 1/2\rangle \rightarrow |1, 0, 1/2\rangle$) (group I). All of these transitions conserve the nuclear spin projection M_I but change either N or M_N . The second most probable are the nuclear spin-flipping transitions $|8\rangle \rightarrow |4\rangle$ ($|1, 1, 1/2\rangle \rightarrow |1, 0, -1/2\rangle$) and $|8\rangle \rightarrow |5\rangle$ ($|1, 1, 1/2\rangle \rightarrow |1, 1, -1/2\rangle$) (group II), which change M_I but conserve N . The cross sections in group II are $\simeq 10^3$ times smaller than those in group I. In turn, the least probable transitions from group III, $|8\rangle \rightarrow |1\rangle$ ($|1, 1, 1/2\rangle \rightarrow |0, 0, -1/2\rangle$) and $|8\rangle \rightarrow |3\rangle$ ($|1, 1, 1/2\rangle \rightarrow |1, -1, -1/2\rangle$), are further suppressed by a factor of $\simeq 10^3$ compared to group II transitions. The final states in group III are also fully spin-polarized, with a maximal difference between the initial and final values of M_N and M_I . This suppression is expected because the fully spin-polarized

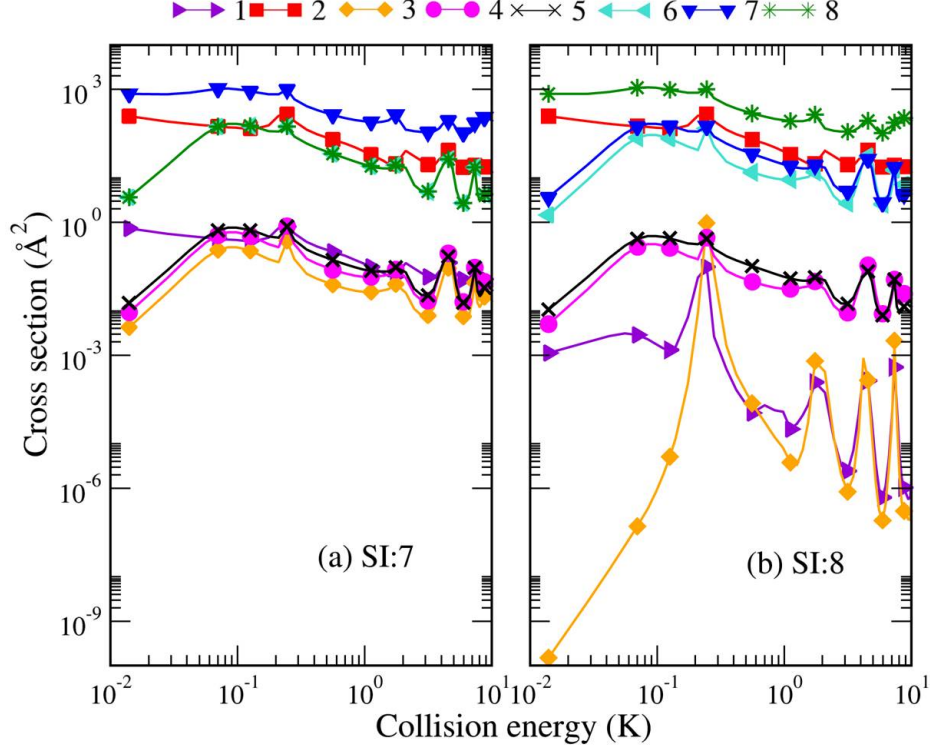


Figure 3: State-to-state cross sections of He + CO collisions for the initial Zeeman states $|7\rangle$ and $|8\rangle$ in the $N = 1$ manifold plotted as a function of collision energy. The initial states are indicated in each panel. The various color-coded symbols indicate the final state indices (SIs) specified in Fig. 1. The cross sections for the transitions $|8\rangle \rightarrow |1\rangle$ and $|8\rangle \rightarrow |3\rangle$ are multiplied by 10^6 for better visibility. The symbols do not represent the actual number of calculated points, which is 20 per order of magnitude (i.e., 20 points between 0.01 and 0.1 cm^{-1} , etc.)

states are not directly coupled by the nuclear spin-rotation interaction, and thus have no direct matrix elements connecting them. The cross section for the $|8\rangle \rightarrow |3\rangle$ transition is extremely small at all collision energies as shown in Fig. 3(b). Similar trends are observed for the fully spin-polarized initial state $|3\rangle$ as well as in our recent calculations on electron spin relaxation of rotationally excited CaH molecules in cold collisions with He atoms in a magnetic field.⁷¹

For non fully spin-polarized $N = 1$ initial states $|4\rangle - |6\rangle$, and $|7\rangle$ (see Figs. 4 and Fig. 3) we observe two distinct groups of transitions, one of which (group I) has much larger cross sections than the other (group II). Group-I transitions conserve M_I but change either M_N or N as in the fully polarized case considered above. Group-II transitions are nuclear

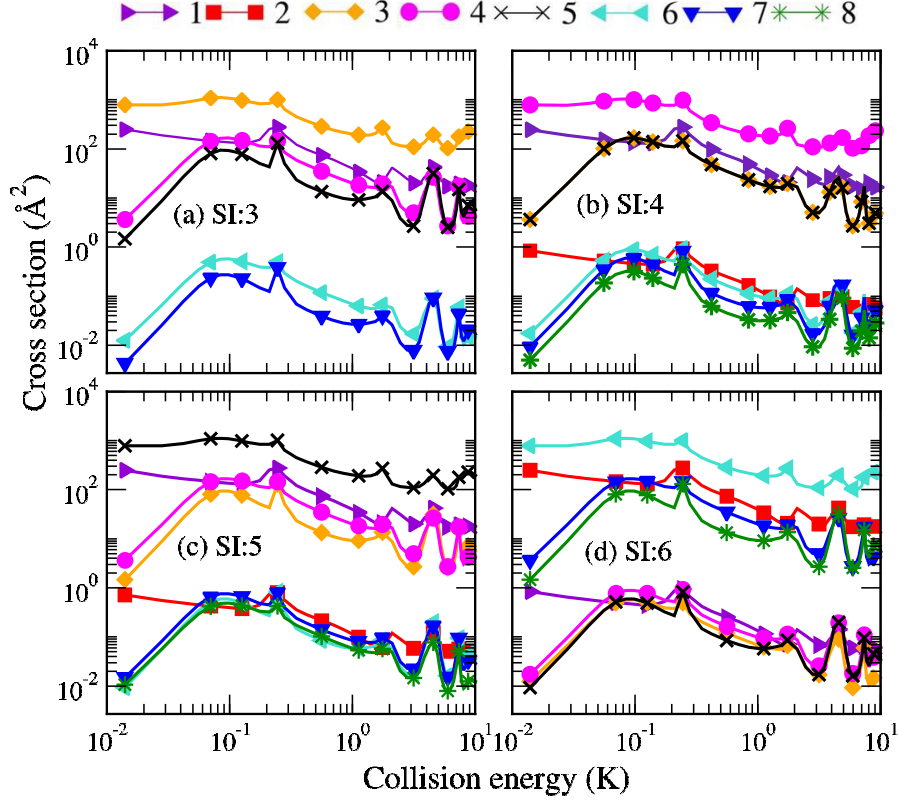


Figure 4: State-to-state cross sections of He + CO collisions for the initial Zeeman states $|3\rangle - |6\rangle$ in the $N = 1$ manifold plotted as a function of collision energy. The initial states are indicated in each panel. The various color-coded symbols indicate the final state indices (SIs) specified in Fig. 1. The cross sections for group-III transitions $|3\rangle \rightarrow |2\rangle$ and $|3\rangle \rightarrow |8\rangle$ are negligibly small and hence not shown in panel (a). The symbols do not represent the actual number of calculated points, which is 20 per order of magnitude (i.e., 20 points between 0.01 and 0.1 cm^{-1} , etc.)

spin-flipping transitions, which change M_I and/or M_N . There are no strongly suppressed group-III transitions observed above since the initial states are not fully spin-polarized. We note that all nuclear spin-flipping transitions (group-II and group-III) are forbidden in the first Born approximation due to zero nuclear spin overlap between the initial and final states. These transitions occur due to higher-order couplings through intermediate rotationally excited states mediated by the anisotropy of the interaction potential (see above).^{10,68}

The energy dependence of the cross sections shown in Figs. 3 and 4 displays a number of resonances. Four substantial resonances occur in the cross sections for group-III transitions, such as $|8\rangle \rightarrow |3\rangle, |1\rangle$ and $|3\rangle \rightarrow |8\rangle, |2\rangle$ at 0.25 K, 2 K, 4 K and 7.2 K, respectively. We

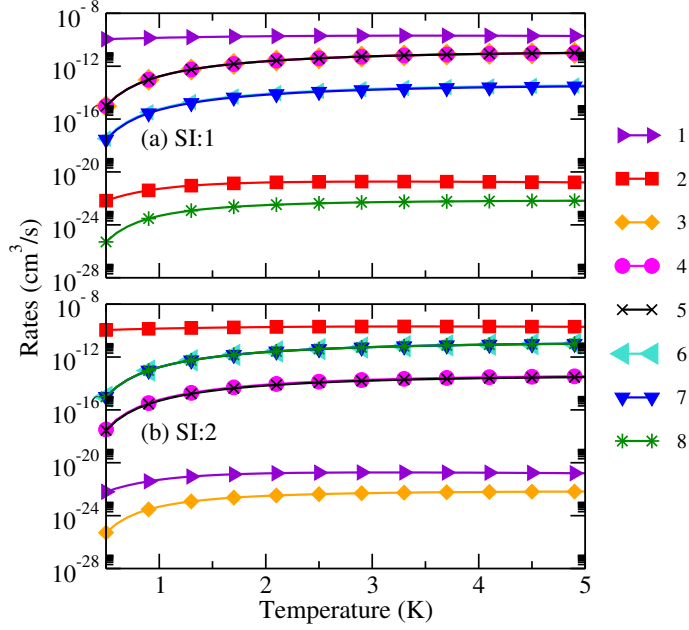


Figure 5: Thermally averaged rate coefficients for He + CO collisions plotted as a function of temperature for the initial hyperfine-Zeeman states $|1\rangle$ and $|2\rangle$ of CO. The magnetic field is 0.05 T. The initial states are indicated in each panel. The various color-coded symbols indicate the final state indices (SIs) specified in Fig. 1.

have verified that these resonances are Feshbach resonances, rather than shape resonances, by calculating the partial wave decomposition of the cross sections (10), and finding that no single partial wave dominates at the resonance energies. The likely reason why Feshbach resonances are absent in the Group I and, to a less extent, Group II transitions is the large magnitude of the cross sections for these transitions, leading to an enhanced decay width of the resonances. As a result, the resonances peaks become suppressed.⁷²

Typical temperatures used in ^4He buffer gas cooling experiments range from $\simeq 1$ K to 4 K and higher, so it is instructive to consider the thermally averaged collision rates. The temperature dependence of the elastic and inelastic collision rates is plotted in Fig. 5. The resonances shown in Fig. 2 are narrow compared to the width of the Maxwell-Boltzmann energy distribution. As a result, the resonances are washed away by thermal averaging and the calculated rate coefficients increase monotonously as a function of temperature between 1 K and 5 K for the transitions of $|1\rangle \rightarrow |1\rangle, |2\rangle$ and $|2\rangle \rightarrow |1\rangle, |2\rangle$. We observe that the rate coefficients for the excitation transitions $|1\rangle, |2\rangle \rightarrow |3\rangle - |8\rangle$ shown in the lower panel

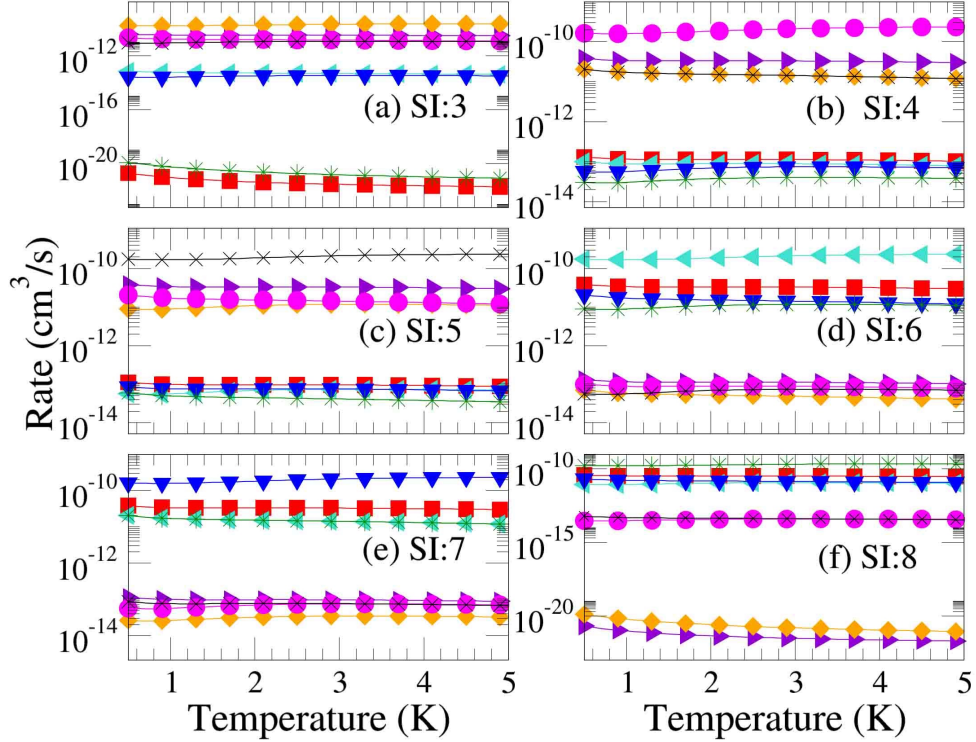


Figure 6: Thermally averaged rate coefficients for He + CO collisions for the rotationally excited initial states $|3\rangle - |8\rangle$ in a magnetic field of 0.05 T. The initial states are indicated in each panel. The various color-coded symbols indicate the final state indices (SIs) specified in Fig. 1.

of Fig. 5 decay exponentially at lower temperatures and remain nearly constant at higher temperatures. This is because the rotationally excited final states become energetically closed at collision energies below 5.3 K, and their cross sections vanish as shown in Fig. 2.

Nevertheless, it should be noted that the *rates for rotational excitation via the $|2\rangle \rightarrow |3\rangle - |8\rangle$ transitions are larger than those for the $|2\rangle \rightarrow |1\rangle$ transition by several orders of magnitude even at $T = 0.5$ K.* This is due to the large magnitude of the excitation cross sections at the high-energy tail of the Maxwell-Boltzmann distribution above 5.3 K (see Fig. 2), which makes a significant contribution to the thermal collision rates even though transitions to rotationally excited closed channels are energetically forbidden below 5.3 K. As shown below, this causes a steep temperature dependence of nuclear spin relaxation times of CO molecules immersed in a cold buffer gas of He.

The thermally averaged rate coefficients for the transitions out of the initial states in the $N = 1$ manifold are shown in Fig. 6. As before, we observe that the rate coefficients are smooth functions of temperature, with the resonant structure present in the energy-dependent cross sections washed away by thermal averaging. While all of the nuclear spin-conserving (group-I) transitions have similar transition rates on the order of 10^{-11} cm³/s, the rates of nuclear spin-flipping transitions (group II) are three orders of magnitude smaller.

The rates of group-III transitions involving the fully spin-polarized initial and final states $|8\rangle$, $|3\rangle$, $|2\rangle$, and $|1\rangle$ are further suppressed compared to group-II transitions by several orders of magnitude, reflecting the trend discussed above for the cross sections. As shown in Figs. 6(a) and 6(f) the transition $|8\rangle \leftrightarrow |3\rangle$ is particularly strongly suppressed. This is because the initial and final states are fully spin-polarized and hence they are not coupled by the spin-rotation interaction, just like the $|1\rangle$ and $|2\rangle$ states in the $N = 0$ manifold. *This remarkable suppression of collisional transitions is similar to the electron and nuclear spin selection rules in spectroscopy $\Delta S = 0$ and $\Delta I = 0$ ⁷³*. A similar suppression was observed for the transitions between the fully electron spin-polarized $N = 1$ Zeeman states of CaH($^2\Sigma^+$) molecules in cold collisions with He atoms.⁷¹

The dominant relaxation and excitation pathways between the Zeeman sublevels of CO($N = 0, 1$) in cold collisions with He are summarized in Fig. 7. The most prominent group-I transitions, indicated by solid arrows, conserve the nuclear spin projection. These transitions occur between spin-up Zeeman levels ($|2\rangle \leftrightarrow |6-8\rangle$, $|6\rangle \leftrightarrow |7\rangle$, $|7\rangle \leftrightarrow |8\rangle$) and $|6\rangle \leftrightarrow |8\rangle$ or between spin-down Zeeman levels ($|1\rangle \leftrightarrow |3-5\rangle$, $|3\rangle \leftrightarrow |4\rangle$, $|4\rangle \leftrightarrow |5\rangle$ and $|3\rangle \leftrightarrow |5\rangle$).

The next most efficient are the nuclear spin-flipping transitions from group II marked by dashed arrows in Fig. 7. Such transitions include $|1\rangle \leftrightarrow |6-7\rangle$, $|2\rangle \leftrightarrow |4-5\rangle$, $|3\rangle \leftrightarrow |6-7\rangle$ and $|4-5\rangle \leftrightarrow |6-7\rangle$. The group-III spin-flipping transitions involving the nuclear spin-stretched states $|1\rangle$, $|2\rangle$, $|3\rangle$, $|8\rangle$ have extremely small rate coefficients. These forbidden transitions are not shown in Fig. 7.

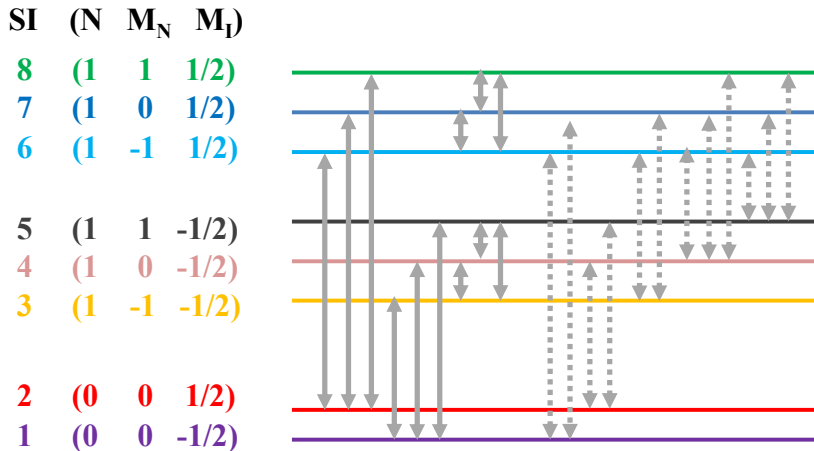


Figure 7: Schematic diagram of relaxation and excitation transitions among the 8 lowest Zeeman levels of CO in cold collisions with He atoms. The most likely nuclear spin-conserving (group-I) transitions are marked by solid arrows. Nuclear spin-flipping (group-II) transitions are marked with dashed arrows. Group-III transitions are forbidden and hence not shown.

3.3 Magnetic field dependence

In this section, we consider the magnetic field dependence of the state-to-state He + CO cross sections. This dependence is depicted in Fig. 8 (see also Appendix D) at $E = 0.014$, 0.251, and 2 K and the initial states $|7\rangle$ and $|8\rangle$. We note that at these energies, the cross sections for transitions between the $N = 0$ Zeeman states $|1\rangle$ and $|2\rangle$ (not shown in Fig. 8) are field-independent.

For the fully spin-stretched initial state $|8\rangle$ we observe three groups of transitions as shown in panels (a), (c), and (e) of Fig. 8, with group III transitions to the fully spin polarized states $|3\rangle$ and $|1\rangle$ having extremely small cross sections, which are independent of magnetic field (see above). Transitions to the final states $|2\rangle$, $|7\rangle$, and $|6\rangle$ belong to group I. These transitions have large cross sections and display no dependence on magnetic field because both the initial and final states have the same nuclear spin projections. As a result, these transitions are similar to purely rotational transitions, which conserve the nuclear spin.

Importantly, group II transitions $|8\rangle \rightarrow |4\rangle$ and $|8\rangle \rightarrow |5\rangle$ show a pronounced magnetic field dependence. These transitions change the nuclear spin projection, and the final states

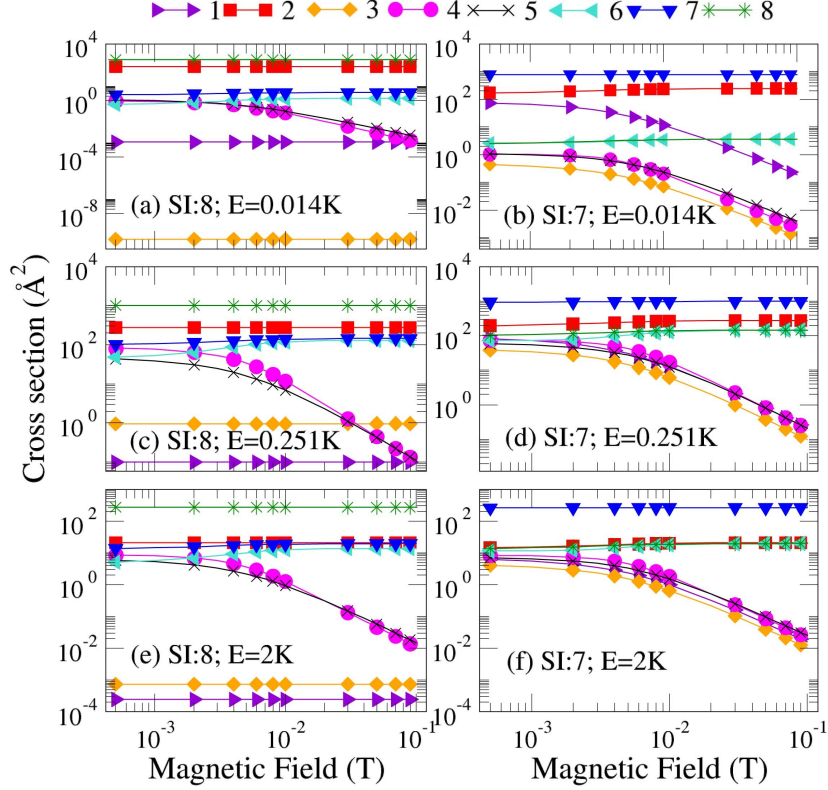


Figure 8: Magnetic field dependence of state-to-state cross sections for $^{13}\text{C}^{16}\text{O}-^4\text{He}$ collisions. The collision energy and the initial state index are indicated in each panel. The cross sections $\sigma_{8 \rightarrow 1}$ and $\sigma_{8 \rightarrow 3}$ are multiplied by 10^6 to aid visibility. The various color-coded symbols indicate the final state indices (SIs) specified in Fig. 1.

are superpositions of basis states $|NM_N M_I\rangle$ with different M_N and M_I mixed by the nuclear spin-rotation interaction.

In Figs. 8(b), (d), and (f) we observe similar trends in the magnetic field dependence of the transitions originating from the initial state $|7\rangle$, except that there is no group-III transitions as state $|7\rangle$ is not fully spin-polarized. As many as 4 transitions out of this state display a marked magnetic field dependence, and the final states populated by these transitions ($|1\rangle$, $|3\rangle$, $|4\rangle$, and $|5\rangle$) have the opposite nuclear spin projection to the initial state $|7\rangle$.

The magnetic field dependence can be explained by examining the initial and final Zeeman states involved in these group-II transitions. At any finite magnetic field and $N > 0$, M_N and M_I are not good quantum numbers because of the nuclear spin-rotation interaction

mixing. The molecular eigenstates $|4\rangle$, $|5\rangle$, $|6\rangle$, and $|7\rangle$ can be written as a superposition of two uncoupled basis states $|N, M_N, M_I\rangle$

$$|\gamma\rangle = c_{\gamma;1}|N = 1, M_N, M_I\rangle + c_{\gamma;2}|N = 1, M'_N, M'_I\rangle. \quad (13)$$

To obtain the mixing coefficients $c_{7;1}$ and $c_{7;2}$, consider the representation of molecular Hamiltonian (3) in the basis $\{|1, M_N, M_I\rangle, |1, M'_N, M'_I\rangle\}$

$$H = \begin{pmatrix} 2B_e + B_0\mu_I(g_I M_I + g_N M_N) + AM_N M_I & A\sqrt{2 - M_N(M_N + 1)}\sqrt{3/4 - M_I(M_I - 1)} \\ A\sqrt{2 - M'_N(M'_N - 1)}\sqrt{3/4 - M'_I(M'_I + 1)} & 2B_e + B_0\mu_I(g_I M'_I + g_N M'_N) + AM'_N M'_I \end{pmatrix} \quad (14)$$

The diagonal matrix elements are composed of the rotational, Zeeman and spin-rotation contributions, whereas the off-diagonal elements are due to the spin-rotation interaction.

To be specific, we choose to examine the magnetic field dependence of eigenstates $|5\rangle$ and $|7\rangle$ composed of the basis states $|1, 0, 1/2\rangle$ and $|1, 1, -1/2\rangle$. In the basis of these states the matrix (14) takes the form (in units of cm^{-1})

$$H = \begin{pmatrix} 3.675940 + B(0.0001785) & 8.209 \times 10^{-7} \\ 8.209 \times 10^{-7} & 3.67594056 + B(-0.0001126) \end{pmatrix} \quad (15)$$

At low magnetic fields, the diagonal matrix elements are nearly degenerate, and hence the uncoupled basis states are strongly mixed by the off-diagonal spin-rotation interaction terms. As the field increases, the degeneracy is lifted and the eigenstates of the Hamiltonian become progressively closer to the bare uncoupled states $|1, M_N, M_I\rangle$.

We can see this more directly by looking at the eigenvectors of our model 2×2 Hamiltonian

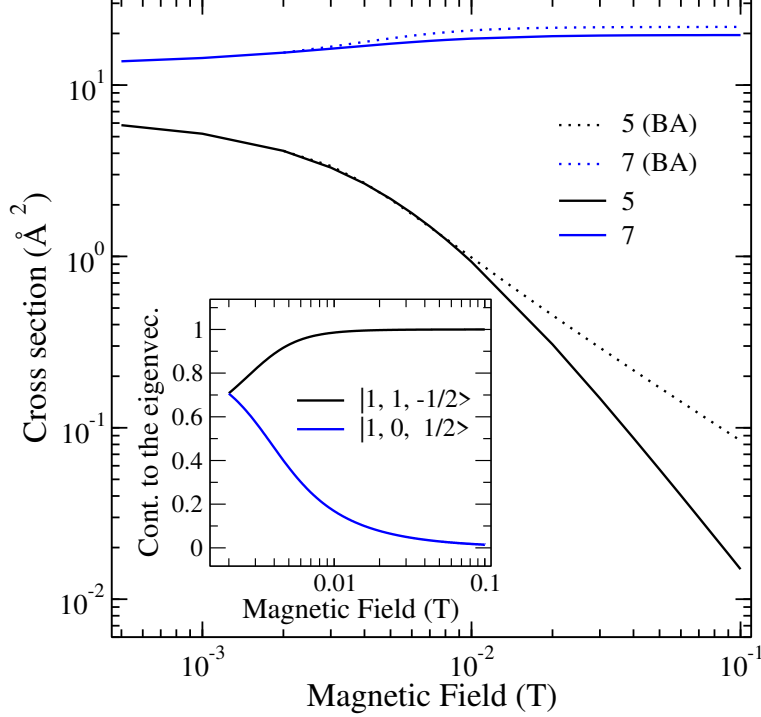


Figure 9: Magnetic field dependence of He + CO state-to-state cross sections for the initial state $|8\rangle$ and final states $|5\rangle$ and $|7\rangle$ at a collision energy of 2 K. Solid lines – cross sections calculated using the accurate CC method. Dashed lines – results obtained in the Born approximation (BA). The insert shows the contribution of the basis states $|N, M_N, M_I\rangle$ to state $|5\rangle$ as a function of magnetic field.

(14)

$$\begin{aligned}
 |7\rangle &= \cos(\theta/2)|1, 0, 1/2\rangle + \sin(\theta/2)|1, 1, -1/2\rangle, \\
 |5\rangle &= -\sin(\theta/2)|1, 0, 1/2\rangle + \cos(\theta/2)|1, 1, -1/2\rangle, \\
 \tan \theta &= \left(\frac{\sqrt{2}\gamma}{B\mu(g_N - g_I) + \frac{\gamma}{2}} \right),
 \end{aligned}
 \tag{16}$$

where the amplitudes $\cos(\frac{\theta}{2})$ and $\sin(\frac{\theta}{2})$ approximate the coefficients $c_{\gamma;1}$ and $c_{\gamma;2}$ in Eq. (13). In the strong magnetic field limit, the argument $x = \sqrt{2}\gamma/(B\mu(g_N - g_I) + \frac{\gamma}{2})$ is small. Replacing $\tan(x) \rightarrow x$, we obtain $\theta \simeq C/B$, where $C = \sqrt{2}\gamma/\mu(g_N - g_I)$.

In the insert of Fig. 9, we plot the eigenvector components of the eigenstate $|5\rangle$ vs. magnetic field. We see that as the field increases, the spin-up component of state $|5\rangle$ decreases, and the eigenstate approaches the bare state $|1, 1, -1/2\rangle$. This numerical result agrees with Eq. (16), which predicts $|5\rangle \rightarrow |1, 1, -1/2\rangle$ at large B , where $\theta \simeq C/B \rightarrow 0$.

Having discussed the magnetic field dependence of the Zeeman states, we can now calculate the inelastic cross sections between these states in the first Born approximation (here and throughout this work, we use atomic units, where $\hbar = 1$)

$$\sigma_{i \rightarrow j}^B = \frac{\mu^2}{4\pi^2} \left| \int e^{i\mathbf{q}\cdot\mathbf{R}} V_{ij}(\mathbf{R}) d^3R \right|^2, \quad (17)$$

where \mathbf{q} is the transferred momentum, and $V_{ij}(\mathbf{R})$ is the matrix element of the interaction potential between the eigenstates $|i\rangle$ and $|j\rangle$. Expanding our initial and final states in the bare state basis $|N, M_N, M_I\rangle$ defined above

$$\begin{aligned} |i\rangle &= c_{i1}|1, M_{N_i}, 1/2\rangle + c_{i2}|1, M'_{N_i}, -1/2\rangle \\ |j\rangle &= c_{j1}|1, M_{N_j}, 1/2\rangle + c_{j2}|1, M'_{N_j}, -1/2\rangle. \end{aligned} \quad (18)$$

the cross sections in the Born approximation (17) can be written as

$$\begin{aligned} \sigma_{i \rightarrow j}^B &= \frac{\mu^2}{4\pi^2} \left| \int e^{i\mathbf{q}\cdot\mathbf{R}} (c_{i1}c_{j1}\langle 1, M_{N_j}, 1/2|V|1, M_{N_i}, 1/2\rangle + c_{i1}c_{j2}\langle 1, M'_{N_j}, -1/2|V|1, M_{N_i}, 1/2\rangle \right. \\ &\quad \left. + c_{j1}c_{i2}\langle 1, M_{N_j}, 1/2|V|1, M'_{N_i}, -1/2\rangle + c_{i2}c_{j2}\langle 1, M'_{N_j}, -1/2|V|1, M'_{N_i}, -1/2\rangle) d^3R \right|^2 \end{aligned} \quad (19)$$

The atom-molecule interaction PES is independent of the nuclear spin, and hence diagonal in M_I . We can thus rewrite Eq. (19) as

$$\begin{aligned} \sigma_{i \rightarrow j} &= \frac{\mu^2}{4\pi^2} \left| \int e^{i\mathbf{q}\cdot\mathbf{R}} (c_{i1}c_{j1}\langle 1, M_{N_j}, 1/2|V|1, M_{N_i}, 1/2\rangle \right. \\ &\quad \left. + c_{i2}c_{j2}\langle 1, M'_{N_j}, -1/2|V|1, M'_{N_i}, -1/2\rangle) d^3R \right|^2. \end{aligned} \quad (20)$$

For simplicity, we will consider the case of the fully spin-polarized initial Zeeman state such

as $|8\rangle$, where $c_{i2} = 0$, and Eq. (20) simplifies to

$$\begin{aligned}\sigma_{8\rightarrow 7} &= \frac{\mu^2}{4\pi^2} \cos^2(\theta/2) \left| \int e^{i\mathbf{q}\cdot\mathbf{R}} \langle 1, 1, 1/2 | V | 1, 0, 1/2 \rangle d^3 R \right|^2, \\ \sigma_{8\rightarrow 5} &= \frac{\mu^2}{4\pi^2} \sin^2(\theta/2) \left| \int e^{i\mathbf{q}\cdot\mathbf{R}} \langle 1, 1, 1/2 | V | 1, 0, 1/2 \rangle d^3 R \right|^2,\end{aligned}\tag{21}$$

where $\sigma_{8\rightarrow 7}$ is the cross section for the nuclear spin-conserving transition $|8\rangle \rightarrow |7\rangle$ and $\sigma_{8\rightarrow 5}$ is the cross section for the nuclear spin-flipping transition $|8\rangle \rightarrow |5\rangle$. The prefactors $\cos^2(\theta/2)$ and $\sin^2(\theta/2)$ give the magnetic field scaling of the inelastic cross sections.

The cross sections calculated using Eq. (21) are compared with accurate CC calculations in Fig. 9. The cross section $\sigma_{8\rightarrow 5}$ decreases with increasing magnetic field. This trend is qualitatively reproduced by the Born approximation, which makes clear that the decline of the cross section $\sigma_{8\rightarrow 5}$ is caused by the decreasing mixing between the different nuclear spin components of the eigenstate $|5\rangle$ in Eq. (21). As stated above, the mixing angle scales as $\theta \simeq B^{-1}$ in the large B -field limit, and thus $\sigma_{8\rightarrow 5} \simeq B^{-2}$.

In contrast, the cross section for the $|8\rangle \rightarrow |7\rangle$ transition tends to a constant value in the high B -field limit due to the mixing coefficient $\cos^2(\theta/2)$ in Eq. (21) approaching unity as $\theta \rightarrow 0$. At higher fields, the cross sections computed in the Born approximation start to deviate from the accurate CC results. This could be a consequence of multichannel effects, which become more pronounced as the cross sections become smaller at higher B -fields. The Born approximation does, however, capture the overall trend in the magnetic field dependence of scattering cross sections observed in accurate CC calculations.

3.4 Nuclear spin relaxation dynamics of CO molecules immersed in a cold He buffer gas

In this section we examine the relaxation dynamics of CO molecules prepared in a single $N = 0$ nuclear spin sublevel in cold collisions with He atoms. To this end, we use the standard rate

equations,^{74–76} which describe the time evolution of populations of the individual molecular eigenstates $|m\rangle$

$$\dot{\rho}_{mm}(t) = \sum_{n \neq m} \rho_{nn}(t) W_{mn} - \rho_{mm}(t) \sum_{n \neq m} W_{nm}, \quad (22)$$

where $W_{mn} = K_{n \rightarrow m} n_{\text{He}}$ are the rates for the transitions $|n\rangle \rightarrow |m\rangle$ induced by collisions with helium atoms, n_{He} is the atomic density (we assume that $n_{\text{He}} \gg n_{\text{CO}}$), and $\rho_{nn}(t)$ is the diagonal density matrix element (the population of state $|n\rangle$) at the time t . The He + CO bimolecular transition rates are obtained from rigorous CC calculations as described above, and we take $n_{\text{He}} = 10^{14} \text{ cm}^{-3}$.

Figure 10 shows the time evolution of populations of the lowest nuclear spin states of CO molecules initially prepared in the pure nuclear spin state $|2\rangle$. These results are obtained by solving the rate equations (22) numerically using a basis set including the 8 lowest hyperfine states of CO (see Fig. 1). The population of the initial state $|2\rangle$ relaxes to equilibrium due to collisions with buffer gas atoms. The equilibrium state is given by the Boltzmann distribution $\rho_{ij}^{\text{eq}} = \delta_{ij} e^{-E_i/k_B T} / Z$, where Z is the partition function. At $T \ll 2B_e/k_B$, only the $N = 0$ nuclear spin sublevels are thermally populated. The energy gap between the $N = 0$ nuclear spin sublevels of CO is extremely small compared to $k_B T$ at $T \geq 1$ mK and $B < 0.1$ T [see Fig. 1], so we expect $\rho_{11}^{\text{eq}} = \rho_{22}^{\text{eq}} \simeq 1/2$ as is indeed observed in Figs. 10(a) and (b). At $T = 2$ K a small fraction of the overall population ($< 10\%$) ends up in $N = 1$ rotational states as this temperature is no longer negligibly small compared to the rotational spacing between the $N = 0$ and $N = 1$ levels (5.3 K).

The relaxation timescale is strongly temperature dependent. At $T = 0.5$ K the relaxation is extremely slow, and thermal equilibrium is only reached on the timescale of hundreds of seconds. At higher temperatures the relaxation occurs much faster, taking $\simeq 0.5$ s at 2 K. Table 1 lists the nuclear spin relaxation times of CO molecules obtained by fitting the time dynamics of state populations in Fig. 10 to an exponential form $\rho_{22}(t) = \frac{1}{2}(1 + e^{-t/T_1})$.

The drastic increase of the relaxation time of state $|2\rangle$ at lower temperatures can be

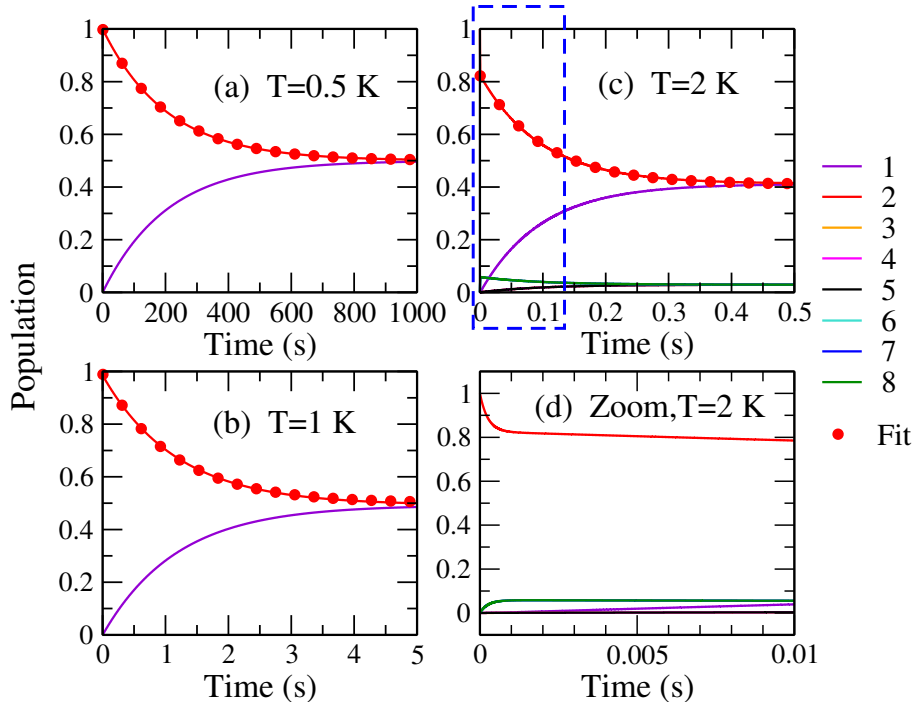


Figure 10: Time dynamics of CO nuclear spin state populations in cold collisions with He atoms at different temperatures: (a) $T = 0.5$ K, (b) $T = 1$ K and (c) $T = 2$ K, respectively. Panel (d) shows details of short-time dynamics at $T = 2$ K. The red dots denote the exponential fit (see the text).

explained by the extremely small transition rates for the nuclear spin changing transitions $|2\rangle \leftrightarrow |1\rangle$ (see Fig. 5), which lead to equilibration of the nuclear spin degrees of freedom. The opposite trend is observed at higher temperatures, where the relaxation times decrease dramatically due to the corresponding increase of the $|2\rangle \leftrightarrow |1\rangle$ transition rates.

We finally note that the nuclear spin relaxation times of CO molecules are moderately sensitive to the interaction PES (to within a factor of two), as shown in Appendix A.

Table 1: Nuclear spin relaxation times of CO molecules in the nuclear spin state $|2\rangle$ ($|N = 0, M_I = 1/2\rangle$) in collisions with He atoms. The magnetic field is 0.05 T.

$T(K)$	0.5	1.0	2.0
$T_1(s)$	205	1.12	0.098

4 Summary and conclusions

We have developed a rigorous CC methodology for quantum nuclear spin dynamics in cold, weakly anisotropic collisions between $^1\Sigma$ molecules and structureless atoms in the presence of an external magnetic field. As in all CC methods, the solution of the time-independent Schrödinger equation is expanded in a channel basis set. Here, we use a basis set composed of direct products of rotational and nuclear spin basis functions of the diatomic molecule. The theory is conceptually similar to the one developed previously for electron spin depolarization in cold atom-molecule collisions,^{9,10} in which the electron spin basis functions are here replaced by their nuclear spin counterparts. Nonetheless, our calculations show that nuclear spin relaxation occurs much more slowly than electron spin relaxation due to the much weaker interactions of nuclear spins with the rotational degrees of freedom.

We apply our methodology to study transitions between the different nuclear spin sublevels of $^{13}\text{C}^{16}\text{O}$ in cold collisions with ^4He buffer gas atoms. This system is experimentally relevant as buffer gas cooled diatomic and polyatomic molecules have been probed spectroscopically in a number of recent experiments.²⁵⁻³⁴ We perform rigorous coupled-channel quantum scattering calculations based on an accurate *ab initio* potential energy surface of He-CO, focusing on transitions between the nuclear spin sublevels of the ground ($N = 0$) and the first excited ($N = 1$) rotational states.

Our calculations show that state-to-state transitions between the nuclear spin sublevels of polar molecules (such as CO) in cold collisions with buffer-gas atoms (such as He) are governed by several selection rules. The transition probability depends on (i) whether the nuclear spin projection of the initial state changes in a collision and (ii) whether the initial and final states are fully spin-polarized. The dominant transitions that belong to group I conserve the nuclear spin projection M_I but change either N or M_N . Group II transitions, which change M_I and occur between non fully polarized initial and/or final Zeeman states, are three orders of magnitude slower. Finally, the weakest group-III transitions change M_I

and occur between the fully polarized initial and final Zeeman states. This hierarchy of transitions is expected: based on the weakness of the nuclear spin-rotation coupling between the different rotational-Zeeman levels, one could predict that the strongest transitions would be those that conserve M_I . In addition, similar propensity rules for electron spin-rotational transitions were found in our previous work on cold $^4\text{He} + ^{40}\text{CaH}$ collisions.⁷¹ However, because the rotational-Zeeman levels are coupled in a non-trivial way by the anisotropy of the atom-molecule interaction potential, only rigorous quantum scattering calculations can provide quantitative insight into the hierarchy of transitions.

We find that only group II transitions have a marked magnetic field dependence. The origin of this dependence is the field-induced mixing between the different spin-rotational basis functions that compose the initial and final molecular eigenstates. Specifically, as the magnetic field increases, the eigenstates become more polarized, i.e., they acquire a definite value of the nuclear spin projection M_I . Because the atom-molecule interaction potential is diagonal in M_I , both the initial and final states must have the same value of M_I for the transition to occur in the first order. As a result, the cross sections for group-II transitions originating from the fully spin-polarized eigenstates, are proportional to the overlap between the nuclear spin components of the initial and final states. This overlap is most strongly field-dependent when the initial and final states have the magnetic g -factors of the opposite sign, such as the states $|8\rangle$ and $|5\rangle$ in Fig. 1. In this case, the overlap scales as $1/B$, and the inelastic cross section as $1/B^2$.

In contrast, for group-I transitions the nuclear spin overlap factor depends on the magnetic field only weakly since both the initial and final states have the same M_I values. For group-III transitions, the nuclear spin overlap is zero at all magnetic fields, and transitions occur through an indirect mechanism involving field-independent couplings to rotationally excited states. We observe a number of Feshbach resonances in the collision energy dependence of the integral cross sections, which are particularly pronounced for group-III transitions.

Finally, we explored the time dynamics of nuclear spin relaxation of CO molecules immersed in a cold gas of He atoms using rate equation simulations based on the CC collision rates computed in this work. While the relaxation times of the $N = 0$ nuclear spin sublevels are extremely long at very low temperatures ($T \ll 2B_e/k_B$), they decline sharply with increasing temperature due to a dramatic increase in the nuclear spin flipping rates. Our simulations thus indicate that preparing long-lived nuclear spin sublevels of diatomic molecules in inert buffer gases would require cooling the molecules to temperatures much lower than the spacing between the $N = 0$ and $N = 1$ rotational states.

Because spin-flipping transitions in the $N = 0$ manifold belong to group III (and hence their cross sections are extremely small), the extremely long relaxation times might be expected. However, the precise values of collision rates responsible for the nuclear spin relaxation timescales cannot be determined without performing the rigorous quantum scattering calculations reported here.

Acknowledgements

We thank Jonathan Weinstein for stimulating discussions, and Balakrishnan Naduvalath for providing the results of quantum dynamics calculations of cold $^4\text{He} + ^{12}\text{C}^{16}\text{O}$ collisions.^{58,61} This work was supported by the NSF through the CAREER program (PHY-2045681).

Appendix A: Sensitivity to the interaction potential

In this section we explore the sensitivity of $^4\text{He} + ^{13}\text{C}^{16}\text{O}$ collision cross sections, rate constants, and relaxation times to small changes in the interaction potential. This is necessary because low-temperature scattering observables are known to be strongly affected by such changes,^{4,20} and the accuracy of *ab initio* interaction potentials, such as the He-CO potential used in this work, is limited. To vary the interaction potential, we multiply it by a constant

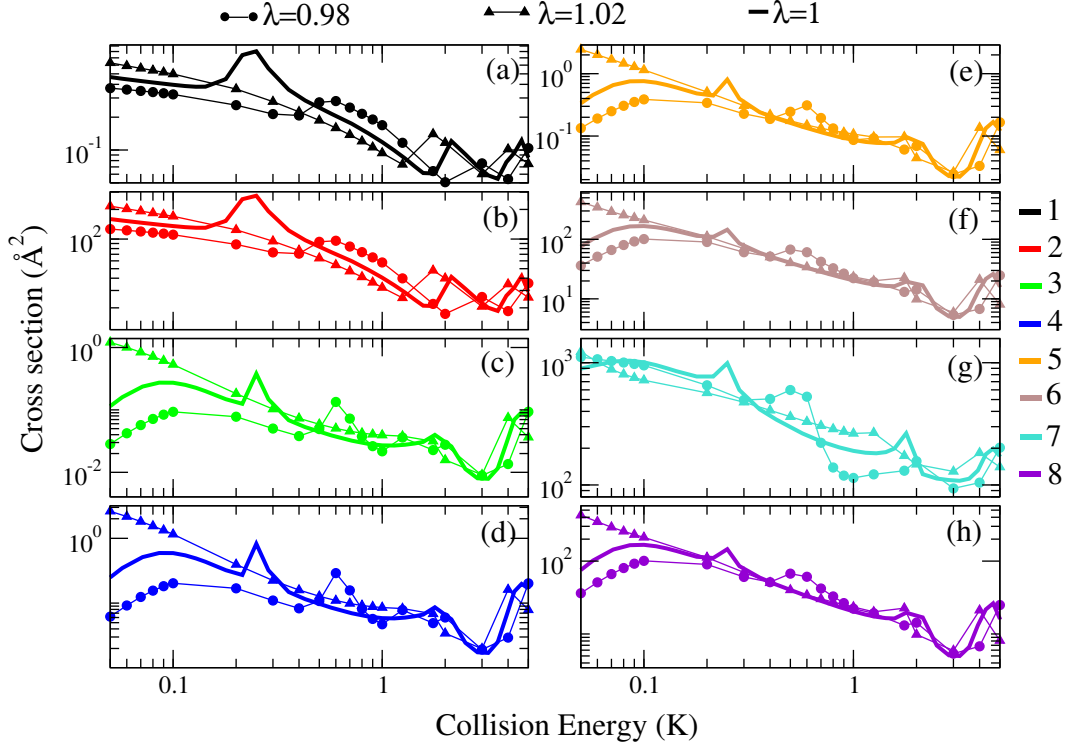


Figure 11: State-to-state cross sections for He + CO collisions from the initial state $|7\rangle$ as a function of collision energy. Each panel represents a different final state starting from $|1\rangle$ and ending with $|8\rangle$. The magnetic field is 0.05 T.

scaling factor λ as done in previous theoretical work.²⁰ As the He-CO scattering calculations are computationally intensive, we choose two values of the scaling parameter, $\lambda = 1.02$ and $\lambda = 0.98$, to explore the range of uncertainty in the He-CO interaction potential of $\pm 2\%$.

Figures 11 and 12 show the cross sections for the initial states $|7\rangle$ and $|8\rangle$ to all final states calculated for the unscaled ($\lambda = 1$) and scaled interaction potentials. We observe that altering the potential changes the background values of scattering cross sections and shifts the positions of scattering resonances. This is expected as the scaling changes the positions of the last bound states of the He-CO collision complex, which are responsible for Feshbach resonances. The changes are particularly pronounced in the s-wave regime below 0.1 K.

Table 2 lists the state-to-state He-CO collision rates calculated with unscaled ($\lambda = 1$) and scaled ($\lambda = 0.98, 1.02$) interaction PESs. While the largest rates do not change significantly upon PES scaling, the smaller rates that correspond to group-II and group-III transitions

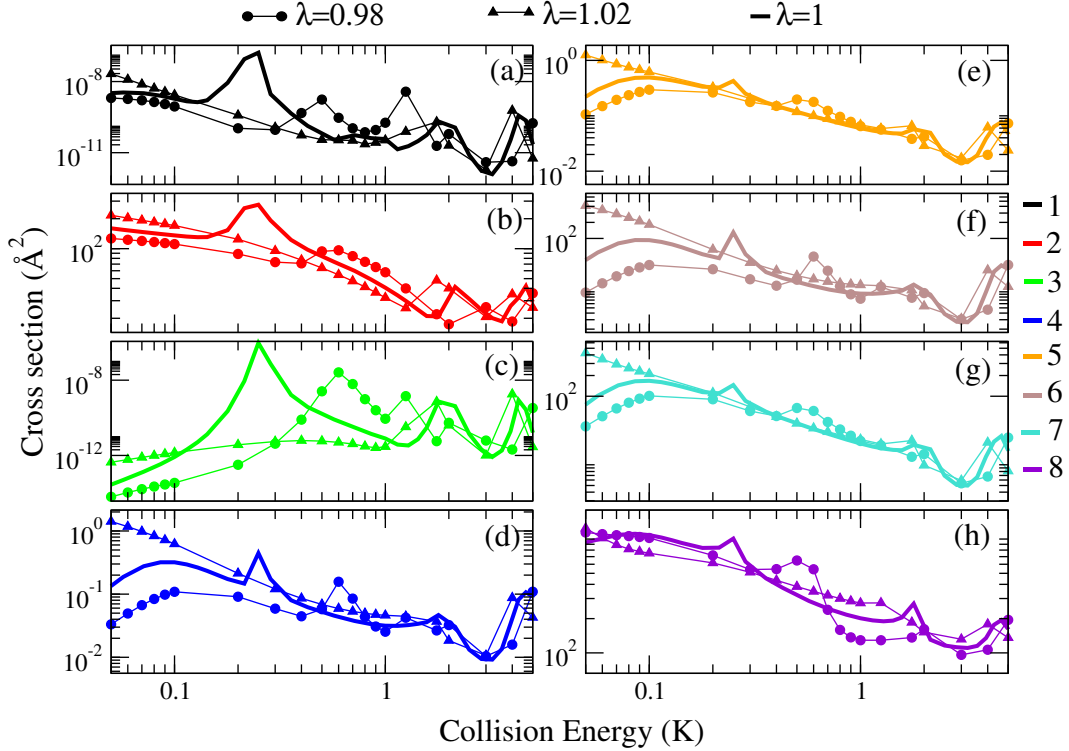


Figure 12: State-to-state cross sections for He + CO collisions from the initial state $|8\rangle$ as a function of collision energy. Each panel represents a different final state starting from $|1\rangle$ and ending with $|8\rangle$. The magnetic field is 0.05 T.

are more sensitive to the PES. The most sensitive are group-III transitions, whose rates are the smallest, and most affected by scattering resonances.

Lastly, we explore the sensitivity of nuclear spin relaxation dynamics to small changes in the He-CO interaction PES. Figure 13 shows the time evolution of the populations of the lowest nuclear spin states of CO initially prepared in the pure nuclear spin state $|2\rangle$ for unscaled ($\lambda = 0$) and scaled ($\lambda = 0.98, 1.02$) interaction potentials. We observe that although changing the interaction potential has an impact on the details of relaxation dynamics, the qualitative features of the dynamics are not affected. This is because the relaxation timescales are determined by many state-to-state transitions, and the overall effect of the interaction PES on these transition rates tends to average out. The nuclear spin relaxation times of CO molecules in a buffer gas of He listed in Table 3 are seen to change by a factor of two when the interaction PES is varied by $\pm 2\%$.

Table 2: State-to-state He + CO collision rates calculated for the unscaled PES (the last column) and scaled PESs (the first and second columns). These transitions were calculated at 0.5 K. The magnetic field is 0.05 T.

transition	+2%	-2%	unchanged
$ 1\rangle \rightarrow 2\rangle$	5.45×10^{-23}	3.26×10^{-24}	6.69×10^{-23}
$ 1\rangle \rightarrow 8\rangle$	8.06×10^{-27}	1.23×10^{-26}	5.10×10^{-26}
$ 2\rangle \rightarrow 1\rangle$	5.45×10^{-23}	3.27×10^{-24}	6.37×10^{-23}
$ 2\rangle \rightarrow 3\rangle$	8.06×10^{-27}	1.24×10^{-26}	5.10×10^{-26}
$ 3\rangle \rightarrow 2\rangle$	2.38×10^{-22}	3.65×10^{-22}	2.00×10^{-21}
$ 3\rangle \rightarrow 8\rangle$	2.24×10^{-23}	1.66×10^{-21}	1.25×10^{-20}
$ 6\rangle \rightarrow 3\rangle$	1.05×10^{-13}	9.01×10^{-14}	7.01×10^{-14}
$ 8\rangle \rightarrow 1\rangle$	2.38×10^{-22}	3.64×10^{-22}	2.00×10^{-21}
$ 8\rangle \rightarrow 2\rangle$	3.72×10^{-11}	3.95×10^{-11}	3.81×10^{-11}
$ 8\rangle \rightarrow 3\rangle$	2.23×10^{-23}	1.66×10^{-21}	1.25×10^{-20}
$ 8\rangle \rightarrow 6\rangle$	1.92×10^{-11}	9.97×10^{-12}	8.89×10^{-12}

Table 3: Nuclear spin relaxation times of CO molecules in the nuclear spin state $|2\rangle$ ($|N = 0, M_I = 1/2\rangle$) in collisions with He atoms at $T = 0.5$ K. The magnetic field is 0.05 T.

PES type	Unscaled	$\lambda = 1.02$	$\lambda = 0.98$
T_1 (s)	205	111	137

Appendix B: Comparison with previous He + CO calculations

To test our newly developed quantum scattering code, we calculated the cross sections for rotational relaxation in ${}^4\text{He} + {}^{12}\text{C}^{16}\text{O}$ collisions as a function of collision energy. The results are compared in Fig. 14 with the reference calculations performed by Balakrishnan *et al.*⁵⁸ and by Yang *et al.*⁶¹ Note that the ${}^{12}\text{C}^{16}\text{O}$ isotope lacks the nuclear spin, so these calculations (unlike those on ${}^4\text{He} + {}^{13}\text{C}^{16}\text{O}$) do not account for it. In order to compare with the previous results computed using a total angular momentum basis,^{58,61} we averaged our M_N -resolved cross sections over the three degenerate M_N components of the $N = 1$ initial state.

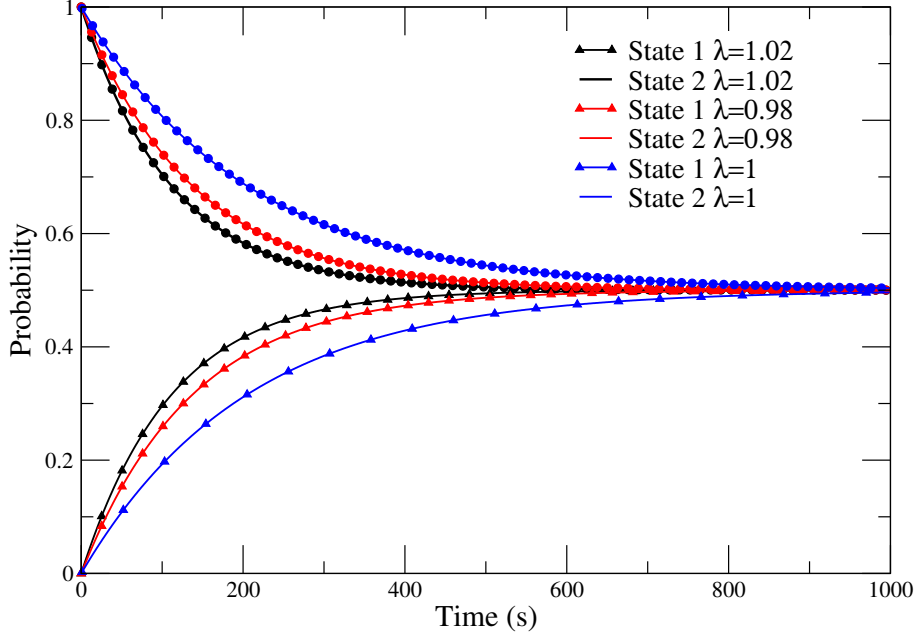


Figure 13: Time dynamics of the nuclear spin state populations of CO in cold collisions with He atoms at $T = 0.5$ K for the unscaled and scaled He-CO interaction potentials. The dots denote the exponential fits, which provide the T_1 times.

As shown in Fig. 14, our cross sections are in good agreement with the reference values at collision energies above 1 cm^{-1} . In particular, the positions and widths of five scattering resonances, which occur between 1 and 10 cm^{-1} , agree closely. We observe a significant discrepancy at the lowest-energy resonance at $E = 0.7 \text{ cm}^{-1}$ and in the s -wave threshold regime, where our results are above the reference values. We attribute these discrepancies to small differences in the rotational constants of CO, and in the reduced masses of He-CO used in the present and the previous^{58,61} calculations. It is well established that such small differences can have a large effect on scattering observables at ultralow temperatures.^{4,20}

Appendix C: PES scaling

Here, we describe the scaling of the He-CO PES, which is necessary to account for the shift of the center of mass of ^{13}CO compared to ^{12}CO . To this end we follow the procedure described in Ref. 77. The transformation between the He- $^{13}\text{C}^{16}\text{O}$ Jacobi coordinates (R, r, θ) and the

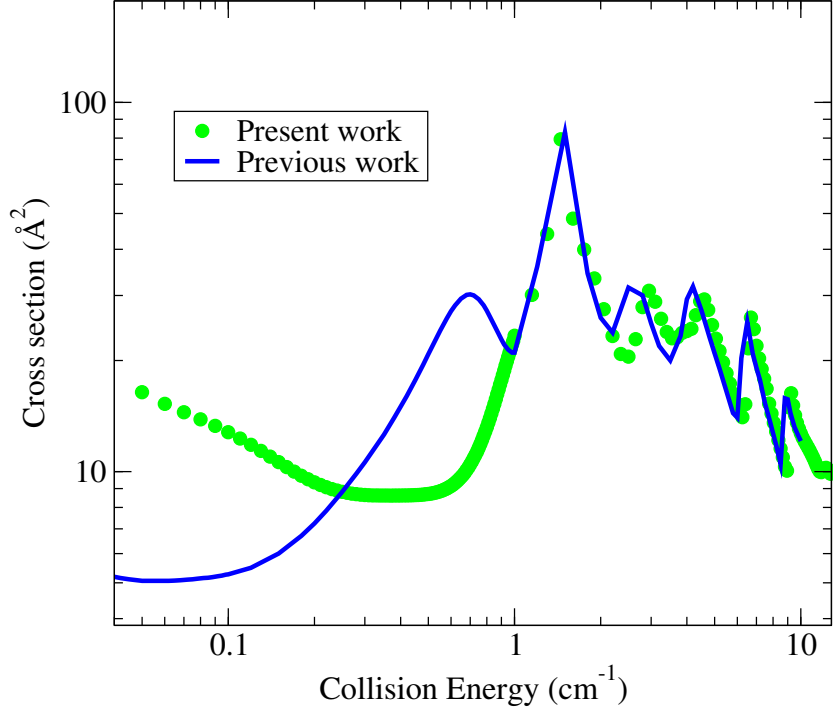


Figure 14: Collision energy dependence of the inelastic cross section for the $N = 1 \rightarrow 0$ transition in ${}^4\text{He} + {}^{12}\text{C}^{16}\text{O}$ collisions calculated using the present code (green/grey dots). The results of independent quantum scattering calculations^{58,61} are shown as the solid blue (grey) line.

He- ${}^{12}\text{C}^{16}\text{O}$ Jacobi coordinates R', r', θ' is given by (assuming $r = r'$)

$$\begin{aligned}
 R &= R' \sqrt{1 + (\Delta/R')^2 - 2\Delta/R' \cos \theta'}, \\
 \theta &= \arccos \left(\frac{R' \cos \theta' - \Delta}{R} \right),
 \end{aligned}
 \tag{23}$$

where Δ is the shift of the center of mass position between ${}^{13}\text{C}^{16}\text{O}$ and ${}^{12}\text{C}^{16}\text{O}$.

Appendix D: Magnetic field dependence of He + CO cross sections for the initial states $|3\rangle$, $|4\rangle$, $|5\rangle$ and $|6\rangle$.

The magnetic field dependence of the cross sections for the initial states $|1\rangle$, $|2\rangle$, $|7\rangle$, and $|8\rangle$ is discussed in the main text (see section III C). Here, we present additional results for the

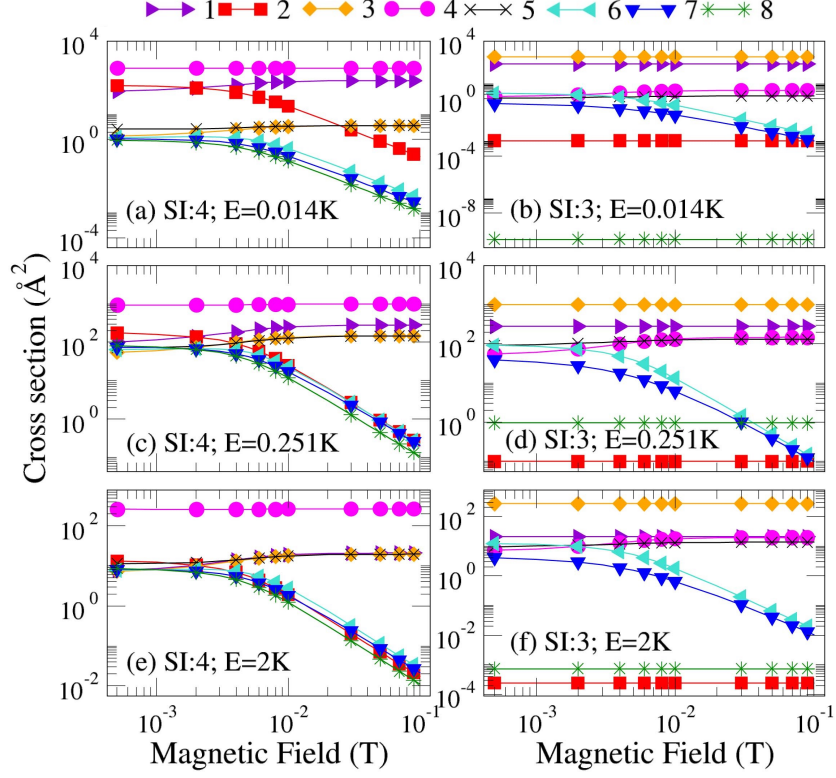


Figure 15: Magnetic field dependence of state-to-state cross sections for ${}^4\text{He} + {}^{13}\text{C}^{16}\text{O}$ collisions. The collision energy and the initial state index are indicated in each panel. The cross sections $\sigma_{3\rightarrow 2}$ and $\sigma_{3\rightarrow 8}$ are multiplied by 10^6 to aid visibility. The various color-coded symbols indicate the final state indices (SIs) specified in Fig. 1.

initial states $|3\rangle$, $|4\rangle$, $|5\rangle$ and $|6\rangle$ (see Figs. 15 and 16).

In Figs. 15(b), (d), and (f), we observe three groups of transitions for the fully spin-stretched initial state $|3\rangle$ in the $N = 1$ manifold. As discussed in the main text, nuclear spin-conserving (group I) transitions to the final states $|1\rangle$, $|4\rangle$ and $|5\rangle$ are magnetic field-independent. The nuclear spin-flipping transitions involving the fully spin-polarized final states $|2\rangle$ and $|8\rangle$ belong to group III and have the smallest cross sections, which show no magnetic field dependence as well. Only group II transitions have a significant magnetic field dependence.

The initial state $|4\rangle$ is not fully spin polarized, so transitions out of this state can belong to either group I or group II. In panels (a), (c), and (e) of Fig. 15, we show the cross sections for these transitions. As before, nuclear spin-conserving transitions to final states $|1\rangle$, $|3\rangle$ and

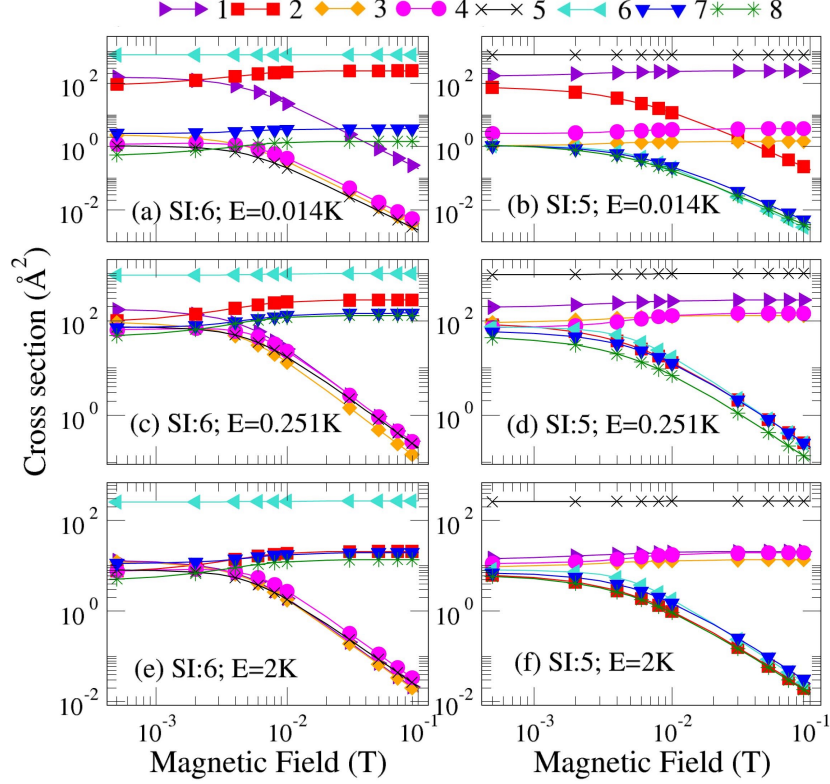


Figure 16: Magnetic field dependence of state-to-state cross sections for $^4\text{He} + ^{13}\text{C}^{16}\text{O}$ collisions. The collision energy and the initial state index are indicated in each panel. The various color-coded symbols indicate the final state indices (SIs) specified in Fig. 1.

$|5\rangle$ (group-I transitions) are independent of magnetic field. In contrast, nuclear spin-flipping transitions from group II populating the final states $|2\rangle$, $|6\rangle$, $|7\rangle$ and $|8\rangle$ display a strong magnetic field dependence.

Figure 16 shows the cross sections for the initial states $|5\rangle$ and $|6\rangle$. We observe very similar trends to those discussed above for the initial states $|3\rangle$ and $|4\rangle$. The transitions can be classified in two groups: Group I ($|5\rangle \rightarrow |1\rangle, |3\rangle, |4\rangle$; $|6\rangle \rightarrow |2\rangle, |7\rangle, |8\rangle$) and group II ($|5\rangle \rightarrow |2\rangle, |6\rangle, |7\rangle, |8\rangle$; $|6\rangle \rightarrow |1\rangle, |3\rangle, |4\rangle, |5\rangle$).

References

- (1) Carr, L. D.; DeMille, D.; Krems, R. V.; Ye, J. Cold and ultracold molecules: science, technology and applications. *New J. Phys.* **2009**, *11*, 055049.

- (2) Lemeshko, M.; Krems, R. V.; Doyle, J. M.; Kais, S. Manipulation of molecules with electromagnetic fields. *Mol. Phys.* **2013**, *111*, 1648–82.
- (3) Krems, R. V. Cold Controlled Chemistry. *Phys. Chem. Chem. Phys.* **2008**, *10*, 4079–4092.
- (4) Balakrishnan, N. Perspective: Ultracold molecules and the dawn of cold controlled chemistry. *J. Chem. Phys.* **2016**, *145*, 150901.
- (5) Bohn, J. L.; Rey, A. M.; Ye, J. Cold molecules: Progress in quantum engineering of chemistry and quantum matter. *Science* **2017**, *357*, 1002–1010.
- (6) Hutzler, N. R. Polyatomic molecules as quantum sensors for fundamental physics. *Quantum Sci. Technol.* **2020**, *5*, 044011.
- (7) Lara, M.; Bohn, J. L.; Potter, D.; Soldán, P.; Hutson, J. M. Ultracold Rb-OH Collisions and Prospects for Sympathetic Cooling. *Phys. Rev. Lett.* **2006**, *97*, 183201.
- (8) Tscherbul, T. V.; Kłos, J.; Buchachenko, A. A. Ultracold spin-polarized mixtures of $^2\Sigma$ molecules with S -state atoms: Collisional stability and implications for sympathetic cooling. *Phys. Rev. A* **2011**, *84*, 040701.
- (9) Volpi, A.; Bohn, J. L. Magnetic-field effects in ultracold molecular collisions. *Phys. Rev. A* **2002**, *65*, 052712.
- (10) Krems, R. V.; Dalgarno, A. Quantum-mechanical theory of atom-molecule and molecular collisions in a magnetic field: Spin depolarization. *J. Chem. Phys.* **2004**, *120*, 2296–2307.
- (11) Weinstein, J.; deCarvalho, R.; Guillet, T.; Friedrich, B.; Doyle, J. M. Magnetic Trapping of Calcium Monohydride Molecules at Millikelvin Temperatures. *Nature* **1998**, *395*, 148–150.

- (12) Campbell, W. C.; Tscherbul, T. V.; Lu, H.-I.; Tsikata, E.; Krems, R. V.; Doyle, J. M. Mechanism of Collisional Spin Relaxation in $^3\Sigma$ Molecules. *Phys. Rev. Lett.* **2009**, *102*, 013003.
- (13) Hummon, M. T.; Tscherbul, T. V.; Kłos, J.; Lu, H.-I.; Tsikata, E.; Campbell, W. C.; Dalgarno, A.; Doyle, J. M. Cold N + NH Collisions in a Magnetic Trap. *Phys. Rev. Lett.* **2011**, *106*, 053201.
- (14) Singh, V.; Hardman, K. S.; Lu, M.-J.; Ellis, A.; Morrison, M. J.; Weinstein, J. D. Inelastic collisions of CaH with He at cryogenic temperatures. *Mol. Phys.* **2013**, *111*, 1711–1715.
- (15) Segev, Y.; Pitzer, M.; Karpov, M.; Akerman, N.; Narevicius, J.; Narevicius, E. Collisions between cold molecules in a superconducting magnetic trap. *Nature* **2019**, *572*, 189–193.
- (16) Son, H.; Park, J. J.; Ketterle, W.; Jamison, A. O. Collisional cooling of ultracold molecules. *Nature* **2020**, *580*, 197–200.
- (17) Jurgilas, S.; Chakraborty, A.; Rich, C. J. H.; Caldwell, L.; Williams, H. J.; Fitch, N. J.; Sauer, B. E.; Frye, M. D.; Hutson, J. M.; Tarbutt, M. R. Collisions between Ultracold Molecules and Atoms in a Magnetic Trap. *Phys. Rev. Lett.* **2021**, *126*, 153401.
- (18) Suleimanov, Y. V.; Tscherbul, T. V.; Krems, R. V. Efficient method for quantum calculations of molecule-molecule scattering properties in a magnetic field. *J. Chem. Phys.* **2012**, *137*, 024103.
- (19) Morita, M.; Kosicki, M. B.; Żuchowski, P. S.; Tscherbul, T. V. Atom-molecule collisions, spin relaxation, and sympathetic cooling in an ultracold spin-polarized Rb(2S) – SrF($^2\Sigma^+$) mixture. *Phys. Rev. A* **2018**, *98*, 042702.

- (20) Morita, M.; Krems, R. V.; Tscherbul, T. V. Universal Probability Distributions of Scattering Observables in Ultracold Molecular Collisions. *Phys. Rev. Lett.* **2019**, *123*, 013401.
- (21) Tscherbul, T. V.; Krems, R. V. Tuning Bimolecular Chemical Reactions by Electric Fields. *Phys. Rev. Lett.* **2015**, *115*, 023201.
- (22) Patterson, D.; Rasmussen, J.; Doyle, J. M. Intense atomic and molecular beams via neon buffer-gas cooling. *New J. Phys.* **2009**, *11*, 055018.
- (23) Hutzler, N. R.; Lu, H.-I.; Doyle, J. M. The Buffer Gas Beam: An Intense, Cold, and Slow Source for Atoms and Molecules. *Chem. Rev.* **2012**, *112*, 4803–4827.
- (24) Porterfield, J. P.; Satterthwaite, L.; Eibenberger, S.; Patterson, D.; McCarthy, M. C. High sensitivity microwave spectroscopy in a cryogenic buffer gas cell. *Rev. Sci. Instrum.* **2019**, *90*, 053104.
- (25) Egorov, D.; Weinstein, J. D.; Patterson, D.; Friedrich, B.; Doyle, J. M. Spectroscopy of laser-ablated buffer-gas-cooled PbO at 4 K and the prospects for measuring the electric dipole moment of the electron. *Phys. Rev. A* **2001**, *63*, 030501.
- (26) Lu, M.-J.; Weinstein, J. D. Cold TiO($X^3\Delta$)-He collisions. *New J. Phys.* **2009**, *11*, 055015.
- (27) Patterson, D.; Schnell, M.; Doyle, J. M. Enantiomer-specific detection of chiral molecules via microwave spectroscopy. *Nature* **2013**, *497*, 475–477.
- (28) Iwata, G. Z.; McNally, R. L.; Zelevinsky, T. High-resolution optical spectroscopy with a buffer-gas-cooled beam of BaH molecules. *Phys. Rev. A* **2017**, *96*, 022509.
- (29) Changala, P. B.; Weichman, M. L.; Lee, K. F.; Fermann, M. E.; Ye, J. Rovibrational quantum state resolution of the C₆₀ fullerene. *Science* **2019**, *363*, 49–54.

- (30) Santamaria, L.; Di Sarno, V.; Aiello, R.; De Rosa, M.; Ricciardi, I.; De Natale, P.; Maddaloni, P. Infrared Comb Spectroscopy of Buffer-Gas-Cooled Molecules: Toward Absolute Frequency Metrology of Cold Acetylene. *Int. J. Mol. Sci.* **2021**, *22*, 250.
- (31) Hofsäss, S.; Doppelbauer, M.; Wright, S. C.; Kray, S.; Sartakov, B. G.; Pérez-Ríos, J.; Meijer, G.; Truppe, S. Optical cycling of AlF molecules. *New J. Phys.* **2021**, *23*, 075001.
- (32) Daniel, J. R.; Wang, C.; Rodriguez, K.; Hemmerling, B.; Lewis, T. N.; Bardeen, C.; Teplukhin, A.; Kendrick, B. K. Spectroscopy on the $A^1\Pi \leftarrow X^1\Sigma^+$ transition of buffer-gas-cooled AlCl. *Phys. Rev. A* **2021**, *104*, 012801.
- (33) Liu, L. R.; Changala, P. B.; Weichman, M. L.; Liang, Q.; Toscano, J.; Kłos, J.; Kotochigova, S.; Nesbitt, D. J.; Ye, J. Collision-Induced C_{60} Rovibrational Relaxation Probed by State-Resolved Nonlinear Spectroscopy. *PRX Quantum* **2022**, *3*, 030332.
- (34) Bu, W.; Zhang, Y.; Liang, Q.; Chen, T.; Yan, B. Saturated absorption spectroscopy of buffer-gas-cooled Barium monofluoride molecules. *Front. Phys.* **2022**, *17*, 62502.
- (35) Walker, T. G.; Happer, W. Spin-exchange optical pumping of noble-gas nuclei. *Rev. Mod. Phys.* **1997**, *69*, 629–642.
- (36) Gentile, T. R.; Nacher, P. J.; Saam, B.; Walker, T. G. Optically polarized ^3He . *Rev. Mod. Phys.* **2017**, *89*, 045004.
- (37) Barskiy, D. A. et al. NMR Hyperpolarization Techniques of Gases. *Chem. Eur. J.* **2017**, *23*, 725–751.
- (38) Spiliotis, A. K.; Xygkis, M.; Koutrakis, M. E.; Tazes, K.; Boulogiannis, G. K.; Kanis, C. S.; Katsoprinakis, G. E.; Sofikitis, D.; Rakitzis, T. P. Ultrahigh-density spin-polarized hydrogen isotopes from the photodissociation of hydrogen halides: new applications for laser-ion acceleration, magnetometry, and polarized nuclear fusion. *Light Sci. Appl.* **2021**, *10*, 35.

- (39) Park, J. W.; Yan, Z. Z.; Loh, H.; Will, S. A.; Zwierlein, M. W. Second-scale nuclear spin coherence time of ultracold $^{23}\text{Na}^{40}\text{K}$ molecules. *Science* **2017**, *357*, 372–375.
- (40) Gregory, P. D.; Blackmore, J. A.; Bromley, S. L.; Hutson, J. M.; Cornish, S. L. Robust storage qubits in ultracold polar molecules. *Nat. Phys.* **2021**, *17*, 1149–1153.
- (41) Ospelkaus, S.; Ni, K.-K.; Wang, D.; de Miranda, M. H. G.; Neyenhuis, B.; Quéméner, G.; Julienne, P. S.; Bohn, J. L.; Jin, D. S.; Ye, J. Quantum-State Controlled Chemical Reactions of Ultracold KRb Molecules. *Science* **2010**, *327*, 853–857.
- (42) Ni, K.-K.; Ospelkaus, S.; Wang, D.; Quéméner, G.; Neyenhuis, B.; de Miranda, M. H. G.; Bohn, J. L.; Ye, J.; Jin, D. S. Dipolar collisions of polar molecules in the quantum regime. *Nature (London)* **2010**, *464*, 1324–1328.
- (43) Simbotin, I.; Côté, R. Effect of nuclear spin symmetry in cold and ultracold reactions: $\text{D} + \text{para/ortho-H}_2$. *New J. Phys.* **2015**, *17*, 065003.
- (44) Tscherbul, T. V.; Grinev, T. A.; Yu, H.-G.; Dalgarno, A.; Kłos, J.; Ma, L.; Alexander, M. H. Cold collisions of polyatomic molecular radicals with S-state atoms in a magnetic field: An ab initio study of $\text{He} + \text{CH}_2(\tilde{X})$ collisions. *J. Chem. Phys.* **2012**, *137*, 104302.
- (45) Kilaj, A.; Gao, H.; Rösch, D.; Rivero, U.; Küpper, J.; Willitsch, S. Observation of different reactivities of para and ortho-water towards trapped diazenylium ions. *Nat. Commun.* **2018**, *9*, 2096.
- (46) Oka, T. Nuclear spin selection rules in chemical reactions by angular momentum algebra. *J. Mol. Spectrosc.* **2004**, *228*, 635–639.
- (47) Hu, M.-G.; Liu, Y.; Nichols, M. A.; Zhu, L.; Quéméner, G.; Dulieu, O.; Ni, K.-K. Nuclear spin conservation enables state-to-state control of ultracold molecular reactions. *Nat. Chem.* **2021**, *13*, 435–440.

- (48) Lara, M.; Bohn, J. L.; Potter, D. E.; Soldán, P.; Hutson, J. M. Cold collisions between OH and Rb: The field-free case. *Phys. Rev. A* **2007**, *75*, 012704.
- (49) Tscherbul, T. V.; Kłos, J.; Rajchel, L.; Krems, R. V. Fine and hyperfine interactions in cold YbF-He collisions in electromagnetic fields. *Phys. Rev. A* **2007**, *75*, 033416.
- (50) González-Martínez, M. L.; Hutson, J. M. Effect of hyperfine interactions on ultracold molecular collisions: $\text{NH}(^3\Sigma^-)$ with $\text{Mg}(^1\text{S})$ in magnetic fields. *Phys. Rev. A* **2011**, *84*, 052706.
- (51) Tscherbul, T. V.; Kłos, J. Magnetic tuning of ultracold barrierless chemical reactions. *Phys. Rev. Research* **2020**, *2*, 013117.
- (52) Hermsmeier, R.; Kłos, J.; Kotochigova, S.; Tscherbul, T. V. Quantum Spin State Selectivity and Magnetic Tuning of Ultracold Chemical Reactions of Triplet Alkali-Metal Dimers with Alkali-Metal Atoms. *Phys. Rev. Lett.* **2021**, *127*, 103402.
- (53) Chin, C.; Grimm, R.; Julienne, P.; Tiesinga, E. Feshbach resonances in ultracold gases. *Rev. Mod. Phys.* **2010**, *82*, 1225–1286.
- (54) Quéméner, G.; Hu, M.-G.; Liu, Y.; Nichols, M. A.; Zhu, L.; Ni, K.-K. Model for nuclear spin product-state distributions of ultracold chemical reactions in magnetic fields. *Phys. Rev. A* **2021**, *104*, 052817.
- (55) Wallis, A. O. G.; Krems, R. V. Magnetic Feshbach resonances in collisions of nonmagnetic closed-shell $^1\Sigma$ molecules. *Phys. Rev. A* **2014**, *89*, 032716.
- (56) Brown, J.; Carrington, A. *Rotational Spectroscopy of Diatomic Molecules*; Cambridge University Press, 2003.
- (57) Meerts, W.; De Leeuw, F.; Dymanus, A. Electric and magnetic properties of carbon monoxide by molecular-beam electric-resonance spectroscopy. *Chem. Phys.* **1977**, *22*, 319–324.

- (58) Balakrishnan, N.; Dalgarno, A.; Forrey, R. C. Vibrational relaxation of CO by collisions with ^4He at ultracold temperatures. *J. Chem. Phys.* **2000**, *113*, 621–627.
- (59) Zare, R. N. *Angular Momentum*; Wiley: New York, 1988.
- (60) Johnson, B. R. The multichannel Log-Derivative Method for Scattering Calculations. *J. Comput. Phys.* **1973**, *13*, 445.
- (61) Yang, B.; Stancil, P. C.; Balakrishnan, N.; Forrey, R. C. Close-coupling study of rotational energy transfer of CO ($v = 2$) by collisions with He atoms. *J. Chem. Phys.* **2005**, *123*, 134326.
- (62) Klapper, G.; Lewen, F.; Gendriesch, R.; Belov, S.; Winnewisser, G. Sub-Doppler measurements of the rotational spectrum of $^{13}\text{C}^{16}\text{O}$. *J. Mol. Spectrosc.* **2000**, *201*, 124–127.
- (63) Stoll, S.; Schweiger, A. EasySpin, a comprehensive software package for spectral simulation and analysis in EPR. *J. Magn. Res.* **2006**, *178*, 42–55.
- (64) Manolopoulos, D. E. An improved log derivative method for inelastic scattering. *J. Chem. Phys.* **1986**, *85*, 6425.
- (65) Heijmen, T. G.; Moszynski, R.; Wormer, P. E.; Van Der Avoird, A. A new He–CO interaction energy surface with vibrational coordinate dependence. I. Ab initio potential and infrared spectrum. *J. Chem. Phys.* **1997**, *107*, 9921–9928.
- (66) Moszynski, R.; Korona, T.; Wormer, P. E.; van der Avoird, A. Ab initio potential energy surface, infrared spectrum, and second virial coefficient of the He–CO complex. *J. Chem. Phys.* **1995**, *103*, 321–332.
- (67) Bergeat, A.; Onvlee, J.; Naulin, C.; van der Avoird, A.; Costes, M. Quantum dynamical resonances in low-energy CO($j = 0$) + He inelastic collisions. *Nat. Chem.* **2015**, *7*, 349–353.

- (68) Krems, R. V.; Dalgarno, A.; Balakrishnan, N.; Groenenboom, G. C. Spin-flipping transitions in $^2\Sigma$ molecules induced by collisions with structureless atoms. *Phys. Rev. A* **2003**, *67*, 060703.
- (69) Krems, R. V.; Groenenboom, G. C.; Dalgarno, A. Electronic Interaction Anisotropy between Atoms in Arbitrary Angular Momentum States. *J. Phys. Chem. A* **2004**, *108*, 8941–8948.
- (70) Maussang, K.; Egorov, D.; Helton, J. S.; Nguyen, S. V.; Doyle, J. M. Zeeman Relaxation of CaF in Low-Temperature Collisions with Helium. *Phys. Rev. Lett.* **2005**, *94*, 123002.
- (71) Koyu, S.; Hermsmeier, R.; Tscherbul, T. V. Total angular momentum representation for state-to-state quantum scattering of cold molecules in a magnetic field. *J. Chem. Phys.* **2022**, *156*, 034112.
- (72) Hutson, J. M. Feshbach resonances in ultracold atomic and molecular collisions: threshold behaviour and suppression of poles in scattering lengths. *New Journal of Physics* **2007**, *9*, 152.
- (73) Jacobs, P. *Group Theory With Applications in Chemical Physics*; Cambridge University Press: Cambridge, U.K., 2005.
- (74) Ramakrishna, S.; Seideman, T. Intense Laser Alignment in Dissipative Media as a Route to Solvent Dynamics. *Phys. Rev. Lett.* **2005**, *95*, 113001.
- (75) Ramakrishna, S.; Seideman, T. Dissipative dynamics of laser induced nonadiabatic molecular alignment. *J. Chem. Phys.* **2006**, *124*, 034101.
- (76) Blum, K. *Density matrix theory and applications*; Springer Science & Business Media: New York, 2012.
- (77) Żuchowski, P. S.; Hutson, J. M. Low-energy collisions of NH_3 and ND_3 with ultracold Rb atoms. *Phys. Rev. A* **2009**, *79*, 062708.

TOC Graphic

