

Oracle Operators for Non-Boolean Functions

Fatema Elgebali*[†]

Wolfgang Scherer*[‡]

July 14, 2022

Abstract

We present a construction of a general oracle operator for a real-valued function on the Boolean cube. As an application, we use such operators in Shyamsundar’s Non-Boolean Amplitude Amplification [1] to solve binary optimization problems with a non-adiabatic algorithm.

Keywords: Oracular Algorithms, Amplitude Amplification, Binary Optimization

MSC Classification: 68-04, 68Q12, 81P68

1 Introduction

A large class of quantum algorithms makes use of oracular operators [2]. One of the earliest of these is Grover’s search algorithm [3, 4], which uses an oracle operator based on a Boolean oracle function to amplify the probability to find the items searched for. The amplitude amplification method has since been generalized to many other algorithms [2, 5] and recently Shyamsundar [1] has proposed a further generalization which works with real valued (rather than binary valued) functions on the Boolean cube.

All operators required for the Non-Boolean amplitude amplification can easily be implemented except for the conditional oracle operator U_f , for which hitherto no circuit for a general $f : \{0, 1\}^n \rightarrow \mathbb{R}$ has been known. In this paper we remedy this situation and present a circuit for U_f which is built from the Pauli-X, the phase multiplication and the conditional NOT operators.

Our construction makes use of the Fourier expansion on the Boolean cube [6]. In the most general case, when the function requires all its Fourier coefficients for its expansion, our construction is not efficient since we require a sub-circuit for each Fourier coefficient. However, this is not the case for binary optimization problems, which encompass a large number of real world problems such as Partitioning Problems, Binary Integer Linear Programming, Coloring Problems and Traveling Salesman Problems [7]. For such problems we can directly calculate the Fourier coefficients from the problem parameters without evaluating the function. Moreover, the number of Fourier coefficients is $O(n^d)$, where d is the degree of the binary polynomial, and $d = 2$ for all of the aforementioned problems.

Hence, we can use the Non-Boolean amplitude amplification proposed by Shyamsundar together with our construction of a general oracle operator to attempt solutions of the aforementioned problems with a non-adiabatic algorithm. As a method to solve an optimization problem in a non-adiabatic way, our algorithm is different from previously proposed methods which are based on variants of a Grover search [8, 9, 10, 11]. Nevertheless, our circuit for a general oracle operator may also be useful for these methods.

This paper is organized as follows. In Section 2 we introduce the necessary notation. In Section 3 we briefly review the oracle operators used in Boolean and Non-Boolean amplitude amplifications and outline which probabilities are amplified in the the Non-Boolean case as well as how this can be used to find extrema of real valued functions. In Section 4 we present a circuit for a an oracle operator of a general real-valued function on the Boolean cube $\{0, 1\}^n$. Since our construction is based on the Fourier coefficients of the function, we start this section with a brief review of the Fourier expansion on the Boolean cube. In Section 5 we show how our construction of the general oracle operator together with the Non-Boolean amplitude amplification algorithm can be used to solve binary optimization problems. Finally, Section 6 offers some conclusions.

2 Notation

For any $x \in \{0, 1, \dots, 2^n - 1\}$ we denote its binary expansion coefficients by $x_j \in \{0, 1\}$ such that

$$x = \sum_{j=0}^n x_j 2^j.$$

*AIMS Cameroon, P.O. Box 608, Crystal Gardens, Limbe, Cameroon

[†]Cairo, Egypt, fatema.elgebali@aims-cameroon.org

[‡]Kingston, United Kingdom, wolfgang.m.scherer@gmail.com

The binary expansion defines a bijection $b : \{0, 1, \dots, 2^n - 1\} \rightarrow \{0, 1\}^n$ and we refer to $\{0, 1\}^n$ as the Boolean cube. With the help of this bijection, any function $h : \{0, 1, \dots, 2^n - 1\} \rightarrow \mathbb{R}$ defines a function $f = h \circ b : \{0, 1\}^n \rightarrow \mathbb{R}$ and vice versa. Hence, any construction for the real vector space of all real-valued functions on the Boolean cube can also be applied to the real vector space of all real-valued functions on $\{0, 1, \dots, 2^n - 1\}$ and we will thus only work with functions $f : \{0, 1\}^n \rightarrow \mathbb{R}$.

For $u, v \in \{0, 1\}$ we denote their binary addition by

$$u \overset{2}{\oplus} v := (u + v) \pmod{2},$$

such that $\overset{2}{\oplus} : \{0, 1\} \times \{0, 1\} \rightarrow \{0, 1\}$.

For any bit-strings $a, b \in \{0, 1\}^n$ we define the modular bit-product of a and b as

$$a \overset{2}{\odot} b := \left(\sum_{j=0}^{n-1} a_j b_j \right) \pmod{2},$$

such that $\overset{2}{\odot} : \{0, 1\}^n \times \{0, 1\}^n \rightarrow \{0, 1\}$.

We set $[n] := \{0, \dots, n-1\}$ and let $P[n]$ denote the power set of $[n]$, that is the set of all subsets of $[n]$.

We denote the two-dimensional qubit Hilbert space by \mathbb{H} and the computational basis states in its n -th tensor power $\mathbb{H}^{\otimes n}$ by $|x\rangle$, where

$$|x\rangle = |x_{n-1}\rangle \otimes \dots \otimes |x_0\rangle \in \mathbb{H} \otimes \dots \otimes \mathbb{H} = \mathbb{H}^{\otimes n}.$$

Our input/output or work register will be $\mathbb{H}_W = \mathbb{H}^{\otimes n}$, and we will augment this with the ancilla register $\mathbb{H}_A = \mathbb{H}$ to form the total quantum register $\mathbb{H}_W \otimes \mathbb{H}_A$. The computational basis in $\mathbb{H}_W \otimes \mathbb{H}_A$ will then be comprised of vectors $|x\rangle \otimes |a\rangle$ where $x \in \{0, 1\}^n$ and $a \in \{0, 1\}$.

We denote the group of unitary operators on a Hilbert space \mathbb{H} by $\mathbf{U}(\mathbb{H})$.

3 Amplitude Amplification

3.1 Boolean Amplitude Amplification

Boolean amplitude amplification is a method used in a variety of quantum algorithms. It helps to solve the following problem: Suppose we are given a problem that has a set $L \subset \{0, 1\}^n$ of solutions which can be encoded in vectors in a subspace \mathbb{H}_L of the input/output Hilbert space $\mathbb{H}_W = \mathbb{H}^{\otimes n}$ of our quantum system. In other words, if we find a vector in \mathbb{H}_L , we have solved the problem.

To accomplish this, we initialize our quantum system in an initial state that we can easily prepare. Boolean amplitude amplification is then a method of rotating such an initial state into the solution subspace \mathbb{H}_L . The rotation into the solution subspace is done by repeatedly applying a number of unitary operators for an optimal number of iterations.

One of these unitary operators is the so-called oracle operator, which helps to identify the solution subspace. It is one of the main ingredients of the Boolean amplitude amplification algorithm and makes use of a Boolean oracle function which helps to identify the elements of the solution set. Formally we define a Boolean oracle function g as

$$g : \{0, 1\}^n \longrightarrow \{0, 1\} \\ x \longmapsto g(x) = \begin{cases} 0 & \text{if } x \notin L \\ 1 & \text{if } x \in L. \end{cases}$$

The Boolean oracle operator $U_g^{(b)}$ is a unitary operator on $\mathbb{H}_W \otimes \mathbb{H}_A$. It is defined by its action on the computational basis $|x\rangle \otimes |a\rangle$ in $\mathbb{H}_W \otimes \mathbb{H}_A$ by

$$U_g^{(b)} |x\rangle \otimes |a\rangle = |x\rangle \otimes \left| a \overset{2}{\oplus} g(x) \right\rangle,$$

and then by linear continuation on all of $\mathbb{H}_W \otimes \mathbb{H}_A$. A consequence of this definition is that, with $|-\rangle = \frac{|0\rangle - |1\rangle}{\sqrt{2}}$, the oracle $U_g^{(b)}$ acts on the state $|x\rangle \otimes |-\rangle$ as follows

$$U_g^{(b)} |x\rangle \otimes |-\rangle = (-1)^{g(x)} |x\rangle \otimes |-\rangle = e^{i\pi g(x)} |x\rangle \otimes |-\rangle,$$

and it is this multiplication with -1 of states $|x\rangle \otimes |-\rangle$ for which $x \in L$ that makes $U_g^{(b)}$ a useful ingredient in the Boolean amplitude amplification.

3.2 Non-Boolean Amplitude Amplification

Recently a generalization of the Boolean amplitude amplification has been proposed by Shyamsundar [1] and in this section we briefly summarize this so-called Non-Boolean amplitude amplification algorithm. In doing so, we continue to use our order $\mathbb{H}_W \otimes \mathbb{H}_A$ of work and ancilla register, which is the reverse of the one used in [1].

Whereas the original Boolean amplitude amplification worked with a Boolean oracle function $g : \{0, 1\}^n \rightarrow \{0, 1\}$, the Non-Boolean generalization introduced by Shyamsundar works for any real-valued function

$$f : \{0, 1\}^n \rightarrow \mathbb{R}.$$

The crucial ingredient of the Non-Boolean amplitude amplification is the (conditional) oracle operator $U_f \in \mathbf{U}(\mathbb{H}_W \otimes \mathbb{H}_A)$ which is defined as

$$U_f = \sum_{x \in \{0, 1\}^n} |x\rangle \langle x| \otimes (e^{if(x)} |0\rangle \langle 0| + e^{-if(x)} |1\rangle \langle 1|). \quad (1)$$

The conditional oracle operator performs arbitrary phase-shifts $f(x)$ on the computational basis states $|x\rangle$ conditional on the ancilla state. It is this conditional oracle operator for which we shall present a quantum circuit in Section 4.

In the Non-Boolean amplitude amplification algorithm we initialize the ancilla in the state $|+\rangle = \frac{|0\rangle + |1\rangle}{\sqrt{2}}$ and define the initial total-register state as

$$|\Psi_0\rangle = |\psi_0\rangle \otimes |+\rangle \in \mathbb{H}_W \otimes \mathbb{H}_A, \quad (2)$$

where

$$|\psi_0\rangle = \sum_{x \in \{0, 1\}^n} a_0(x) |x\rangle \in \mathbb{H}_W$$

is the initial state satisfying $\| |\psi_0\rangle \| = 1$ in the work register. Typically, $a_0(x) = 1/2^{n/2}$, and in this case $|\Psi_0\rangle$ can easily be prepared by the application of the appropriate tensor power of the Hadamard operator on $|0\rangle^{n+1} \in \mathbb{H}_W \otimes \mathbb{H}_A$, that is

$$|\Psi_0\rangle = \mathbf{H}^{\otimes n+1} |0\rangle^{n+1}. \quad (3)$$

For a successful execution of the Non-Boolean amplitude amplification algorithm we need the parameter $\theta \in [0, \pi]$ that is implicitly defined by

$$\cos(\theta) = \sum_{x \in \{0, 1\}^n} p_0(x) \cos(f(x)),$$

where $p_0(x) = |a_0(x)|^2$ is the probability to find x when measuring the initial state $|\psi_0\rangle$ in the work register \mathbb{H}_W in the computational basis. As shown in [1], the determination of θ can be achieved by making use of the quantum phase estimation algorithm [12].

The algorithm also requires the operator

$$S_{\Psi_0} = 2|\Psi_0\rangle \langle \Psi_0| - \mathbf{1}^{\otimes n+1} \in \mathbf{U}(\mathbb{H}_W \otimes \mathbb{H}_A),$$

which amounts to a reflection about $|\Psi_0\rangle$ and can also be easily implemented by making use of (3).

The Non-Boolean amplitude amplification is an iterative algorithm and is summarized as Algorithm 1.

Algorithm 1 Summary of Non-Boolean Amplitude Amplification Algorithm [1]

the system in the initial state $|\Psi_0\rangle \in \mathbb{H}_W \otimes \mathbb{H}_A$ as in (2)

while $j \leq K$ **do**

if j is even **then**

 Set $|\Psi_{j+1}\rangle = S_{\Psi_0} U_f^\dagger |\Psi_j\rangle$

else if j is odd **then**

 Set $|\Psi_{j+1}\rangle = S_{\Psi_0} U_f |\Psi_j\rangle$

end if

$j \leftarrow j + 1$

end while

Measure the ancilla register \mathbb{H}_A in the basis $\{|0\rangle, |1\rangle\}$

Measure the work register \mathbb{H}_W in the computational basis $\{|x\rangle \mid x \in \{0, 1\}^n\}$

The iterations amplify the basis states amplitudes. The measurement of the ancilla at the end of the algorithm results with equal probability in either $|0\rangle$ or $|1\rangle$. It is performed to ensure that the ancilla register \mathbb{H}_A and the work register \mathbb{H}_W are not entangled in the final state of the algorithm.

Let $p_K(x)$ denote the probability to find $x \in \{0, 1\}^n$ when measuring \mathbb{H}_W in the computational basis after K iterations. The change when compared to the initial probability $p_0(x)$ is given by

$$\frac{p_K(x) - p_0(x)}{p_0(x)} = \lambda_K(\theta) \left(\cos(\theta) - \cos(f(x)) \right), \quad (4)$$

where

$$\lambda_K(\theta) = \frac{\cos(\theta) - \cos((2K+1)\theta)}{\sin^2(\theta)}. \quad (5)$$

From (5), we see that $\lambda_K(\theta)$ is an oscillatory function of K that has an upper bound, which is the optimal value of $\lambda_K(\theta)$, that is

$$\lambda_K(\theta) \leq \lambda_{\text{opt}}(\theta) = \frac{1}{1 - \cos(\theta)}$$

The number of iterations K is determined by the $\lambda_K(\theta)$ that is good enough to amplify the basis states with lower values of $\cos(f(x))$. From (5) we see that $\lambda_K(\theta)$ increases monotonically for all K such that

$$0 \leq K \leq \left\lfloor \frac{\pi}{2\theta} \right\rfloor.$$

Hence, the number of iterations that maximizes $\lambda_K(\theta)$ is determined as

$$\tilde{K} = \left\lfloor \frac{\pi}{2\theta} \right\rfloor.$$

Thus, we see from (4) that, if we iterate \tilde{K} times such that $\lambda_{\tilde{K}} > 0$, then the Non-Boolean amplitude amplification provides a method to amplify the probability to find the elements $x \in \{0, 1\}^n$ for which $\cos(f(x))$ is smaller than $\cos(\theta)$. Moreover, the bigger $\cos(\theta) - \cos(f(x))$, the bigger the amplification.

Alternatively, if one iterates to a K such that $\lambda_K(\theta) < 0$, then the probability to find those $x \in \{0, 1\}^n$ for which $\cos(f(x))$ is bigger than $\cos(\theta)$ is amplified, and, the bigger $\cos(f(x)) - \cos(\theta)$, the bigger the amplification in this case.

3.3 Finding Extrema with Non-Boolean Amplitude Amplification

These properties of the Non-Boolean amplitude amplification can be utilised to find the extrema of any function F on the Boolean cube as follows. Since $\{0, 1\}^n$ is a finite set, any function F on it is bounded. Let the bounds be $f_- \leq F(x) \leq f_+$. Then we have

$$f_{\pm}(x) := \pm \frac{f_{\pm} - F(x)}{f_+ - f_-} \frac{\pi}{2} \in [0, \frac{\pi}{2}]. \quad (6)$$

To show how we can use the Non-Boolean amplitude amplification to find the extrema of F , we introduce the following notation.

$$\begin{aligned} F_{\min/\max} &:= \min/\max\{F(x) \mid x \in \{0, 1\}^n\} \\ \{x\}_{\min/\max} &:= \{x \in \{0, 1\}^n \mid F(x) = F_{\min/\max}\} \\ f_{\pm, \min/\max} &:= \min/\max\{f_{\pm}(x) \mid x \in \{0, 1\}^n\} \\ \{x\}_{\pm, \min/\max} &:= \{x \in \{0, 1\}^n \mid f_{\pm}(x) = f_{\pm, \min/\max}\}. \end{aligned}$$

The extrema of the f_{\pm} coincide with those of F , that is, we have

$$\begin{aligned} \{x\}_{+, \min} &= \{x\}_{\max} = \{x\}_{-, \max} \\ \{x\}_{+, \max} &= \{x\}_{\min} = \{x\}_{-, \min}. \end{aligned} \quad (7)$$

Hence, if we apply the Non-Boolean amplitude amplification to f_- for \tilde{K}_- times such that $\lambda_{\tilde{K}_-}(\theta_-) > 0$, then the x for which $f_-(x)$ is maximal will experience the biggest probability amplification. In other words, the probability to find an $x \in \{x\}_{\max}$ will be amplified the most.

Likewise, if we apply the Non-Boolean amplitude amplification to f_+ for \tilde{K}_+ times such that $\lambda_{\tilde{K}_+}(\theta_+) > 0$, then the x for which $f_+(x)$ is maximal will experience the biggest probability amplification, that is all elements in $\{x\}_{\min}$ will experience the largest probability enhancement.

The scaling of $\pi/2$ in (6) can be replaced by $\pi/4$ (or any other value in $[0, \pi/2]$). Reducing the scaling will decrease the width of the range of f_{\pm} and the value of θ_{\pm} in their respective algorithms. While this will increase the value of the optimal amplification factors $\lambda_{\tilde{K}_{\pm}}(\theta_{\pm})$, numerical evidence suggests that it does not result in greater amplification since $\cos(\theta_{\pm}) - \cos(f_{\pm}(x))$ shrinks in equal measure.

In Section 5.1 we apply this method to a simple toy example from quadratic binary optimization.

4 Constructing the Non-Boolean Oracle Operator

4.1 Fourier Coefficients

Our construction of U_f makes use of the Fourier expansion of functions on the Boolean cube $\{0, 1\}^n$. Hence, we start this section with a brief review of this Fourier expansion, which is based on [6].

The set

$$B_n := \{f : \{0, 1\}^n \rightarrow \mathbb{R}\}$$

forms a 2^n -dimensional real vector space. We define the inner product of two functions $f, g \in B_n$ as

$$\langle f, g \rangle = \frac{1}{2^n} \sum_{x \in \{0, 1\}^n} f(x)g(x). \quad (8)$$

We can identify each $S \subset [n] := \{0, 1, \dots, n-1\}$ uniquely by a bit-string of length n denoted by

$$\hat{S} = (s_{n-1}, s_{n-2}, \dots, s_0),$$

where

$$s_j = \begin{cases} 0 & \text{if } j \notin S \\ 1 & \text{if } j \in S. \end{cases}$$

For any $S \subseteq [n]$, we define the parity function χ_S as

$$\begin{aligned} \chi_S : \{0, 1\}^n &\longrightarrow \{\pm 1\} \\ x &\longmapsto (-1)^{\hat{S} \odot x}. \end{aligned} \quad (9)$$

For example, the parity functions of the sets S with cardinality $|S| \leq 2$ are

$$\begin{aligned} \chi_\emptyset(x) &= 1 \\ \chi_{\{i\}}(x) &= (-1)^{x_i} = 1 - 2x_i \\ \chi_{\{i,j\}}(x) &= (-1)^{x_i + x_j} = (1 - 2x_i)(1 - 2x_j) = 1 - 2x_i - 2x_j + 4x_i x_j. \end{aligned} \quad (10)$$

Incidentally, the identification of each $S \subset [n]$ with its bits-string $\hat{S} \in \{0, 1\}^n$ also exhibits the cardinality of the power set $P[n]$ as $|P[n]| = 2^n$, and the set $\{\chi_S \mid S \in P[n]\}$ forms an orthonormal basis (also called Fourier basis) of the 2^n -dimensional real vector space B_n .

For any function $f : \{0, 1\}^n \rightarrow \mathbb{R}$, we define a function

$$\begin{aligned} \hat{f} : P[n] &\longrightarrow \mathbb{R} \\ S &\longmapsto \langle f, \chi_S \rangle. \end{aligned}$$

The real number $\hat{f}(S)$ is called the Fourier coefficient of f at S and the set of the Fourier coefficients is called the Fourier spectrum of f . The linear map $\hat{\cdot} : \{f : \{0, 1\}^n \rightarrow \mathbb{R}\} \rightarrow \{\hat{f} : P[n] \rightarrow \mathbb{R}\}$ is called the Fourier transform of f .

It can be shown that the Fourier coefficients of a function $f \in B_n$ are its expansion coefficients in the basis $\{\chi_S \mid S \in P[n]\}$, that is, that we have

$$f(x) = \sum_{S \in P[n]} \hat{f}(S) \chi_S(x)$$

and thus

$$e^{if(x)} = \prod_{S \in P[n]} e^{i\hat{f}(S)\chi_S(x)}. \quad (11)$$

We will use this fact to construct a circuit for U_f as follows. Suppose for each $S \subset [n]$ and $\alpha \in \mathbb{R}$ we have a circuit to implement the operator

$$U_S(\alpha) = \sum_{x \in \{0, 1\}^n} |x\rangle \langle x| \otimes (e^{i\alpha\chi_S(x)} |0\rangle \langle 0| + e^{-i\alpha\chi_S(x)} |1\rangle \langle 1|). \quad (12)$$

Then it is easy to see that, for any $S_1, S_2 \subset [n]$, the operators $U_{S_1}(\alpha)$ and $U_{S_2}(\alpha)$ commute, and with (11) that

$$\prod_{S \in P[n]} U_S(\hat{f}(S)) = \sum_{x \in \{0, 1\}^n} |x\rangle \langle x| \otimes (e^{if(x)} |0\rangle \langle 0| + e^{-if(x)} |1\rangle \langle 1|).$$

Hence, it follows from (1) that

$$\prod_{S \in P[n]} U_S(\hat{f}(S)) = U_f, \quad (13)$$

and if we can implement U_S , then we also have a circuit for U_f .

Before we turn our attention to constructing a circuit for U_S , it is worth pointing out that in cases where f is such that in its Fourier expansion the majority of its 2^n Fourier coefficients \hat{f} do not vanish, the construction of U_f given in (13) involves $O(2^n)$ sub-circuits of the type U_S . Hence, this construction is not efficient in general.

However, there is a large number of instances, including NP-hard problems [7], where the number of non-zero Fourier coefficients is actually low and the non-zero coefficients can be easily obtained. In such cases our construction enables the application of the Non-Boolean amplitude amplification method to attack these problems. For example, as we will show in Section 5, for binary optimization problems of functions which are polynomial of degree m , we not only have just $O(n^m)$ non-zero Fourier coefficients, but we can also easily calculate them from the coefficients in the polynomial without the need to obtain $\langle f, \chi_S \rangle$ by explicitly calculating the right side of (8).

4.2 Implementation of U_S

Since $\hat{S} \overset{2}{\odot} x \in \{0, 1\}$, it follows from (9) that

$$\chi_S(x) = (-1)^{\hat{S} \overset{2}{\odot} x} = 1 - 2\hat{S} \overset{2}{\odot} x. \quad (14)$$

For our construction of U_S we will thus first construct a circuit for an operator $U_{\hat{S} \overset{2}{\odot}} \in \mathbf{U}(\mathbb{H}_W \otimes \mathbb{H}_A)$ that acts on the computational basis $|x\rangle \otimes |a\rangle$ as

$$U_{\hat{S} \overset{2}{\odot}} |x\rangle \otimes |a\rangle = |x\rangle \otimes \left| a \overset{2}{\oplus} (\hat{S} \overset{2}{\odot} x) \right\rangle. \quad (15)$$

This operator will then be used to write $\hat{S} \overset{2}{\odot} x$ into the ancilla \mathbb{H}_A , and then we will use conditional multiplication operators to apply phase shifts by the Fourier coefficients $\hat{f}(S)$. This will result in U_S as specified in (12).

To construct the circuit $U_{\hat{S} \overset{2}{\odot}}$, let $CX_n(c, t) \in \mathbf{U}(\mathbb{H}_W)$ be the controlled-NOT operator, where c is the control qubit and t is the target qubit. We can express the action of $CX_n(c, t)$ on a computational basis state $|x\rangle \in \mathbf{U}(\mathbb{H}_W)$ as

$$CX_n(c, t) |x\rangle = |x_{n-1}\rangle \otimes \cdots \otimes |x_{t+1}\rangle \otimes \left| x_c \overset{2}{\oplus} x_t \right\rangle \otimes |x_{t-1}\rangle \otimes \cdots \otimes |x_0\rangle$$

Next, let $S \subset [n]$ be such that $S = \{j_1, j_2, \dots, j_{|S|}\}$, where $j_1 < j_2 < \dots < j_{|S|}$. With the controlled-NOT we define two operators R_S and V_S . The operator R_S acting on $\mathbb{H}_W \otimes \mathbb{H}_A$ is defined as

$$R_S = \begin{cases} \prod_{l=1}^{|S|-1} CX_n(j_{l+1}, j_l) \otimes \mathbf{1} & \text{if } |S| > 1 \\ \mathbf{1}^{\otimes n+1} & \text{if } |S| \leq 1, \end{cases}$$

and with $CX_n(c, t) \in \mathbf{U}(\mathbb{H}_W)$ we have $R_S \in \mathbf{U}(\mathbb{H}_W \times \mathbb{H}_A)$. Moreover, we set

$$V_S = \begin{cases} CX_{n+1}(j_1 + 1, 0) & \text{if } |S| \geq 1 \\ \mathbf{1} & \text{if } S = \emptyset, \end{cases}$$

where $CX_{n+1}(j_1 + 1, 0)$ is the controlled-NOT in $\mathbf{U}(\mathbb{H}_W \times \mathbb{H}_A)$ with the control qubit $j_1 + 1$ with j_1 being the smallest element in S and the target qubit being the qubit in the ancilla register \mathbb{H}_A .

Acting on computational basis vectors $|x\rangle \otimes |a\rangle \in \mathbb{H}_W \otimes \mathbb{H}_A$ the operator R_S gives

$$R_S |x\rangle \otimes |a\rangle = |y\rangle \otimes |a\rangle,$$

where

$$y_j = \begin{cases} x_j & \text{if } j \notin S \\ x_{j_{l-1}} \overset{2}{\oplus} \cdots \overset{2}{\oplus} x_{j_{|S|}} & \text{if } j = j_l \in S \setminus \{j_1\} \\ \hat{S} \overset{2}{\odot} x & \text{if } j = j_1 \in S, \end{cases}$$

and in the last line we have used that $x_{j_1} \overset{2}{\oplus} \cdots \overset{2}{\oplus} x_{j_{|S|}} = \hat{S} \overset{2}{\odot} x$. Acting with V_S on a computational basis vector $|y\rangle \otimes |a\rangle \in \mathbb{H}_W \otimes \mathbb{H}_A$ we obtain

$$V_S |y\rangle \otimes |a\rangle = \begin{cases} |y\rangle \otimes \left| y_{j_1} \overset{2}{\oplus} a \right\rangle & \text{if } |S| \geq 1 \\ |y\rangle \otimes |a\rangle & \text{if } S = \emptyset. \end{cases}$$

Since V_S writes the binary sum of the ancilla bit and y_{j_1} into the ancilla register and leaves the work register unchanged, it follows that

$$V_S R_S |x\rangle \otimes |a\rangle = |y\rangle \otimes \left| a \overset{2}{\oplus} \hat{S} \overset{2}{\odot} x \right\rangle,$$

and thus

$$\mathbf{R}_S^\dagger \mathbf{V}_S \mathbf{R}_S |x\rangle \otimes |a\rangle = |x\rangle \otimes \left| a \oplus \hat{S} \overset{2}{\circ} x \right\rangle ,$$

that is, $\mathbf{R}_S^\dagger \mathbf{V}_S \mathbf{R}_S$ acts exactly as we require $\mathbf{U}_{\hat{S} \overset{2}{\circ}}$ to act in (15). Consequently, we can construct the circuit for $\mathbf{U}_{\hat{S} \overset{2}{\circ}}$ as

$$\mathbf{U}_{\hat{S} \overset{2}{\circ}} = \mathbf{R}_S^\dagger \mathbf{V}_S \mathbf{R}_S .$$

Figure 1 shows $\mathbf{U}_{\hat{S} \overset{2}{\circ}}$ for the case $n = 4$ and $S = \{0, 1, 3\} \in P[4]$.

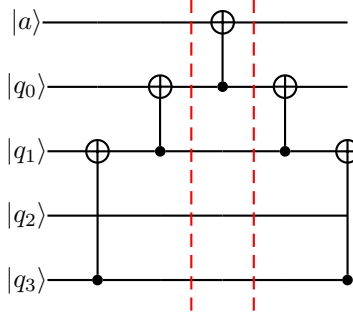


Figure 1: Illustration of the circuit for $\mathbf{U}_{\hat{S} \overset{2}{\circ}}$ for $S = \{0, 1, 3\} \in P[4]$

In order to construct \mathbf{U}_S with the help of $\mathbf{U}_{\hat{S} \overset{2}{\circ}}$, we will also use the controlled phase multiplication operators

$$\begin{aligned} \mathbf{CM}_0(\alpha) &= \mathbf{1}^{\otimes n} \otimes (e^{i\alpha} |0\rangle \langle 0| + |1\rangle \langle 1|) \\ \mathbf{CM}_1(\alpha) &= \mathbf{1}^{\otimes n} \otimes (|0\rangle \langle 0| + e^{-i\alpha} |1\rangle \langle 1|) . \end{aligned}$$

The action of the controlled phase multiplication operators $\mathbf{CM}_0(\alpha)$ and $\mathbf{CM}_1(\alpha)$ on a basis vector $|x\rangle \otimes |a\rangle$ in $\mathbb{H}_W \otimes \mathbb{H}_A$ is as follows

$$\begin{aligned} \mathbf{CM}_0(\alpha) |x\rangle \otimes |a\rangle &= e^{i\alpha(1-a)} |x\rangle \otimes |a\rangle \\ \mathbf{CM}_1(\alpha) |x\rangle \otimes |a\rangle &= e^{-i\alpha a} |x\rangle \otimes |a\rangle , \end{aligned}$$

which implies

$$\mathbf{CM}_1(\alpha) \mathbf{CM}_0(\alpha) |x\rangle \otimes |a\rangle = e^{i\alpha(1-2a)} |x\rangle \otimes |a\rangle .$$

We can write $\mathbf{CM}_0(\alpha)$ and $\mathbf{CM}_1(\alpha)$ as

$$\begin{aligned} \mathbf{CM}_0(\alpha) &= \mathbf{1}^{\otimes n} \otimes \mathbf{X} \mathbf{P}(\alpha) \mathbf{X} \\ \mathbf{CM}_1(\alpha) &= \mathbf{1}^{\otimes n} \otimes \mathbf{P}(-\alpha) , \end{aligned}$$

where \mathbf{X} is the NOT gate (or bit-flip gate) and $\mathbf{P}(\alpha) = |0\rangle \langle 0| + e^{i\alpha} |1\rangle \langle 1|$ is the phase-shift gate. This follows from

$$\begin{aligned} \mathbf{CM}_0(\alpha) &= \mathbf{1}^{\otimes n} \otimes (e^{i\alpha} |0\rangle \langle 0| + |1\rangle \langle 1|) \\ &= \mathbf{1}^{\otimes n} \otimes \mathbf{X} (e^{i\alpha} |1\rangle \langle 1| + |0\rangle \langle 0|) \mathbf{X} \\ &= \mathbf{1}^{\otimes n} \otimes \mathbf{X} \mathbf{P}(\alpha) \mathbf{X} \end{aligned}$$

and similarly for $\mathbf{CM}_1(\alpha)$

$$\mathbf{CM}_1(\alpha) = \mathbf{1}^{\otimes n} \otimes (|0\rangle \langle 0| + e^{-i\alpha} |1\rangle \langle 1|) = \mathbf{1}^{\otimes n} \otimes \mathbf{P}(-\alpha) .$$

For each $S \subset \{0, 1, \dots, n-1\}$ we construct the circuit

$$\mathbf{U}_S(\alpha) = \mathbf{U}_{\hat{S} \overset{2}{\circ}} \mathbf{CM}_1(\alpha) \mathbf{CM}_0(\alpha) \mathbf{U}_{\hat{S} \overset{2}{\circ}} .$$

Applying $U_S(\alpha)$ to $|x\rangle \otimes |a\rangle$ gives

$$\begin{aligned}
U_S(\alpha) |x\rangle \otimes |a\rangle &= U_{\hat{S}^{\otimes 2}} \text{CM}_1(\alpha) \text{CM}_0(\alpha) U_{\hat{S}^{\otimes 2}} |x\rangle \otimes |a\rangle \\
&= U_{\hat{S}^{\otimes 2}} \text{CM}_1(\alpha) \text{CM}_0(\alpha) |x\rangle \otimes \left| a \oplus (\hat{S}^{\otimes 2} x) \right\rangle \\
&= U_{\hat{S}^{\otimes 2}} e^{i\alpha(1-2(a \oplus (\hat{S}^{\otimes 2} x)))} |x\rangle \otimes \left| a \oplus (\hat{S}^{\otimes 2} x) \right\rangle \\
&= e^{i\alpha(1-2(a \oplus (\hat{S}^{\otimes 2} x)))} |x\rangle \otimes |a\rangle \\
&= \begin{cases} e^{i\alpha\chi_S(x)} |x\rangle \otimes |0\rangle & \text{if } a = 0 \\ e^{-i\alpha\chi_S(x)} |x\rangle \otimes |1\rangle & \text{if } a = 1, \end{cases}
\end{aligned}$$

where we have used (14) in the last equation. Consequently,

$$U_S(\alpha) = \sum_{x \in \{0,1\}^n} |x\rangle \langle x| \otimes (e^{i\alpha\chi_S(x)} |0\rangle \langle 0| + e^{-i\alpha\chi_S(x)} |1\rangle \langle 1|),$$

which is of the form (12) and together with (13) completes the construction of U_f .

The operators R_S , $U_{\hat{S}^{\otimes 2}}$, U_S and U_f have been implemented in Qiskit [13] and are available on GitHub (see Section Code Availability at the end).

5 Application: Binary Optimization

5.1 Quadratic Binary Optimization

We demonstrate the potential of the Non-Boolean oracle operator in solving binary optimization problems by first considering a quadratic unconstrained binary optimization (QUBO) problem. The typical approach to solve this kind of problem is by adiabatic quantum computing [14].

Let the function $B : \{0, 1\}^n \rightarrow \mathbb{R}$, for which we want to find the extrema, be given by

$$B(x) = \sum_{i,j=0}^{n-1} Q_{ij} x_i x_j,$$

where $Q \in \text{Mat}(n \times n, \mathbb{R})$ is a symmetric matrix. From (10) we infer

$$x_i^2 = x_i = \frac{1}{2}(1 - \chi_{\{i\}}(x)) = \frac{1}{2}(\chi_{\emptyset}(x) - \chi_{\{i\}}(x))$$

and for $i \neq j$

$$\begin{aligned}
x_i x_j &= \frac{1}{4}(\chi_{\{i,j\}}(x) - 1 + 2x_i + 2x_j) \\
&= \frac{1}{4}(\chi_{\{i,j\}}(x) + \chi_{\emptyset}(x) - \chi_{\{i\}}(x) - \chi_{\{j\}}(x)).
\end{aligned}$$

Hence,

$$\begin{aligned}
B(x) &= \sum_{i=0}^{n-1} Q_{ii} x_i^2 + 2 \sum_{i=0}^{n-1} \sum_{j=i+1}^{n-1} Q_{ij} x_i x_j \\
&= \frac{1}{2} \sum_{i=0}^{n-1} Q_{ii} (\chi_{\emptyset}(x) - \chi_{\{i\}}(x)) \\
&\quad + \frac{1}{2} \sum_{i=0}^{n-1} \sum_{j=i+1}^{n-1} Q_{ij} (\chi_{\{i,j\}}(x) + \chi_{\emptyset}(x) - \chi_{\{i\}}(x) - \chi_{\{j\}}(x)) \\
&= \sum_{S \in P[n]} \hat{B}(S) \chi_S(x),
\end{aligned}$$

and thus the Fourier coefficients of $B(x)$ can be read of as functions of the Q_{ij} as

$$\begin{aligned}\hat{B}(\emptyset) &= \frac{1}{2} \left(\sum_{i=0}^{n-1} Q_{ii} + \sum_{i=0}^{n-1} \sum_{j=i+1}^{n-1} Q_{ij} \right) \\ \hat{B}(\{i\}) &= -\frac{1}{2} \sum_{j=0}^{n-1} Q_{ij} \\ \hat{B}(\{i, j\}) &= \frac{1}{2} Q_{ij} \text{ for } i \neq j \\ \hat{B}(S) &= 0 \quad \forall S \in P[n] : |S| > 2.\end{aligned}$$

With the matrix Q we also define

$$\begin{aligned}q_{\pm} &= \sum_{\substack{i,j=0 \\ Q_{ij} \gtrless 0}}^{n-1} Q_{ij} \gtrless 0 \\ \|Q\|_{1,1} &= \sum_{i,j=0}^{n-1} |Q_{ij}| = q_+ - q_-.\end{aligned}$$

Since $x \in \{0, 1\}^n$, we have $q_- \leq B(x) \leq q_+$ and thus

$$b_{\pm}(x) := \pm \frac{q_{\pm} - B(x)}{\|Q\|_{1,1}} \frac{\pi}{2} \in [0, \frac{\pi}{4}].$$

From (7) we know that the set of x for which b_- takes its maximum value is the same set where B takes its maximum value and the set of x where b_+ takes its maximum value is the set where B takes its minimum.

Hence, our aim will be to find the maxima for b_{\pm} . As shown in Section 3.3, we can accomplish this by using the Non-Boolean amplitude amplification algorithm with the oracle operator $U_{b_{\pm}}$ to amplify the probabilities of x for lower values of $\cos(b_{\pm}(x))$ and identify the maximum or minimum of $B(x)$. For this, we can calculate the Fourier coefficients of the b_{\pm} directly from the Fourier coefficients of B as

$$\begin{aligned}\hat{b}_{\pm}(\emptyset) &= \pm \frac{\pi}{2} \frac{q_{\pm} - \hat{B}(\emptyset)}{\|Q\|_{1,1}} \\ \hat{b}_{\pm}(S) &= \mp \frac{\pi}{2} \frac{\hat{B}(S)}{\|Q\|_{1,1}} \quad \forall S \in P[n] : |S| > 0.\end{aligned}$$

As a simple example, we consider the case $n = 4$ and the function used in [15] for illustration

$$B(x) = -5x_3 - 3x_2 - 8x_1 - 6x_0 + 4x_3x_2 + 8x_3x_1 + 2x_2x_1 + 10x_2x_0,$$

which can be written (using the usual binary ordering) as

$$B(x) = (x_3, x_2, x_1, x_0) \underbrace{\begin{pmatrix} -5 & 2 & 4 & 0 \\ 2 & -3 & 1 & 0 \\ 4 & 1 & -8 & 5 \\ 0 & 0 & 5 & -6 \end{pmatrix}}_{=Q} \begin{pmatrix} x_3 \\ x_2 \\ x_1 \\ x_0 \end{pmatrix}.$$

This function has the extrema

$$\begin{aligned}\min_{x \in \{0,1\}^4} \{B(x)\} &= -11 = B(1001) \\ \max_{x \in \{0,1\}^4} \{B(x)\} &= 2 = B(1111).\end{aligned}$$

We simulate the algorithms for b_{\pm} in Qiskit [13]. The value $x_{-, \max} = 1111$ is where $b_-(x)$ is maximal, $\cos(b_-(x))$ is minimal and for which the probability will be amplified the most, when the amplitude amplification is applied to $b_-(x)$, as can be seen in Figure 2.

On the other hand, $x_{+, \max} = 1001$ is the value where $\cos(b_+(x))$ is minimal and for which the probability will be amplified the most, when the amplitude amplification is applied to $b_+(x)$, as shown in Figure 3.

Figures 2 and 3 also show that not only are the extrema amplified the most, but the probabilities for all other points x are amplified in accordance with the size of the values $B(x)$. This means that even if a read-out after a simulation will not yield the actual extremal point, it will most likely yield a point with a value close to the extremum. This is particularly useful in real world optimization problems, such as the Travelling Salesman, where it might not be crucial to find the true extremum, but may be good enough to find something near to it.

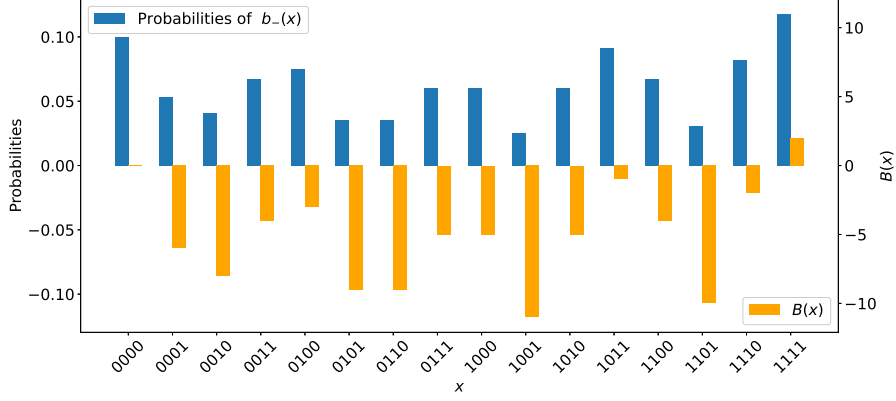


Figure 2: The blue bars and the left scale show the probability to find $x \in \{0, 1\}^4$ after running the Non-Boolean amplitude amplification for b_- with $\theta_- = 0.296$, $K_- = 5$ and $\lambda_{\bar{K}_-}(\theta_-) = 22.83$ in Qiskit. The orange bars and the right scale show the values of $B(x)$. The biggest probability is seen to be at $x = 1111$, which is the value where B takes its maximum. The second highest probability is at the point $x = 0000$, where B takes the next highest value.

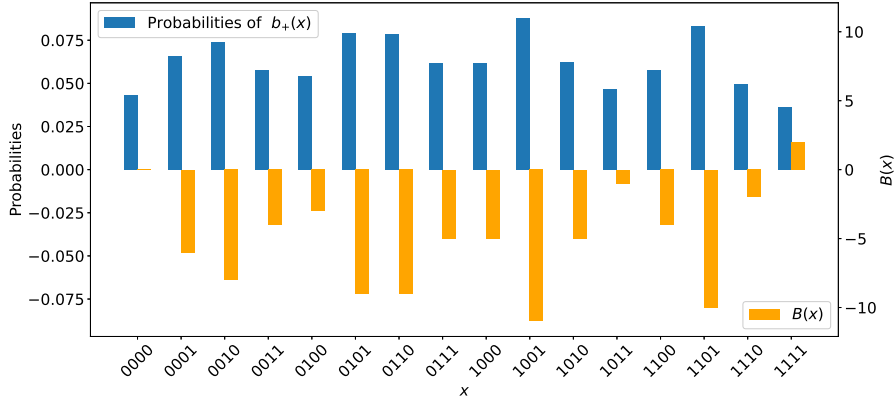


Figure 3: The blue bars and the left side show the probability to find $x \in \{0, 1\}^4$ after running the Non-Boolean amplitude amplification for b_+ with $\theta_+ = 0.499$, $K_+ = 3$ and $\lambda_{\bar{K}_+}(\theta_+) = 7.95$ in Qiskit. The biggest probability is seen to be at $x = 1001$, which is the value where B takes its minimum.

5.2 Higher Order Binary Optimization

In more general binary optimization problems of order $m \geq 1$, the function, for which we want to find the extrema, is of the form

$$F(x) = \sum_{i_1, \dots, i_m=0}^{n-1} Q_{i_1, \dots, i_m} x_{i_1} \dots x_{i_m}.$$

For the sets $\{i_1, \dots, i_l\}$ with $l \leq m$ and $i_j < i_{j+1}$ we have

$$\begin{aligned} \chi_{\{i_1, \dots, i_l\}}(x) &= (-1)^{x_{i_1} + \dots + x_{i_l}} \\ &= (1 - 2x_{i_1}) \dots (1 - 2x_{i_l}) \\ &= 1 - 2x_{i_1} - \dots - 2x_{i_l} + 4x_{i_1}x_{i_2} + \dots + (-2)^l x_{i_1} \dots x_{i_l}, \end{aligned}$$

such that, as in the quadratic case, the products $x_{i_1} \dots x_{i_m}$ can be written as linear combinations of parity functions $\chi_S(x)$ for sets with cardinality not bigger than m , that is,

$$x_{i_1} \dots x_{i_m} = \sum_{\substack{S \in P[n]: \\ |S| \leq m}} G(S)_{i_1, \dots, i_m} \chi_S(x),$$

where the $G(S)_{i_1, \dots, i_m}$ can be easily determined. Hence,

$$F(x) = \sum_{\substack{S \in P[n]: \\ |S| \leq m}} \sum_{\substack{i_1, \dots, i_m=0 \\ \dots \\ i_{n-1}}} Q_{i_1, \dots, i_m} G(S)_{i_1, \dots, i_m} \chi_S(x) = \sum_{S \in P[n]} \hat{F}(S) \chi_S(x),$$

and the Fourier coefficients of $F(x)$ can again be read off as

$$\hat{F}(S) = \begin{cases} \sum_{i_1, \dots, i_m=0}^{n-1} Q_{i_1, \dots, i_m} G(S)_{i_1, \dots, i_m} & \text{if } |S| \leq m \\ 0 & \text{if } |S| > m. \end{cases}$$

This also shows that the number of non-zero Fourier coefficients in a binary optimization problem of order m is $O(n^m)$, and it follows that for m not too large, our method of constructing U_f remains efficient.

6 Conclusion

We have presented a circuit to implement the oracle operator

$$U_f = \sum_{x \in \{0,1\}^n} |x\rangle \langle x| \otimes (e^{if(x)} |0\rangle \langle 0| + e^{-if(x)} |1\rangle \langle 1|)$$

for any function $f : \{0, 1\}^n \rightarrow \mathbb{R}$. The circuit in this implementation only uses the Pauli-X and the phase-shift gates.

While such an implementation is a valuable construction in its own right, for example, in implementations of quantum Fourier transformations on finite Abelian groups [14], it is particularly useful in the context of the Non-Boolean amplitude amplification algorithm, where it can be utilized to attempt to solve binary optimization problems with a non-adiabatic algorithm.

It thus suggests the construction of a non-adiabatic algorithm for many real world problems, such as Partitioning Problems, Binary Integer Linear Programming, Covering and Satisfiability Problems, Coloring Problems, Hamiltonian Cycles, Tree Problems and Graph Isomorphisms [7]. For such problems the Fourier coefficients required for the construction of the respective oracle operators can be efficiently calculated from the problem parameters without evaluating the function for which we want to find the extrema.

We will explore the use of Non-Boolean amplitude amplification in solving such binary optimization problems in a non-adiabatic algorithm in more detail in a forthcoming paper.

Declarations

Code Availability

The code of this study is partly based on code from Shyamsundar and is openly available as a Python Jupyter notebook at the following URL: <https://gitlab.com/fatemamelg/oracle-operators-for-non-boolean-functions> under the directory named "Oracle Operators for Non-Boolean Functions".

References

- [1] Prasanth Shyamsundar. Non-boolean quantum amplitude amplification and quantum mean estimation. arXiv: <https://arxiv.org/abs/2102.04975v1>, 2021. doi:10.48550/arXiv.2102.04975.
- [2] Stephen Jordan. Quantum algorithm zoo. URL: <http://math.nist.gov/quantum/zoo/>.
- [3] L. K. Grover. A fast quantum mechanical algorithm for database search. In *Proceedings of of the 28th Annual ACM Symposium on Theory of Computing*, page 212-219, 1996.
- [4] L. Grover. Quantum mechanics helps in searching for a needle in a haystack. *Physical Review Letters*, 79(2):325-328, 1997.
- [5] Gilles Brassard, Peter Høyer, Michele Mosca, and Alain Tapp. Quantum amplitude amplification and estimation. *Quantum Computation and Quantum Information*, 305:53-74, 2002.
- [6] Ronald de Wolf. A brief introduction to fourier analysis on the boolean cube. *Theory of Computing Library Graduate Surveys*, 1:1-20, 2008.
- [7] Andrew Lucas. Ising formulations of many np problems. *Frontiers in Physics*, 2:5, 2014. URL: <https://www.frontiersin.org/article/10.3389/fphy.2014.00005>, doi:10.3389/fphy.2014.00005.
- [8] Christoph Dürr and Peter Høyer. A quantum algorithm for finding the minimum. arXiv: <https://arxiv.org/abs/quant-ph/9607014v2>. doi:10.48550/arXiv.1908.07943.

- [9] W. P. Baritomp, D. W. Bulger, and G. R. Wood. Grover’s quantum algorithm applied to global optimization. *SIAM Journal on Optimization*, 15(4):1170-1184, 2005.
- [10] Indranil Chakrabarty, Shahzor Khan, and Vanshdeep Singh. Dynamic grover search: Applications in recommendation systems and optimization problems. *Quantum Information Processing*, 16(153), 2017.
- [11] Yanhu Chen, Shijie Wei, Xiong Gao, Cen Wang, Jian Wu, and Hongxiang Guo. An optimized quantum maximum or minimum searching algorithm and its circuits. arXiv: <https://arxiv.org/abs/1908.07943v1>. doi:10.48550/arXiv.1908.07943.
- [12] K. M. Svore, M. B. Hastings, and M Freedman. Faster phase estimation. *Quantum Information and Computation*, 14(3&4):306-328, 2014.
- [13] Qiskit: Open-source quantum development. <https://qiskit.org>.
- [14] Wolfgang Scherer. *Mathematics of Quantum Computing*. Springer, 2019.
- [15] Fred Glover, Gary Kochenberger, and Yu Du. Quantum bridge analytics I: A tutorial on formulating and using qubo models. *Annals of Operations Research*, 314:141-181, 2022.