

Precision Cosmological Constraints on Atomic Dark Matter

Saurabh Bansal,^a Jared Barron,^b David Curtin,^b Yuhsin Tsai,^c

^a *Department of Physics, University of Cincinnati, Cincinnati, Ohio 45221, USA*

^b *Department of Physics, University of Toronto, Toronto, Ontario M5S 1A7, Canada*

^c *Department of Physics, University of Notre Dame, IN 46556, USA*

E-mail: saaurabhansal20@gmail.com, jared.barron@mail.utoronto.ca,
dcurtin@physics.utoronto.ca, ytsai3@nd.edu

ABSTRACT: Atomic dark matter is a simple but highly theoretically motivated possibility for an interacting dark sector that could constitute some or all of dark matter. We perform a comprehensive study of precision cosmological observables on minimal atomic dark matter, exploring for the first time the full parameter space of dark QED coupling and dark electron and proton masses (α_D, m_{eD}, m_{pD}) as well as the two cosmological parameters of aDM mass fraction f_D and temperature ratio ξ at time of SM recombination. We find that significant aDM mass fractions require the dark electron mass to obey an α_D -dependent lower bound. We also show how aDM can accommodate the (H_0, S_8) tension from late-time measurements, leading to a significantly better fit than Λ CDM or Λ CDM + dark radiation. Furthermore, including late-time measurements leads to strikingly tight constraints on the parameters of atomic dark matter. The dark QED coupling must obey an upper bound of $\alpha_D < 0.025$, the dark electron cannot be lighter than the SM electron, and $\Delta N_D, f_D \gtrsim 0.1$ are preferred. The dark proton mass is seemingly unconstrained. Our results serve as an important new jumping-off point for future precision studies of atomic dark matter at non-linear and smaller scales.

Contents

1	Introduction	1
2	Atomic Dark Matter Review	3
2.1	Minimal Simplified Model	3
2.2	Embedding in motivated Theory Frameworks	5
2.3	Existing Constraints	5
3	Cosmological History	6
3.1	Dark Recombination and Decoupling	7
3.2	Structure formation	9
3.3	Dark acoustic oscillations	10
3.4	Cosmological Observables	11
3.4.1	LSS	11
3.4.2	CMB	13
4	aDM CLASS Code	14
5	Cosmological Constraints	16
5.1	Datasets	16
5.2	Results	17
5.2.1	Planck + BAO + Pantheon	17
5.2.2	Planck + BAO + Pantheon + KV450	19
5.2.3	Planck + BAO + Pantheon + SH0ES + Planck SZ 2013	21
6	Conclusion	25

1 Introduction

The nature of dark matter (DM) is one of the foremost mysteries of modern particle physics. All attempts to identify through direct detection have been stymied by negative results. Model-building efforts therefore focus on explaining the production, stability, and lack of detection of dark matter so far, and to explore the possible intricacies of the dark sector. The only hints about dark matter’s characteristics come from cosmological and astrophysical measurements, which largely paint a picture of dark matter that acts like a cold, collisionless fluid, leading to the primacy of the standard Λ CDM cosmological model. However, dark matter could be much less minimal while still satisfying those constraints. As we discuss below, this can also be motivated for orthogonal theoretical reasons, such as the hierarchy problem. Furthermore, as we have entered the era of precision cosmology, low-redshift measurements of some quantities affected by the properties of dark matter have

come into tension with the values inferred from high-redshift cosmological observations within the Λ CDM model. All of this makes the exploration of alternatives to minimal Λ CDM a high priority.

The Hubble constant, measured by the SH0ES collaboration to be 73.04 ± 1.04 km/s/Mpc [1], is in conflict with its inferred value from the Planck 2018 measurements of the Cosmic Microwave Background (CMB) power spectrum, 67.4 ± 0.5 km/s/Mpc [2]. This difference constitutes a $> 5\sigma$ tension. There is also tension in measurements of the amount of large-scale structure in the universe. The tension is most commonly characterized through the quantity σ_8 , which is defined as root mean square of fluctuations in the matter density contrast at the scale $8h^{-1}$ Mpc [3]. Often, the value $S_8 = \sigma_8 \sqrt{\Omega_m/0.3}$, where Ω_m is the total matter abundance, is used instead. The value predicted in the Λ CDM model from Planck measurements is $2-3\sigma$ higher than the value measured in various galaxy clustering and cosmic shear surveys [3–12]. The statistical significances of these tensions vary, but as time passes without a resolution attributable to misunderstood systematics or errors in the local measurements, solutions to these anomalies based on physics in the dark matter sector have garnered increased attention (see e.g. [13, 14] for a general overview).

In this paper we consider the class of dark sector model known as atomic dark matter (aDM), which has strong theoretical motivations tied to symmetries and naturalness, distinctive phenomenology from cosmological down to astrophysical scales, and has been recognized as having the potential to alleviate the aforementioned tensions [15–25].

The fundamental ingredients of aDM are a hidden U(1) gauge group (which we take to be unbroken) and two fermions, neutral under the Standard Model (SM) gauge groups and oppositely charged under the hidden U(1). The hidden U(1) photon and the fermions can form a tightly coupled plasma in the early universe, before the fermions combine into a hydrogen-like bound state as the universe cools. The mass fraction of aDM and its temperature during SM recombination are taken to be free parameters. This defines the 5D parameter space of the minimal aDM model, with three microphysical parameters (α_D, m_{eD}, m_{pD}) and two cosmological parameters ($f_D, \Delta N_D$).

A common way to address the Hubble tension is to introduce a species of dark radiation (DR) to increase the Hubble rate at the time of last scattering, at the cost of increasing the effective number of neutrinos N_{eff} beyond the Standard Model value of 3.044 [26]. However, adding dark radiation alone to Λ CDM leads to higher S_8 , worsening that tension. Adding interactions between the dark radiation and dark matter can lead to reduced growth of structure in the early universe, addressing the S_8 tension [27, 28]. The atomic dark matter model contains both of these ingredients. Atomic dark matter and its cosmological signatures have been studied before [18], but new, more precise observational datasets and the emergence of the abovementioned tensions necessitate an updated analysis. Furthermore, the full five-dimensional parameter space of even the minimal atomic dark matter model has not been fully explored.

The subject of this paper is therefore an analysis of precision cosmological constraints on atomic dark matter, including Planck measurements of the CMB temperature and polarization spectra as well as CMB lensing [29], measurements of the baryon acoustic oscillation (BAO) scale [30–32], Type Ia supernova lightcurves [33], and cosmic shear to-

mography measurements of the matter power spectrum [3]. We also assess the model’s capacity to alleviate the H_0 and S_8 tensions.

To make precise predictions of the CMB and matter power spectrum for comparison with data, we augmented the cosmological Boltzmann-solving code CLASS [34] to solve for the thermal history of the atomic dark matter sector, and include its effects on the evolution of density perturbations in the early universe through the Effective Theory Of Structure (ETHOS) formalism [35]. For model parameter values far from the Standard Model equivalents, an accurate computation of the dark recombination and decoupling requires significant modifications to the standard treatment in CLASS. We obtain constraints on the atomic dark matter parameter space by performing Markov Chain Monte Carlo scans of the posterior distribution of the model parameters given various cosmological datasets, using the MontePython code package [36].

We find that cosmological constraints on aDM without the late-time (H_0, S_8) measurements are modest, but still significant. If the dark electron mass satisfies an α_D -dependent lower bound then dark radiation decouples at a sufficiently early redshift, which allows for near-unity aDM fractions, while dark radiation only has to consider the expected $\Delta N_D < 0.3$ CMB constraint. However, for lighter dark electrons aDM is practically excluded, with f_D and ΔN_D constrained to very tiny values.

Including late-time measurements demonstrates that aDM accommodates the (H_0, S_8) tension better than Λ CDM with or without dark radiation. Furthermore, the constraints on aDM parameters are now pushed to very specific ranges to guarantee that dark recombination occurs around $z \sim 2 \times 10^4$. The dark QED coupling must obey an upper bound of $\alpha_D < 0.025$, dark electrons lighter than SM electrons are forbidden from BBN bounds on ΔN_{eff} , and both ΔN_D and aDM mass fractions of order 0.1 are preferred. Our work therefore motivates further investigation of aDM signatures at later times and smaller scales in this region of parameter space.

Our paper is organized as follows. In Section 2 we review the minimal atomic dark matter model we study, alongside its theoretical motivation and current constraints. In Section 3 we describe the effects of aDM on cosmological history and cosmological observables compared to Λ CDM. Section 4 presents our modified CLASS code which includes aDM. Finally, Section 5 outlines the datasets we use to compare to computed cosmological observables and show the new constraints on the aDM parameters as well as the extent to which the model can alleviate the Hubble and S_8 tensions.

2 Atomic Dark Matter Review

In this section we define our simplified minimal model of atomic dark matter, briefly review how this scenario arises in more complete theories, and discuss some existing constraints on the model.

2.1 Minimal Simplified Model

We consider the simplest model of atomic dark matter, where some fraction of the total dark matter content of the universe is composed of fermions charged under a hidden $U(1)$

gauge symmetry with a massless gauge boson. In order to form dark atoms, the dark sector must contain at least two fermions with equal and opposite charge. We will refer to the heavier state as a dark proton p_D , though we make no assumptions about its internal structure, and the lighter as a dark electron e_D . Due to their interaction with the $U(1)_D$ gauge boson, which we identify as a dark photon and assume to be massless, the dark proton and dark electron can form a bound state which we name dark hydrogen. The model can thus be described by the Lagrangian

$$\mathcal{L}_{aDM} = A_{\mu\nu}A^{\mu\nu} + i\bar{p}_D(\not{D} - m_{p_D})p_D + i\bar{e}_D(\not{D} - m_{e_D})e_D \quad (2.1)$$

where $D_\mu = \partial_\mu + i\tilde{e}A_\mu$, and we define a dark fine structure constant $\alpha_D \equiv \tilde{e}^2/4\pi$.

We make no assumptions about the production mechanism of the atomic dark matter, other than requiring an asymmetric relic abundance and assuming that the energy density of the aDM sector is dominated by the above particle content.¹ We assume the dark sector only has gravitational coupling to the Standard Model in the cosmological study. In order to accommodate the high degree of consistency of a wide variety of observations with the Λ CDM paradigm while recognizing that a subdominant of dark matter could have non-trivial self-interactions, we define a free parameter f_D as the fraction of dark matter energy density in the atomic dark matter sector, $f_D \equiv \Omega_{aDM}/\Omega_{DM}$, with the remaining dark matter being cold and collisionless. To comply with bounds on ΔN_{eff} , we allow the temperature ratio of the dark and Standard Model sectors at SM recombination, $\xi \equiv T_D/T_{SM}$ to be a free parameter of the model. The dark sector can naturally be colder than the visible sector if it comes from a less efficient reheating process than the visible sector. Several mechanisms for cooling the dark sector like through a asymmetric reheating have been discussed in literature [37–40]. If the dark electron is light enough to be relativistic at the time of Standard Model BBN, which happens roughly if $m_{e_D}/\xi \lesssim \text{MeV}$, the contribution to $\Delta N_{\text{eff}}^{BBN}$ could be significantly larger than today [41]. This yields a lower bound of $m_{e_D} \gtrsim 0.5 \text{ MeV}$ for the natural value $\xi \sim 0.5$. Lighter dark electrons require an exceptionally cold dark sector or more sophisticated model-building effort to evade this bound. By assuming that there are no other relativistic species in the dark sector, we can make an equivalence between ξ and ΔN_D , the aDM contribution to ΔN_{eff} :

$$\Delta N_D = \left(\frac{8}{7}\right) \left(\frac{11}{4}\right)^{4/3} \xi^4 \quad (2.2)$$

Our minimal simplified model of atomic dark matter thus has five free parameters. Three parameters describe the microphysics of atomic dark matter relevant to our analysis:

- the dark proton mass m_{p_D} ,
- the dark electron mass m_{e_D} ,
- the dark fine structure constant α_D .

¹If the dark proton is a bound state of some dark QCD, then additional dark nuclei might exist, analogous to helium and heavier elements. In the special case of the Mirror Twin Higgs this was studied in [23]. We defer a fully general analysis of this possibility to future work.

Two further parameters describe the cosmological initial conditions of atomic dark matter for the purpose of determining precision cosmological observables:

- the fraction of total dark matter that is composed of atomic dark matter, $0 \leq f_D \leq 1$,
- the dark to visible temperature ratio at the time of recombination, taken to be $0 \leq \xi \leq 1$ (or equivalently ΔN_D).

2.2 Embedding in motivated Theory Frameworks

Atomic dark matter as defined above is a simple dark sector theory constructed from a small number of fields and interactions that all have close SM analogues, making it a perfectly plausible model of dark matter in its own right, especially once it is completed by adding one of many possibilities for producing an asymmetric relic abundance in the early universe (see e.g. [42] for a review). However, it is important to note that aDM also arises in theory frameworks that are highly motivated for orthogonal reasons.

Many theories consider the possibility that the SM is related to the dark sector by a discrete symmetry [23, 28, 38, 39, 43–56]. This frequently gives rise to atomic dark matter scenarios, either exact implementations of the above minimal model or generalizations that include mirror neutrinos, or heavier dark nuclei. For example, the so-called mirror-matter hypothesis assumes that dark matter is an exact \mathbb{Z}_2 copy of the SM, with many interesting cosmological and astrophysical consequences [48–56].

One of the perhaps most theoretically motivated possibilities are models of “neutral naturalness” such as the Twin Higgs [23, 28, 38, 39, 43–47], that solve the little hierarchy problem by introducing a dark sector related to the SM by a softly broken \mathbb{Z}_2 which features a dark Higgs with a modestly larger vacuum expectation value than the SM Higgs $f \sim (3 - 7) \times v$. The result is a particular realization of atomic dark matter making up some fraction of dark matter, with twin neutrinos, dark helium, $\alpha_D = \alpha_{QED}$ but somewhat different masses and relative abundances than in the SM sector, which can generate a variety of cosmological signatures and alleviate the (H_0, S_8) tensions [23, 28]. However, only the cosmology of the perfect Mirror Twin Higgs has been studied in detail [23], and more general implementations of the Twin Higgs framework could realize different parts of aDM parameter space. This connection to the hierarchy problem adds important motivation to our general study of aDM precision cosmological signatures.

2.3 Existing Constraints

Compared to Λ CDM, atomic dark matter modifies cosmology and astrophysics in many ways and at many scales. In early universe cosmology, the dominant effects are additional dark radiation from the dark photon (raising N_{eff}) and dark acoustic oscillations (DAO), modifying the matter power spectrum [18]. The most recent directly applicable study of aDM in this context was performed almost a decade ago [19] (see also [57]). That analysis combined the microphysical parameters into a single parameter $\Sigma_{DAO} \equiv \alpha_D (B_D / \text{eV})^{-1} (m_{H_D} / \text{GeV})^{-1/6}$, where $B_D = \alpha_D m_{e_D} / 2$ dark hydrogen binding energy. Σ_{DAO} parameterizes the interaction rate between dark radiation and the interacting dark

matter, and showed that for strong DM-DR interaction, the fraction of atomic dark matter has to be less than $\sim 5\%$, but this bound rapidly disappears when $\Sigma_{DAO} < 10^{-4}$, corresponding to $m_e > 3$ MeV for SM-like α_D and m_{pD} . Our paper extends and updates this analysis, which is motivated for several reasons. First is simply to update constraints with the latest cosmological data, which has greatly improved in precision in the last decade. Second is to understand the constraints in the full aDM parameter space, including the three microphysical parameters $(\alpha_D, m_{eD}, m_{pD})$. This is particularly important when the DM-DR interaction rate is not very large (which includes SM-like values), in which case the atomic dark matter fraction f_D could be much closer to unity, as demonstrated by [23] for the subset of aDM parameter space spanned by the Mirror Twin Higgs. An updated treatment also allows us to assess to what extent aDM in full generality could address the (H_0, S_8) tension.

Going beyond linear early universe cosmology, aDM has a myriad of potentially dramatic effects spanning from galaxy cluster to stellar scales. However, this is at present not directly relevant to our analysis and we only briefly mention them here, referring the reader to several recent reviews for more information [14, 58–61]. The reason for this is that while these smaller-scale signatures represent spectacular *discovery opportunities* for aDM, *none* of them at present allow us to derive reliable *constraints* on the 5D aDM parameter space of the three microphysical parameters and the two cosmological parameters of DM fraction and temperature ratio. This is simply because connecting aDM distribution and properties (like ionization), and hence its effects, at smaller size scales to cosmological initial conditions would require precise and accurate full N-body Magnetohydrodynamics (MHD) simulations to evolve the “initial conditions” in the linear regime all the way down to the galactic and sub-galactic scales today. Fortunately, several efforts are underway to make progress towards this goal, which will benefit from the cosmological exclusions on aDM parameter space we derive in our analysis. This also motivates public dissemination of our modified CLASS-aDM code (Section 4), since it can supply the initial conditions for these detailed baryon + CDM + aDM simulations.

The astrophysical signatures of aDM at cluster and galactic scales manifest as modifications to the halo mass function, halo shape, or the formation of dark disks [20, 21, 46, 55, 62–80], due to the dissipative and self-interacting nature of aDM. At smaller scales, aDM can form exotic objects like dark or mirror stars [22, 74, 81–85], or black holes with masses that cannot be generated by SM astrophysics [86–88], both of which could be detected in gravitational wave observatories. Additional signatures are generated if the dark photon and the SM hypercharge gauge boson have a small kinetic mixing. This includes visible signatures for mirror stars that accumulate SM matter from the interstellar medium [81, 82], cooling of white dwarfs through accumulation of aDM and emission of dark photons [22], and direct detection [46, 89].

3 Cosmological History

In this section we review the qualitative features of cosmological history with aDM. This includes a detailed discussion on the thermal evolution of the dark sector, dark acoustic

oscillations and structure formation. While much of this is familiar from the SM, different corners of the aDM parameter space lead to interesting new phenomena.

3.1 Dark Recombination and Decoupling

At temperatures much higher than the binding energy of the dark hydrogen, the dark photons, dark electrons, and dark protons form a tightly coupled plasma in thermal equilibrium, much like the Standard Model plasma before recombination. After the temperature drops below the dark hydrogen binding energy, it becomes energetically preferable for dark protons and electrons to combine into atomic dark hydrogen. The abundance of free dark electrons begins to fall exponentially while the dark photon-baryon plasma is in equilibrium, obeying the Saha equation

$$\frac{x_D^2}{1 - x_D} = \frac{1}{n_D} \left(\frac{T_{DM} m_{eD}}{2\pi} \right)^{3/2} e^{-B_D/T_{DM}}, \quad (3.1)$$

until the dark photons decouple from the atomic dark matter, at which point the free dark electron fraction $x_D = n_{eD}^{free}/n_D^{total}$ freezes out, where n_D is the number density of all dark protons and dark hydrogen combined. T_{DM} is the atomic dark matter temperature.

The full equation governing the ionization fraction x_D is

$$\dot{x}_D = \sum_{\ell=s,p} (x_{2\ell} \mathcal{B}_{2\ell} - n_D x_D^2 \mathcal{A}_{2\ell}) \quad (3.2)$$

where $\mathcal{A}_{2\ell}$ and $\mathcal{B}_{2\ell}$ are the effective recombination and ionization rates to and from the 2ℓ state of the atom, and $x_{2\ell}$ is the fraction of dark electrons occupying the 2ℓ state [90–93]. Practically, this equation is solved in an effective multi-level formalism that accounts for the transitions between intermediate, higher energy-level states [94].

After decoupling the dark photons begin streaming freely. If the atomic dark matter parameters are similar to the Standard Model couplings and masses, this story proceeds similarly to the Standard Model recombination. However, due to the broad range of dark sector parameters we consider, the processes controlling the thermal and kinetic decoupling of the dark photons from the dark matter can differ significantly from the SM case, and many of the assumptions used for SM recombination calculations need to be checked.

If the dark fine structure constant α_D is small enough or the atomic dark matter number-density low enough, it is possible for the dark photons to decouple from the dark electrons and protons before they have a chance to form dark hydrogen bound states, resulting in a large fraction of dark electrons remaining uncombined. This happens when the following bound is violated [18]:

$$\frac{\alpha_D^6}{\xi} \left(\frac{f_D \Omega_{DM} h^2}{0.11} \right) \left(\frac{m_{HD}}{\text{GeV}} \right)^{-1} \left(\frac{B_D}{\text{keV}} \right)^{-1} \gtrsim 1.5 \times 10^{-16}. \quad (3.3)$$

This corresponds to a hidden charged dark matter scenario, in which self-interaction constraints are much stronger than for a dark sector which is neutral at late times. This corner of parameter space is not our focus, since it is likely highly constrained, but the relevant

physics is accurately captured in our CLASS implementation for the parameter ranges we consider.

In the Standard Model, the process keeping photons and matter in thermal equilibrium until recombination is Thomson scattering between the photons and electrons. Decoupling thus occurs roughly when the rate of energy exchange through Thomson scattering falls below the Hubble rate. For an atomic dark matter sector with particle masses and couplings that are far from Standard Model values, this is not always the case. If the dark sector is cold enough or has small enough α_D , photo-recombination cooling, photo-ionization heating, and Bremsstrahlung heating/cooling can dominate over Thomson scattering, keeping the dark photons and dark matter in thermal contact for longer than expected from Thomson scattering alone. For parameter values where the freezeout dark electron fraction is extremely low and the ratio m_{eD}/m_{pD} is moderate, Rayleigh scattering of dark photons with dark atoms can maintain thermal equilibrium. These effects need to be taken into account when computing the thermal history of the dark sector. The rates of these various processes are given by Eqs. 3.4 - 3.8 below [18, 92].

$$\Gamma_T = \frac{64\pi^3\alpha_D^2 T_D^4}{135m_{eD}^3} \frac{x_D}{1+x_D} \left(1 + \left(\frac{m_{eD}}{m_{pD}}\right)\right)^3 \quad (3.4)$$

$$\Pi_{ff} \simeq \frac{16\alpha_D^3 \bar{g}_{ff} \sqrt{2\pi T_{DM}} x_D^2 n_D^2}{(3\mu_D)^{3/2}} \left(\frac{\pi^2 \epsilon (1+2\epsilon) - 6\zeta(3)\epsilon^2}{6} \right) \quad (3.5)$$

$$\Pi_{p-r} = \frac{2\alpha_D^3 \sqrt{2\pi T_{DM}}}{3\mu_D^{3/2}} x_D^2 n_D^2 F_{p-r}\left(\frac{T_D}{B_D}, \frac{T_{DM}}{T_D}\right) \quad (3.6)$$

$$\Pi_{p-i}(T_D) = \frac{\alpha_D^3 T_D^2}{3\pi} x_{2s} n_D e^{-\frac{B_D}{4T_D}} F_{p-i}(T_D/B_D) \quad (3.7)$$

$$\Pi_R \simeq \frac{430080\zeta(9)\alpha_D^2 n_D (1-x_D) T_D^9 \epsilon}{\pi^2 B_D^4 m_{HD} m_{eD}}. \quad (3.8)$$

The Π_i are the volumetric rates for each of these processes - Bremsstrahlung, photo-recombination, photo-ionization, and Rayleigh scattering, respectively. T_D is the dark photon temperature, T_{DM} is the atomic dark matter temperature, μ_D is the reduced mass of the dark electron, $\epsilon = \frac{T_D - T_{DM}}{T_{DM}}$, $\bar{g}_{ff} = 1.3$ is the Gaunt factor, F_{p-i} and F_{p-r} are numerical functions of the dark sector temperatures, and ζ is the Riemann zeta function.

The Boltzmann equation governing the temperature evolution of the atomic dark matter is [18, 92]

$$\frac{dT_{DM}}{dz} = \frac{1}{1+z} \left(2T_{DM} + \frac{2(\Pi_{p-r} - \Pi_{p-i} - \Pi_{ff} + \Pi_R)}{3k_B n_D (1+x_D) H(z)} + \Gamma_T \frac{T_{DM} - T_D}{H(z)} \right) \quad (3.9)$$

As long as any of the processes described above exchanges energy between the dark matter and dark radiation at a rate higher than Hubble, the two stay in thermal equilibrium at the same temperature. Once these processes all cease to be efficient, the dark matter temperature T_{DM} starts evolving adiabatically, and decreases faster than the dark photon temperature T_D . Rayleigh scattering and photo-ionization can also affect the opacity of the dark plasma, reducing the mean free path of dark electrons and delaying kinetic decoupling.

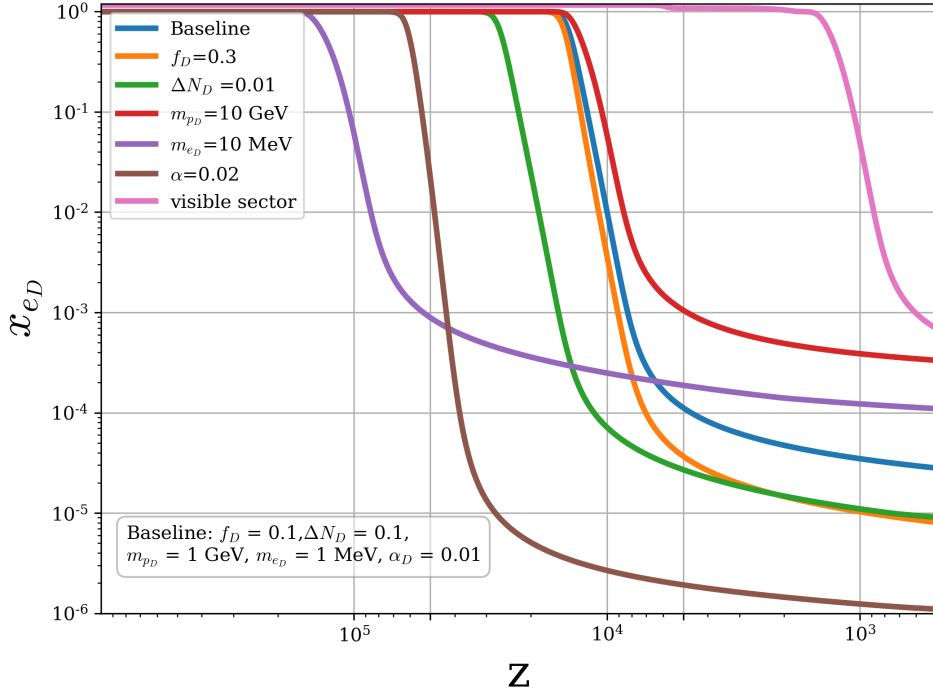


Figure 1: Dark ionization fraction as a function of redshift for different parameter choices in the atomic dark matter sector.

As we discuss in Section 4, these additional effects have been included in our modified CLASS code, with the exception of the photo-recombination and photo-ionization, due to computational issues. Fortunately, this omission does not significantly change the thermal evolution of the atomic dark matter, due to the parametric similarity between the Bremsstrahlung and photo-heating rates. This issue is explored in more detail in Section 4.

To guide the reader’s intuition for the dependence of the recombination history in the dark sector on the model parameters, Fig. 1 shows the evolution of the free dark ionization fraction x_e for a variety of choices of atomic dark matter parameters. The redshift of the dark recombination is controlled primarily by the binding energy of the dark hydrogen, $B_D = \alpha_D^2 m_{eD}/2$, and the temperature ratio ξ of the dark sector to the Standard Model photon bath. Higher binding energy and lower temperature ratio give an earlier recombination, as the green, brown, and purple curves in Fig. 1 show. Higher m_{H_D} , corresponding to lower atomic dark number density, leads to earlier freezeout due to lower Thomson scattering rate, and higher residual x_D . Higher f_D has the opposite effect, since the number density increases. Varying these five parameters can lead to wildly different ionization histories, with arbitrary redshift of recombination and freezeout ionization fraction.

3.2 Structure formation

Once the thermal and ionization history has been solved for, the evolution of density fluctuations in the dark sector can be determined. The Boltzmann equations governing the

evolution of the dark photon perturbations, in conformal Newtonian gauge, are:

$$\dot{\delta}_{\gamma_D} + \frac{4}{3}\theta_{\gamma_D} - 4\dot{\phi} = 0 \quad (3.10)$$

$$\dot{\theta}_{\gamma_D} + k^2(F_{\gamma_D,2} - \frac{1}{4}\delta_{\gamma_D}) - k^2\psi = -\frac{1}{\tau_D}(\theta_{\gamma_D} - \theta_b) \quad (3.11)$$

$$\dot{F}_{\gamma_D,\ell} = \frac{k}{2\ell+1}((\ell+1)F_{\gamma_D,\ell} + (1-\ell)F_{\gamma_D,\ell-1}) = -\frac{1}{\tau_D}\alpha_\ell F_{\gamma_D,\ell}, \quad (\text{for } \ell \geq 2) \quad (3.12)$$

δ_i is the density fluctuation of species i , θ_i is the divergence of the velocity, and $F_{\gamma_D\ell}$ is the ℓ -th moment of the dark photon temperature perturbation. k is the comoving wave number of the perturbation. The factor α_ℓ is related to the angular structure of the scattering cross-section between the dark photons and fermions. For atomic dark matter, $\alpha_2 = 9/10$, $\alpha_{\ell \geq 3} = 1$. ϕ and ψ are the gravitational potentials. The Boltzmann equations governing the evolution of the dark photon perturbations are, following the notation of [95]:

$$\dot{\delta}_D + \theta_D - 3\dot{\phi} = 0 \quad (3.13)$$

$$\dot{\theta}_D + \frac{\dot{a}}{a}\theta_D - c_D^2 k^2 \delta_D - k^2\psi = -\frac{4\rho_{\gamma_D}}{3\rho_D} \frac{1}{\tau_D}(\theta_D - \theta_{\gamma_D}) \quad (3.14)$$

τ_D is the opacity of the dark plasma. For the Standard Model, it typically is computed including only Compton scattering. For atomic dark matter, we also include the contribution of Rayleigh scattering, so that τ_D is defined as

$$\tau_D^{-1} = \tau_{\text{Compton}}^{-1} + \tau_{\text{Rayleigh}}^{-1} \quad (3.15)$$

$$\tau_{\text{Compton}}^{-1} = an_D x_D \sigma_{T,D} \left(1 + \left(\frac{m_{eD}}{m_{pD}} \right)^2 \right) \quad (3.16)$$

$$\tau_{\text{Rayleigh}}^{-1} \simeq 32\pi^4 an_D (1 - x_D) \sigma_{T,D} \left(\frac{T_D}{B_D} \right)^4, \quad T_D \ll B_D \quad (3.17)$$

where $\sigma_{T,D}$ is the Thomson cross-section $8\pi\alpha_D^2/3m_{eD}^2$. By numerically solving these coupled equations, we can accurately predict the evolution of density fluctuations and observe the dark acoustic oscillations imprinted on the matter power spectrum.

3.3 Dark acoustic oscillations

Before dark recombination, if the dark photons and dark fermions interact strongly enough, they can form a tightly coupled plasma, just as the Standard Model photons, electrons, and baryons do. Perturbation modes that enter the horizon before the dark plasma decouples begin oscillating, as gravitational collapse competes with the dark photon radiation pressure. The modes stop oscillating when the dark photons decouple, and the perturbations in the atomic dark matter begin growing linearly with a during matter domination, like cold dark matter. Since different modes have different phases based on when they entered the horizon, the oscillations are imprinted on the matter power spectrum, exactly as baryon acoustic oscillations are. Also, since some fraction of dark matter is tied up in the oscillating plasma at early times, the total dark matter perturbations do not grow as quickly as

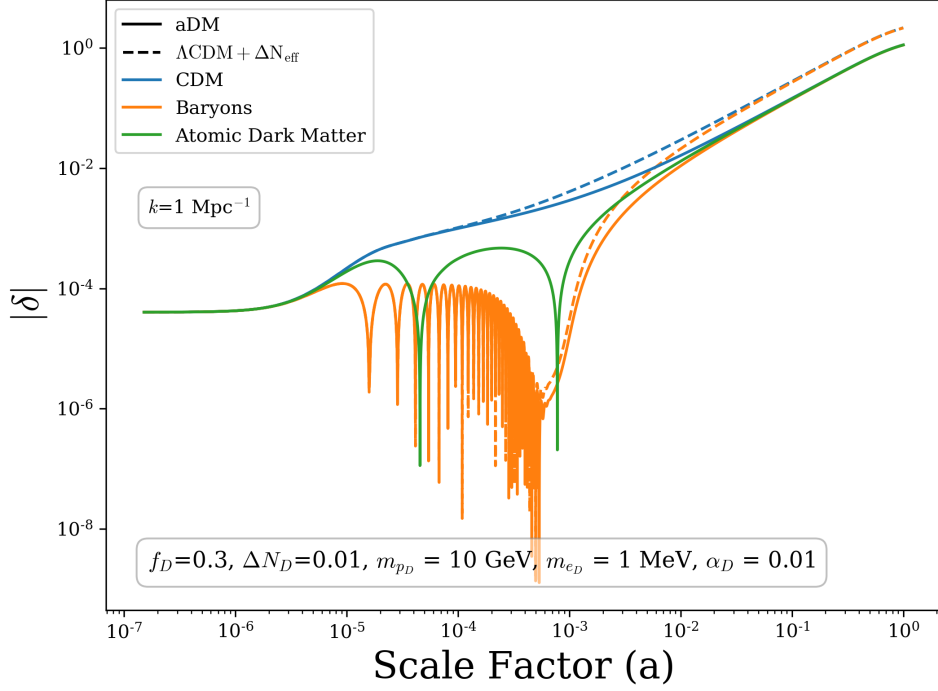


Figure 2: Linear evolution of one mode for CDM, aDM, and baryons. The dashed lines show the evolution of CDM and baryons in the $\Lambda\text{CDM} + \Delta N_{\text{eff}}$ model, demonstrating the suppression of structure from DAO in aDM.

in ΛCDM , leading to a suppression of the matter power spectrum for modes that enter the horizon before the dark plasma decoupling. This behaviour is shown in Fig. 2, which tracks the evolution of perturbations in the baryons, atomic dark matter, and cold dark matter at $k = 1\text{Mpc}^{-1}$ as a function of redshift, and compares to the evolution of perturbations in ΛCDM . Both the dark acoustic oscillations and baryon acoustic oscillations are clearly visible, as is the suppression of the growth of the perturbation relative to ΛCDM . These dark acoustic oscillations are the most distinctive signature of this model. They imprint themselves on the matter power spectrum, and can couple to the Standard Model photon temperature fluctuations through the gravitational perturbations.

3.4 Cosmological Observables

In this section, we discuss the features of the aDM model in the matter power spectrum and CMB. This will help us in understanding the results of Section 5, in which scans of the posterior distribution of the model parameters with respect to various datasets are discussed.

3.4.1 LSS

The direct effect of an atomic dark sector can be observed in the large scale structures. aDM modes that enter the horizon before decoupling oscillate instead of growing. This leads to a suppression in the power spectrum compared to the ΛCDM model at scales smaller

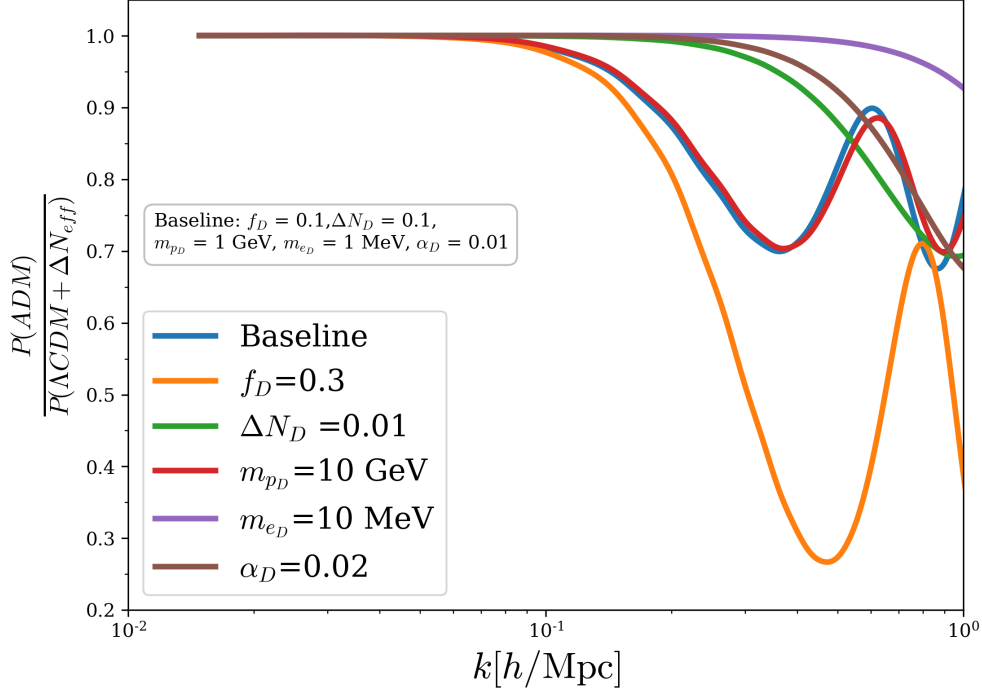


Figure 3: Linear matter power spectrum in aDM relative to $\Lambda\text{CDM} + \Delta N_{\text{eff}}$. Dark acoustic oscillations are visible. The baseline model corresponds to $f_D = 0.1$, $\Delta N_D = 0.1$, $m_{p_D} = 1 \text{ GeV}$, $m_{e_D} = 1 \text{ MeV}$ and $\alpha_D = 0.01$

than the horizon at the decoupling epoch. In addition, different modes stop oscillating at different phases, leading to oscillatory features in the linear power spectrum as well. In Fig. 3, the ratio of linear matter power spectrum in the aDM model is plotted with respect to $\Lambda\text{CDM} + \Delta N_{\text{eff}}$ model. As expected, the matter power spectrum at large k -modes is suppressed as compared to the $\Lambda\text{CDM} + \Delta N_{\text{eff}}$ model. These are the modes that enter the horizon before the dark recombination. Note that the suppression is directly proportional to $(1 - f_D)^2$ and agrees with the analytical calculations of Ref. [28]. In addition to the overall suppression, we also see oscillation in the ratio of the matter power spectrum, which capture the phase of different k -modes at dark recombination.

For scales larger than $k \approx 0.1 h \text{ Mpc}^{-1}$, non-linear effects mix and re-distribute perturbations among higher k -modes, which would wash-out the oscillatory feature in Fig. 3 [96–98]. For instance, Ref. [99] shows that the dark acoustic oscillation features in the matter power spectrum can be washed out at redshift below $z \approx 1$ using N-body simulations. However, future surveys such as the Euclid [100] mission and the LSST/Vera Rubin Observatory [101] can be sensitive to matter power spectrum with $z > 1$. This gives a chance to probe the oscillatory feature of the matter perturbation. Moreover, the oscillatory feature can also remain in the halo mass function [99].

In this work, we only calculate the matter power spectrum of the aDM model with linear Boltzmann equations. This gives a reasonable approximation of the CMB signals we

consider since the ℓ -modes within the Planck sensitivity mainly come from perturbations with $k \lesssim 0.1h \text{ Mpc}^{-1}$. However, we do include the KV450 dataset in some of the MCMC studies, but in order to minimize the effect of non-linear corrections, we only use this dataset for $k \lesssim 0.3h \text{ Mpc}^{-1}$. With this constraint, we find that the KV450 data does not change the aDM constraint much, as shown later in Fig. 8.

When presenting bounds on the aDM parameters, we plot the energy density ratio all the way to $f_D = 1$. If $f_D \approx 1$, the dark acoustic oscillations may suppress the matter power spectrum significantly, and the result may violate bounds from the Lyman- α forest [102] and sub-halo mass function (SHMF) [103] measurements. However, the calculation of the Lyman- α and SHMF bounds for the aDM model is beyond the scope of this work. When $f_D \gg 0.1$, one should take our bound with caution since the scenario can be further constrained by these other observations.

3.4.2 CMB

A subdominant effect of the aDM sector, but one with much more constraining power, can also be observed in the CMB, which leads to less than $\mathcal{O}(1\%)$ changes in the CMB power spectrum compared to the ΛCDM model. Though small, these changes are within the reach of the current precision of the CMB measurements by the Planck collaboration [2, 29]. While the constraints on the aDM parameter space from the Planck data are discussed in the next section, here we provide qualitative arguments on the relationship between aDM and CMB.

In Fig. 4, we show the temperature anisotropies for the aDM model with respect to those in the $\Lambda\text{CDM} + \Delta N_{\text{eff}}$ model, for a variety of aDM parameters. Note that the highest deviations in the figure are $\mathcal{O}(1\%)$ and are much smaller than those on the matter power spectrum. These deviations are primarily due to scattering dark photons and suppressed gravity perturbations in the aDM model. Unlike free-streaming radiation in the $\Lambda\text{CDM} + \Delta N_{\text{eff}}$ model, the dark photons in the aDM model are fluid-like until recombination and free stream after that. This leads to a phase shift in the photon density perturbations (δ_γ) and thus, in C_ℓ^{TT} [104–107]. On the other hand, the suppressed gravity perturbation due to DAO changes the amplitude of δ_γ by shifting the equilibrium point of the oscillations, which is driven by the tug-of-war between the gravitation pull and radiation pressure. See Ref. [23] for more discussions on the DAO modification of the CMB spectra.

A combination of the above mentioned effects lead to the deviations we observe in Fig. 4. On increasing f_D , the gravity perturbations are more suppressed, leading to a bigger shift in the equilibrium point of δ_γ oscillations and thus, bigger deviations in C_ℓ^{TT} . On the other hand, a smaller ΔN_D , higher m_{eD} or higher α_D all lead to an earlier recombination, and thus, the C_ℓ^{TT} spectra for these cases are closer to the $\Lambda\text{CDM} + \Delta N_{\text{eff}}$ model. Interestingly, increasing m_{pD} from 1 GeV to 10 GeV only leads to a slight change in the baseline spectrum.

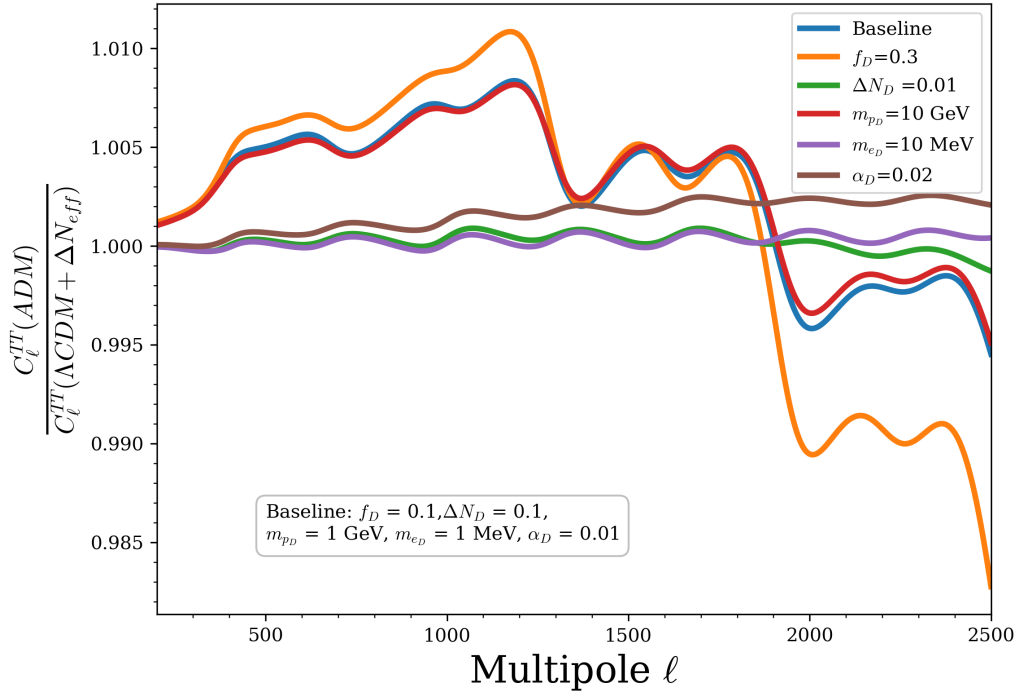


Figure 4: CMB temperature power spectrum relative to $\Lambda\text{CDM} + \Delta N_{\text{eff}}$. As before, the baseline model corresponds to $f_D = 0.1$, $\Delta N_D = 0.1$, $m_{p_D} = 1$ GeV, $m_{e_D} = 1$ MeV and $\alpha_D = 0.01$.

4 aDM CLASS Code

We implemented an atomic dark matter sector in the cosmological Boltzmann code CLASS, building on a previous version which was specific to the Mirror Twin Higgs model, which is available [here](#).² The code allows for the model parameters f_D , ΔN_D , m_{e_D} , m_{p_D} and α_D to be given as inputs to CLASS. Our code is public and can be downloaded [here](#).³ We first solve the thermal and recombination history of the atomic dark matter, and use this information to compute the opacity of the dark plasma to dark radiation, which enters into the Boltzmann equations for the evolution of density fluctuations.

The dark sector recombination is computed by allowing the dark ionization fraction to evolve as determined by the Saha equation Eq. 3.1 until $x_D = 0.999$ for stability. After that, the full Boltzmann equation is solved in the effective multi-level atom approximation, handled by the code HyRec 2.0 [93, 94, 108]. We use an extended table of recombination coefficients with the effective number of levels taken into account equal to infinity by computing the recombination coefficients numerically for large n values⁴ and extrapolating to infinity by fitting to the formula

$$A_n(T_D, T_{DM}) = A_{\text{inf}}(T_D, T_{DM})(1 - \kappa(T_D, T_{DM})/n^{\gamma(T_D, T_{DM})}) \quad (4.1)$$

²https://github.com/srbPhy/class_twin

³<https://github.com/jp-barron/class.adm-3.1.git>

⁴We thank Yacine Ali-Haïmoud and Nanoom Lee for providing helpful code.

ETHOS	DR	χ	$\dot{\kappa}_{DR-DM}$	$\dot{\kappa}_\chi$	c_χ^2	$\alpha_{\ell=2}$	$\alpha_{\ell \geq 2}$	$\dot{\kappa}_{DR-DR}$	β_ℓ
aDM	γ_D	H_D	$-\frac{1}{\tau_D}$	$-\frac{4\rho_{\gamma_D}}{3\rho_D}\tau_D^{-1}$	c_D^2	9/10	1	0	0

Table 1: Conversion between ETHOS and aDM parameters.

for each temperature value. We thus are using the most accurate possible recombination coefficients. This extension is necessary because the table of recombination coefficients used by HyRec does not reach to sufficiently high enough temperature/binding energy ratios to capture the recombination behaviour of the atomic dark sector for all parameter choices.

The thermal coupling of the dark radiation and atomic dark matter was computed using a quasi-static approximation in the high-temperature limit, as is usual in CLASS. However, because non-Thomson processes can dominate over Thomson scattering and keep the atomic dark matter in thermal equilibrium with the dark photon bath, the default CLASS treatment needed to be augmented. We included the effects of Rayleigh scattering and free-free (Bremsstrahlung) scattering as well, as described by (3.8) and (3.5). At early times, the quasi-static approximation is used to calculate the time-derivative of the dark matter temperature under the assumptions that one of Compton, Rayleigh, or Bremsstrahlung scattering dominates. Whichever one does, is taken as the only contribution. After the highest of the three scattering rates falls below $2000 \times H_0$, the temperature evolution is calculated using the full Boltzmann equation including all three terms (3.9). This threshold was chosen empirically to maintain the stability of the code for a wide range of input parameters. The photo-recombination and photo-ionization processes were not included in the version of the code used for this analysis, due to numerical instabilities in their evaluation. However, we are confident that this has little effect on our results. This is because the time of thermal decoupling is determined by whether any energy-exchanging process is proceeding efficiently, not the exact rate, and the Bremsstrahlung scattering rate has the same parametric dependence as the photo-heating processes. Therefore, when these processes are dominant, the redshift where the Bremsstrahlung rate drops below Hubble is very close to the redshift where they are included in the thermal evolution equation. The impact of the omission of the photo-heating processes is therefore negligible.

The evolution of dark matter perturbations are handled by the Effective Theory Of Structure (ETHOS) framework. After the dark ionization fraction and atomic dark matter temperature evolution are calculated, the built-in ETHOS implementation in CLASS is used, and the atomic dark matter is treated as a sector of interacting dark matter and dark radiation. The opacity $\dot{\kappa}$ of the dark sector is set by the Thomson and Rayleigh scattering rates. The conversion from aDM parameters to those used by ETHOS is outlined in Table 1.

With these modifications, our version of CLASS can compute CMB and matter power spectra for very wide ranges of aDM parameter choices, including f_D and ΔN_D from 0 to 1, and masses and couplings spanning many orders of magnitude, see Section 5.2.1.

5 Cosmological Constraints

In this section we compare the predicted CMB spectrum, matter power spectrum, and Hubble rate within the atomic dark matter model with real observations in order to compare it to Λ CDM, with and without an arbitrary amount ΔN_{eff} of dark radiation, and derive the best-available current constraints on aDM model parameters. We find that aDM is quite unconstrained without late-time H_0 and S_8 measurements, but when adding these constraints we find that aDM parameters have to fall into very well-defined windows.

5.1 Datasets

To evaluate the constraints on atomic dark matter from cosmological observations, we included the following experimental datasets in our analysis.

- From the Planck 2018 release, we use the high- ℓ TTTEEE, low- ℓ EE, low- ℓ TT, and lensing datasets [29].
- We include the measurements of the BAO feature by various galaxy surveys, reported as D_V/r_s by 6dFGS at $z = 0.106$ [30], by SDSS in Data Release 7 at $z = 0.15$ [31], and by BOSS in Data Release 12 at $z = 0.2 - 0.75$ [32].
- We also include the Pantheon supernova likelihood, which constrains the relationship between redshift and distance at low redshift. [33].
- To compare the impact of atomic dark matter with direct measurements of large-scale structure, we use the KiDS+VIKING-450 cosmic shear dataset [3], with a cut-off at $k = 0.3h \text{ Mpc}^{-1}$ to minimize exposure to the non-linear regime.
- To quantify the Hubble tension and examine the impact of including direct measurements of H_0 on the preferred parameter space, we use the most recent measurement of the Hubble constant using distance ladder methods by the SH0ES collaboration, $H_0 = 73.04 \pm 1.04 \text{ km/s/Mpc}$ [1].
- To test the model's capacity for addressing the S_8 tension, we use the Planck SZ measurement of S_8 from 2013 [109], $S_8^{SZ} \equiv \sigma_8(\Omega_m/0.27)^{0.3} = 0.782 \pm 0.010$. While more recent measurements exist, such as those from the KiDS-1000 analysis [9], where they found $S_8 \equiv \sigma_8\sqrt{\Omega_m/0.3} = 0.766^{+0.020}_{-0.014}$, the Planck SZ 2013 measurement is most in tension with Λ CDM due to its small uncertainties, and using it demonstrates how well aDM can accommodate a strong preference for smaller values of S_8 .

We obtain constraints under three assumptions. Our baseline set of datasets is the Planck, BAO, and Pantheon measurements, which we refer to as Planck+BAO+Pantheon. We use this set of experiments to set robust constraints on the atomic dark matter model parameters in Section 5.2.1. To explore the impact of including large-scale structure measurements on those constraints, we add the KV450 dataset to our baseline dataset in Section 5.2.2. We find this to have minimal impact. Finally, we add the SH0ES and Planck SZ 2013 measurements to the baseline dataset in Section 5.2.3 to quantify the improvement

that atomic dark matter can yield in the H_0 and S_8 tensions simultaneously, and show the parameter values and bounds that are required to best fit those measurements .

5.2 Results

We ran Markov Chain Monte Carlo scans using the code Monte Python 3.5 [36] to sample the posterior distribution of the atomic dark matter parameters given the various combinations of datasets outlined in Section 5.1. From those scans, we extracted contours of 68% and 95% confidence level, showing the preferred regions of parameter space. We also report the best-fit and mean values, along with minimum χ^2 values for various parameters when relevant. Because the atomic dark matter model reduces to $\Lambda\text{CDM} + \Delta N_{\text{eff}}$ in the limits $f_D \rightarrow 0$, $B_D \rightarrow \infty$, and reduces to ΛCDM if in addition $\Delta N_D \rightarrow 0$, two-dimensional projections of scans over all five parameters are largely uninformative when ΛCDM fits the data well. Almost any choice of two out of the five parameters will appear allowed, since at least one of the parameters being marginalized over will include the ΛCDM -like limit. While we use five-dimensional scans to demonstrate how well aDM can address the H_0 and S_8 tensions simultaneously, we use three-dimensional scans with two aDM model parameters held fixed at a time to illuminate the features of the constraint contours and how they depend on the microphysical and cosmological aDM parameters.

5.2.1 Planck + BAO + Pantheon

We first show the results of scans including the baseline dataset. In all scans we use flat priors on the six standard ΛCDM cosmological parameters $\{\omega_b, \omega_{dm}, h, \ln(10^{10} A_s), n_s, \tau_{\text{reio}}\}$. For the aDM parameters, we use linear priors on $f_D \in [0, 1]$, $\Delta N_D \in [0, 1]$, and $\alpha_D \in [0.005, 0.4]$.⁵ We use log priors on $m_{pD} \in [1, 1000]$ GeV and $m_{eD} \in [0.1, 100]$ MeV. These parameter ranges allow the aDM sector to vary from acting completely CDM-like to having large impacts on the cosmological history due to DAO, with the redshift of dark recombination able to vary from $z \approx 10^2 - 10^9$.

In Fig. 5 we show the two-dimensional projections of the posterior distribution of the fit of the aDM model to the baseline dataset. It is immediately clear that the only robust bound that can be derived from this scan is $\Delta N_D < 0.3$, which is expected from any model with free-streaming dark radiation to be consistent with Planck data.

From the $m_{eD} - f_D$ and $\alpha_D - f_D$ planes, we can see hints that f_D near unity is less preferred for low m_{eD} or α_D . From the $f_D - \Delta N_D$ plane, we see that $\mathcal{O}(1)$ atomic dark matter fractions can lie within the 68% confidence region for some parameter values, and that the upper bound on ΔN_D generally decreases as f_D increases. Finally, the value of m_{pD} appears to have little effect on constraints on the other model parameters. The fact that the ΛCDM or $\Lambda\text{CDM} + \Delta N_{\text{eff}}$ limit is accessible for any two aDM parameters while marginalizing over the others makes it difficult to extract more detailed aDM constraints from this scan.

While not very informative about constraints on any individual aDM parameter, the full five-dimensional scan is well-suited to examine the preferred region of H_0 and S_8 under

⁵The lower bound on α_D avoids numerical issues in CLASS due to very late dark recombination. We leave detailed exploration of this extremely weakly coupled regime for future work.

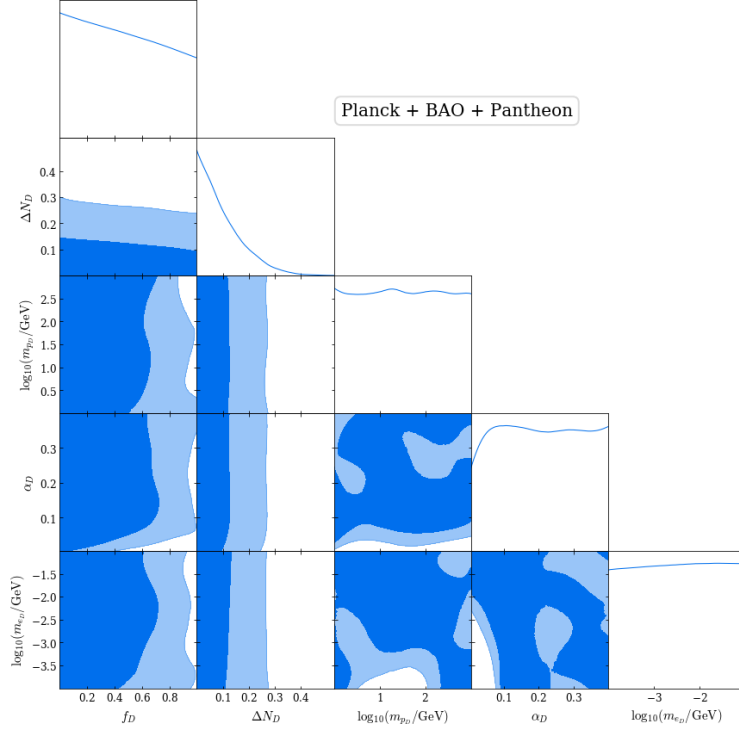


Figure 5: Two-parameter projections of baseline constraints on all five aDM parameters. Dark and light blue show 68% and 95% confidence level contours using the baseline dataset Planck + BAO + Pantheon. Apart from the expected $\Delta N_D \lesssim 0.3$, no combination of two parameters is significantly constrained while marginalizing over the others.

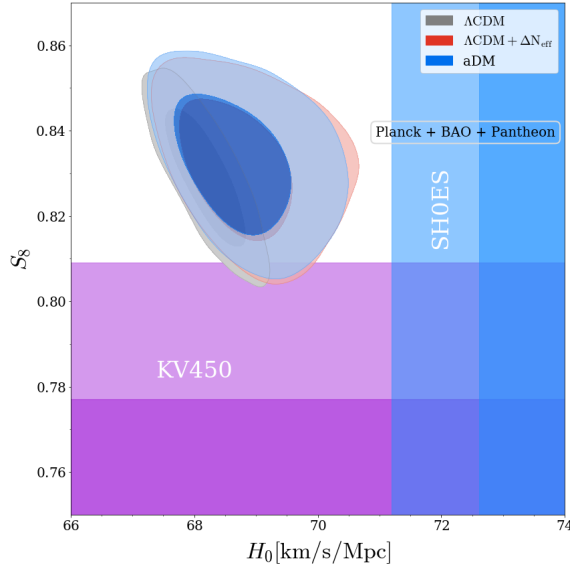


Figure 6: 68% and 95% confidence level contours for H_0 and S_8 under Λ CDM, Λ CDM + ΔN_{eff} , and atomic dark matter using the baseline dataset Planck + BAO + Pantheon.

the aDM model, and compare to both Λ CDM and Λ CDM + ΔN_{eff} . Fig. 6 shows the marginalized posteriors in the $H_0 - S_8$ plane, along with the 1- and 2- σ preferred bands of H_0 from SH0ES and S_8 from the KV450 dataset. The minimum χ^2 for the three models are all extremely close in value, approximately equal to $\chi^2_{\text{min}} = 1905$. We also see that the aDM contours line up almost perfectly with those of Λ CDM + ΔN_{eff} . This indicates that the fit to these data does not have a strong preference for a non-zero amount of aDM, and that only the dark radiation component of the aDM model is preferred, to a small extent. As expected, both the Λ CDM + ΔN_{eff} and aDM best-fit regions contain the Λ CDM region, since they both can reduce to Λ CDM in appropriate parameter limits. By allowing extra radiation, aDM and Λ CDM + ΔN_{eff} can reach higher H_0 values than Λ CDM, but the 95% confidence regions of all three models are in severe tension with the local measurements of H_0 and S_8 . We will later show how including local measurements of H_0 and S_8 affect these regions, and the goodness of fit of each model.

To show the nature of the constraints on the total amount and temperature of the atomic dark matter, we show in Figure 7 the results of scans holding the dark proton mass and dark fine structure constant fixed. The dark electron mass, which controls the epoch of dark decoupling, is also allowed to vary. Here the priors on f_D and ΔN_D are linear priors as above, and $m_{e_D} \in [10^{-4}, 10^2]$ MeV is again sampled with log priors. The fixed dark proton mass and fine structure constant allow us to vary the dark electron mass more widely than in the full five-dimensional scan without leaving our code’s regime of validity. Fixing microphysical parameters (rather than cosmological parameters f_D , ΔN_D) means that the Λ CDM limit is included in each of these 3D scans, meaning the 68% and 95% contours can be regarded as true constraints under the assumption that the best-fit points should fit the data at least as well as Λ CDM.

Figure 7 (left) shows constraints for three very different fixed values of m_{p_D} , while Figure 7 (right) considers two different values of α_D , corresponding roughly to SM-like or $10\times$ SM-like dark-QED coupling. We see that as m_{e_D} increases, ΔN_D and f_D transition sharply from being extremely constrained to saturating the Planck bound on $\Delta N_{\text{eff}} < 0.3$ and allowing unity aDM fractions. The value of m_{p_D} has almost no impact on the allowed regions for the free parameters of the scan, so we can focus on the α_D dependence, which is significant. Higher α_D , corresponding to higher B_D and therefore earlier dark recombination, allows for a larger (i.e. lower) range of dark electron masses where bounds on $f_D, \Delta N_D$ are weak and dominated only by dark radiation. This highlights that CMB data are sensitive to the time at which the dark photons decouple from the dark protons and electrons, or equivalently the scales at which dark acoustic oscillations can impact the growth of density perturbations in the dark and visible sectors. For early enough decoupling, the dark acoustic oscillations do not impact scales observable in the CMB.

5.2.2 Planck + BAO + Pantheon + KV450

Through DAO, atomic dark matter can impact not just the CMB but also the matter power spectrum, and therefore measurements of large scale structure in the universe. Because there is currently no reliable calculation of the non-linear evolution of aDM perturbations, it is unwise to compare the predictions of the linear matter power spectrum to observations

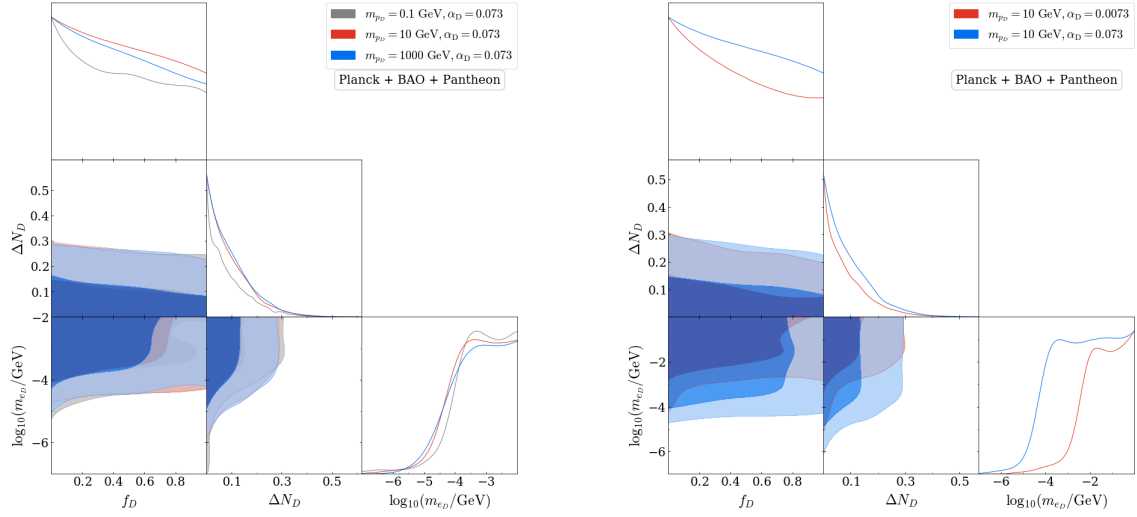


Figure 7: 68% and 95% confidence level contours on aDM parameters with the baseline dataset, for fixed values of m_{pD} and α_D . Left: For dark proton masses from 0.1 to 1000 GeV for $\alpha_D = 0.073$, demonstrating that constraints depend very little on m_{pD} . Right: For $\alpha_D = 0.0073, 0.073$ with $m_{pD} = 10$ GeV.

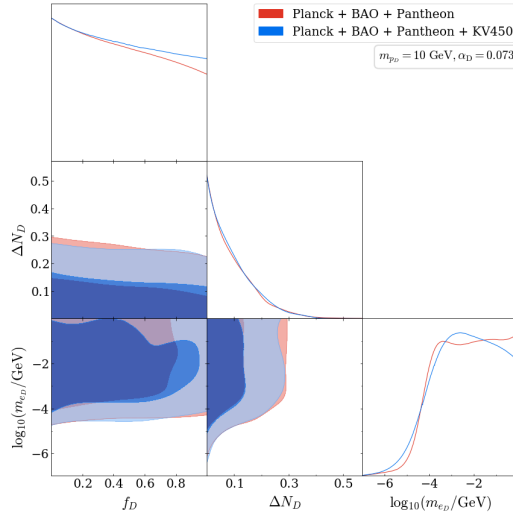


Figure 8: Constraints on f_D , ΔN_D , and m_{eD} for fixed $m_{pD} = 10$ GeV and $\alpha_D = 0.073$, computed with and without the KV450 cosmic shear dataset. The confidence level contours change very little when the KV450 data is included, likely due to our exclusion of the non-linear regime.

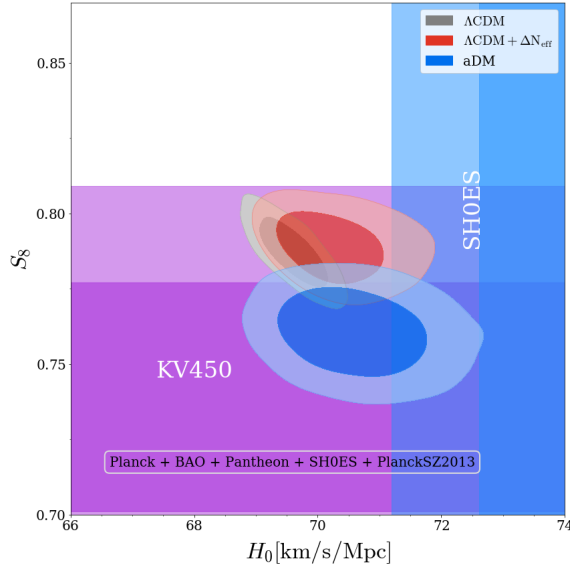


Figure 9: 68% and 95% confidence level contours for Λ CDM, Λ CDM + ΔN_{eff} , and atomic dark matter using Planck, BAO, Pantheon, SH0ES, and the Planck 2013 SZ measurement of S_8 , demonstrating the extent to which aDM can resolve the (H_0, S_8) -tension.

in the non-linear regime, $k \gtrsim 0.1h/\text{Mpc}$. Here we show the result of including the cosmic shear tomography dataset from KiDS+Viking 450 [3] along with the baseline datasets in our fit, including data only up to $k = 0.3h/\text{Mpc}$ to limit exposure to the non-linear regime. Because of this limitation, the impact on the constraints we derive is small, as exemplified by Fig. 8, where we show the result of a three-dimensional scan over f_D , ΔN_D , and m_{eD} . The constraints on all three parameters are almost identical with or without the KV450 data.

5.2.3 Planck + BAO + Pantheon + SH0ES + Planck SZ 2013

To assess how much atomic dark matter can relieve the H_0 and S_8 tensions simultaneously relative to Λ CDM with and without dark radiation, we sample the posterior for each model including the baseline dataset, the SH0ES measurement of H_0 , and the Planck SZ 2013 measurement of S_8 . These last two likelihoods are implemented as Gaussians using the quoted best-fit values and uncertainties. The priors for the Λ CDM and atomic dark matter parameters are the same as for the scans using only the baseline dataset. The two-dimensional marginalized posterior in the $H_0 - S_8$ plane is displayed in Fig. 9. While the best-fit regions for all three models are pulled to higher H_0 and lower S_8 than with only the baseline dataset, the aDM 95% confidence region is larger and pulled much further than both Λ CDM and Λ CDM + ΔN_{eff} . In particular, the Λ CDM + ΔN_{eff} region is pulled to higher H_0 than Λ CDM, but not lower S_8 , demonstrating that free-streaming dark radiation alone cannot resolve both tensions at once. It is the interactions between the atomic dark matter and dark radiation that allow the model to fit a lower S_8 .

We summarize the best-fit and mean cosmological and aDM model parameters in

	Λ CDM		Λ CDM + ΔN_{eff}		aDM	
Param	best-fit	mean $\pm\sigma$	best-fit	mean $\pm\sigma$	best-fit	mean $\pm\sigma$
$100 \Omega_b h^2$	2.264	$2.268^{+0.013}_{-0.012}$	2.261	$2.275^{+0.014}_{-0.014}$	2.278	$2.275^{+0.013}_{-0.015}$
$\Omega_{dm} h^2$	0.1165	$0.1163^{+0.00078}_{-0.00079}$	0.1171	$0.1182^{+0.0012}_{-0.0019}$	0.1252	$0.124^{+0.0025}_{-0.0026}$
h	0.6956	$0.696^{+0.0036}_{-0.0039}$	0.6958	$0.7027^{+0.0048}_{-0.0069}$	0.7085	$0.7062^{+0.0072}_{-0.009}$
$\ln(10^{10} A_s)$	3.033	$3.024^{+0.014}_{-0.013}$	3.031	$3.026^{+0.015}_{-0.013}$	3.054	$3.052^{+0.015}_{-0.014}$
n_s	0.9722	$0.9728^{+0.0037}_{-0.0037}$	0.9724	$0.9764^{+0.0042}_{-0.0047}$	0.973	$0.9721^{+0.004}_{-0.0047}$
τ_{reio}	0.05129	$0.04859^{+0.0071}_{-0.0069}$	0.04987	$0.0475^{+0.008}_{-0.0068}$	0.05609	$0.05634^{+0.0074}_{-0.0073}$
H_0	69.56	$69.6^{+0.36}_{-0.39}$	69.58	$70.27^{+0.48}_{-0.69}$	70.85	$70.62^{+0.72}_{-0.9}$
σ_8	0.8091	$0.8047^{+0.0052}_{-0.0047}$	0.8098	$0.809^{+0.0058}_{-0.0063}$	0.7629	$0.7679^{+0.0099}_{-0.011}$
S_8	0.7921	$0.7871^{+0.0073}_{-0.0078}$	0.7942	$0.7891^{+0.0079}_{-0.008}$	0.7563	$0.7606^{+0.01}_{-0.0098}$
f_D	-	-	-	-	0.3265	{0.17, 1}
ΔN_D	-	-	0.026	$0.115^{+0.027}_{-0.11}$	0.3934	$0.339^{+0.13}_{-0.14}$
$\log_{10}(m_{p_D}/\text{GeV})$	-	-	-	-	2.987	{0.125, 3}
$\log_{10}(m_{e_D}/\text{GeV})$	-	-	-	-	-3.819	{-4, -2.1}
α_D	-	-	-	-	0.04041	{.005, .05}
$z_{\text{dark rec.}}$	-	-	-	-	1.924×10^4	$22510^{+5.3 \times 10^3}_{-4.2 \times 10^3}$
χ^2_{total}	3853.12		3852.53		3829.62	
Planck	2777.98		2776.15		2783.61	
Pantheon	1026.24		1026.09		1025.94	
BAO	9.08		8.60		6.16	
SH0ES	10.60		11.038		4.43	
Lensing	10.55		11.19		9.46	
Planck SZ	18.07		19.45		0.017	

Table 2: The mean and best-fit values for the Λ CDM, Λ CDM + ΔN_{eff} and aDM models obtained using the Planck, BAO, Pantheon, SH0ES, and Planck SZ datasets. ΔN corresponds to ΔN_{eff} for the Λ CDM + ΔN_{eff} model and ΔN_D for the aDM model. For the aDM parameters, the range allowed at 95% C.L. is shown in brackets if 1- σ intervals are not available. In the lower part of the table, total χ^2 of the best-fit points of the three models, along with the breakdown of contributions from the different datasets, is shown. χ^2 for the Planck Lensing data is shown separately with the label “Lensing,” and is not included in the combined χ^2 for Planck.

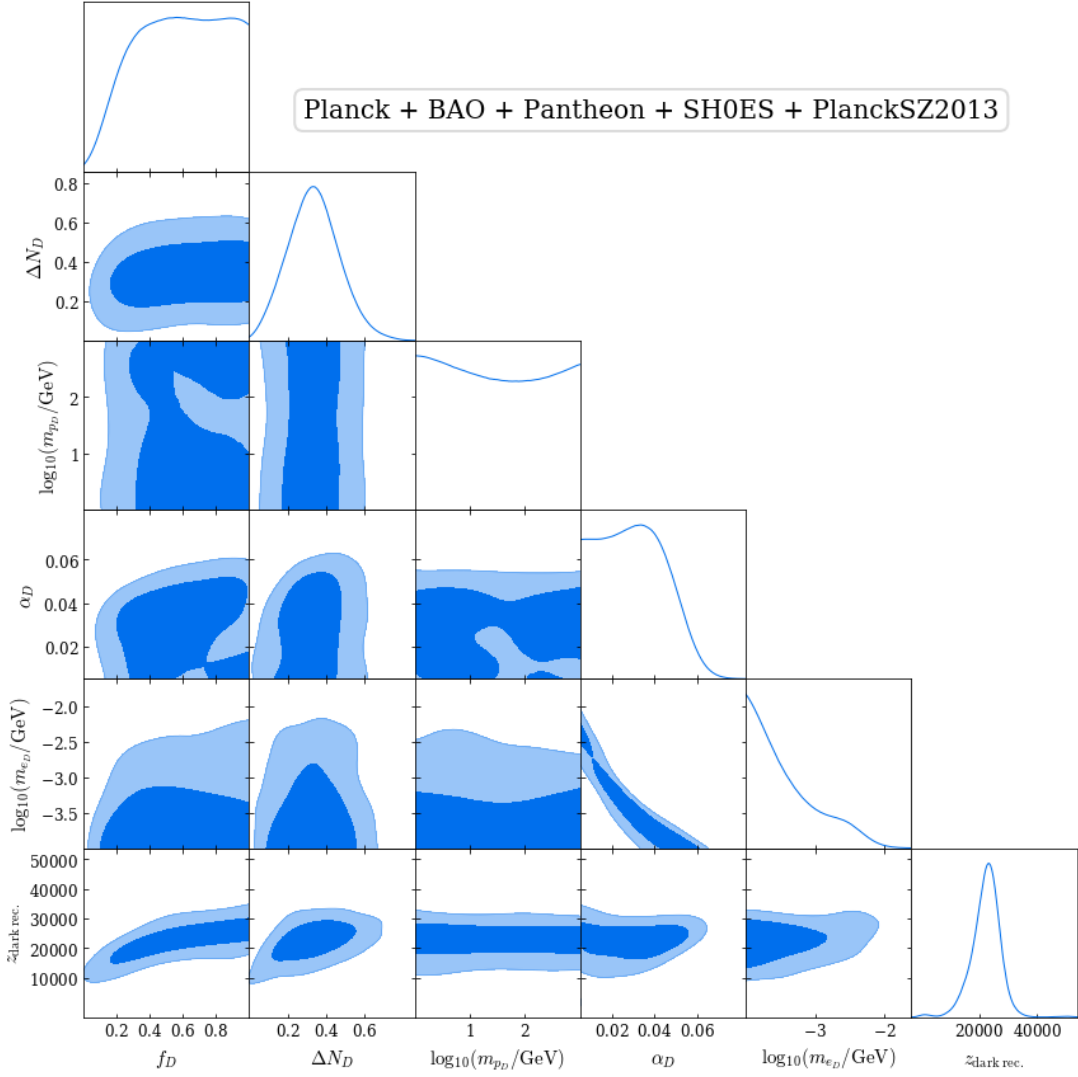


Figure 10: 68% and 95% confidence level contours for atomic dark matter model parameters using Planck, BAO, Pantheon, SH0ES, and the Planck 2013 SZ measurement of S_8 .

Table 2, as well as the minimum χ^2 values for each model, and breakdown by experiment. The best-fit S_8 value for aDM is significantly lower than for both ΛCDM and $\Lambda\text{CDM} + \Delta N_{\text{eff}}$, and the best-fit H_0 value is significantly higher than for ΛCDM . Furthermore, the minimum χ^2 for the aDM is 3829.62, ≈ 24 units lower than the minimum of 3853.12 for ΛCDM . Even with extra parameters in the model, this indicates that aDM is a better fit to this combined dataset than ΛCDM . Naively, this translates to about 4σ preference for the aDM model over the ΛCDM model.

We can confirm that a non-zero amount of atomic dark matter is preferred by examining the posteriors for the aDM parameters, displayed in Fig. 10. We also include the derived parameter $z_{\text{dark rec.}}$, the redshift of the dark recombination. We see that the 95%

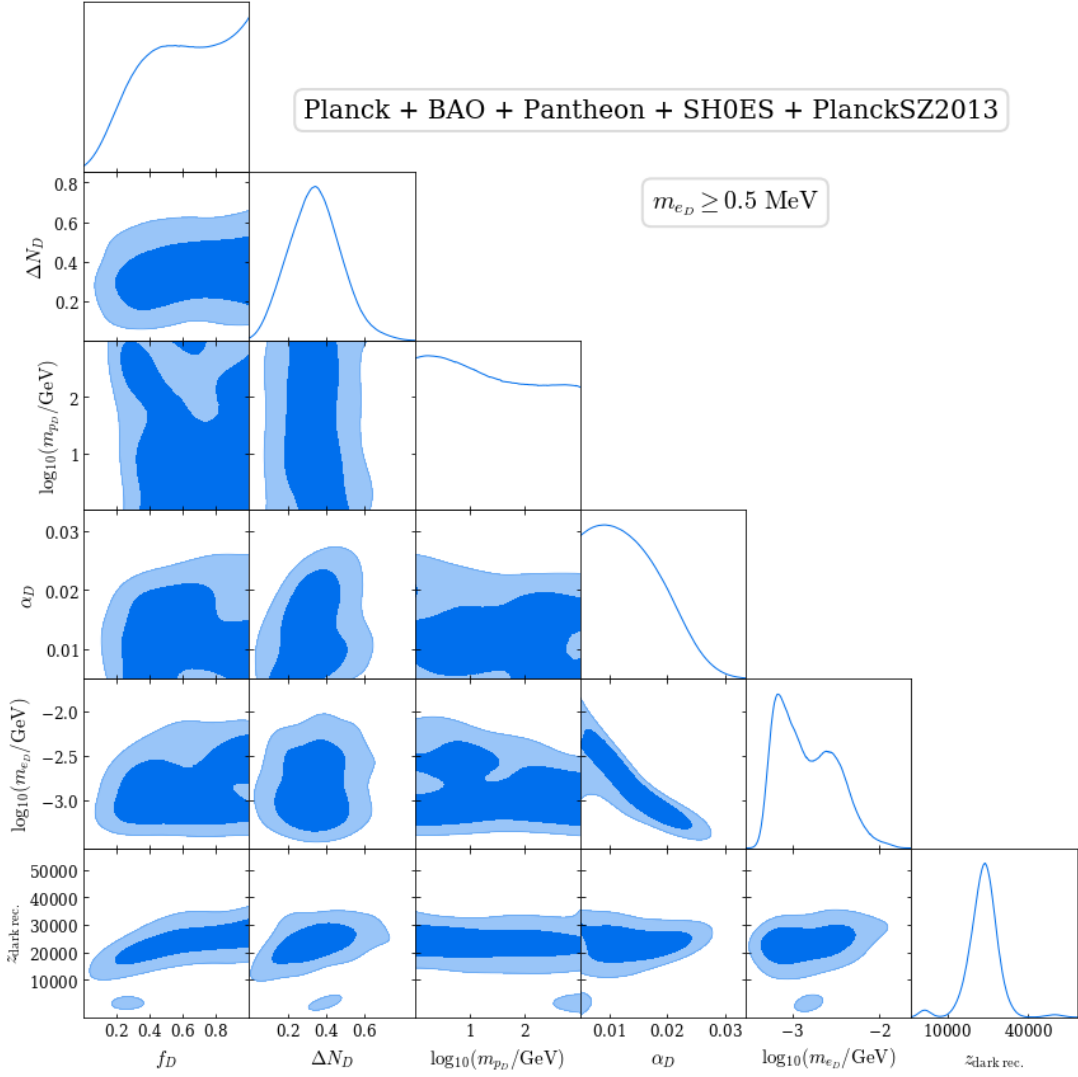


Figure 11: Same as Fig. 10 but only including points with $m_{e_D} > 0.5$ MeV to enforce the BBN constraint on ΔN_{eff} . This allows us to extract a physical upper bound on α_D .

confidence level contours for ΔN_D and f_D are now closed from below, and that the allowed m_{e_D} and α_D are now tightly inversely correlated. The reason for this is clear when examining the constraints on $z_{\text{dark rec.}}$, which has a well-defined range of allowed values, with a mean and $1\text{-}\sigma$ range of $22510^{+5.3 \times 10^3}_{-4.2 \times 10^3}$. This redshift is controlled primarily by the binding energy of the dark hydrogen $B_D = \alpha_D^2 m_{e_D}/2$. Interestingly, this same range of redshift has been identified in other work using a dark sector with dark radiation-dark matter interactions to attempt to resolve the Hubble and S_8 tensions, as the preferred time for interactions between the dark radiation and dark matter to shut off [110].

The upper bounds on the preferred m_{e_D} and α_D in Figure 10 are artefacts of the lower bounds on α_D and m_{e_D} , respectively, which prevent their counterpart from reaching higher values while maintaining the required $z_{\text{dark rec.}}$. However, we know that for modest tem-

perature ratios, dark electrons lighter than ~ 0.5 MeV would violate the ΔN_{eff} constraint from BBN (see discussion in Section 2.1). Since the best-fit aDM parameters all include $\Delta N_D \gtrsim 0.1$, we can approximately include this BBN constraint by only showing posteriors for scan points satisfying $m_{e_D} > 0.5$ MeV, which is done in Figure 11. (Figure 9 is not modified significantly by this change.) This allows us to conclude that $\alpha_D < 0.025$ is a real upper bound on the dark QED coupling if late-time measurements on H_0 and S_8 are included.

We can thus conclude that while not preferred by CMB and BAO data alone, an atomic dark matter sector can significantly reduce the H_0 and S_8 tensions compared to Λ CDM by improving the cosmological fit that includes the local measurements. Furthermore, we have a specific prediction for the redshift of the dark recombination, which tightly constraints the relationship between the dark electron mass and fine structure constant. If we combine this with the lower bound on m_{e_D} from ΔN_{eff} at BBN, we obtain very concrete bounds on the aDM parameters from precision cosmology:

- small dark QED coupling $\alpha_D < 0.025$,
- a dark electron no lighter than the SM electron, $m_{e_D} > 0.5$ MeV,
- arbitrary dark proton mass within the 0.1 GeV - TeV range we consider,
- significant aDM mass fraction $f_D \gtrsim 0.1$,
- significant amount of dark radiation $0.1 \lesssim \Delta N_D \lesssim 0.6$, corresponding to a temperature ratio at SM recombination of $0.4 \lesssim \xi \lesssim 0.6$.

This tightly constraints further investigation of aDM if local H_0 , S_8 measurements are found to be reliable. It is also interesting to note that the required range of ξ lies exactly in the natural range given expected entropy injections in the visible sector after SM-aDM decoupling.

6 Conclusion

Atomic dark matter is a simple theory for a dark sector that could account for some or all of our universe’s dark matter abundance. It is highly theoretically motivated, since it could arise in dark sectors related to the SM by some discrete symmetry, which includes the Twin Higgs family of solutions to the hierarchy problem. The presence of dark radiation and dark acoustic oscillations also motivate aDM as a candidate to resolve the (H_0, S_8) tension. Indeed, the self-interacting and dissipative dynamics of any aDM subcomponent leads to rich phenomenology at all scales, from early universe cosmology to stellar astrophysics. However, the same richness also leads to great difficulty in relating constraints from smaller scales to cosmological parameters of aDM. That makes robust bounds from precision cosmology in the linear regime all the more important.

In this work, we derive such bounds on the full 5D aDM parameter space of three microphysical parameters $(\alpha_D, m_{p_D}, m_{e_D})$ plus the aDM fraction f_D and the temperature ratio ξ (or equivalently ΔN_D) for the first time.

Without late-time measurements, considering only Planck + BAO + Pantheon data, we find relatively modest but still significant constraints: for $\alpha_D = 0.073$ (0.0073), ΔN_D and f_D have to be extremely small if $m_{e_D} \lesssim 0.1$ MeV (MeV), while for larger dark electron masses near-unity aDM fractions are allowed as long as the dark radiation does not violate $\Delta N_D \lesssim 0.3$. Adding large scale structure data in the linear regime by including the KV450 dataset has negligible impact, which motivates understanding non-linear structure growth in the presence of an aDM component.

Including late-time measurements shows that aDM can accommodate the (H_0, S_8) tension better than Λ CDM. Furthermore, these datasets lead to strong constraints on aDM parameters. The dark QED coupling has to be small, $\alpha_D < 0.025$; the dark electron cannot be lighter than the SM electron; and significant aDM fractions $f_D \gtrsim 0.1$ and dark radiation $\Delta N_D \gtrsim 0.1$ are favoured. The dark proton mass is seemingly entirely unconstrained.

While we studied the minimal aDM model in near-full generality, there are several important avenues for future investigation even within the specific scope of precision cosmology. For example, it would be interesting to numerically investigate the regime of very small α_D to see if a lower bound on the dark QED coupling can be found in some circumstances. Non-minimal aDM scenarios, beyond the specific Mirror Twin Higgs realization studied in [23], should also be considered. We leave this for future work.

Our results serve as an important new jumping-off point for the rigorous study of atomic dark matter in our universe at all scales. The enormous range of astrophysical phenomena that could be realized by aDM, as well as the great difficulty of understanding them in detail, has in the past stymied detailed investigation of its signatures at non-linear or astrophysical scales and their connection to primordial parameters $(f_D, \Delta N_D)$. Late-time (H_0, S_8) measurements shine a light on a particular region of aDM parameter space that has to be the target of detailed simulation studies to push our understanding of aDM from the early universe to later times, making contact with treasure troves of data along the way. This could ultimately lead to the discovery of non-minimal dark sectors even in the complete absence of non-gravitational interactions with the SM. With sufficient study of its detailed evolution, distribution and gravitational effects, the nightmare scenario of the perpetually unknown dark matter that minimally interacts with the SM can thus be avoided.

Acknowledgements

We are especially grateful to Francis-Yan Cyr-Racine for many helpful conversations on aDM cosmology; Yacine Ali-Haïmoud and Nanoom Lee for useful advice and providing the code to compute the effective recombination coefficients in HyRec; Melissa Joseph for technical advice on MCMC scans; and Zackaria Chacko for initial encouragement for this project. We also thank Daniel Gruner and Bruno Mundim for technical assistance on the Niagara cluster. This work was enabled by computational resources provided by Compute Canada and the Digital Research Alliance of Canada. The research of SB in part was supported by the DOE grant DE-SC0011784. The research of JB and DC was supported in part by a Discovery Grant from the Natural Sciences and Engineering Research Council of Canada, the Canada Research Chair program, the Alfred P. Sloan Foundation, the

Ontario Early Researcher Award, and the University of Toronto McLean Award. JB also acknowledges funding from a Postgraduate Doctoral Scholarship (PGS D) provided by the Natural Sciences and Engineering Research Council of Canada. The research of YT was supported by the NSF grant PHY-2112540.

References

- [1] A. G. Riess et al., *A Comprehensive Measurement of the Local Value of the Hubble Constant with $1 \text{ km s}^{-1} \text{ Mpc}^{-1}$ Uncertainty from the Hubble Space Telescope and the SHOES Team*, *Astrophys. J. Lett.* **934** (2022) L7, [[2112.04510](#)].
- [2] PLANCK collaboration, N. Aghanim et al., *Planck 2018 results. VI. Cosmological parameters*, *Astron. Astrophys.* **641** (2020) A6, [[1807.06209](#)].
- [3] H. Hildebrandt et al., *KiDS+VIKING-450: Cosmic shear tomography with optical and infrared data*, *Astron. Astrophys.* **633** (2020) A69, [[1812.06076](#)].
- [4] N. MacCrann, J. Zuntz, S. Bridle, B. Jain and M. R. Becker, *Cosmic Discordance: Are Planck CMB and CFHTLenS weak lensing measurements out of tune?*, *Mon. Not. Roy. Astron. Soc.* **451** (2015) 2877–2888, [[1408.4742](#)].
- [5] S. Joudaki et al., *CFHTLenS revisited: assessing concordance with Planck including astrophysical systematics*, *Mon. Not. Roy. Astron. Soc.* **465** (2017) 2033–2052, [[1601.05786](#)].
- [6] S. Joudaki et al., *KiDS+VIKING-450 and DES-Y1 combined: Cosmology with cosmic shear*, *Astron. Astrophys.* **638** (2020) L1, [[1906.09262](#)].
- [7] KiDS collaboration, M. Asgari et al., *KiDS-1000 Cosmology: Cosmic shear constraints and comparison between two point statistics*, *Astron. Astrophys.* **645** (2021) A104, [[2007.15633](#)].
- [8] KiDS, EUCLID collaboration, A. Loureiro et al., *KiDS and Euclid: Cosmological implications of a pseudo angular power spectrum analysis of KiDS-1000 cosmic shear tomography*, *Astron. Astrophys.* **665** (2022) A56, [[2110.06947](#)].
- [9] C. Heymans et al., *KiDS-1000 Cosmology: Multi-probe weak gravitational lensing and spectroscopic galaxy clustering constraints*, *Astron. Astrophys.* **646** (2021) A140, [[2007.15632](#)].
- [10] DES collaboration, T. M. C. Abbott et al., *Dark Energy Survey Year 3 results: Cosmological constraints from galaxy clustering and weak lensing*, *Phys. Rev. D* **105** (2022) 023520, [[2105.13549](#)].
- [11] O. H. E. Philcox and M. M. Ivanov, *BOSS DR12 full-shape cosmology: Λ CDM constraints from the large-scale galaxy power spectrum and bispectrum monopole*, *Phys. Rev. D* **105** (2022) 043517, [[2112.04515](#)].
- [12] E. Abdalla et al., *Cosmology intertwined: A review of the particle physics, astrophysics, and cosmology associated with the cosmological tensions and anomalies*, *JHEAp* **34** (2022) 49–211, [[2203.06142](#)].
- [13] E. Di Valentino et al., *Snowmass2021 - Letter of interest cosmology intertwined II: The hubble constant tension*, *Astropart. Phys.* **131** (2021) 102605, [[2008.11284](#)].
- [14] P. Asadi et al., *Early-Universe Model Building*, [2203.06680](#).

- [15] D. E. Kaplan, G. Z. Krnjaic, K. R. Rehermann and C. M. Wells, *Atomic Dark Matter*, [*JCAP* **05** \(2010\) 021](#), [[0909.0753](#)].
- [16] D. E. Kaplan, G. Z. Krnjaic, K. R. Rehermann and C. M. Wells, *Dark Atoms: Asymmetry and Direct Detection*, [*JCAP* **10** \(2011\) 011](#), [[1105.2073](#)].
- [17] J. M. Cline, Z. Liu and W. Xue, *Millicharged Atomic Dark Matter*, [*Phys. Rev. D* **85** \(2012\) 101302](#), [[1201.4858](#)].
- [18] F.-Y. Cyr-Racine and K. Sigurdson, *Cosmology of atomic dark matter*, [*Phys. Rev. D* **87** \(2013\) 103515](#), [[1209.5752](#)].
- [19] F.-Y. Cyr-Racine, R. de Putter, A. Raccanelli and K. Sigurdson, *Constraints on Large-Scale Dark Acoustic Oscillations from Cosmology*, [*Phys. Rev. D* **89** \(2014\) 063517](#), [[1310.3278](#)].
- [20] J. Fan, A. Katz, L. Randall and M. Reece, *Dark-Disk Universe*, [*Phys. Rev. Lett.* **110** \(2013\) 211302](#), [[1303.3271](#)].
- [21] J. Fan, A. Katz, L. Randall and M. Reece, *Double-Disk Dark Matter*, [*Phys. Dark Univ.* **2** \(2013\) 139–156](#), [[1303.1521](#)].
- [22] D. Curtin and J. Setford, *Direct Detection of Atomic Dark Matter in White Dwarfs*, [*JHEP* **03** \(2021\) 166](#), [[2010.00601](#)].
- [23] S. Bansal, J. H. Kim, C. Kolda, M. Low and Y. Tsai, *Mirror twin Higgs cosmology: constraints and a possible resolution to the H_0 and S_8 tensions*, [*JHEP* **05** \(2022\) 050](#), [[2110.04317](#)].
- [24] F.-Y. Cyr-Racine, F. Ge and L. Knox, *Symmetry of Cosmological Observables, a Mirror World Dark Sector, and the Hubble Constant*, [*Phys. Rev. Lett.* **128** \(2022\) 201301](#), [[2107.13000](#)].
- [25] N. Blinov, G. Krnjaic and S. W. Li, *Toward a realistic model of dark atoms to resolve the Hubble tension*, [*Phys. Rev. D* **105** \(2022\) 095005](#), [[2108.11386](#)].
- [26] S. Gariazzo, P. F. de Salas and S. Pastor, *Thermalisation of sterile neutrinos in the early Universe in the 3+1 scheme with full mixing matrix*, [*JCAP* **07** \(2019\) 014](#), [[1905.11290](#)].
- [27] Z. Chacko, Y. Cui, S. Hong, T. Okui and Y. Tsai, *Partially Acoustic Dark Matter, Interacting Dark Radiation, and Large Scale Structure*, [*JHEP* **12** \(2016\) 108](#), [[1609.03569](#)].
- [28] Z. Chacko, D. Curtin, M. Geller and Y. Tsai, *Cosmological Signatures of a Mirror Twin Higgs*, [*JHEP* **09** \(2018\) 163](#), [[1803.03263](#)].
- [29] PLANCK collaboration, N. Aghanim et al., *Planck 2018 results. V. CMB power spectra and likelihoods*, [*Astron. Astrophys.* **641** \(2020\) A5](#), [[1907.12875](#)].
- [30] F. Beutler, C. Blake, M. Colless, D. H. Jones, L. Staveley-Smith, L. Campbell et al., *The 6dF Galaxy Survey: baryon acoustic oscillations and the local Hubble constant*, [*Monthly Notices of the Royal Astronomical Society* **416** \(Oct., 2011\) 3017–3032](#), [[1106.3366](#)].
- [31] A. J. Ross, L. Samushia, C. Howlett, W. J. Percival, A. Burden and M. Manera, *The clustering of the SDSS DR7 main Galaxy sample – I. A 4 per cent distance measure at $z = 0.15$* , [*Mon. Not. Roy. Astron. Soc.* **449** \(2015\) 835–847](#), [[1409.3242](#)].
- [32] BOSS collaboration, S. Alam et al., *The clustering of galaxies in the completed SDSS-III Baryon Oscillation Spectroscopic Survey: cosmological analysis of the DR12 galaxy sample*, [*Mon. Not. Roy. Astron. Soc.* **470** \(2017\) 2617–2652](#), [[1607.03155](#)].

- [33] PAN-STARRS1 collaboration, D. M. Scolnic et al., *The Complete Light-curve Sample of Spectroscopically Confirmed SNe Ia from Pan-STARRS1 and Cosmological Constraints from the Combined Pantheon Sample*, *Astrophys. J.* **859** (2018) 101, [[1710.00845](#)].
- [34] D. Blas, J. Lesgourgues and T. Tram, *The Cosmic Linear Anisotropy Solving System (CLASS). Part II: Approximation schemes*, *JCAP* **2011** (July, 2011) 034, [[1104.2933](#)].
- [35] F.-Y. Cyr-Racine, K. Sigurdson, J. Zavala, T. Bringmann, M. Vogelsberger and C. Pfrommer, *ETHOS—an effective theory of structure formation: From dark particle physics to the matter distribution of the Universe*, *Phys. Rev. D* **93** (2016) 123527, [[1512.05344](#)].
- [36] T. Brinckmann and J. Lesgourgues, *MontePython 3: boosted MCMC sampler and other features*, *Phys. Dark Univ.* **24** (2019) 100260, [[1804.07261](#)].
- [37] Z. G. Berezhiani, A. D. Dolgov and R. N. Mohapatra, *Asymmetric inflationary reheating and the nature of mirror universe*, *Phys. Lett. B* **375** (1996) 26–36, [[hep-ph/9511221](#)].
- [38] Z. Chacko, N. Craig, P. J. Fox and R. Harnik, *Cosmology in Mirror Twin Higgs and Neutrino Masses*, *JHEP* **07** (2017) 023, [[1611.07975](#)].
- [39] N. Craig, S. Koren and T. Trott, *Cosmological Signals of a Mirror Twin Higgs*, *JHEP* **05** (2017) 038, [[1611.07977](#)].
- [40] H. Beauchesne and Y. Kats, *Cosmology of the Twin Higgs without explicit \mathbb{Z}_2 breaking*, *JHEP* **12** (2021) 160, [[2109.03279](#)].
- [41] V. Mossa et al., *The baryon density of the Universe from an improved rate of deuterium burning*, *Nature* **587** (2020) 210–213.
- [42] K. M. Zurek, *Asymmetric Dark Matter: Theories, Signatures, and Constraints*, *Phys. Rept.* **537** (2014) 91–121, [[1308.0338](#)].
- [43] Z. Chacko, H.-S. Goh and R. Harnik, *The Twin Higgs: Natural electroweak breaking from mirror symmetry*, *Phys. Rev. Lett.* **96** (2006) 231802, [[hep-ph/0506256](#)].
- [44] R. Barbieri, T. Gregoire and L. J. Hall, *Mirror world at the large hadron collider*, [[hep-ph/0509242](#)].
- [45] Z. Chacko, Y. Nomura, M. Papucci and G. Perez, *Natural little hierarchy from a partially goldstone twin Higgs*, *JHEP* **01** (2006) 126, [[hep-ph/0510273](#)].
- [46] Z. Chacko, D. Curtin, M. Geller and Y. Tsai, *Direct detection of mirror matter in Twin Higgs models*, *JHEP* **11** (2021) 198, [[2104.02074](#)].
- [47] I. Garcia Garcia, R. Lasenby and J. March-Russell, *Twin Higgs Asymmetric Dark Matter*, *Phys. Rev. Lett.* **115** (2015) 121801, [[1505.07410](#)].
- [48] R. Foot and S. Mitra, *Ordinary atom mirror atom bound states: A New window on the mirror world*, *Phys. Rev. D* **66** (2002) 061301, [[hep-ph/0204256](#)].
- [49] R. Foot and R. R. Volkas, *Was ordinary matter synthesized from mirror matter? An Attempt to explain why $\Omega(\text{Baryon})$ approximately equal to $0.2 \Omega(\text{Dark})$* , *Phys. Rev. D* **68** (2003) 021304, [[hep-ph/0304261](#)].
- [50] Z. Berezhiani, *Mirror world and its cosmological consequences*, *Int. J. Mod. Phys. A* **19** (2004) 3775–3806, [[hep-ph/0312335](#)].
- [51] R. Foot, *Have mirror stars been observed?*, *Phys. Lett. B* **452** (1999) 83–86, [[astro-ph/9902065](#)].

- [52] R. Foot, A. Y. Ignatiev and R. R. Volkas, *Physics of mirror photons*, *Phys. Lett. B* **503** (2001) 355–361, [[astro-ph/0011156](#)].
- [53] R. Foot, *Experimental implications of mirror matter - type dark matter*, *Int. J. Mod. Phys. A* **19** (2004) 3807–3818, [[astro-ph/0309330](#)].
- [54] R. Foot, *Mirror matter-type dark matter*, *Int. J. Mod. Phys. D* **13** (2004) 2161–2192, [[astro-ph/0407623](#)].
- [55] R. Foot and S. Vagnozzi, *Dissipative hidden sector dark matter*, *Phys. Rev. D* **91** (2015) 023512, [[1409.7174](#)].
- [56] R. N. Mohapatra and S. Nussinov, *Constraints on Mirror Models of Dark Matter from Observable Neutron-Mirror Neutron Oscillation*, *Phys. Lett. B* **776** (2018) 22–25, [[1709.01637](#)].
- [57] M. Archidiacono, D. C. Hooper, R. Murgia, S. Bohr, J. Lesgourgues and M. Viel, *Constraining Dark Matter-Dark Radiation interactions with CMB, BAO, and Lyman- α* , *JCAP* **10** (2019) 055, [[1907.01496](#)].
- [58] J. M. Cline, *Dark atoms and composite dark matter*, *SciPost Phys. Lect. Notes* **52** (2022) 1, [[2108.10314](#)].
- [59] K. Bechtol et al., *Snowmass2021 Cosmic Frontier White Paper: Dark Matter Physics from Halo Measurements*, in *2022 Snowmass Summer Study*, 3, 2022, [2203.07354](#).
- [60] C. Dvorkin et al., *The Physics of Light Relics*, in *2022 Snowmass Summer Study*, 3, 2022, [2203.07943](#).
- [61] S. Adhikari et al., *Astrophysical Tests of Dark Matter Self-Interactions*, [2207.10638](#).
- [62] J. M. Cline, Z. Liu, G. Moore and W. Xue, *Scattering properties of dark atoms and molecules*, *Phys. Rev. D* **89** (2014) 043514, [[1311.6468](#)].
- [63] M. McCullough and L. Randall, *Exothermic Double-Disk Dark Matter*, *JCAP* **10** (2013) 058, [[1307.4095](#)].
- [64] R. Foot, *Tully-Fisher relation, galactic rotation curves and dissipative mirror dark matter*, *JCAP* **12** (2014) 047, [[1307.1755](#)].
- [65] R. Foot, *Galactic structure explained with dissipative mirror dark matter*, *Phys. Rev. D* **88** (2013) 023520, [[1304.4717](#)].
- [66] L. Randall and J. Scholtz, *Dissipative Dark Matter and the Andromeda Plane of Satellites*, *JCAP* **09** (2015) 057, [[1412.1839](#)].
- [67] K. Schutz, T. Lin, B. R. Safdi and C.-L. Wu, *Constraining a Thin Dark Matter Disk with Gaia*, *Phys. Rev. Lett.* **121** (2018) 081101, [[1711.03103](#)].
- [68] R. Foot, *Dissipative dark matter and the rotation curves of dwarf galaxies*, *JCAP* **07** (2016) 011, [[1506.01451](#)].
- [69] O. Chashchina, R. Foot and Z. Silagadze, *Radial acceleration relation and dissipative dark matter*, *Phys. Rev. D* **95** (2017) 023009, [[1611.02422](#)].
- [70] R. Foot and S. Vagnozzi, *Solving the small-scale structure puzzles with dissipative dark matter*, *JCAP* **07** (2016) 013, [[1602.02467](#)].
- [71] R. Foot, *Dissipative dark matter halos: The steady state solution*, *Phys. Rev. D* **97** (2018) 043012, [[1707.02528](#)].

- [72] R. Foot, *Resolution of the small scale structure issues with dissipative dark matter from multiple Standard Model sectors*, *Phys. Rev. D* **98** (2018) 123015, [[1804.02847](#)].
- [73] J. Buch, S. C. J. Leung and J. Fan, *Using Gaia DR2 to Constrain Local Dark Matter Density and Thin Dark Disk*, *JCAP* **04** (2019) 026, [[1808.05603](#)].
- [74] H. Winch, J. Setford, J. Bovy and D. Curtin, *Using LSST Microlensing to Constrain Dark Compact Objects in Spherical and Disk Configurations*, *Astrophys. J.* **933** (2022) 177, [[2012.07136](#)].
- [75] A. Widmark, C. F. P. Laporte, P. F. de Salas and G. Monari, *Weighing the Galactic disk using phase-space spirals. II. Most stringent constraints on a thin dark disk using Gaia EDR3*, *AAP* **653** (Sept., 2021) A86, [[2105.14030](#)].
- [76] E. D. Kramer and L. Randall, *Updated Kinematic Constraints on a Dark Disk*, *Astrophys. J.* **824** (2016) 116, [[1604.01407](#)].
- [77] E. D. Kramer and L. Randall, *Interstellar Gas and a Dark Disk*, *Astrophys. J.* **829** (2016) 126, [[1603.03058](#)].
- [78] D. N. Spergel and P. J. Steinhardt, *Observational evidence for selfinteracting cold dark matter*, *Phys. Rev. Lett.* **84** (2000) 3760–3763, [[astro-ph/9909386](#)].
- [79] A. H. G. Peter, M. Rocha, J. S. Bullock and M. Kaplinghat, *Cosmological Simulations with Self-Interacting Dark Matter II: Halo Shapes vs. Observations*, *Mon. Not. Roy. Astron. Soc.* **430** (2013) 105, [[1208.3026](#)].
- [80] M. Rocha, A. H. G. Peter, J. S. Bullock, M. Kaplinghat, S. Garrison-Kimmel, J. Onorbe et al., *Cosmological Simulations with Self-Interacting Dark Matter I: Constant Density Cores and Substructure*, *Mon. Not. Roy. Astron. Soc.* **430** (2013) 81–104, [[1208.3025](#)].
- [81] D. Curtin and J. Setford, *How To Discover Mirror Stars*, *Phys. Lett. B* **804** (2020) 135391, [[1909.04071](#)].
- [82] D. Curtin and J. Setford, *Signatures of Mirror Stars*, *JHEP* **03** (2020) 041, [[1909.04072](#)].
- [83] M. Hippert, J. Setford, H. Tan, D. Curtin, J. Noronha-Hostler and N. Yunes, *Mirror neutron stars*, *Phys. Rev. D* **106** (2022) 035025, [[2103.01965](#)].
- [84] A. Howe, J. Setford, D. Curtin and C. D. Matzner, *How to search for mirror stars with Gaia*, *JHEP* **07** (2022) 059, [[2112.05766](#)].
- [85] M. Hippert, E. Dillingham, H. Tan, D. Curtin, J. Noronha-Hostler and N. Yunes, *Dark Matter or Regular Matter in Neutron Stars? How to tell the difference from the coalescence of compact objects*, [2211.08590](#).
- [86] J. Pollack, D. N. Spergel and P. J. Steinhardt, *Supermassive Black Holes from Ultra-Strongly Self-Interacting Dark Matter*, *Astrophys. J.* **804** (2015) 131, [[1501.00017](#)].
- [87] S. Shandera, D. Jeong and H. S. G. Gebhardt, *Gravitational Waves from Binary Mergers of Subsolar Mass Dark Black Holes*, *Phys. Rev. Lett.* **120** (2018) 241102, [[1802.08206](#)].
- [88] D. Singh, M. Ryan, R. Magee, T. Akhter, S. Shandera, D. Jeong et al., *Gravitational-wave limit on the Chandrasekhar mass of dark matter*, *Phys. Rev. D* **104** (2021) 044015, [[2009.05209](#)].
- [89] R. Foot, *Mirror dark matter: Cosmology, galaxy structure and direct detection*, *Int. J. Mod. Phys. A* **29** (2014) 1430013, [[1401.3965](#)].

- [90] P. J. E. Peebles, *Recombination of the Primeval Plasma*, *The Astrophysical Journal* **153** (July, 1968) 1.
- [91] Y. B. Zel'dovich, V. G. Kurt and R. A. Syunyaev, *Recombination of Hydrogen in the Hot Model of the Universe*, *Soviet Journal of Experimental and Theoretical Physics* **28** (Jan., 1969) 146.
- [92] S. Seager, D. D. Sasselov and D. Scott, *How exactly did the universe become neutral?*, *Astrophys. J. Suppl.* **128** (2000) 407–430, [[astro-ph/9912182](#)].
- [93] N. Lee and Y. Ali-Haïmoud, *HYREC-2: a highly accurate sub-millisecond recombination code*, *Phys. Rev. D* **102** (2020) 083517, [[2007.14114](#)].
- [94] Y. Ali-Haïmoud and C. M. Hirata, *Ultrafast effective multilevel atom method for primordial hydrogen recombination*, *Physical Review D* **82** (Sept., 2010) 063521, [[1006.1355](#)].
- [95] C.-P. Ma and E. Bertschinger, *Cosmological perturbation theory in the synchronous and conformal Newtonian gauges*, *Astrophys. J.* **455** (1995) 7–25, [[astro-ph/9506072](#)].
- [96] H.-J. Seo, E. R. Siegel, D. J. Eisenstein and M. White, *Nonlinear Structure Formation and the Acoustic Scale*, *The Astrophysical Journal* **686** (Oct., 2008) 13–24, [[0805.0117](#)].
- [97] M. R. Buckley, J. Zavala, F.-Y. Cyr-Racine, K. Sigurdson and M. Vogelsberger, *Scattering, damping, and acoustic oscillations: Simulating the structure of dark matter halos with relativistic force carriers*, *Phys. Rev. D* **90** (Aug, 2014) 043524.
- [98] F. Bernardeau, S. Colombi, E. Gaztanaga and R. Scoccimarro, *Large scale structure of the universe and cosmological perturbation theory*, *Phys. Rept.* **367** (2002) 1–248, [[astro-ph/0112551](#)].
- [99] T. Schaeffer and A. Schneider, *Dark acoustic oscillations: imprints on the matter power spectrum and the halo mass function*, *Mon. Not. Roy. Astron. Soc.* **504** (2021) 3773–3786, [[2101.12229](#)].
- [100] L. Amendola et al., *Cosmology and fundamental physics with the Euclid satellite*, *Living Rev. Rel.* **21** (2018) 2, [[1606.00180](#)].
- [101] LSST DARK ENERGY SCIENCE collaboration, R. Mandelbaum et al., *The LSST Dark Energy Science Collaboration (DESC) Science Requirements Document*, [1809.01669](#).
- [102] M. Garny, T. Konstandin, L. Sagunski and S. Tulin, *Lyman- α forest constraints on interacting dark sectors*, *JCAP* **09** (2018) 011, [[1805.12203](#)].
- [103] DES collaboration, E. O. Nadler et al., *Milky Way Satellite Census. III. Constraints on Dark Matter Properties from Observations of Milky Way Satellite Galaxies*, *Phys. Rev. Lett.* **126** (2021) 091101, [[2008.00022](#)].
- [104] S. Bashinsky and U. Seljak, *Neutrino perturbations in CMB anisotropy and matter clustering*, *Phys. Rev. D* **69** (2004) 083002, [[astro-ph/0310198](#)].
- [105] Z. Hou, R. Keisler, L. Knox, M. Millea and C. Reichardt, *How massless neutrinos affect the cosmic microwave background damping tail*, *Physical Review D* **87** (Apr., 2013) 083008, [[1104.2333](#)].
- [106] D. Baumann, D. Green, J. Meyers and B. Wallisch, *Phases of New Physics in the CMB*, *JCAP* **01** (2016) 007, [[1508.06342](#)].
- [107] Z. Chacko, Y. Cui, S. Hong and T. Okui, *Hidden dark matter sector, dark radiation, and the CMB*, *Phys. Rev. D* **92** (2015) 055033, [[1505.04192](#)].

- [108] Y. Ali-Haïmoud and C. M. Hirata, *HyRec: A fast and highly accurate primordial hydrogen and helium recombination code*, *Physical Review D* **83** (Feb., 2011) 043513, [[1011.3758](#)].
- [109] PLANCK collaboration, P. A. R. Ade et al., *Planck 2013 results. XX. Cosmology from Sunyaev–Zeldovich cluster counts*, *Astron. Astrophys.* **571** (2014) A20, [[1303.5080](#)].
- [110] M. Joseph, D. Aloni, M. Schmaltz, E. N. Sivarajan and N. Weiner, *A Step in Understanding the S_8 Tension*, [2207.03500](#).