

# Engineering Photon Statistics of Spatial Light Modes

Mingyuan Hong,<sup>1,\*</sup> Ashe Miller,<sup>1</sup> Roberto de J. León-Montiel,<sup>2</sup> Chenglong You,<sup>1</sup> and Omar S. Magaña-Loaiza<sup>1</sup>

<sup>1</sup>*Quantum Photonics Laboratory, Department of Physics & Astronomy,  
Louisiana State University, Baton Rouge, LA 70803, USA*

<sup>2</sup>*Instituto de Ciencias Nucleares, Universidad Nacional Autónoma de México,  
Apartado Postal 70-543, 04510 Cd. Mx., México*

(Dated: December 6, 2022)

The nature of light sources is defined by the statistical fluctuations of the electromagnetic field. As such, the photon statistics of light sources are typically associated with distinct emitters. Here, we demonstrate the possibility of producing light beams with various photon statistics through the spatial modulation of coherent light. This is achieved by the sequential encoding of controllable Kolmogorov phase screens in a digital micromirror device. Interestingly, the flexibility of our scheme allows for the arbitrary shaping of spatial light modes with engineered photon statistics at different spatial positions. The performance of our scheme is assessed through the photon-number-resolving characterization of different families of spatial light modes with engineered photon statistics. We believe that the possibility of controlling the photon fluctuations of the light field at arbitrary spatial locations has important implications for quantum spectroscopy, sensing, and imaging.

Manipulation of the spatial properties of light enables the development of novel imaging systems, communication protocols, and schemes for quantum information processing [1–3]. In quantum optics, a photon’s transverse spatial degree of freedom serves as a flexible platform to test complex quantum information protocols in a relatively simple fashion [1, 2]. These schemes rely on the spatial modulation of photons to produce and characterize diverse families of spatial photonic modes [4, 5]. Interestingly, spatial light modulators have enabled the engineering of complex spatial photonic wavefunctions through the control of the spatial, temporal, and polarization properties of photons [6–9]. Nevertheless, the possibility of using spatial modulation to manipulate the quantum statistical fluctuations of the electromagnetic field, that define the nature of light sources, remains unexplored [10–14].

Here, we demonstrate the possibility of using spatial modulation to control the photon fluctuations of the light field, enabling the engineering of spatial light modes with tailored statistics [15–17]. Specifically, we prepare Laguerre-Gauss and Hermite-Gauss modes with sub-thermal, thermal, and super-thermal photon statistics at different pixels. This is achieved by encoding phase screens possessing Kolmogorov statistics in a digital micromirror device (DMD) [18, 19]. As such, our scheme enables the engineering of photon statistics for spatial light modes at a kiloHertz rate. In our experiment, we quantify the quality of the produced beams by photon-number-resolving detection [13, 20]. Our results suggest that our modulation scheme might have important implications for other research fields such as quantum spectroscopy, sensing, and imaging [1, 3, 21].

Our technique for engineering the photon statistics of spatial light modes relies on the dynamic modulation of a laser beam’s spatial properties of coherence. For this purpose, we use random phase screens generated through

the Kolmogorov model of turbulence [18, 19]. This model enables us to quantify the spatial coherence properties of the modulated beams. While these random phase screens could be encoded in spatial light modulators (SLMs) [22], we can exploit the speed of DMDs to shape the spatial profile of light at a rate of approximately 12 kHz [5]. In our work, the encoding of Kolmogorov phase screens in a DMD is achieved through amplitude-only spatial light modulation [5]. This encoding approach allows one to produce light beams of the form  $A(x, y)e^{i\Phi(x, y)}$ , where  $A(x, y)$  represents the field amplitude as a function of the transverse spatial coordinates  $x$  and  $y$ , and  $\Phi(x, y)$  supplies the corresponding phase information. To achieve simultaneous amplitude and phase modulation, we use two dimensional binary amplitude holograms of the form  $T(x, y) = [1 + \text{sgn}(\cos[2\pi x/x_0 + \pi p(x, y)] - \cos[\pi w(x, y)])]/2$ , where  $\text{sgn}()$  represents the sign function. The position  $p(x, y) = \arcsin[A(x, y)]/\pi$  and width  $w(x, y) = \Phi(x, y)/\pi$  of the binary grating  $T(x, y)$ , with period  $x_0$ , define the corresponding amplitude and phase of the light field shaped by the DMD in its first diffraction order. We define the amplitude  $A(x, y)$  and phase  $\Phi(x, y)$  through the Kolmogorov model of turbulence [18, 19]. Interestingly, the Kolmogorov distortions of the reshaped beams erase the coherence properties of coherent laser fields [15, 23]. The degree of transverse distortion is quantified through the Fried’s parameter  $r_0$ , which is also called Fried’s coherent length. Here, we keep  $A(x, y)$  constant and control the amount of randomness in each phase screen through  $r_0$ . This is achieved by adjusting the distance among the superpixels that define the phase cells as well as their size. Specifically, the Kolmogorov phase screen is given by

$$\Phi = \text{Re}(\mathcal{F}^{-1}(\mathbb{M}\sqrt{\phi})), \quad (1)$$

where  $\mathbb{M}$  denotes an encoded random matrix, and the approximated power spectral density  $\phi \approx 0.023r_0^{-\frac{5}{3}}f^{-\frac{11}{3}}$

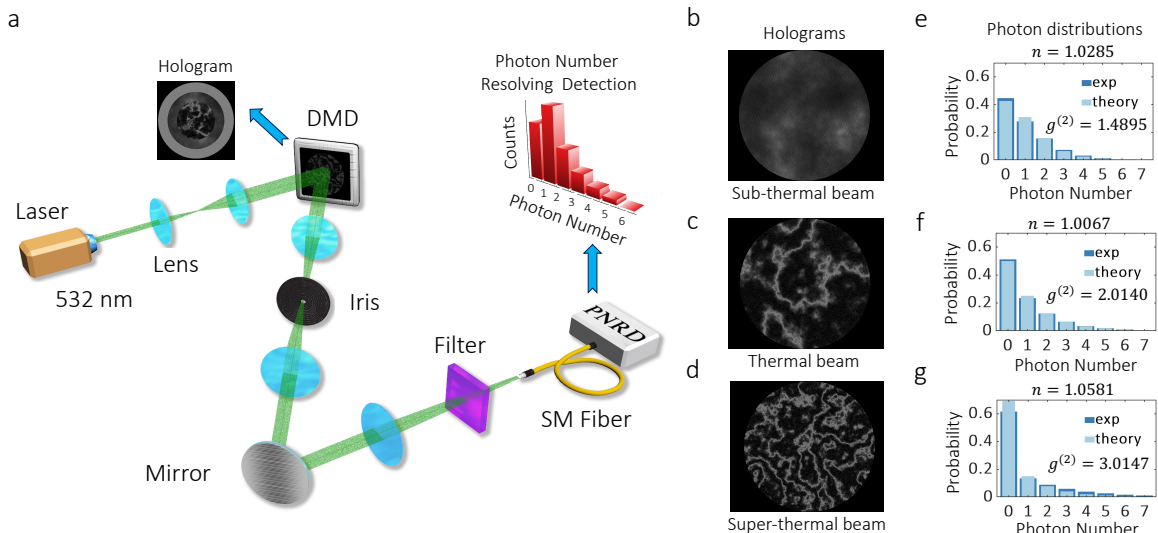


FIG. 1. The experimental setup for the engineering of photon statistics of spatial light modes is shown in **a**. The experiment is performed using a green laser centered at 532 nm. The initial beam is spatially cleaned and expanded using a 4-f system to match the size of the digital micro-mirror device (DMD). Another 4-f system and an iris are used to filter the first diffraction order of the beam reflected off the DMD. The Kolmogorov phase encoded in the filtered light beam induces the engineered photon statistics. We control the mean photon number of the beam using a neutral density filter. Finally, we measure the photon statistics using a single-mode (SM) fiber, an avalanche photodiode (APD) and a time tagger which are used to perform photon-number-resolving detection (PNRD) [13]. The panels from **b-d** show a sample frame of the holograms displayed on DMD. The Fried's parameter  $r_0$  are 12, 0.8 and  $0.32 \mu\text{m}$  for these holograms, respectively. Panels **e-g** depict the corresponding photon number statistics. Surprisingly, these engineered light beams can exhibit sub-thermal, thermal, or super-thermal photon statistics. We further quantify these photon fluctuations using the degree of second-order coherence  $g^{(2)}$ .

[22]. In this case,  $\text{Re}()$  indicates the real part of the complex number,  $\mathcal{F}^{-1}$  the inverse Fourier transform, and  $f$  the spatial frequency of the light field. Note that the mechanism to generate light with different photon statistics in our setup is similar to that relying on a rotating ground glass [15, 24]. More specifically, the total electromagnetic field collected by the detector contains contributions from sub-fields produced by multiple emitters at random spatial positions or pixels. According to the central limit theorem, the detected photon number  $n$ , obeys a negative-exponential distribution similar to the thermal distribution [25]. Based on this principle, by carefully adjusting the strength of random phases, we can exert control of the photon fluctuations of the electromagnetic field at arbitrary spatial locations.

We first explore the modification of photon statistics using the experimental setup depicted in Fig. 1a. For this purpose, we display videos on the DMD (DLP LightCrafter 6500 Evaluation Module) at a rate of 60 frames per second. Each frame of the video contains random transverse structures characterized by the Kolmogorov model [18]. These videos are made up with frames containing values of either 0 and 255 (in uint8 format) in each pixel. Based on the DMD's working principle, only pixels with 255 are able to reflect photons to the detector. This setup allows us to encode random Kolmogorov phases with different fluctu-

ation strengths. We show sample holograms in Fig. 1b-d. The encoded phase distributions induce photon fluctuations upon propagation [26]. This mechanism allows us to use the encoded holograms to engineer spatial modes with sub-thermal, thermal, or super-thermal statistics. The photon statistics of the engineered modes are quantified through the degree of second-order coherence  $g^{(2)} = 1 + ((\Delta\hat{n})^2) / \langle\hat{n}\rangle^2$ . It is well-known that coherent light beams are characterized by  $g^{(2)} = 1$ , whereas thermal fields exhibit a  $g^{(2)} = 2$  [11]. In addition, light beams with  $1 < g^{(2)} < 2$  are known as partially coherent or sub-thermal optical fields. Also, optical beams with  $g^{(2)} > 2$  are called super-thermal light fields [27, 28]. As demonstrated in Fig. 1e-g, these random phase screens thermalize the initial coherent laser beam to produce a degree of second-order coherence  $g^{(2)} > 1$ . In our experiment, we are able to preserve the coherent statistics of the initial beam by encoding phase screens with Fried's parameters  $r_0$  that tend to infinity [18]. Furthermore, we thermalize the optical field by reducing  $r_0$ . This approach increases the value of  $g^{(2)}$ . As shown in Fig. 1e, we generate sub-thermal fields by using phase screens with  $r_0 = 12 \mu\text{m}$ . Moreover, we produce a thermal field characterized by  $g^{(2)} = 2$  through the encoding of Kolmogorov phase screens with  $r_0 = 0.8 \mu\text{m}$ . Finally, we generate light with super-thermal statistics, this is reported in Fig. 1g. As discussed below, we sequentially

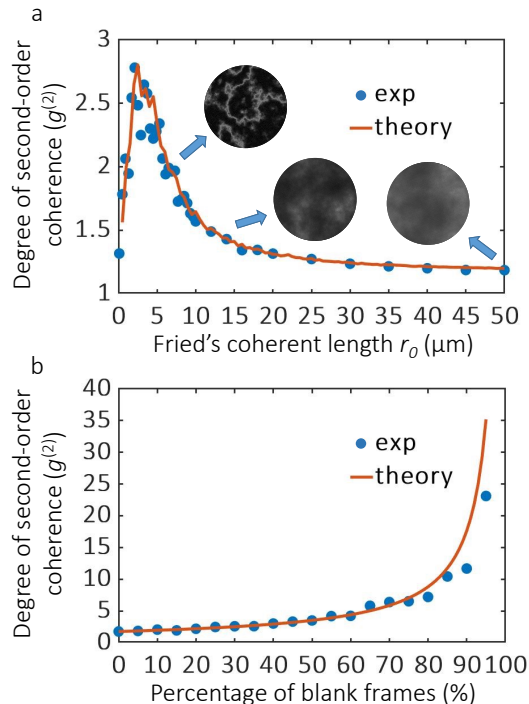


FIG. 2. Relation between the second-order degree of coherence  $g^{(2)}$  and the encoded Kolmogorov phase screens. Panel **a** reports  $g^{(2)}$  as a function of the Fried's parameter  $r_0$ . The insets show characteristic holograms corresponding to three Fried's coherence lengths. The theoretical prediction relies on a Monte Carlo simulation discussed below. In panel **b**, we plot the experimental and theoretical  $g^{(2)}$  as a function of the percentage of empty frames. In this experiment, we fix the Fried's parameter  $r_0$  to  $0.32 \mu\text{m}$ . This theoretical prediction is based on the summation of the original photon statistics and vacuum events with corresponding proportions.

display empty and random phase screens on the DMD.

We now explore the properties of the produced photon fluctuations as a function of the Kolmogorov phase screens. For this purpose, we display videos containing various phase screens on the DMD and measure the corresponding photon-number distribution in its far-field. These measurements allow us to calculate the  $g^{(2)}$  of the shaped beams. In Fig. 2a, we report the  $g^{(2)}$  dependency on the Fried's parameter  $r_0$ . We note that in both limits, specifically, when  $r_0$  is tending to 0 or infinity,  $g^{(2)}$  is close to 1. This phenomenon implies that in these limits, the photons we measure fluctuate in a similar fashion to those prepared in a coherent state [11]. Given the resolution of DMD,  $1920$  by  $1080$  pixels, when  $r_0$  goes to 0 or infinity, the DMD behaves like a mirror and the statistics of the laser beam are preserved. Interestingly, when  $r_0$  increases,  $g^{(2)}$  first increases up to 3 and gradually drops back to 1. We theoretically modeled the observed behavior of the  $g^{(2)}$  using a Monte Carlo simulation of the experiment [29]. Remarkably, this model is in excel-

lent agreement with our experiment. Given the fact that the probability of measuring a vacuum state is larger for super-thermal light than for thermal or sub-thermal light beams [11, 12], we study the role of displaying empty frames on the DMD during the sequential encoding of Kolmogorov phase screens. As reported in Fig. 2b, the magnitude of the  $g^{(2)}$  increases with the number of empty frames. Similarly, we theoretically modeled the behavior of the second-order coherence by increasing the probability of measuring vacuum events. In both panels, the remarkable agreement between our theoretical and experimental results validates the modification of the quantum statistical fluctuations of the light field through its spatial modulation.

The Monte-Carlo simulation was performed by encoding a phase screen with Kolmogorov statistics onto a Gaussian beam. This process allows us to emulate the DMD transformation. We propagate the beam through free space before measuring the mean photon number in the region of the field. This mean photon number is then used to generate the photon number distributions. As such, our scheme shares similarities with the rotating ground glass technique to produce pseudothermal light [24]. This procedure is repeated many times for each  $r_0$  value allowing us to calculate the average  $g^{(2)}$ . This whole process was repeated for a range of  $r_0$ 's creating the theoretical curve in Fig. 2a.

We now demonstrate the flexibility of our scheme to produce arbitrary spatial modes of light with engineered photon statistics. For this purpose, we divide the DMD screen into different regions. We then display random phase screens characterized by different magnitudes of the Fried's parameter in each region. In our demonstration, we generated the three spatial modes reported in Fig. 3a-c. To measure the photon number distribution of each spatial mode, we image the generated beam onto another DMD using a 4-f system [20]. The second DMD is used to perform raster scanning allowing us to measure the  $g^{(2)}$  of the generated beams at each pixel [20]. The corresponding results are presented in Fig. 3d-f. These results demonstrate the possibility of engineering the photon statistics and the  $g^{(2)}$  for each pixel of a spatial mode. Interestingly, the images of the characterized beams resemble the original spatial distributions of the phase screens in Fig. 3a-c. These results validate our method to generate beams of light with tailored photon statistics at arbitrary spatial positions.

In conclusion, the photon statistics are fundamental quantum mechanical properties of light sources [14–17, 20]. Here, we experimentally demonstrated the arbitrary shaping of spatial light modes with engineered photon statistics at different spatial positions. Our work relies on the sequential modulation of coherent laser beams through the encoding of Kolmogorov phase screens in a DMD. As such, our scheme provides a flexible platform for the generation of complex optical beams with multiple

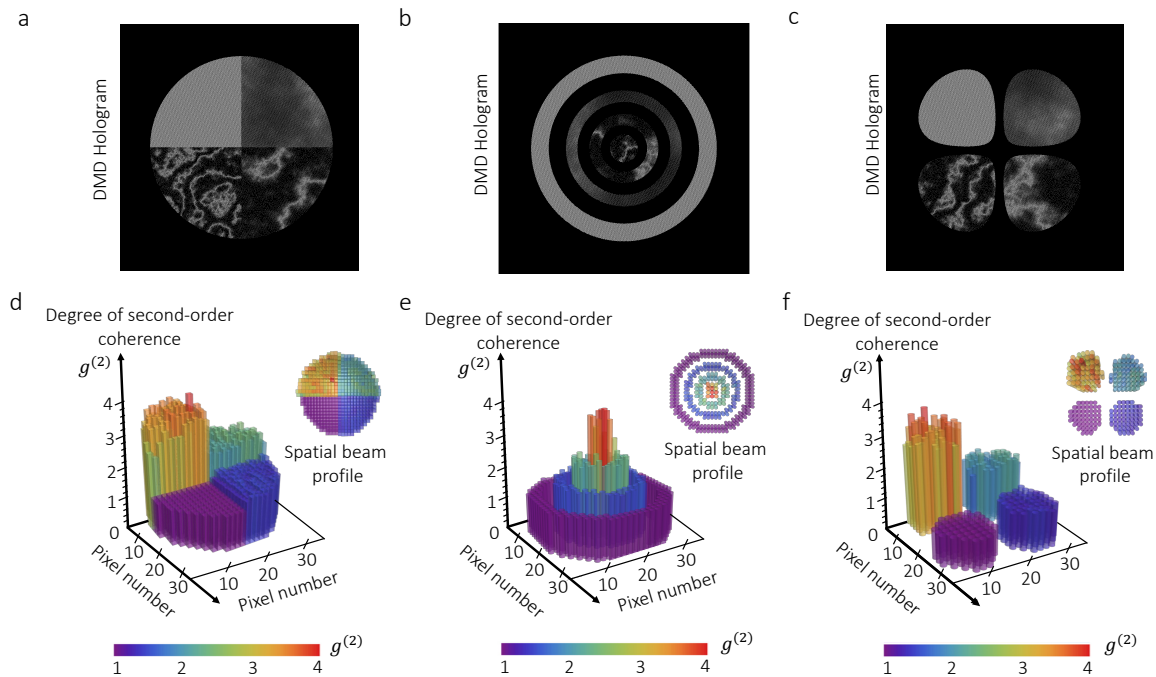


FIG. 3. Generation of spatial light modes with arbitrary photon statistics. The panels from **a-c** show three holograms that enable the engineering of optical modes with coherent, partially coherent, thermal, and super-thermal photon statistics. The hologram in **a** shows a Gaussian mode with four quadrants characterized by different Fried's parameters. Similarly, the sample hologram in **b** enables one to encode a Laguerre-Gaussian mode  $LG_{30}$  with rings characterized by different photon statistics. In **c**, we show a sample hologram that enables the engineering of a Hermite-Gaussian  $TEM_{11}$  mode with different photon fluctuations. These beams were characterized by implementing  $32 \times 32$  raster scanning using a second DMD [13, 20]. These measurements allowed us to perform the characterizations reported from **d** to **f**. The integration time for each pixel was 3 seconds. These results demonstrate the possibility of using a DMD for spatial modulation to generate light modes with tailored photon statistics.

degrees of freedom. These optical beams were characterized through photon-number-resolving detection [13, 20]. We believe that the possibility of controlling the photon statistics, at arbitrary spatial locations, has important implications for quantum spectroscopy, sensing, and imaging [1, 17, 30, 31].

We acknowledge funding from the U.S. Department of Energy, Office of Basic Energy Sciences, Division of Materials Sciences and Engineering under Award DE-SC0021069.

\* [mhong2@lsu.edu](mailto:mhong2@lsu.edu)

- [1] O. S. Magaña-Loaiza and R. W. Boyd, Quantum imaging and information, *Rep. Prog. Phys.* **82**, 124401 (2019).
- [2] A. E. Willner, H. Huang, Y. Yan, Y. Ren, N. Ahmed, G. Xie, C. Bao, L. Li, Y. Cao, Z. Zhao, J. Wang, M. P. J. Lavery, M. Tur, S. Ramachandran, A. F. Molisch, N. Ashrafi, and S. Ashrafi, Optical communications using orbital angular momentum beams, *Adv. Opt. Photonics* **7**, 66 (2015).
- [3] F. Flamini, N. Spagnolo, and F. Sciarrino, Photonic quantum information processing: a review, *Rep. Prog. Phys.* **82**, 016001 (2019).
- [4] V. Arrizón, U. Ruiz, R. Carrada, and L. A. González, Pixelated phase computer holograms for the accurate encoding of scalar complex fields, *J. Opt. Soc. Am. A* **24**, 3500 (2007).
- [5] M. Mirhosseini, O. S. Magaña-Loaiza, C. Chen, B. Rodenburg, M. Malik, and R. W. Boyd, Rapid generation of light beams carrying orbital angular momentum, *Opt. Express* **21**, 30196 (2013).
- [6] Q. Zhan, Cylindrical vector beams: from mathematical concepts to applications, *Adv. Opt. Photonics* **1**, 1 (2009).
- [7] A. Aiello, P. Banzer, M. Neugebauer, and G. Leuchs, From transverse angular momentum to photonic wheels, *Nat. Photonics* **9**, 789 (2015).
- [8] A. M. Beckley, T. G. Brown, and M. A. Alonso, Full poincaré beams, *Opt. Express* **18**, 10777 (2010).
- [9] S. M. Hashemi Rafsanjani, M. Mirhosseini, O. S. Magaña-Loaiza, and R. W. Boyd, State transfer based on classical nonseparability, *Phys. Rev. A* **92**, 023827 (2015).
- [10] L. Mandel, Sub-poissonian photon statistics in resonance fluorescence, *Opt. Lett.* **4**, 205 (1979).
- [11] C. Gerry and P. Knight, *Introductory Quantum Optics* (Cambridge University Press, Cambridge, 2004).
- [12] O. S. Magaña-Loaiza, R. d. J. León-Montiel, A. Perez-Leija, A. B. U'Ren, C. You, K. Busch, A. E. Lita, S. W. Nam, R. P. Mirin, and T. Gerrits, Multiphoton quantum-state engineering using conditional measurements, *npj*



- Quantum Inf.* **5**, 80 (2019).
- [13] C. You, M. A. Quiroz-Juárez, A. Lambert, N. Bhusal, C. Dong, A. Perez-Leija, A. Javaid, R. d. J. León-Montiel, and O. S. Magaña-Loaiza, Identification of light sources using machine learning, *Appl. Phys. Rev.* **7**, 021404 (2020).
- [14] C. You, M. Hong, N. Bhusal, J. Chen, M. A. Quiroz-Juárez, J. Fabre, F. Mostafavi, J. Guo, I. De Leon, R. d. J. León-Montiel, and O. S. Magaña-Loaiza, Observation of the modification of quantum statistics of plasmonic systems, *Nat. Commun.* **12**, 5161 (2021).
- [15] F. T. Arecchi, Measurement of the statistical distribution of gaussian and laser sources, *Phys. Rev. Lett.* **15**, 912 (1965).
- [16] H. E. Kondakci, A. Szameit, A. F. Abouraddy, D. N. Christodoulides, and B. E. A. Saleh, Interferometric control of the photon-number distribution, *APL Photonics* **2**, 071301 (2017).
- [17] F. Dell’Anno, S. D. Siena, and F. Illuminati, Multiphoton quantum optics and quantum state engineering, *Phys. Rep.* **428**, 53 (2006).
- [18] C. M. Harding, R. A. Johnston, and R. G. Lane, Fast simulation of a kolmogorov phase screen, *Appl. Opt.* **38**, 2161 (1999).
- [19] U. Frisch, *Turbulence: The Legacy of A. N. Kolmogorov* (Cambridge University Press, Cambridge, 1995).
- [20] N. Bhusal, M. Hong, A. Miller, M. A. Quiroz-Juárez, R. d. J. León-Montiel, C. You, and O. S. Magaña-Loaiza, Smart quantum statistical imaging beyond the abbe-rayleigh criterion, *npj Quantum Inf.* **8**, 83 (2022).
- [21] C. Lee, B. Lawrie, R. Pooser, K.-G. Lee, C. Rockstuhl, and M. Tame, Quantum plasmonic sensors, *Chem. Rev.* **121**, 4743 (2021).
- [22] B. Rodenburg, M. Mirhosseini, M. Malik, O. S. Magaña-Loaiza, M. Yanakas, L. Maher, N. K. Steinhoff, G. A. Tyler, and R. W. Boyd, Simulating thick atmospheric turbulence in the lab with application to orbital angular momentum communication, *New J. Phys.* **16**, 033020 (2014).
- [23] B. Rodenburg, M. Mirhosseini, O. S. Magaña-Loaiza, and R. W. Boyd, Experimental generation of an optical field with arbitrary spatial coherence properties, *J. Opt. Soc. Am. B* **31**, A51 (2014).
- [24] S.-W. Li, F. Li, T. Peng, and G. S. Agarwal, Photon statistics of quantum light on scattering from rotating ground glass, *Phys. Rev. A* **101**, 063806 (2020).
- [25] L. Mandel, Fluctuations of photon beams: The distribution of the photo-electrons, *Proc. Phys. Soc.* **74**, 233 (1959).
- [26] O. S. Magaña-Loaiza, M. Mirhosseini, R. M. Cross, S. M. H. Rafsanjani, and R. W. Boyd, Hanbury brown and twiss interferometry with twisted light, *Sci. Adv.* **2**, e1501143 (2022).
- [27] A. Allevi, S. Cassina, and M. Bondani, Super-thermal light for imaging applications, *Quantum Meas. Quantum Metrol.* **4**, 26 (2017).
- [28] T. Lettau, H. A. M. Leymann, B. Melcher, and J. Wiersig, Superthermal photon bunching in terms of simple probability distributions, *Phys. Rev. A* **97**, 053835 (2018).
- [29] D. G. Voelz, *Computational Fourier Optics: A MATLAB Tutorial* (SPIE press, Bellingham, Washington, 2011).
- [30] J. L. O’Brien, A. Furusawa, and J. Vuckovic, Photonic quantum technologies, *Nat. Photon.* **3**, 687 (2009).
- [31] C. L. Degen, F. Reinhard, and P. Cappellaro, Quantum sensing, *Rev. Mod. Phys.* **89**, 035002 (2017).