

Anisotropic differential conductance of a mixed parity superconductor/ferromagnet structure

Tim Kokkeler,^{1,2,*} Alberto Hijano,^{3,4,†} and F. Sebastián Bergeret^{3,1,‡}

¹*Donostia International Physics Center (DIPC), 20018 Donostia-San Sebastián, Spain*

²*University of Twente, 7522 NB Enschede, The Netherlands*

³*Centro de Física de Materiales (CFM-MPC) Centro Mixto CSIC-UPV/EHU, E-20018 Donostia-San Sebastián, Spain*

⁴*Department of Condensed Matter Physics, University of the Basque Country UPV/EHU, 48080 Bilbao, Spain*

We study the electronic transport properties of a superconductor (S) with a mixed s+p-wave pairing attached to a ferromagnetic metal (F) and a normal electrode (N) in an SFN configuration. Using the quasiclassical Green's function method, we compute the differential conductance σ of the junction and demonstrate its dependence on the direction of the exchange field relative to the direction of the d-vector of the pair potential. If the p-wave triplet dominates the pairing, the zero bias conductance depends on the relative direction between the triplet d-vector and the exchange field. In contrast, if the s-wave singlet dominates the pairing, the zero bias conductance is isotropic with respect to the field direction. Furthermore, at zero temperature, the zero bias conductance height can only take two values as a function of r , the parameter quantifying the relative amount of s- and p-wave pairing, with an abrupt change at $r = 1$ when the superconductor goes from a singlet to triplet dominated ground state. Moreover, we show that the relative amount of s- and p-wave pairing, can be estimated from the dependence of the finite bias conductance on the exchange field direction. Our results provide a way to characterize parity-mixed superconductors performing electrical measurements.

I. INTRODUCTION

Among the various types of unconventional superconductors, much attention has been paid to the study of superconductors with triplet correlations [1–8]. These correlations can be induced either via the proximity effect by combining superconductors with other materials [6, 7], or they may exist in bulk superconductivity, for example in uranium based ferromagnetic superconductors [9–14].

Most works focus on superconductors which have inversion symmetry, that is, in which the parity of the pair potential is either even or odd. However, in the past few decades superconductors have been discovered whose underlying crystal structure lacks inversion symmetry [15–27]. In such superconductors parity-mixed superconductivity may arise [15]. Non-centrosymmetric superconductors have interesting applications, for example, they are very suitable for superconducting diodes due to the inversion symmetry breaking [28, 29].

An important issue is the determination of the pair potential. There have been many efforts to explore restrictions on the possible pair potentials and to predict properties of inversion-symmetry broken superconductors [15, 30–40]. Still though, in general it is difficult to determine the type of unconventional pairing. Examples of efforts include using NMR [41–45] or measuring the critical field for different directions of an applied magnetic field [46–48], to identify spin-triplet pairing.

s+p-wave pairing is predicted to be, under certain conditions, the most stable pairing, for example in CePt₃Si [36]. There are also theoretical suggestions to explore the proximity effect of unconventional superconductors on normal materials [49–54]. However, for many materials, the results are not conclusive.

In this work, we explore non-equilibrium electronic transport through a superconductor/ferromagnet/normal metal (SFN) junction, to reveal properties of the parity-mixed pair potential. We focus on the simplest type of a parity-mixed pair potential, the s+p-wave superconductor, with a helical p-wave pairing. We calculate the differential conductance σ of the junction shown in Fig. 1 and investigate the dependence of σ on both the amplitude and direction of the intrinsic exchange field of the F metal. We first focus on the zero bias conductance. It shows a peak when $\Delta_t > \Delta_s$. We find that the height of the zero bias conductance peak (ZBCP) remains unchanged for exchange fields that are perpendicular to the direction of transport. In contrast, when the exchange field is parallel to the d-vector, the differential conductance peak shifts to finite voltages and the zero bias conductance is suppressed. Thus, for large exchange fields only a broad dome-like shape remains. The zero bias conductance varies monotonically as a function of the angle between d-vector and exchange field.

We also show that the angular dependence of the differential conductance for nonzero voltages can be used to determine the mixing parameter, the relative strength of the singlet and triplet components of the pair potential. If $\Delta_s > \Delta_t$, a long junction with $E_{\text{Th}} < \Delta_0$, can be used for this purpose. Here $E_{\text{Th}} = D/L^2$ is the Thouless energy, L and D are the length and diffusion coefficient of the the F link respectively, and Δ_0 the amplitude of the

* tim.kokkeler@dipc.org

† alberto.hijano@ehu.eus

‡ fs.bergeret@csic.es

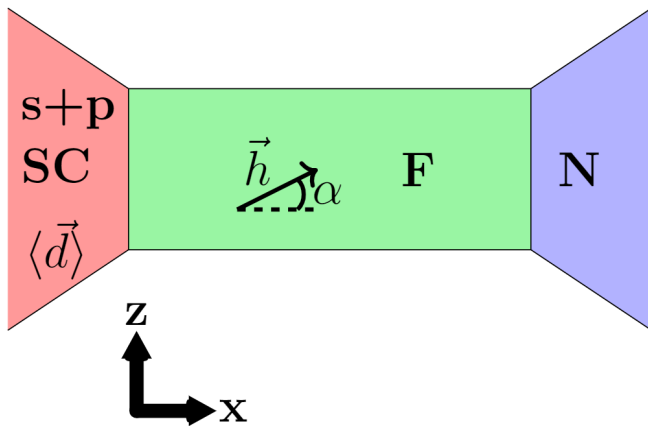


FIG. 1. A schematic of the SFN junction. The superconductor is a s+p mixed-parity superconductor. A voltage is applied to the normal metal electrode (N) to drive currents through the junction. The differential conductance is calculated as function of the direction of the exchange field \vec{h} in the ferromagnetic bar (F).

gap. If $\Delta_t > \Delta_s$, a short junction with $E_{\text{Th}} \sim \Delta_0$ is more suitable for the determination of the mixing parameter. We also find that the exchange field dependence of the zero bias conductance in both the long and short junctions is independent of the exact ratio between Δ_s and Δ_t , it is fully determined by whether the singlet component or the triplet component is dominant. Thus, with the proposed setup the pair potential of an s+p-wave superconductor can be fully characterized by electrical measurements.

The work is organized as follows. In section II we introduce the equations used to describe the system and the boundary conditions at the interfaces between different materials. In section III, we present our results for the differential conductance. We also show how the differential conductance can be used to reveal the mixing parameter between the singlet and triplet amplitudes. Section IV is devoted to a discussion of the results and an outlook. Throughout the paper we work in units with $\hbar = k_B = 1$.

II. THE MODEL

We consider a ferromagnetic metal of mesoscopic dimensions attached to an s+p-wave superconductor on the left and a normal electrode on the right; see Fig. 1. The S electrode induces superconducting correlations into the F layer via the superconducting proximity effect. We assume that the pair potential has the form

$$\hat{\Delta} = \Delta_s + \Delta_t \vec{d} \cdot \vec{\sigma}, \quad (1)$$

where Δ_s is the isotropic singlet component, independent of momentum direction on the Fermi surface. Δ_t and the unit vector \vec{d} describe the amplitude and direction of the

p-wave triplet component [4, 5] respectively. Here $\vec{\sigma}$ is the vector of Pauli matrices in spin space.

Two important examples of p-wave pairing are chiral p-wave pairing, for example $d(\phi) = e^{i\phi} \vec{a}$, and helical p-wave pairing, with $\vec{d}(\phi) = \cos \phi \vec{a} + \sin \phi \vec{b}$, where \vec{a}, \vec{b} are orthogonal unit vectors. Here ϕ is the angle with respect to a chosen axis. We choose this axis to be along the interface normal. Both chiral and helical superconductors are topological superconductors [55]. The former breaks time reversal symmetry and has chiral edge states [2, 56], the latter preserves time-reversal symmetry and has so-called helical edge states [57].

To describe spectral and transport properties of the junction we use the quasiclassical Green's function (GF) formalism extended to spin-dependent fields [7, 58, 59]. In this case, the GF $\bar{G}(\mathbf{r}, E)$ is an 8×8 matrix in Keldysh-Nambu-spin space, $\bar{G} = \begin{bmatrix} \check{G}^R & \check{G}^K \\ 0 & \check{G}^A \end{bmatrix}$. In this notation, we represent matrices in Keldysh-Nambu-spin space with a bar ($\bar{\cdot}$), matrices in Nambu-spin space with a check ($\check{\cdot}$) accent, and matrices in spin space with a hat ($\hat{\cdot}$). In the dirty limit, the Green's function \bar{G} is determined by a diffusion equation, known as the Usadel equation [60]:

$$D\nabla \cdot (\bar{G}\nabla\bar{G}) + i[(E + \vec{h} \cdot \vec{\sigma})\tau_3, \bar{G}] = 0, \quad (2)$$

where D is the diffusion constant, E is the energy, \vec{h} is the exchange field, τ_3 is the third Pauli matrix in particle-hole space and $\vec{\sigma}$ is the vector of Pauli matrices in spin space. The Usadel equation, Eq. (2), together with the normalization condition $\bar{G}^2 = \bar{\mathbf{1}}$ and the boundary conditions determine the quasiclassical GF.

The current I , and the differential conductance of the system σ , can be calculated from the quasiclassical GF using the following expressions:

$$I = \frac{\sigma_N}{16e} \int_{-\infty}^{\infty} dE \text{Tr} \{ \tau_3 (\bar{G}\nabla\bar{G})^K \}, \quad (3)$$

$$\sigma = \frac{\partial I}{\partial V}, \quad (4)$$

where σ_N is the normal state conductance and e is the electron charge.

In order to solve the Usadel equation, Eq. (2), in the F region one needs boundary conditions describing both interfaces. We assume that the S and N electrodes are not affected by the F, and keep their bulk properties, that is, they are treated as reservoirs. At the F/N interface we use the well known Kupriyanov-Lukichev boundary condition [61], which is written as:

$$\bar{G}\nabla\bar{G}(x=L) = \frac{1}{\gamma_{BN}L} [\bar{G}(x=L), \bar{G}_N]. \quad (5)$$

Here \bar{G}_N is the bulk normal metal GF, that is, $\check{G}_N^R = \tau_3$ and its distribution function is the Fermi-Dirac distribution function. The transparency of the junction is parameterized by γ_{BN} , which is proportional to the interface

resistance. In case of a perfectly transparent interface $\gamma_{BN} \rightarrow 0$ and Eq. (5) is equivalent to the continuity of \bar{G} at this interface, that is, $\bar{G}(x=L) = \bar{G}_N$.

At the S/F interface we use the Tanaka-Nazarov boundary conditions [62, 63]. These boundary conditions are an extension of the Nazarov boundary conditions [64], which itself are a generalisation of the Kupriyanov-Luckichev boundary conditions. Here we use a new form of the Tanaka-Nazarov boundary conditions [65], which is more suited towards s+p-wave superconductors. Defining ϕ as the injection angle with respect to the interface normal vector, the boundary condition reads:

$$\bar{G}\nabla\bar{G}(x=0) = \frac{1}{\gamma_{BS}L}\langle\bar{S}(\phi)\rangle, \quad (6)$$

where

$$\bar{S}(\phi) = \tilde{T}(1 + T_1^2 + T_1(\bar{C}\bar{G} + \bar{G}\bar{C}))^{-1}(\bar{C}\bar{G} - \bar{G}\bar{C}), \quad (7)$$

$$\bar{C} = \bar{H}_+^{-1}(\bar{\mathbf{1}} - \bar{H}_-), \quad (8)$$

$$\bar{H}_+ = \frac{1}{2}(\bar{G}_S(\phi) + \bar{G}_S(\pi - \phi)), \quad (9)$$

$$\bar{H}_- = \frac{1}{2}(\bar{G}_S(\phi) - \bar{G}_S(\pi - \phi)). \quad (10)$$

Here we use the notation $\langle\cdot\rangle$ to denote angular averaging over all modes that pass through the interface, $\gamma_{BS} = R_B/R_d$ is the ratio of the boundary resistance to the resistivity of the F bar in the absence of a proximity effect, $T_1 = \tilde{T}/(2 - \tilde{T} + 2\sqrt{1 - \tilde{T}})$, and \tilde{T} is the interface transparency given by

$$\tilde{T}(\phi) = \frac{\cos^2\phi}{\cos^2\phi + z^2}, \quad (11)$$

where z is the BTK parameter [66], characterizing the strength of the barrier. It is assumed that the Fermi surface mismatch is negligible, that is, that the magnitude of the Fermi momentum is of similar magnitude in the superconductor and ferromagnet. If $z = 0$, there is no barrier. In that case the junction is highly transparent, and there is no reflection for any mode. On the other hand, if z is large, the barrier is strong and the boundary has a low transparency.

In Eqs. (9) and (10) $\bar{G}_S(\phi)$ is the Green's function of a bulk BCS superconductor with pair potential given by Eq. (1). We parameterized the pair potentials as

$$\hat{\Delta}(\phi) = \Delta_0 \left(\frac{1}{\sqrt{r^2 + 1}} + \frac{r}{\sqrt{r^2 + 1}} \vec{d}(\phi) \cdot \vec{\sigma} \right), \quad (12)$$

where Δ_0 is the energy scale of the superconducting potential, $r = \frac{\Delta_s}{\Delta_n}$ the mixing parameter, and $\vec{d}(\phi)$ is the orientation of the angular dependent d-vector. The matrix pair potential, Eq. (12), has two eigenvalues, which are both independent of ϕ , given by

$$\Delta_{\pm} = \Delta_0 \frac{1 \pm r}{\sqrt{r^2 + 1}}. \quad (13)$$

In the dirty limit only triplet components with d-vector parallel to $\langle\vec{d}\rangle$ are induced by the superconductor due to angular averaging [54]. This can be understood as follows, because of the high rate of scattering the contributions of all modes are mixed, and thus only the angular average remains.

Here we focus on a helical p-wave superconductor with $\vec{d}(\phi) = (\cos\phi, \sin\phi, 0)$. We have also checked that in the chiral case similar results hold. For the helical pair potential, $\langle\vec{d}\rangle$ points in the x -direction, that is, in the same direction as the direction of the current. Since the Usadel equation is unaltered by a change of spin basis, our results are equally valid for any other pair potential with a d-vector of the form $\vec{d}(\phi) = \cos\phi\vec{a} + \sin\phi\vec{b}$, where \vec{a}, \vec{b} are orthogonal unit vectors. Since there is no orbital effect, the results only depend on the angle between $\langle\vec{d}\rangle$ and \vec{h} , and not on the angle between \vec{h} and the direction of current.

The solution of the retarded part of Eq. (2) provides information about the spectral properties. For the computation of σ one also needs to obtain the Keldysh component of the GF. From the normalization condition the Keldysh component can be written as $\check{G}^K = \check{G}^R\check{f} - \check{f}\check{G}^A$, in which the matrix structure of \check{f} is given by

$$\check{f} = f_L + f_T\tau_3 + \sum_{i=1}^3(f_{Ti} + f_{Li}\tau_3)\sigma_i. \quad (14)$$

and satisfies the following equation:

$$D\nabla \cdot (\nabla\check{f} - G^R\nabla\check{G}^A) = \check{G}^R[\tau_3\vec{h} \cdot \vec{\sigma}, \check{f}] - [\tau_3\vec{h} \cdot \vec{\sigma}, \check{f}]\check{G}^A. \quad (15)$$

In the electrodes one assumes that the system is in equilibrium such that $f_{L,T}(E) = \frac{1}{2} \left(\tanh \frac{E+eV}{2T} \pm \tanh \frac{E-eV}{2T} \right)$ [58], where V is voltage and T is temperature of the corresponding electrode.

In the following section we show the results obtained by solving numerically the Usadel equation, Eq. (2), together with the boundary conditions Eqs. (5) and (6) in the SFN configuration. From the knowledge of the GF we calculate the differential conductance given by Eqs. (3) and (4).

III. DIFFERENTIAL CONDUCTANCE OF THE SFN JUNCTION

In this section, we study the differential conductance for different magnitudes and directions of the exchange field, and for two superconducting regimes: the s-wave dominated or p-wave dominated cases, corresponding to $r < 1$ and $r > 1$ respectively.

We first focus on the spectral properties of the F layer. The superconducting correlations in F, induced by the proximity effect, have the general matrix form:

$$\hat{F} = F_0\hat{\mathbf{1}} + F_h\vec{m} \cdot \vec{\sigma} + F_d\vec{d}_{\perp} \cdot \vec{\sigma}, \quad (16)$$

where F_0 is the singlet component whereas the other two are triplet components, either induced by the exchange field in F or by the proximity effect. In the equation above, \vec{m} is a unit vector pointing in the direction of the exchange field, and \vec{d}_\perp is a unit vector in the direction of $\langle \vec{d} \rangle - (\langle \vec{d} \rangle \cdot \vec{m})\vec{m}$. If \vec{d} and \vec{m} are parallel this term is absent.

It is instructive to linearize the Usadel equation assuming a weak proximity effect. In this case the pair amplitudes obey the following linear differential equations:

$$D\nabla^2(F_0 \pm F_h) = 2i(E \pm h)(F_0 \pm F_h), \quad (17)$$

$$D\nabla^2 F_d = 2iEF_d. \quad (18)$$

The first equation reflects the singlet - (short range) triplet conversion via the exchange field known in ferromagnets [67]. According to Eq. (17), $F_0 \pm F_h$ decay over the magnetic length $\xi_F = \sqrt{\frac{D}{2|E \pm h|}}$. In contrast, according to Eq. (18) the triplet component orthogonal to the local exchange field, F_d , decays over the thermal length $\xi_E = \sqrt{\frac{D}{2E}}$. In other words, if the exchange field and the d-vector are parallel, only F_0 and F_h are non-zero, but, if \vec{h} and $\langle \vec{d} \rangle$ are perpendicular, F_d is non-zero, and there are long-range triplet correlations. Thus, for large enough exchange field or long enough junctions, specifically if h is much larger than the Thouless energy $E_{\text{Th}} = D/L^2$, F_d dominates the proximity effect and hence the subgap transport of the junction.

We now go beyond the linearized case and compute numerically the differential conductance of the SFN junction. We choose following interface parameters [see Eqs. (6-11)]: $\gamma_{BS} = 2$, $z = 0.75$, and we assume a perfect contact at the FN interface at $x = L$, that is $\gamma_{BN} = 0$ in Eq. (5). First we assume a long junction with $(\frac{L}{\xi})^2 = 50$, where $\xi = \frac{D}{2\Delta_0}$. The direction and amplitude of the exchange field is varied. It is convenient to use the so-called Riccati-parameterization [68]. The Riccati parameterization and resulting equations are discussed in appendix B 1. The solution method for the distribution functions is discussed in appendix B 2.

The results for $\vec{h} \parallel \vec{d}$ and $\vec{h} \perp \vec{d}$ are shown in Fig. 2 for different values of the mixing parameter r . There is a clear difference between the s-wave dominated and p-wave dominated pair potential junction. In the s-wave dominated case, Fig. 2(a), there is no ZBCP and the dependence of the differential conductance on the direction of the exchange field is weak. In the p-wave dominated case, Fig 2(b), there is a ZBCP, with both a dome-like peak and a sharp peak. The dome-like peak has a width of the order of Δ_0 and is due to surface Andreev bound states (SABS) [69, 70]. On the other hand the sharp peak has a width of the order of the Thouless energy. Such sharp peaks can also appear in systems with conventional superconductivity [71]. The sharp zero bias conductance peak is significantly suppressed when \vec{h} is parallel to the d-vector, but not suppressed when \vec{h} is

perpendicular to the d-vector. The anisotropy in the response to an exchange field implies that the setup can be used to detect the presence of triplet pairing, and also to find the direction of the d-vector of the triplet pairing.

To investigate the effect of the exchange field in more detail, the dependence of σ on the strength of the exchange field for a triplet dominated pair potential ($r = 2$) is shown in Fig. 3. If the exchange field is perpendicular to the d-vector, Fig. 3(a), the differential conductance has only a very small dependence on the strength of the exchange field. If however, the exchange field is parallel to the d-vector, Fig. 3(b), for low exchange fields the sharp peak in σ is shifted towards $eV \sim h$ and lowered, whereas the dome-like ZBCP is unaffected. As the exchange field is increased only a dome-like peak remains, without the sharp contribution. The differential conductance for $eV \in (|\Delta_-|, \Delta_+)$ is also slightly affected by the strength of the exchange field, but this effect is orders of magnitude smaller than the angular dependence of the zero bias conductance.

As the exchange field is rotated, the differential conductance varies between these two extremes in a continuous fashion. In Fig. 4 we show the $\sigma(eV)$ curves for different values of the angle α between the exchange field direction and the d-vector. We focus on the triplet dominant case, $r = 2$, for weak, Fig. 4(a), and strong, Fig. 4(b), exchange field. For small exchange fields, Fig. 4(a), a sharp peak at a nonzero voltage $eV \sim h$ develops as the angle α between \vec{h} and $\langle \vec{d} \rangle$ is decreased. If $\alpha \approx \frac{\pi}{4}$ there is a double peak structure. As α decreases towards zero the ZBCP disappears. For large exchange fields, Fig. 4(b) no second peak appears, a decrease of α only leads to a suppression of the zero bias conductance. The angular dependence of the zero bias conductance for $r = 2$ is shown in Fig. 5. As the exchange field is rotated from a perpendicular orientation towards a parallel orientation the zero bias conductance decreases monotonically. The effect is stronger if the exchange field is increased.

For the singlet dominated case the exchange field dependence of the differential conductance is significantly weaker, but present. To highlight the angular dependence of σ , we show the change in σ when rotating the direction of the exchange field for $r = 0.5$ (Fig. 6). Specifically, we show $\sigma - \sigma(\alpha = 0)$ as a function of voltage for several different values of α . Results for $h/\Delta_0 = 0.2$ are shown in Fig. 6(a), and results for $h/\Delta_0 = 10$ are shown in Fig. 6(b). Notably, we find a sizable angular dependence of the differential conductance in the range $|\Delta_-| < eV < \Delta_+$. The presence of this regime is indicative for the presence of a mixed potential, since it is absent for $r = 0$ and $r = \infty$. Moreover, the anisotropy is very small for $eV < \Delta_-$ and decays sharply if eV is increased above Δ_+ . This means that the results can be used to infer Δ_\pm as illustrated by the dashed lines at $eV = |\Delta_\pm|$ in Fig. 6. From this the mixing parameter r can be calculated. Thus, measuring the differential conductance provides a way to estimate both the direction of the d-vector and the value of the mixing parameter r .

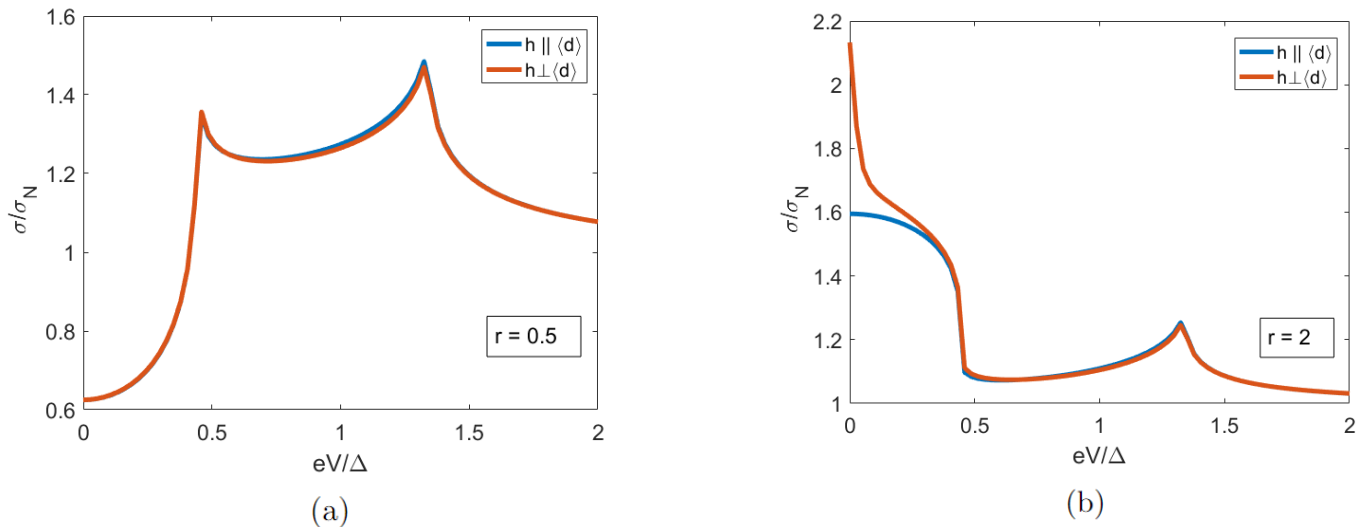


FIG. 2. The differential conductance in the SFN junction for (a) singlet dominant ($r = 0.5$) pair potential and (b) triplet dominant ($r = 2$) pair potential and different orientations of the exchange field $h = 10\Delta_0$. For both panels $L/\xi = 10$, $\gamma_{BS} = 2$ and $z = 0.75$ are used. If the exchange field is parallel to the average d-vector the zero bias conductance peak (ZBCP) for triplet dominant pair potentials ($r > 1$) is highly suppressed, whereas this is not the case if the exchange field is perpendicular to the d-vector.

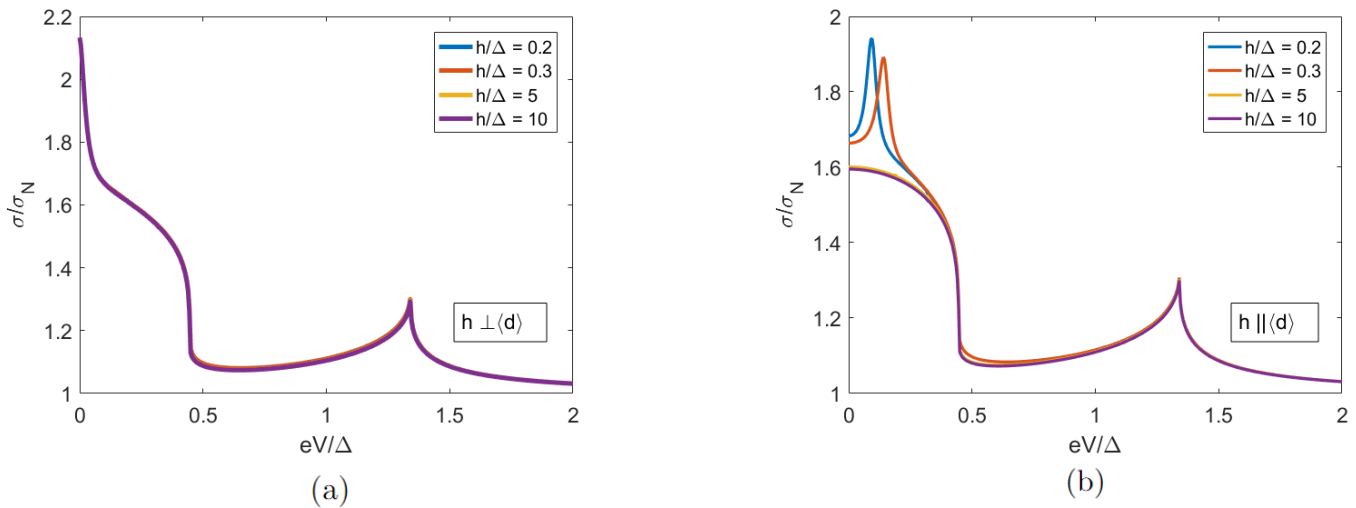


FIG. 3. $\sigma(V)$ curves for different values of the exchange field, for the triplet dominant case $r = 2$ for (a) perpendicular and (b) parallel exchange fields. In both panels we choose $L/\xi = 10$, $\gamma_{BS} = 2$ and $z = 0.75$.

The zero bias conductance in SNN s+helical p-wave junctions has another interesting feature [54]. For superconductors of this type, the zero bias conductance is independent of the particular value of r , it only depends on whether $r > 1$ or $r < 1$. We show in Fig. 7 that this property still holds in the presence of an exchange field, that is, also the exchange field dependence is independent of the particular value of r . This can be understood as follows. The mixing parameter r only enters through the Tanaka-Nazarov boundary condition, Eq. (6). Since the exchange field does not enter this boundary condition,

its effect on the zero bias conductance is independent on the particular value of r . The sharp distinction between the two regimes suggests the presence of a quantum phase transition at $r = 1$ between singlet dominated and triplet dominated superconductivity. For $T \neq 0$ the dependence of $\sigma(eV = 0)$ on r becomes smooth, as shown in Fig. 7.

The results for junctions with an s-wave dominated pair potential (Fig. 6) show that the anisotropy in the differential conductance for nonzero voltages can be used to determine the mixing parameter. For the long junction with p-wave dominated superconductors (Fig. 3) how-

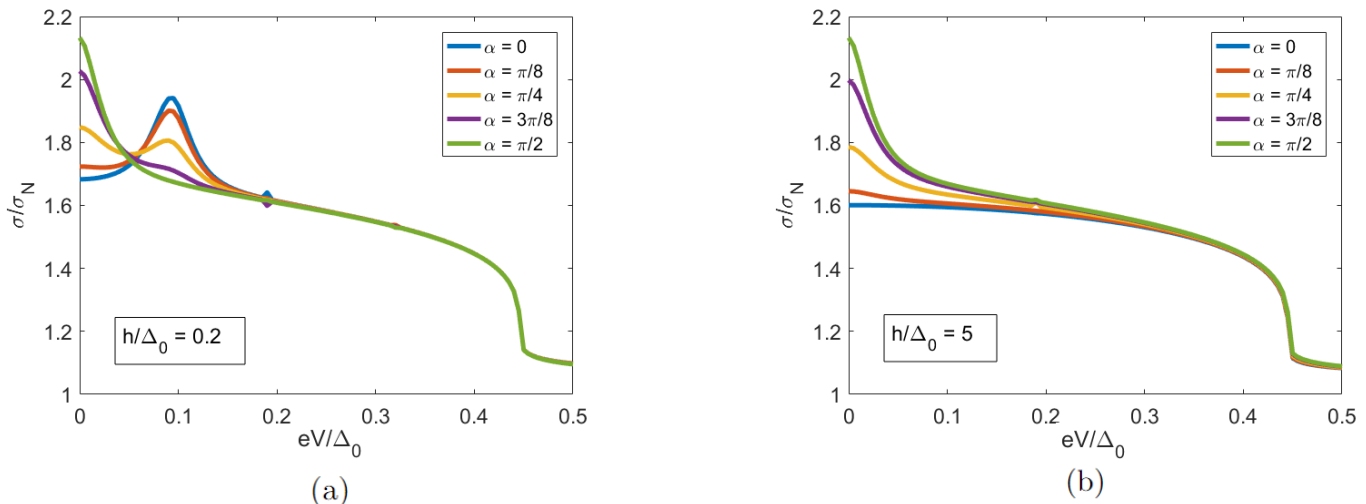


FIG. 4. $\sigma(V)$ curves for different orientations of the exchange field, and $h = 0.2\Delta_0$ (a) and $h = 5\Delta_0$ (b). For both panels $r = 2$, $L/\xi = 10$, $\gamma_{BS} = 2$, and $z = 0.75$ are used.

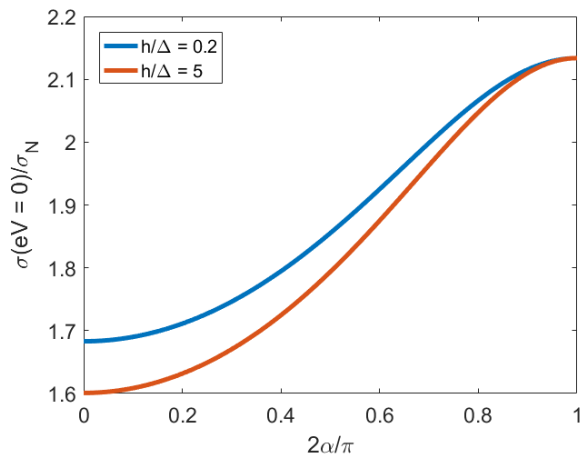


FIG. 5. The magnitude of the zero bias conductance relative to the normal state conductance as a function of the direction of the exchange field for a weak ($h = 0.1\Delta_0$) and a strong ($h = 10\Delta_0$) exchange field for $r = 2$. Other parameters were set to $L/\xi = 10$, $\gamma_{BS} = 2$ and $z = 0.75$.

ever, the anisotropy of the zero bias conductance is much larger than the anisotropy in the range $|\Delta_-| < eV < \Delta_+$ and thus the mixing parameter is hard to determine. Therefore, a shorter SF junction ($L = \xi$) with a low transparent barrier ($\gamma_{BN} = 10$) is investigated. In that case the Thouless energy is large and there is no sharp peak, as shown in Fig. 8 for $r = 2$. Only the dome-like peak remains, which has a much weaker dependence on the exchange field. The angular dependence of the conductance is largest for $|\Delta_-| < eV < \Delta_+$. The results for $h/\Delta_0 = 0.2$ are shown in Fig. 8(a). In Fig 8(b) it is shown that this angular dependence is monotonic and σ is maximized if the d-vector and exchange field are per-

allel. This is in contrast to the zero bias conductance, which is maximized if the d-vector and exchange field are perpendicular. This difference in sign compared to the anisotropy of the zero bias conductance peak can be used as a verification. Therefore, $|\Delta_-|$ and Δ_+ , and thus the mixing parameter r can be determined accurately, as indicated by the dashed lines in Fig. 8(a).

IV. DISCUSSION AND CONCLUSIONS

We have shown that for an SFN junction an electrical measurement, namely the differential conductance, can be used to identify s+p-wave pairing, and to distinguish different types of s+p-wave superconductors. The Keldysh-Usadel equation together with the Tanaka-Nazarov boundary conditions have been used to calculate the differential conductance, σ , for a junction between an s+p-wave superconductor and a ferromagnetic metal. We have found that the $\sigma(eV)$ curves depend on both the relative strength of the singlet and triplet components and the direction of the exchange field. If the exchange field is parallel to the d-vector of the s+p-wave superconductor, the zero bias conductance peak is suppressed and a finite bias peak appears. On the other hand, if the exchange field is perpendicular to the injected spins the zero bias conductance peak is independent of the exchange field strength.

Thus, the experiment that we propose based on our calculation provides a tool to characterize the pair potential of superconductors, using only electrical measurements. This implies that the dependence of the zero bias conductance peak can be easily extracted from the results.

Our results can be used to determine not only the direction of the d-vector, but also the mixing parameter

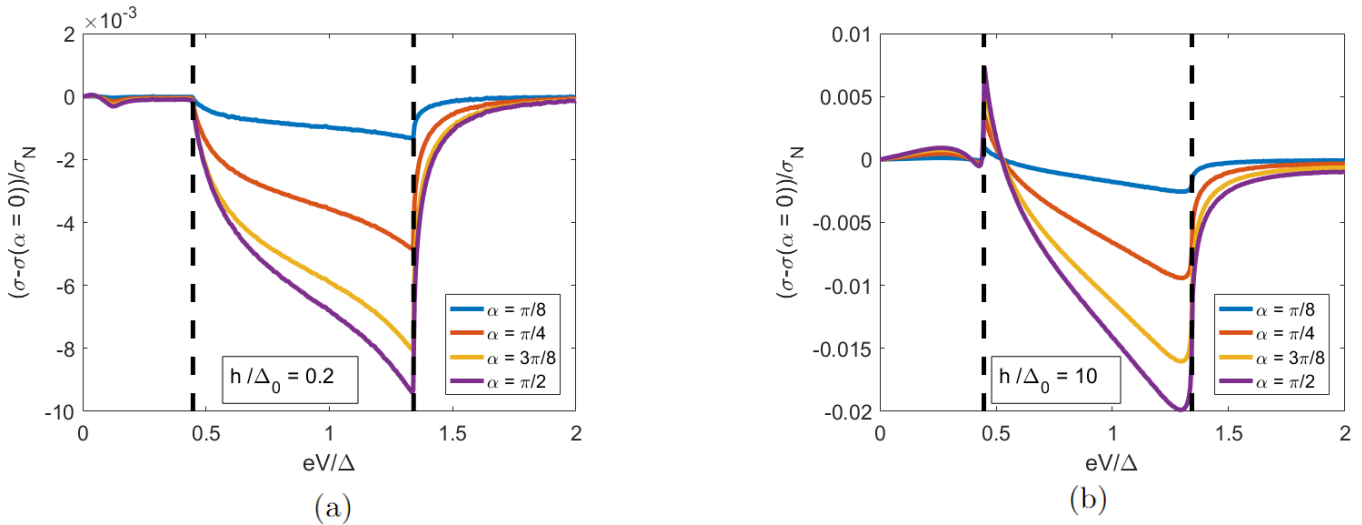


FIG. 6. The voltage dependence of $\sigma - \sigma(\alpha = 0)$ for different values of the angle α for a singlet dominant junction ($r = 0.5$) and for $h = 0.2\Delta_0$ (a) and $h = 10\Delta_0$ (b). The anisotropy is largest for $\Delta_- < eV < \Delta_+$, as indicated with dashed lines. In both panels $L/\xi = 10$, $\gamma_{BS} = 2$ and $z = 0.75$.

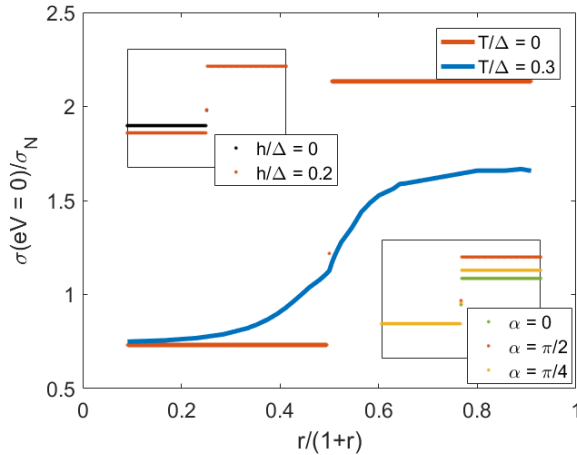


FIG. 7. The zero bias conductance peak as a function of the ratio r of the magnitude of the singlet and triplet components of the pair potential for zero (red curve) and finite temperature (blue curve) for a perpendicular field with $h/\Delta_0 = 0.2$. At zero temperature there is a discontinuity, hinting towards a phase transition. Insets: The dependence of the zero temperature zero bias conductance on the angle between the exchange field and d-vector is independent of the particular value ratio Δ_t/Δ_s . Other parameters are $L/\xi = 10$, $\gamma_{BS} = 2$ and $z = 0.75$.

r . Therefore, by doing the experiment modelled in our paper, the pair potential of mixed potential superconductors can be fully characterized.

We found that both the regimes $h \gg \Delta_0$ and $h < \Delta_0$ are of interest. Ferromagnets like Fe, Co, or Ni have exchange fields typically much larger than the critical temperatures of superconductors, and thus, they can be used for the regime $h \gg \Delta_0$. To access the regime $h < \Delta_0$ as well, one can use a thin normal metal layer, proximized by a ferromagnetic insulator [72, 73].

Our method can be generalized to study more general types of mixed-parity superconductors, including the possibility of d-wave or f-wave pair potentials.

ACKNOWLEDGEMENTS

We thank S. Ilić, A.A. Golubov and Y. Tanaka for fruitful discussions. We acknowledge financial support from Spanish AEI through project PID2020-114252GB-I00 (SPIRIT), the Basque Government through grant IT-1591-22, and European Union's Horizon 2020 Research and Innovation Framework Programme under Grant No. 800923 (SUPERTED). A.H. acknowledges funding by the University of the Basque Country (Project PIF20/05). F.S.B. thanks Prof. Björn Trauzettel for his hospitality at Würzburg University, and the A. v. Humboldt Foun-

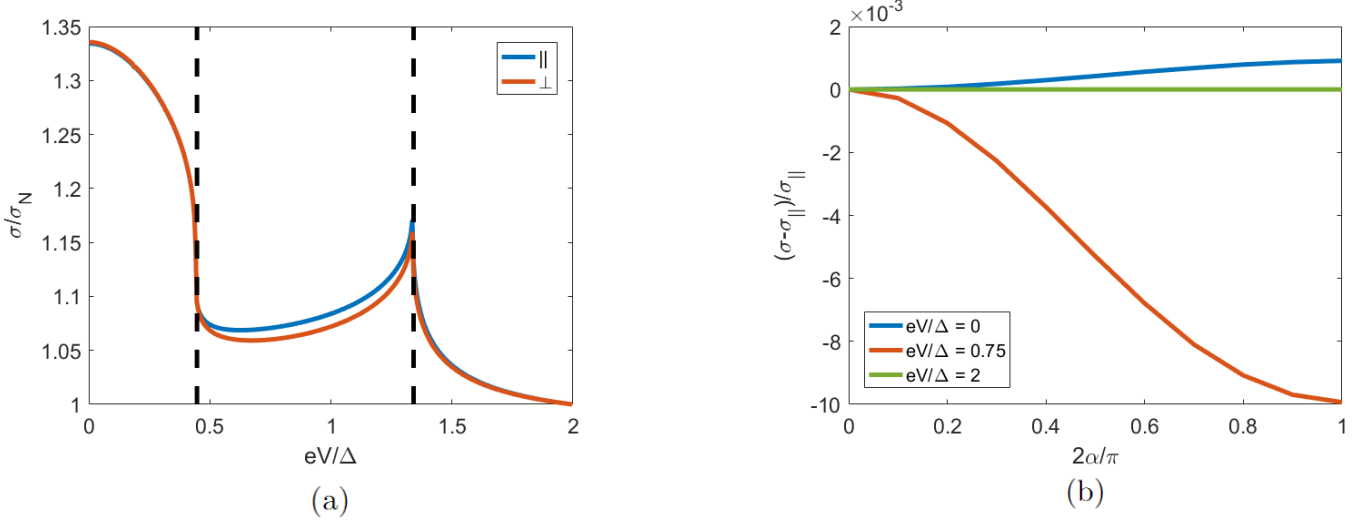


FIG. 8. Differential conductance of a short SFN junction for the triplet dominant case, $r = 2$ and $h = 10\Delta_0$. (a) $\sigma(V)$ curves for $h \perp d$ and $h \parallel d$. (b) differential conductance as a function of the angle α for different voltages in the three regimes defined by $|\Delta_-| \approx 0.5$ and $\Delta_+ \approx 1.5$. The regimes are indicated by dashed lines at $eV = |\Delta_{\pm}|$. For both panels $L/\xi = 1$, $\gamma_{BS} = 2$, $z = 0.75$ and $\lambda/\xi = 10$ are used.

dation for financial support.

Appendix A: Weak proximity effect

In this appendix, we present analytic results obtained in the limit of a weak proximity effect. We show that in the case of a field perpendicular to the d-vector there are long range triplet correlations [7], whereas in the case of a parallel field all triplet correlations are short-range. These results indicate why the properties of the junction are different for different orientations of the exchange field with respect to the direction of the d-vector. The applied formalism can only be used for the retarded part, since the effect of the superconductor on the differential conductance is of second order in the pairing amplitudes and is thus ignored in this limit.

If the proximity effect in the junction is small, that is, the pair amplitudes are small compared to the density of states, the following approximation can be made:

$$\check{G}^R \approx \begin{bmatrix} \hat{\mathbf{1}} & \hat{F} \\ -\hat{F} & -\hat{\mathbf{1}} \end{bmatrix}, \quad (\text{A.1})$$

where $\hat{F}, \hat{\hat{F}}$ are the pair amplitudes. This parameterization satisfies the normalisation condition up to first order. Introducing \vec{d}_{\perp} as a unit vector in the direction of $\langle \vec{d} \rangle - (\vec{m} \cdot \langle \vec{d} \rangle) \vec{m}$, where the notation \vec{m} is used to denote a unit vector in the direction of \vec{h} , \hat{F} can be decomposed into

$$\hat{F} = F_0 \hat{\mathbf{1}} + F_h \vec{m} \cdot \vec{\sigma} + F_d \vec{d}_{\perp} \cdot \vec{\sigma} + F_{dh} (\vec{d}_{\perp} \times \vec{m}) \cdot \vec{\sigma}, \quad (\text{A.2})$$

$$F_{\pm} = F_0 \pm F_h, \quad (\text{A.3})$$

and we decompose the components of $\hat{\hat{F}}$ analogously. Note that this decomposition does not use any additional assumption, it is general for matrices in $\mathbb{C}^{2 \times 2}$. The following equations are satisfied:

$$D\nabla^2 F_{\pm} = 2i(E \pm h)F_{\pm}, \quad (\text{A.4})$$

$$D\nabla^2 F_{h,dh} = 2iEF_{h,dh}. \quad (\text{A.5})$$

Taking into account that $F(x=L) = 0$ due to the good contact with the normal metal reservoir at $x=L$, the solutions to Eqs. (A.4) and (A.5) read:

$$F_{\pm} = C_{\pm} \sinh \sqrt{\frac{2i(E \pm h)}{D}} (L-x), \quad (\text{A.6})$$

$$F_{d,dh} = C_{d,dh} \sinh \sqrt{\frac{2iE}{D}} (L-x). \quad (\text{A.7})$$

Now, at $x=0$, the relation $\check{G}^R \nabla \check{G}^R = \frac{1}{\gamma_{BS} L} [\check{C}^R, \check{G}^R]$ should be satisfied, where \check{C}^R is the retarded part of \bar{C} , the boundary term presented in the main text.

The pair amplitudes F_{\pm} have a decay length $\xi_F = \sqrt{\frac{D}{|E \pm h|}}$, whereas the pair amplitudes $F_{d,dh}$ decay over a length $\xi_E = \sqrt{\frac{D}{E}}$, and are thus unaffected by the exchange field. These are the so-called long-range triplet correlations. Using the Tanaka-Nazarov boundary conditions, explicit expressions for the coefficients can be found. For clarity of notation we only show the case in which a single mode, the one at normal incidence contributes. If other modes are taken into account the notation becomes more cumbersome, but the results are very similar.

First, consider the case in which $\vec{m} = \langle \vec{d} \rangle$. In that case all spin dependent terms in the problem are proportional to $\vec{m} \cdot \vec{\sigma}$. This implies that $(\vec{m} \cdot \vec{\sigma}) \check{G}(\vec{m} \cdot \vec{\sigma}) = \check{G}$. Therefore, F_{\pm}, \tilde{F}_{\pm} are the only nonzero components.

The boundary conditions imply

$$C_{\pm} = \frac{1}{\sinh(\sqrt{2i\frac{E \pm h}{D}}L)} \left(2i(E \pm h) + \frac{1}{\gamma_{BS}} \frac{2(g_+ + g_-)}{1 + g_+g_- - f_+f_-} \right)^{-1} \frac{1}{1 + g_+g_- - f_+f_-} (f_+ + f_- \pm (g_+f_- - g_-f_+)), \quad (\text{A.8})$$

$$\tilde{C}_{\pm} = \frac{1}{\sinh(\sqrt{2i\frac{E \pm h}{D}}L)} \left(2i(E \pm h) + \frac{1}{\gamma_{BS}} \frac{2(g_+ + g_-)}{1 + g_+g_- - f_+f_-} \right)^{-1} \frac{1}{1 + g_+g_- - f_+f_-} (f_+ + f_- \mp (g_+f_- - g_-f_+)). \quad (\text{A.9})$$

For $h=0$, the contributions proportional to $f_+ + f_-$ have the same sign in C_+ and C_- . Therefore, they only contribute to $F_+ + F_- = F_0$ and are singlets induced by the singlet component of the pair potential. For $h \neq 0$, the contributions induced by the singlet pair potential are partially singlets and partially triplets. On the other hand, the terms proportional to $(g_+f_- - g_-f_+)$ are induced by the triplet component of the pair potential. For $h=0$ they only contribute to $F_+ - F_- = F_h$ and thus they are triplets, but for $h \neq 0$ they are partially singlets and partially triplets.

On the other hand, if \vec{h} and \vec{d} are perpendicular, the terms induced by the triplet part of the s+p-wave pair potential drop out of Eq. (A.5) for F_{\pm}, \tilde{F}_{\pm} , and the expressions for C_{\pm}, \tilde{C}_{\pm} reduce to

$$C_{\pm} = \tilde{C}_{\pm} = \frac{1}{\sinh(\sqrt{2i\frac{E \pm h}{D}}L)} \left(2i(E \pm h) + \frac{1}{\gamma_{BS}} \frac{2(g_+ + g_-)}{1 + g_+g_- - f_+f_-} \right)^{-1} \frac{1}{1 + g_+g_- - f_+f_-} (f_+ + f_-). \quad (\text{A.10})$$

Again, these terms are singlets for $h=0$ and become partially singlets, partially triplets for $h \neq 0$. The component F_d is also nonzero in this case,

$$C_d = -\tilde{C}_d = \frac{1}{2iE \sinh(\sqrt{2i\frac{E}{D}}L)} \frac{(g_+f_- - g_-f_+)}{1 + g_+g_- - f_+f_-}. \quad (\text{A.11})$$

Since the equation for F_d is not mixed with the equation for F_0 , these triplet correlations can not be converted to singlet correlations. The boundary condition still has no terms entering Eq. (A.5) for F_{dh} , and the equation for F_{dh} is uncoupled from the other equations. Therefore, $F_{dh} = 0$ for a perpendicular orientation as well.

In conclusion, in the case of a parallel field, the only nonzero components of the anomalous GF are F_{\pm} , which decay on a length scale $\xi_F = \sqrt{\frac{D}{2|E \pm h|}}$, whereas in the case of a perpendicular field, there are long-range correlations decaying on a scale $\xi_E = \sqrt{\frac{D}{2|E|}}$. Thus, in the case of a perpendicular field the correlations extend over the full junction as $E \rightarrow 0$. This explains the strong anisotropy of the junction with respect to the exchange field.

Appendix B: Solution procedure

In this appendix, we discuss the implementation of the Usadel equation using the parameterization introduced in the main text.

1. Retarded equations

The equation for the retarded part \check{G}^R reads

$$D\nabla \cdot (\check{G}^R \nabla \check{G}^R) + i[(E + \vec{h} \cdot \vec{\sigma})\tau_3, \check{G}^R] = 0. \quad (\text{B.1})$$

The Riccati-parameterization [68] is as follows:

$$\check{G}^R = \begin{bmatrix} (1 + \hat{\gamma}\hat{\gamma})^{-1}(1 - \hat{\gamma}\hat{\gamma}) & 2(1 + \hat{\gamma}\hat{\gamma})^{-1}\hat{\gamma} \\ 2(1 + \hat{\gamma}\hat{\gamma})^{-1}\hat{\gamma} & -(1 + \hat{\gamma}\hat{\gamma})^{-1}(1 - \hat{\gamma}\hat{\gamma}) \end{bmatrix}, \quad (\text{B.2})$$

Inserting the parameterization in Eq. (B.2) into the Usadel equation, Eq. (2), we find, using a derivation similar to the one presented in [74], that the Riccati-matrices satisfy the following equations

$$\nabla^2 \hat{\gamma} - 2\nabla \hat{\gamma} \cdot \hat{N} \hat{\gamma} \nabla \hat{\gamma} = \frac{2\omega}{D} \hat{\gamma} + \frac{i}{D} \{\vec{h} \cdot \vec{\sigma}, \hat{\gamma}\}, \quad (\text{B.3})$$

$$\nabla^2 \hat{\gamma} - 2\nabla \hat{\gamma} \cdot \hat{N} \hat{\gamma} \nabla \hat{\gamma} = \frac{2\omega}{D} \hat{\gamma} + \frac{i}{D} \{\vec{h} \cdot \vec{\sigma}, \hat{\gamma}\}. \quad (\text{B.4})$$

The boundary condition at the SN interface is

$$\nabla \hat{\gamma} = \frac{1}{\gamma_{BSL}} \frac{1}{2} (\hat{\mathbf{1}} + \hat{\gamma}\hat{\gamma})(\hat{I}_{S12}^R - \hat{I}_{S11}^R \hat{\gamma}), \quad (\text{B.5})$$

$$\nabla \hat{\gamma} = \frac{-1}{\gamma_{BSL}} \frac{1}{2} (\hat{\mathbf{1}} + \hat{\gamma}\hat{\gamma})(\hat{I}_{N21}^R + \hat{I}_{N22}^R \hat{\gamma}), \quad (\text{B.6})$$

where $\hat{I}_{S11}^R = \text{Tr}_{\tau} \frac{1}{2} (1 + \tau_3) \check{I}_S^R$, $\hat{I}_{S12}^R = \text{Tr}_{\tau} \frac{1}{2} (\tau_1 + i\tau_2) \check{I}_S^R$, $\hat{I}_{S22}^R = \text{Tr}_{\tau} \frac{1}{2} (1 - \tau_3) \check{I}_S^R$, $\hat{I}_{S21}^R = \text{Tr}_{\tau} \frac{1}{2} (\tau_1 - i\tau_2) \check{I}_S^R$, where the notation Tr_{τ} has been introduced to indicate partial trace over Nambu space, and

$$\check{I}_S^R = \langle \tilde{T}(1 + T_1^2 + T_1(\check{C}^R \check{G}^R(x=0) + \check{G}^R(x=0)\check{C}^R))^{-1}(\check{C}^R \check{G}^R(x=0) - \check{G}^R(x=0)\check{C}^R) \rangle, \quad (\text{B.7})$$

where $\check{G}(x=0)$ is found by substitution of $\hat{\gamma}(x=0)$ and $\hat{\gamma}(x=0)$, and T_1 and \check{C}^R are as defined in the main text. Similarly, the boundary conditions at the boundary with the normal metal reservoir read

$$\nabla \hat{\gamma} = \frac{-1}{\gamma_{BNL}} \frac{1}{2} (\hat{\mathbf{1}} + \hat{\gamma}\hat{\gamma})(\hat{I}_{N12}^R - \hat{I}_{N11}^R \hat{\gamma}), \quad (\text{B.8})$$

$$\nabla \hat{\gamma} = \frac{1}{\gamma_{BNL}} \frac{1}{2} (\hat{\mathbf{1}} + \hat{\gamma}\hat{\gamma})(\hat{I}_{N21}^R + \hat{I}_{N22}^R \hat{\gamma}), \quad (\text{B.9})$$

where $\hat{I}_{N11}^R = \text{Tr}_{\tau} \frac{1}{2} (1 + \tau_3) \check{I}_N^R$, $\hat{I}_{N12}^R = \text{Tr}_{\tau} \frac{1}{2} (\tau_1 + i\tau_2) \check{I}_N^R$, $\hat{I}_{N22}^R = \text{Tr}_{\tau} \frac{1}{2} (1 - \tau_3) \check{I}_N^R$, $\hat{I}_{N21}^R = \text{Tr}_{\tau} \frac{1}{2} (\tau_1 - i\tau_2) \check{I}_N^R$, and

$$\check{I}_N^R = \frac{1}{\gamma_{BL}} [\check{G}(x=L), \check{G}_N^R], \quad (\text{B.10})$$

where $\check{G}(x=L)$ can be calculated using $\hat{\gamma}(x=L)$ and $\hat{\gamma}(x=L)$, and \check{G}_N is the bulk Green's function of a normal metal as given in the main body of the article. Eqs. (B.3) to (B.9) were solved numerically using the MATLAB built-in `bvp5c`.

2. Keldysh equations

In the case without an exchange field, a relatively compact analytic expression for the resistance can be found because the equations for the different spin components can be separated [54]. If an exchange field is present this

is not possible anymore, and the Keldysh equations for the distribution functions need to be solved. The Usadel equation for the distribution function \check{f} reads

$$\begin{aligned} D\nabla \cdot (\nabla \check{f} - \check{G}^R \nabla \check{f} \check{G}^A) + D(\check{G}^R \nabla \check{G}^R) \cdot \nabla \check{f} - D\nabla \check{f} \cdot (\check{G}^A \nabla \check{G}^A) \\ = -iE(\check{G}^R[\check{f}, \tau_3] - [\check{f}, \tau_3]\check{G}^A) - i(\check{G}^R[\check{f}, \tau_3 \vec{h} \cdot \vec{\sigma}] - [\check{f}, \tau_3 \vec{h} \cdot \vec{\sigma}]\check{G}^A). \end{aligned} \quad (\text{B.11})$$

Since \check{f} only has τ_0 and τ_3 components, the first term on the right cancels out. The second term however, does contribute, as the spin dependence of the distribution functions is non-trivial. Using that the retarded and advanced Green's function must satisfy the retarded and advanced components of the Usadel equation, the equation can be written as

$$D\nabla \cdot (\nabla \check{f} - \check{G}^R \nabla \check{f} \check{G}^A) = i(G^R[\tau_3 \vec{h} \cdot \vec{\sigma}, \check{f}] - [\tau_3 \vec{h} \cdot \vec{\sigma}, \check{f}]G^A). \quad (\text{B.12})$$

Taking the trace of Eq. (B.11) results in

$$\begin{aligned} D\nabla \cdot \left(\nabla f_{L0}(4 - \text{Tr}(\check{G}^R \check{G}^A)) - \sum_{i=1}^3 \nabla f_{Ti} \text{Tr}(\check{G}^R \sigma_i \check{G}^A) \right) + D \sum_{i=1}^3 \nabla f_i \cdot \text{Tr}(\check{G}^R \nabla \check{G}^R \sigma_i - \sigma_i \check{G}^A \nabla \check{G}^A) \\ + D\nabla \cdot \left(\nabla f_{T0}(-\text{Tr}(\check{G}^R \tau_3 \check{G}^A)) - \sum_{i=1}^3 \nabla f_{Li} \text{Tr}(\check{G}^R \tau_3 \sigma_i \check{G}^A) \right) \\ + (f_{L2}h_3 - f_{L3}h_2)\text{Tr}(\check{G}^R \tau_3 \sigma_x - \tau_3 \sigma_x \check{G}^A) + (f_{T2}h_3 - f_{T3}h_2)\text{Tr}(\check{G}^R \sigma_x - \sigma_x \check{G}^A) \\ + (f_{L3}h_1 - f_{L1}h_3)\text{Tr}(\check{G}^R \tau_3 \sigma_y - \tau_3 \sigma_y \check{G}^A) + (f_{T3}h_1 - f_{T1}h_3)\text{Tr}(\check{G}^R \sigma_y - \sigma_y \check{G}^A) \\ + (f_{L1}h_2 - f_{L2}h_1)\text{Tr}(\check{G}^R \tau_3 \sigma_z - \tau_3 \sigma_z \check{G}^A) + (f_{T1}h_2 - f_{T2}h_1)\text{Tr}(\check{G}^R \sigma_z - \sigma_z \check{G}^A) \\ = 0. \end{aligned} \quad (\text{B.13})$$

In a similar way, equations are obtained by taking the trace after multiplication by τ_3 , σ_j and $\tau_3 \sigma_j$ for $j = 1 \dots 3$. The boundary conditions can be found in a similar way, by taking the corresponding traces over the equation

$$(\nabla \check{f} - \check{G}^R \nabla \check{f} \check{G}^A) + \check{G}^R \nabla \check{G}^R \check{f} - \check{f} \check{G}^A \nabla \check{G}^A = \check{I}_{S/N}^K. \quad (\text{B.14})$$

In this expression $\check{G}^{R,A}$ can be calculated directly from the retarded equation, using $\check{G}^A = -\tau_3(\check{G}^R)^\dagger \tau_3$, and $\check{I}_{K,S/N}$ depends on both the retarded Green's function \check{G}^R and the distribution function \check{f} , evaluated at $x = 0$ (for $\check{I}_{K,S}$) or $x = L$ (for $\check{I}_{K,N}$) and the Green's function in the electrode. A set of eight non-constant coefficient second order linear differential equations are found. In the most general case, all coefficients can be nonzero, and analytical formulas are expansive and do not give many insights. Therefore, it was decided to solve the equations numerically using MATLAB bvp5c. The corresponding expressions for current can then be computed directly. By doing this as a function of the value of f_{T0} attained at the normal metal reservoir, the current and differential conductance can be computed.

-
- [1] A. P. Mackenzie, T. Scaffidi, C. W. Hicks, and Y. Maeno, Even odder after twenty-three years: the superconducting order parameter puzzle of sr2ruo4, npj Quantum Materials **2**, 1 (2017).
- [2] C. Kallin and J. Berlinsky, Chiral superconductors, Reports on Progress in Physics **79**, 054502 (2016).
- [3] J. Linder and A. V. Balatsky, Odd-frequency superconductivity, Reviews of Modern Physics **91**, 045005 (2019).
- [4] R. Balian and N. Werthamer, Superconductivity with pairs in a relative p wave, Physical review **131**, 1553 (1963).
- [5] M. Sigrist and K. Ueda, Phenomenological theory of unconventional superconductivity, Reviews of Modern physics **63**, 239 (1991).
- [6] L. Fu and C. Kane, Superconducting proximity effect and Majorana fermions at the surface of a topological insulator, Physical Review Letters **100**, 096407 (2008).
- [7] F. S. Bergeret, A. F. Volkov, and K. B. Efetov, Odd triplet superconductivity and related phenomena in superconductor-ferromagnet structures, Rev. Mod. Phys. **77**, 1321 (2005).
- [8] S.-P. Chiu, C. Tsuei, S.-S. Yeh, F.-C. Zhang, S. Kirchner, and J.-J. Lin, Observation of triplet superconductivity in cosi2/tisi2 heterostructures, Science Advances **7**, eabg6569 (2021).
- [9] D. Aoki, K. Ishida, and J. Flouquet, Review of u-based ferromagnetic superconductors: Comparison between uge2, urhge, and ucoge, Journal of the Physical Society of Japan **88**, 022001 (2019).
- [10] S. Saxena, P. Agarwal, K. Ahilan, F. Grosche, R. Haselwimmer, M. Steiner, E. Pugh, I. Walker, S. Julian, P. Monthoux, *et al.*, Superconductivity on the border of

- itinerant-electron ferromagnetism in CePt_3Si , Nature **406**, 587 (2000).
- [11] D. Aoki, A. Huxley, E. Ressouche, D. Braithwaite, J. Flouquet, J.-P. Brison, E. Lhotel, and C. Paulsen, Coexistence of superconductivity and ferromagnetism in CePt_3Si , Nature **413**, 613 (2001).
- [12] F. Hardy and A. Huxley, p-wave superconductivity in the ferromagnetic superconductor CePt_3Si , Physical review letters **94**, 247006 (2005).
- [13] N. T. Huy, A. Gasparini, D. E. de Nijs, Y. Huang, J. C. P. Klaasse, T. Gortenmulder, A. de Visser, A. Hamann, T. Görlach, and H. v. Löhneysen, Superconductivity on the border of weak itinerant ferromagnetism in CePt_3Si , Phys. Rev. Lett. **99**, 067006 (2007).
- [14] S. Ran, C. Eckberg, Q.-P. Ding, Y. Furukawa, T. Metz, S. R. Saha, I.-L. Liu, M. Zic, H. Kim, J. Paglione, *et al.*, Nearly ferromagnetic spin-triplet superconductivity, Science **365**, 684 (2019).
- [15] E. Bauer and M. Sigrist, *Non-centrosymmetric superconductors: introduction and overview*, Vol. 847 (Springer Science & Business Media, 2012).
- [16] E. Bauer, G. Hilscher, H. Michor, C. Paul, E.-W. Scheidt, A. Griбанov, Y. Seropegin, H. Noël, M. Sigrist, and P. Rogl, Heavy fermion superconductivity and magnetic order in noncentrosymmetric CePt_3Si , Physical review letters **92**, 027003 (2004).
- [17] G. Amano, S. Akutagawa, T. Muranaka, Y. Zenitani, and J. Akimitsu, Superconductivity at 18 K in yttrium sesquicarbide system, Y_2C_3 , Journal of the Physical Society of Japan **73**, 530 (2004).
- [18] T. Akazawa, H. Hidaka, H. Kotegawa, T. C. Kobayashi, T. Fujiwara, E. Yamamoto, Y. Haga, R. Settai, and Y. Ōnuki, Pressure-induced superconductivity in Y_2C_3 , Journal of the Physical Society of Japan **73**, 3129 (2004).
- [19] K. Togano, P. Badica, Y. Nakamori, S. Orimo, H. Takeya, and K. Hirata, Superconductivity in the metal rich Li-Pd-B ternary boride, Phys. Rev. Lett. **93**, 247004 (2004).
- [20] N. Tateiwa, Y. Haga, T. D. Matsuda, S. Ikeda, T. Yasuda, T. Takeuchi, R. Settai, and Y. Ōnuki, Novel pressure phase diagram of heavy fermion superconductor CePt_3Si investigated by ac calorimetry, Journal of the Physical Society of Japan **74**, 1903 (2005).
- [21] N. Kimura, K. Ito, K. Saitoh, Y. Umeda, H. Aoki, and T. Terashima, Pressure-induced superconductivity in noncentrosymmetric heavy-fermion CePt_3Si , Phys. Rev. Lett. **95**, 247004 (2005).
- [22] I. Sugitani, Y. Okuda, H. Shishido, T. Yamada, A. Thamizhavel, E. Yamamoto, T. D. Matsuda, Y. Haga, T. Takeuchi, R. Settai, *et al.*, Pressure-induced heavy-fermion superconductivity in antiferromagnet CePt_3Si without inversion symmetry, Journal of the Physical Society of Japan **75**, 043703 (2006).
- [23] F. Honda, I. Bonalde, K. Shimizu, S. Yoshiuchi, Y. Hirose, T. Nakamura, R. Settai, and Y. Ōnuki, Pressure-induced superconductivity and large upper critical field in the noncentrosymmetric antiferromagnet CePt_3Si , Phys. Rev. B **81**, 140507 (2010).
- [24] R. Settai, I. Sugitani, Y. Okuda, A. Thamizhavel, M. Nakashima, Y. Ōnuki, and H. Harima, Pressure-induced superconductivity in CePt_3Si without inversion symmetry, Journal of Magnetism and Magnetic Materials **310**, 844 (2007), proceedings of the 17th International Conference on Magnetism.
- [25] E. Bauer, G. Rogl, X.-Q. Chen, R. T. Khan, H. Michor, G. Hilscher, E. Royanian, K. Kumagai, D. Z. Li, Y. Y. Li, R. Podloucky, and P. Rogl, Unconventional superconducting phase in the weakly correlated noncentrosymmetric $\text{Mo}_3\text{Al}_2\text{C}$ compound, Phys. Rev. B **82**, 064511 (2010).
- [26] W. Xie, P. Zhang, B. Shen, W. Jiang, G. Pang, T. Shang, C. Cao, M. Smidman, and H. Yuan, Captas: A new non-centrosymmetric superconductor, Science China Physics, Mechanics & Astronomy **63**, 1 (2020).
- [27] J. Yang, J. Luo, C. Yi, Y. Shi, Y. Zhou, and G.-q. Zheng, Spin-triplet superconductivity in $\text{K}_2\text{Cr}_3\text{As}_3$, Science advances **7**, eabl4432 (2021).
- [28] R. Wakatsuki, Y. Saito, S. Hoshino, Y. M. Itahashi, T. Ideue, M. Ezawa, Y. Iwasa, and N. Nagaosa, Nonreciprocal charge transport in noncentrosymmetric superconductors, Science advances **3**, e1602390 (2017).
- [29] H. Narita, J. Ishizuka, R. Kawarazaki, D. Kan, Y. Shiota, T. Moriyama, Y. Shimakawa, A. V. Ognev, A. S. Samardak, Y. Yanase, *et al.*, Field-free superconducting diode effect in noncentrosymmetric superconductor/ferromagnet multilayers, Nature Nanotechnology volume **17**, 823 (2022).
- [30] L. Levitov, Y. V. Nazarov, and G. Eliashberg, Magnetostatics of superconductors without an inversion center, JETP Lett **41**, 365 (1985).
- [31] V. Edel'shtein, Characteristics of the cooper pairing in two-dimensional noncentrosymmetric electron systems, Soviet Physics-JETP (English Translation) **68**, 1244 (1989).
- [32] L. P. Gor'kov and E. I. Rashba, Superconducting 2d system with lifted spin degeneracy: mixed singlet-triplet state, Physical Review Letters **87**, 037004 (2001).
- [33] V. Mineev, Superconductivity in ferromagnetic metals and in compounds without inversion centre, International Journal of Modern Physics B **18**, 2963 (2004).
- [34] P. Frigeri, D. Agterberg, A. Koga, and M. Sigrist, Superconductivity without inversion symmetry: MnSi versus CePt_3Si , Physical review letters **92**, 097001 (2004).
- [35] P. Frigeri, D. Agterberg, I. Milat, and M. Sigrist, Phenomenological theory of the s-wave state in superconductors without an inversion center, The European Physical Journal B-Condensed Matter and Complex Systems **54**, 435 (2006).
- [36] Y. Yanase and M. Sigrist, Superconductivity and magnetism in non-centrosymmetric system: application to CePt_3Si , Journal of the Physical Society of Japan **77**, 124711 (2008).
- [37] P. Gentile, C. Noce, A. Romano, G. Annunziata, J. Linder, and M. Cuoco, Odd-frequency triplet pairing in mixed-parity superconductors, arXiv preprint arXiv:1109.4885 (2011).
- [38] V. P. Mineev, Superconductivity in uranium ferromagnets, Physics-Uspekhi **60**, 121 (2017).
- [39] K. Børkje and A. Sudbø, Tunneling between noncentrosymmetric superconductors with significant spin-orbit splitting studied theoretically within a two-band treatment, Physical Review B **74**, 054506 (2006).
- [40] V. Mineev, Magnetoelectric effect and the upper critical field in superconductors without inversion center, Low Temperature Physics **37**, 872 (2011).
- [41] K. V. Samokhin, Nmr relaxation rate in noncentrosymmetric superconductors, Physical Review B **72**, 054514 (2005).
- [42] N. Hayashi, K. Wakabayashi, P. A. Frigeri, and

- M. Sigrist, Nuclear magnetic relaxation rate in a non-centrosymmetric superconductor, *Physical Review B* **73**, 092508 (2006).
- [43] N. Aso, H. Miyano, H. Yoshizawa, N. Kimura, T. Komatsubara, and H. Aoki, Incommensurate magnetic order in the pressure-induced superconductor CeRhSi_3 , *Journal of magnetism and magnetic materials* **310**, 602 (2007).
- [44] A. Pustogow, Y. Luo, A. Chronister, Y.-S. Su, D. A. Sokolov, F. Jerzembeck, A. P. Mackenzie, C. W. Hicks, N. Kikugawa, S. Raghu, E. D. Bauer, and S. E. Brown, Constraints on the superconducting order parameter in Sr_2RuO_4 from oxygen-17 nuclear magnetic resonance, *Nature* **574**, 72 (2019).
- [45] D. Aoki, K. Ishida, and J. Flouquet, Review of u -based ferromagnetic superconductors: Comparison between Ue_2 , Urhg , and Ucog , *Journal of the Physical Society of Japan* **88**, 022001 (2019).
- [46] F. Hardy and A. D. Huxley, p -wave superconductivity in the ferromagnetic superconductor Urhg , *Phys. Rev. Lett.* **94**, 247006 (2005).
- [47] K. Samokhin, Effects of impurities on the upper critical field H_{c2} in superconductors without inversion symmetry, *Physical Review B* **78**, 144511 (2008).
- [48] K. Samokhin, Upper critical field in noncentrosymmetric superconductors, *Physical Review B* **78**, 224520 (2008).
- [49] C. Iniotakis, N. Hayashi, Y. Sawa, T. Yokoyama, U. May, Y. Tanaka, and M. Sigrist, Andreev bound states and tunneling characteristics of a noncentrosymmetric superconductor, *Physical Review B* **76**, 012501 (2007).
- [50] M. Eschrig, C. Iniotakis, and Y. Tanaka, Theoretical aspects of andreev spectroscopy and tunneling spectroscopy in non-centrosymmetric superconductors: a topical review, arXiv preprint arXiv:1001.2486 10.48550/arXiv.1001.2486 (2010).
- [51] G. Annunziata, D. Manske, and J. Linder, Proximity effect with noncentrosymmetric superconductors, *Physical Review B* **86**, 174514 (2012).
- [52] Y. Rahnvard, D. Manske, and G. Annunziata, Magnetic josephson junctions with noncentrosymmetric superconductors, *Physical Review B* **89**, 214501 (2014).
- [53] V. Mishra, Y. Li, F.-C. Zhang, and S. Kirchner, Effects of spin-orbit coupling in superconducting proximity devices: Application to $\text{CoSi}_2/\text{TiSi}_2$ heterostructures, *Physical Review B* **103**, 184505 (2021).
- [54] Y. Tanaka, T. Kokkeler, and A. Golubov, Spin conductance in $s +$ helical p -wave junctions, *ArXiv* 2208.06657 (2022).
- [55] A. P. Schnyder, S. Ryu, A. Furusaki, and A. W. Ludwig, Classification of topological insulators and superconductors in three spatial dimensions, *Physical Review B* **78**, 195125 (2008).
- [56] A. D. Hillier, J. Quintanilla, and R. Cywinski, Evidence for time-reversal symmetry breaking in the non-centrosymmetric superconductor LaNiC_2 , *Physical review letters* **102**, 117007 (2009).
- [57] C.-K. Chiu, J. C. Teo, A. P. Schnyder, and S. Ryu, Classification of topological quantum matter with symmetries, *Reviews of Modern Physics* **88**, 035005 (2016).
- [58] W. Belzig, F. K. Wilhelm, C. Bruder, G. Schön, and A. D. Zaikin, Quasiclassical green's function approach to mesoscopic superconductivity, *Superlattices and microstructures* **25**, 1251 (1999).
- [59] T. T. Heikkilä, M. Silaev, P. Virtanen, and F. S. Bergeret, Thermal, electric and spin transport in superconductor/ferromagnetic-insulator structures, *Progress in Surface Science* **94**, 100540 (2019).
- [60] K. D. Usadel, Generalized diffusion equation for superconducting alloys, *Phys. Rev. Lett.* **25**, 507 (1970).
- [61] M. Kuprianov and V. Lukichev, Influence of boundary transparency on the critical current of dirty S/S structures, *Zh. Eksp. Teor. Fiz* **94**, 149 (1988).
- [62] Y. Tanaka, Y. Nazarov, and S. Kashiwaya, Circuit theory of unconventional superconductor junctions, *Physical Review Letters* **90**, 167003 (2003).
- [63] Y. Tanaka, Y. V. Nazarov, A. Golubov, and S. Kashiwaya, Theory of charge transport in diffusive normal metal/unconventional singlet superconductor contacts, *Physical Review B* **69**, 144519 (2004).
- [64] Y. V. Nazarov, Novel circuit theory of andreev reflection, *Superlattices and microstructures* **25**, 1221 (1999).
- [65] Y. Tanaka, T. Kokkeler, and A. Golubov, Theory of proximity effect in $s + p$ -wave superconductor junctions, *Phys. Rev. B* **105**, 214512 (2022).
- [66] G. Blonder, M. Tinkham, and T. Klapwijk, Transition from metallic to tunneling regimes in superconducting microconstrictions: Excess current, charge imbalance, and supercurrent conversion, *Physical Review B* **25**, 4515 (1982).
- [67] F. Konschelle, I. V. Tokatly, and F. S. Bergeret, Theory of the spin-galvanic effect and the anomalous phase shift $\varphi \neq 0$ in superconductors and josephson junctions with intrinsic spin-orbit coupling, *Physical Review B* **92**, 125443 (2015).
- [68] N. Schopohl and K. Maki, Quasiparticle spectrum around a vortex line in a d -wave superconductor, *Physical Review B* **52**, 490 (1995).
- [69] Y. Tanaka and S. Kashiwaya, Theory of tunneling spectroscopy of d -wave superconductors, *Physical review letters* **74**, 3451 (1995).
- [70] Y. Tanaka and S. Tamura, Surface andreev bound states and odd-frequency pairing in topological superconductor junctions, *Journal of Low Temperature Physics* **191**, 61 (2018).
- [71] A. F. Volkov, A. V. Zaitsev, and T. M. Klapwijk, Proximity effect under nonequilibrium conditions in double-barrier superconducting junctions, *Physica C: Superconductivity* **210**, 21 (1993).
- [72] X. Zhang, V. Golovach, F. Giazotto, and F. Bergeret, Phase-controllable nonlocal spin polarization in proximitized nanowires, *Physical Review B* **101**, 180502 (2020).
- [73] A. Hijano, S. Ilić, M. Rouco, C. González-Orellana, M. Ilyn, C. Rogero, P. Virtanen, T. T. Heikkilä, S. Khorshidian, M. Spies, N. Ligato, F. Giazotto, E. Strambini, and F. S. Bergeret, Coexistence of superconductivity and spin-splitting fields in superconductor/ferromagnetic insulator bilayers of arbitrary thickness, *Phys. Rev. Research* **3**, 023131 (2021).
- [74] S. H. Jacobsen, J. A. Ouassou, and J. Linder, Critical temperature and tunneling spectroscopy of superconductor-ferromagnet hybrids with intrinsic rashba-dresselhaus spin-orbit coupling, *Physical Review B* **92**, 024510 (2015).
- [75] T. Matsushita, J. Ando, Y. Masaki, T. Mizushima, S. Fujimoto, and I. Vekhter, Spin-nernst effect in time-reversal-invariant topological superconductors, *Physical Review Letters* **128**, 097001 (2022).
- [76] X.-L. Qi, T. L. Hughes, S. Raghu, and S.-C. Zhang, Time-reversal-invariant topological superconductors and super-

fluids in two and three dimensions, Physical review letters **102**, 187001 (2009).

[77] V. P. Mineev, Superfluid ^3He : introduction to the subject, Soviet Physics Uspekhi **26**, 160 (1983).