

The ReBB model at 8 TeV: Odderon exchange is not a probability, but a certainty*

ISTVÁN SZANYI^{1, 2, 3, †}, TAMÁS CSÖRGŐ^{2, 3, ‡}

¹Eötvös University, H - 1117 Budapest, Pázmány P. s. 1/A, Hungary;

²Wigner FK, H-1525 Budapest 114, POB 49, Hungary;

³MATE Institute of Technology, Károly Róbert Campus, H-3200 Gyöngyös,
Mátrai út 36, Hungary;

[†]iszanyi@cern.ch

[‡]tcsorgo@cern.ch

Received December 1, 2022

The Real Extended Bialas-Bzdak (ReBB) model study is extended to the 8 TeV pp TOTEM elastic differential cross section data. The analysis shows that the ReBB model describes the pp and $p\bar{p}$ differential cross section data in the limited $0.37 \leq -t \leq 1.2 \text{ GeV}^2$ and $1.96 \leq \sqrt{s} \leq 8 \text{ TeV}$ kinematic region, in a statistically acceptable manner. In this kinematic region a greater than 30σ model-dependent Odderon signal is observed by comparing the pp and ReBB extrapolated $p\bar{p}$ differential cross sections. Thus, in practical terms, within the framework of the ReBB model, Odderon exchange is not a probability, but a certainty.

1. Introduction

In a recent paper [1], published in July 2021, we showed that the Real Extended $p = (q, d)$ version of the Bialas-Bzdak (ReBB) model developed in Ref. [2] based on the original papers, Refs. [3, 4], and later improvements, Refs. [5, 6], describes in a statistically acceptable manner the proton-proton (pp) and proton-antiproton ($p\bar{p}$) scattering data in the kinematic range of $0.546 \leq \sqrt{s} \leq 7 \text{ TeV}$ and $0.37 \leq -t \leq 1.2 \text{ GeV}^2$. With these results at hand, we reported an at least 7.08σ , discovery level Odderon effect¹ by comparing the pp and $p\bar{p}$ differential cross sections at the same energies

* Presented at “Diffraction and Low- x 2022”, Corigliano Calabro, Italy, Sept. 2022.

¹ The ReBB model is based on R. J. Glauber’s multiple diffraction theory, so it operates directly on the level of the elastic scattering amplitude of pp and $p\bar{p}$ collisions. We obtain the C-even (Pomeron) and C-odd (Odderon) components of the elastic scattering amplitude as the average and the difference of elastic proton-antiproton and proton-proton amplitudes. For the details see Appendix C of Ref. [1].

utilizing model-dependent extrapolations of the differential cross-sections of elastic pp scattering to $\sqrt{s} = 1.96$ TeV and elastic $p\bar{p}$ scattering up to the lowest measured energy at LHC, 2.76 TeV. Extrapolating the $p\bar{p}$ scattering up to 7 TeV, the statistical significance of Odderon exchange increased to greater than 10σ , however, in Ref. [1] this significance was not quantified more precisely, due to numerical limitations of CERN's Root, MS Excel, Wolfram Mathematica and similar data analysis software tools.

Based on our recently published paper [7], we present here the results of the extension of the ReBB analysis to the new 8 TeV pp differential cross section data of TOTEM, Ref. [8]. In this Ref. [7] we also more precisely quantified the high significance of the Odderon observation by introducing an analytical approximation scheme (see the Appendix of Ref. [7]).

2. ReBB model and Odderon exchange at 8 TeV

As an extension to Ref. [1], in Fig. 1 we show the comparison of the pp differential cross section calculated from the ReBB model — using the energy calibration of the fit parameters done in Ref. [1] — with the *final* 8 TeV pp differential cross section data measured by TOTEM and published recently in Ref. [8]. One can see that the energy-calibrated model, in its validity range, $0.37 \leq -t \leq 1.2$ GeV², describes the data in a statistically acceptable manner, with a confidence level of 0.2 %.

The ReBB model thus describes the data at 8 TeV in a limited kinematic region which is suitable to perform a search for Odderon exchange. As detailed and utilized recently in Refs. [1, 9, 10] a possible difference between pp and $p\bar{p}$ measurable quantities at the TeV energy scale theoretically can be attributed only to the effect of a t -channel C-odd Odderon exchange.

The comparison of the $p\bar{p}$ differential cross section calculated from the ReBB model — using the energy calibration of the fit parameters done in Ref. [1] — with the 8 TeV pp differential cross section data measured by TOTEM [8] is shown in Fig. 2, which indicates a difference between the pp and $p\bar{p}$ differential cross sections with a probability of essentially 1, corresponding to a $CL = 1 - 1.111 \times 10^{-74}$, *i.e.*, an Odderon observation with a statistical significance $\geq 18.28\sigma$ (for the details of the significance calculation see the Appendix of Ref. [7]).

The fits and the model-data comparisons are done by utilizing the χ^2 definition developed by the PHENIX collaboration. This method is equivalent with the diagonalization of the covariance matrix if the experimental errors are separated into three different types: point-to-point fluctuating uncorrelated statistical and systematic errors (type A), point-to-point varying and 100% correlated systematic errors (type B), and point-independent, overall correlated systematic uncertainties (type C). In our study, the avail-

able experimental errors of the analysed data can be and are categorized into these three types: horizontal and vertical t -dependent statistical errors (type A), horizontal and vertical t -dependent systematic errors (type B), and overall normalization uncertainties (type C).

The PHENIX method is validated by evaluating the χ^2 from a full covariance matrix fit of the $\sqrt{s} = 13$ TeV TOTEM differential cross-section data using the Lévy expansion method of Ref. [11]. The PHENIX method and the fit with the full covariance matrix result in the same minimum within one standard deviation of the fit parameters. Thus the PHENIX method is a reasonable choice at energies, where the full covariance matrixes are not published. The exact form of the χ^2 definition ² used in this analysis with correlation parameters, ϵ_B and ϵ_C resulting from such a classification of measurement errors can be found in Ref. [1].

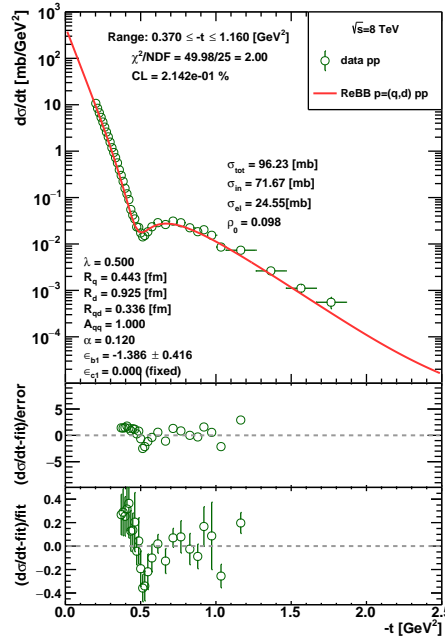


Fig. 1. Comparison of the pp differential cross sections from Ref. [7]. The ReBB model calculations for pp are based on Ref. [1] and they agree, at 0.2 % CL, with the recently published TOTEM pp data at $\sqrt{s} = 8$ TeV [8].

² The χ^2 parameters ϵ_B and ϵ_C were considered as fit parameters in Ref. [1], decreasing NDF. However ϵ_B and ϵ_C , in fact, have a known central value (0) and a known standard deviation (1), hence they must be considered not only as fit parameters, but also new data points. Thus in the end they are not effecting the NDF. This was done in Ref. [7], but this correction does not effect the conclusions drawn in Ref. [1].

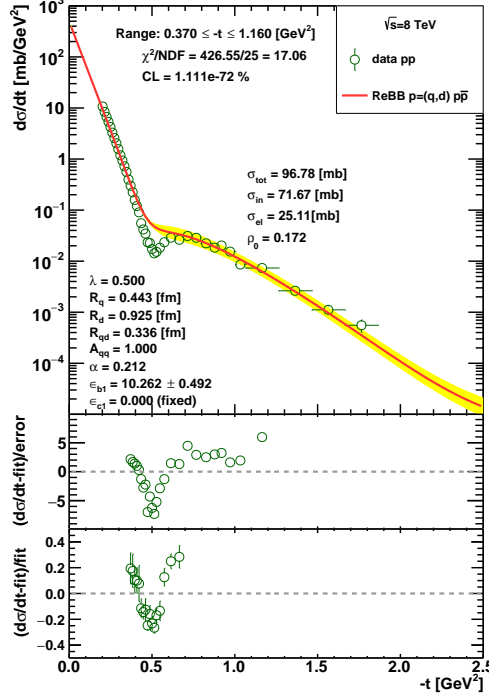


Fig. 2. Comparison of the $p\bar{p}$ differential cross sections from Ref. [7]. The ReBB model calculations for $p\bar{p}$ are based on Ref. [1] and they disagree, at $1.1 \times 10^{-72} \%$ CL, with the recently published TOTEM pp data at $\sqrt{s} = 8$ TeV [8].

\sqrt{s} (TeV)	χ^2	NDF	CL	significance (σ)
1.96	24.283	14	0.0423	2.0
2.76	100.347	22	5.6093×10^{-12}	6.8
7	2811.46	58	$< 7.2853 \times 10^{-312}$	> 37.7
8	426.553	25	1.1111×10^{-74}	≥ 18.2

Table 1. Summary on Odderon signal observation significances in the ReBB model analysis from Ref. [7]. The significances higher than 8σ were calculated by utilizing an analytical approximation schema, detailed in the Appendix of the same paper [7].

3. ReBB model and Odderon at the TeV energy range

Table 1 summarises all the Odderon signal observation significances in our ReBB model analysis. The dataset at 7 TeV carries the largest, dominant Odderon signal, greater than 37.75σ . The existence of a significant Odderon signal is confirmed with the new TOTEM data at 8 TeV, which provides an also clear-cut, greater than 18.28σ Odderon signal. The sig-

nificance of the Odderon signal in the $\sqrt{s} = 2.76$ TeV TOTEM data is 6.8σ . Within the framework of the ReBB model, no statistically significant Odderon signal is observed from the comparison of the $\sqrt{s} = 1.96$ TeV D0 data with ReBB model extrapolated elastic pp differential cross-sections.

Given that the datasets are independent measurements, we can evaluate their combined significances step by step, by adding the individual χ^2 and the individual NDF values. Another option for combining the significances is Stouffer's method (*i.e.* by summing the significances and dividing the sum by the square root of the number of summed significances) as used by TOTEM in Ref. [10]. As it is detailed in Ref. [7] in Table 2, independently which method is used, the combination of the results at the two lowest energies, *i.e.* 1.96 and 2.76 TeV, gives greater than 6σ significance for the Odderon exchange, while the combination of the results at $\sqrt{s} = 1.96, 2.76, 7$ and 8 TeV gives a greater than 30σ significance.

Fig. 3 shows the total cross-section (with systematic error band) obtained from the optical theorem using the ReBB model amplitude of Odderon exchange, as evaluated from the log-linear excitation functions of the model from Ref. [1]. The result indicates that the total cross-section of the Odderon exchange is sharply increasing in the few TeV energy range, but it is two orders of magnitude smaller than the contribution of the Pomeron exchange that is dominant at the same energy scale, as detailed in Ref. [1].

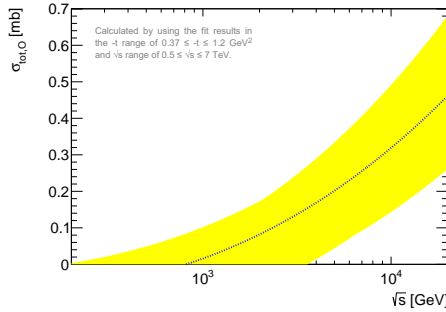


Fig. 3. The Odderon total cross section, determined from the ReBB model in Ref. [1], indicates a threshold effect for Odderon exchange. The Odderon contribution to the total cross-section starts to be statistically significant around 1 TeV.

4. Summary

The Real Extended Bialas-Bzdak (ReBB) model describes all the available pp and $p\bar{p}$ differential cross-section data in the kinematic range of $0.546 \leq \sqrt{s} \leq 7$ TeV and $0.37 \leq -t \leq 1.2$ GeV² in a statistically acceptable

manner. The statistical significance of Odderon exchange is greater than 30σ when the results obtained from $\sqrt{s}=1.96, 2.76, 7$, and 8 TeV are combined. Thus, within the framework of the ReBB model, Odderon exchange is not a probability, but a certainty at the TeV energy scale.

5. Acknowledgments

We thank A. Papa and his team for their kind hospitality and for organizing an inspiring and useful meeting. Our research has been supported by the Hungarian NKFIH grant K133046 and the ÚNKP-22-3 New National Excellence Program.

REFERENCES

- [1] T. Csörgő and I. Szanyi. Observation of Odderon effects at LHC energies: a real extended Bialas–Bzdak model study. *Eur. Phys. J. C*, 81(7):611, 2021.
- [2] F. Nemes, T. Csörgő, and M. Csanád. Excitation function of elastic pp scattering from a unitarily extended Bialas–Bzdak model. *Int. J. Mod. Phys.*, A30(14):1550076, 2015.
- [3] A. Bialas and A. Bzdak. Wounded quarks and diquarks in heavy ion collisions. *Phys. Lett. B*, 649:263–268, 2007. [Erratum: *Phys.Lett.B* 773, 681–681 (2017)].
- [4] A. Bialas and A. Bzdak. Constituent quark and diquark properties from small angle proton-proton elastic scattering at high energies. *Acta Phys. Polon. B*, 38:159–168, 2007.
- [5] F. Nemes and T. Csörgő. Detailed Analysis of p^+p Elastic Scattering Data in the Quark-Diquark Model of Bialas and Bzdak from $\sqrt{s} = 23.5$ GeV to 7 TeV. *Int. J. Mod. Phys.*, A27:1250175, 2012.
- [6] T. Csörgő and F. Nemes. Elastic scattering of protons from $\sqrt{s} = 23.5$ GeV to 7 TeV from a generalized Bialas-Bzdak model. *Int. J. Mod. Phys.*, A29:1450019, 2014.
- [7] I. Szanyi and T. Csörgő. The ReBB model and its $H(x)$ scaling version at 8 TeV: Odderon exchange is a certainty. *Eur. Phys. J. C*, 82(9):827, 2022.
- [8] G. Antchev et al. Characterisation of the dip-bump structure observed in proton-proton elastic scattering at $\sqrt{s} = 8$ TeV. *Eur. Phys. J. C*, 82(3):263, 2022.
- [9] T. Csörgő, T. Novák, R. Pasechnik, A. Ster, and I. Szanyi. Evidence of Odderon-exchange from scaling properties of elastic scattering at TeV energies. *Eur. Phys. J. C*, 81(2):180, 2021.
- [10] V. M. Abazov et al. Odderon Exchange from Elastic Scattering Differences between pp and $p\bar{p}$ Data at 1.96 TeV and from pp Forward Scattering Measurements. *Phys. Rev. Lett.*, 127(6):062003, 2021.

- [11] T. Csörgő, R. Pasechnik, and A. Ster. Odderon and proton substructure from a model-independent Lévy imaging of elastic pp and $p\bar{p}$ collisions. *Eur. Phys. J.*, C79(1):62, 2019.