

# Exact one-particle density matrix for $SU(N)$ fermionic matter-waves in the strong repulsive limit

Andreas Osterloh,<sup>1</sup> Juan Polo,<sup>1</sup> Wayne J. Chetcuti,<sup>1,2,3</sup> and Luigi Amico<sup>1,3,4,\*</sup>

<sup>1</sup>*Quantum Research Centre, Technology Innovation Institute, Abu Dhabi, UAE*

<sup>2</sup>*Dipartimento di Fisica e Astronomia, Via S. Sofia 64, 95127 Catania, Italy*

<sup>3</sup>*INFN-Sezione di Catania, Via S. Sofia 64, 95127 Catania, Italy*

<sup>4</sup>*Centre for Quantum Technologies, National University of Singapore, 3 Science Drive 2, Singapore 117543, Singapore*

We consider a gas of repulsive  $N$ -components fermions confined in a ring-shaped potential, subject to an effective magnetic field. For large repulsion strengths, we work out a Bethe ansatz scheme to compute the two-point correlation matrix and then the one-particle density matrix. Our results holds in the mesoscopic regime of finite but sufficiently large number of particles and system size that are not accessible by numerics. We access the momentum distribution of the system and analyse its specific dependence of interaction, magnetic field and number of components  $N$ . In the context of cold atoms, the exact computation of the correlation matrix to determine the interference patterns that are produced by releasing cold atoms from ring traps is carried out.

## I. INTRODUCTION

In low-dimensional many-body systems, quantum fluctuations are particularly pronounced, and therefore even a weak interaction can lead to dramatic correlations. Such a simple fact makes the physics of  $1d$  many-body systems exotic and distinct from the physics of higher dimensional systems [1]. The breakdown of the Fermi liquid paradigm and Luttinger liquid behaviour, the spin-charge separation in fermionic systems, elementary excitations with fractional statistics and Haldane order are just some of the characteristic traits addressed in the last few decades of research on the subject [2–5]. One dimensional systems can be realized by confining the spatial degrees of freedom, as in quantum wires [6], in chains of Josephson junctions [7] or in certain classes of polymers [8]; in other instances, the dimensionality is constrained dynamically, as in carbon nano-tubes [9], edge states in quantum Hall effect [10] or in metals with dilute magnetic impurities [11]. With the advent of quantum technology, seeking of quantum correlations as a resource, the impact of  $1d$  physics has been considerably widened. In this paper, we will be dealing with strongly correlated  $N$ -component fermions confined in one spatial dimension. The two-component electronic case is ubiquitous in physical science from condensed matter to high energy physics and clearly relevant for a large number of technological applications. Systems with  $N > 2$  have emerged as effective descriptions in specific condensed matter or mesoscopic physics contexts [12–15].

Recently, the relevance of  $N$ -component fermions has been significantly boosted since the experimental realizations through alkaline earth fermionic atomic gases [16–19]; in there, the two-body interactions resulted to be  $SU(N)$ -symmetric, reflecting the absence of hyperfine coupling between the atoms' electronic and nuclear de-

grees of freedom [20–22]. Such artificial matter is relevant for high precision measurements [23, 24] and has the potential of considerably expanding the scope of cold atoms quantum simulators [16, 25–28]. Here, we focus on  $SU(N)$  fermions described by a Hubbard type model [20, 22]. In the dilute regime of few particles per site, the lattice model captures the physics of continuous systems with delta-interaction [29], which is exactly solvable by Bethe Ansatz [30, 31]. Exact solutions of  $1d$  interacting quantum many-body systems play a particularly important role since their physics is often non-perturbative, with properties that are beyond the results obtained with approximations [1]. As such, exact results, though rare and technically difficult to achieve, form a precious compass to get oriented in the  $1d$  physics.

Here, we provide the exact expression of the two-point correlation matrix of fermions with  $N$  components, determining the one-body density matrix, in the limit of strong particle-particle interactions. We consider particles confined in a ring-shaped potential subjected to an external magnetic flux in the limit of large repulsive interactions. We work in the mesoscopic regime in which such a magnetic field is able to start an  $N$ -component fermionic matter-wave persistent current. We analyze the distribution of the momentum of particles, which, despite being one of the simplest correlations, is able to reflect certain effects of the interaction [32]. On the technical side, we point out that, despite its simple expression, the momentum distribution can only be calculated numerically for a small number of particles and is even less accessible when considering the strongly correlated regimes. Even for integrable models, it is not manageable, especially in the mesoscopic regime of finite but sufficiently large particle systems. The case  $N = 2$  in the absence of magnetic flux was discussed by Ogata and Shiba [33].

The one-body density matrix plays a crucial role in different schemes of time-of-flight expansions in cold atoms settings [28, 34–37]. The effect of an artificial magnetic field in neutral two-component fermions confined in tight

\* On leave from the Dipartimento di Fisica e Astronomia “Ettore Majorana”, University of Catania.

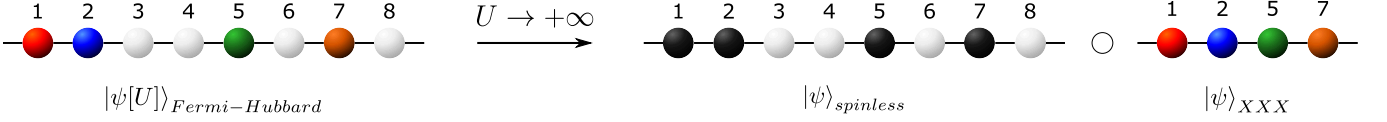


FIG. 1. Schematic representation of the decoupling of the  $SU(N)$  Fermi-Hubbard into the spinless and Heisenberg- $XXX$  Hamiltonians at infinite repulsive interactions  $U$ . On the left, the figure depicts the  $SU(4)$  Hamiltonian with one-particle per colour and 4 empty sites (white). On the right, we have the spinless Hamiltonian with 4 fermions (black) and 4 empty sites. In addition, there is the  $SU(4)$  Heisenberg Hamiltonian with one spin in each orientation. Note that after the decoupling, the index corresponding to a given colour in the Heisenberg Hamiltonian changes in order to accommodate the new framework, but the arrangement of the colours in the original chain is maintained. The circle indicates the successive operation in a mathematical sense:  $f \circ g = f(g)$ .

toroidal-shaped potentials was explored in recent experiments [38, 39]. The arising persistent current pattern is produced as a result of specific transitions between suitable current states characterized by different particles' spin configuration [40, 41]. We will show how to handle the extra-complications coming from the above ground states transitions in computing the correlation matrix of the system for different magnetic fluxes.

The paper is structured as follows. In Sec. II we discuss the model describing our system and introduce the spin-charge decoupling mechanism. In Sec. III and Sec. IV we present the results achieved for the momentum distribution and interference dynamics of  $SU(N)$  fermions. Conclusion and outlooks are given in Sec. V.

## II. MODEL AND METHODS

The one-dimensional Hubbard model for  $N$ -component fermions residing on a ring-shaped lattice comprised of  $L$  sites, threaded by an effective magnetic flux  $\phi$  reads

$$\mathcal{H} = -t \sum_j \sum_{\alpha=1}^N (e^{i\frac{2\pi\phi}{L}} c_{j,\alpha}^\dagger c_{j+1,\alpha} + \text{h.c.}) + U \sum_j \sum_{\alpha < \beta} n_{j,\alpha} n_{j,\beta}, \quad (1)$$

where  $c_{j,\alpha}^\dagger$  creates a particle with colour  $\alpha$  on site  $j$  and  $n_j = c_j^\dagger c_j$  is the local particle number operator.  $U$  and  $t$  denote the interaction and hopping strengths respectively. In this paper, we consider only the repulsive case such that  $U > 0$ . The Peierls substitution  $t \rightarrow te^{i\frac{2\pi\phi}{L}}$  accounts for the gauge field. In standard implementations such a field can be an actual magnetic field, while it can be artificially created in cold atom settings [42].

For  $N = 2$  the model in Eq. (1) is Bethe ansatz solvable for all system parameters and filling fractions  $\nu = N_p/L$  [43]. For  $N > 2$ , Bethe ansatz solvability holds for the continuous limit of vanishing lattice spacing, with the model turning into the Gaudin-Yang-Sutherland model, that describes  $SU(N)$  symmetric fermions with delta interactions [22, 30, 31]. This limit is achieved when considering the dilute regime, such that  $\nu \ll 1$  [29]. In the following, we will refer to the Bethe ansatz solution of the  $SU(N)$  Hubbard model in this limit.

Accordingly, within a given particle ordering  $x_{Q_1} \leq \dots \leq x_{Q_{N_p}}$ , the eigenstates of the model (1) can be expressed as

$$f(x_1, \dots, x_{N_p}; \alpha_1, \dots, \alpha_{N_p}) = \sum_P A(Q|P) \varphi_P(\alpha_{Q_1}, \dots, \alpha_{Q_{N_p}}) \times \exp\left(i \sum_{j=1}^{N_p} k_{Pj} x_{Qj}\right), \quad (2)$$

where  $A(Q|P) = \text{sign}(P)\text{sign}(Q)$  with  $P$  and  $Q$  being permutations introduced to account for the eigenstates' dependence on the relative ordering of the particle coordinates  $x_j$  and quasimomenta  $k_j$ , with  $\varphi$  being the spin wavefunction. The latter accounts for all different components of the system, which can be obtained by nesting the Bethe ansatz [31]. As a result, the spin-like rapidities for each additional colour  $\Lambda_\beta$  are all housed in  $\varphi$ . In particular, we note that the ground-state of the system correspond to real  $k_j, \Lambda_\alpha$ .

Despite the access to the energy spectrum is greatly simplified due to integrability, the calculation of the exact correlation functions remains a very challenging problem [44], especially in the mesoscopic regime of large but finite  $N_p$  and  $L$  [45].

Here, we will be focusing on the large  $U$  limit where the correlation functions become addressable as we shall see. The simplification arises because the charge and spin degrees of freedom decouple (such a decoupling occurs only for states with real  $k_j$ ) [33, 40, 41]. The decoupling is manifested in the Bethe equations of the system. In the limit  $U \rightarrow \infty$ , the charge degrees of freedom are specified as (see Appendix VIA 1 for a sketch of the derivation):

$$k_j = \frac{2\pi}{L} \left[ I_j + \frac{X}{N_p} + \phi \right], \quad (3)$$

where  $I_j$  are the charge quantum numbers of the spinless fermionic model and  $X = \sum_{\ell}^{N-1} \sum_{\beta_{\ell}}^{M_{\ell}} J_{\beta_{\ell}}$  denotes the sum of the spin quantum numbers. As an effect of the spin-charge decoupling, each wavefunction amplitude can be written as a product between a Slater determinant of spinless fermions  $\det[\exp(ik_j x_{Qj})]$  and a spin wavefunc-

tion  $\varphi(y_1, \dots, y_M)$  [33] [46]:

$$f(x_1, \dots, x_{N_p}; \alpha_1, \dots, \alpha_{N_p}) = \text{sign}(Q) \det[\exp(ik_j x_l)]_{jl} \varphi(y_1, \dots, y_M). \quad (4)$$

Consequently, in the limit of  $U \rightarrow +\infty$  these states of the Hubbard model can be written as

$$|\psi[U]\rangle_{\text{Fermi-Hubbard}} \xrightarrow{U \rightarrow +\infty} |\psi[\psi_{XXX}]\rangle_{\text{spinless}}, \quad (5)$$

The logic of the decoupling occurring in the wavefunction is depicted in Fig. (1).

The XXX Heisenberg model in Eq. (5) is also integrable for  $SU(N)$  and all  $1 < N \in \mathbb{N}$ . The corresponding Hamiltonian can be constructed as a sum of permutation operators  $\mathcal{H}_{XXX} = \sum_i P_{i,i+1}$  [22, 47], where  $P_{i,i+1}$  can be expressed in terms of  $SU(N)$ -generators. The Hamiltonian  $P_{i,i+1}$  permutes  $SU(N)$  states on sites  $i$  and  $i+1$  (see also Appendix (VIB) and Eq. (22)). Even though Bethe ansatz integrable, the exact access of explicit expression of the eigenstates of the antiferromagnet Heisenberg model is very challenging. In our paper, therefore, the quantum state is obtained by combining the Bethe ansatz analysis with the Lanczos numerical method. The procedure is described below.

*a. Finding the ground-state.* Firstly, we note that for each non-degenerate ground-state of the Hubbard model, there exists a corresponding single eigenstate of the Heisenberg model. In principle, such a state-to-state correspondence could be obtained by identifying the spin quantum numbers labeling the states of the Hubbard model (through the Bethe ansatz equations) with the quantum numbers for the Heisenberg model. However, as mentioned above such a procedure is quite involved when trying to access to the quantum states. Therefore, we use a combination of Bethe ansatz and numerical methods: i) inserting the spin quantum numbers characterizing a given state in the Hubbard model into the Heisenberg Bethe ansatz, enables us to calculate the correct energy, which is then matched with the numerically obtained spectrum of the anti-ferromagnet; then ii) the  $SU(N)$  quadratic Casimir operators (see the App. VIB 2) are used to characterize the total  $SU(N)$ -spin of the states. For  $\phi = 0$ , the state of the Hubbard model is non-degenerate. Therefore, this approach can uniquely characterize the states. For  $\phi \neq 0$  however, it results that the energy of the Heisenberg model is degenerate as is the Casimir value. This degeneracy can be resolved for the  $SU(2)$  case by looking at the permutation operators  $P_{j,j-1}$  (such operators do not commute with the Heisenberg Hamiltonian by construction). For larger  $N$  and  $\phi \neq 0$  we do not have a general method. However, we note that degenerate states with the same Casimir value consist of different projections into the Heisenberg basis, which allow us to uniquely identify the correct ground states to be taken at increasing flux [41] (see the Appendix for a detailed explanation).

We found that non-degenerate ground states with odd and even number of particles per species correspond to

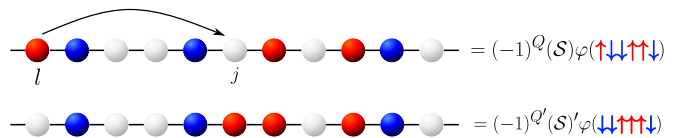


FIG. 2. Schematic representation of the effect of  $c_{l,\alpha}^\dagger c_{j,\alpha}$  on an  $SU(2)$  wavefunction. The upper part depicts the initial state in a given configuration with the corresponding decoupled wavefunction shown on the right. The bottom figure illustrates the final state and its corresponding wavefunction after performing the hopping action on the initial state. This figure is adapted from [33].

different values of the Casimir operators, and therefore to different representations of the  $SU(N)$  algebra [48]. The corresponding states are hence chosen based on the parity of the species occupation number.

We comment that, for  $(2m)N$  fermions with integer  $m$  at zero flux, the ground-state wavefunction of the Hubbard model is not a singlet in contrast with that of the anti-ferromagnetic Heisenberg model. In the case of  $SU(2)$ , this issue was circumvented by considering anti-periodic boundary conditions for the Hubbard model, which results to be a singlet ground-state [33]. In contrast with the method presented in [33], we do not modify the boundary conditions for model (1) but instead we modify the spin quantum numbers in Eq. (3) such that the non-degenerate triplet eigenstate of the Heisenberg model is selected.

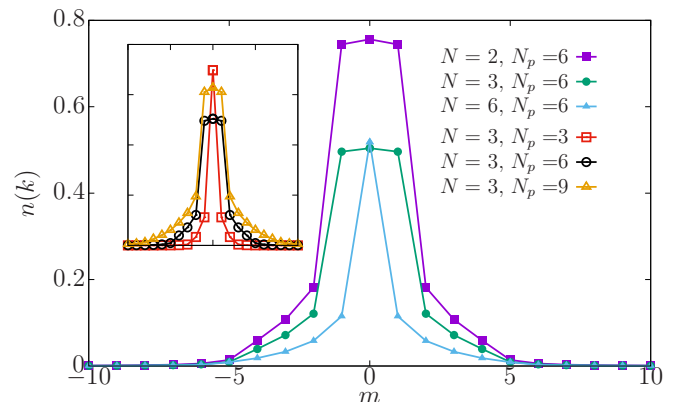


FIG. 3. The momentum distribution for different  $SU(N)$  and ratios  $N_p/N$ . Main panel shows the momentum distribution for a fixed number of particles  $N_p = 6$ , while the insets displays the momentum distribution for a fixed  $N = 3$  but different number of particles. In both panels we showcase the interplay between occupation and  $SU(N)$  character of the system. The system size is fixed to  $L = 27$ . The integers  $m$  correspond to the momenta  $2\pi m/L$ .

*b. The one-body density matrix.* In the present work, we apply the factorization (5) to determine the one-particle density operator through the calculation of the two-point correlation matrix of the  $SU(N)$  Hubbard

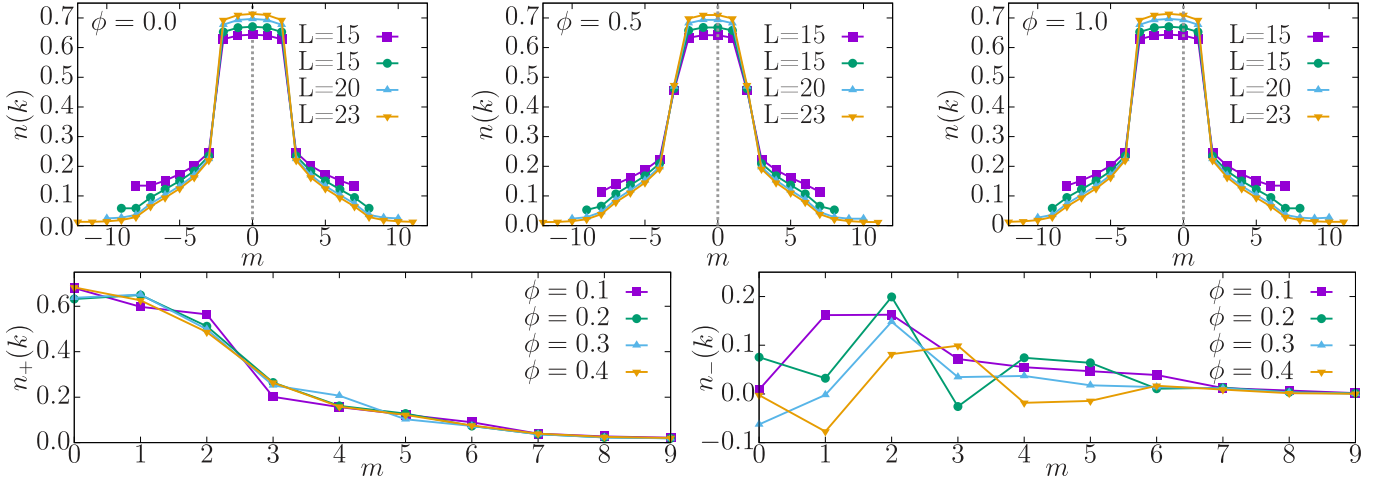


FIG. 4. Above: The momentum distribution function for 10 particles and various sites for  $SU(2)$  fermions. One can see that the flux essentially shifts the momentum distribution as expected. Below: We plot the symmetric (left) and anti-symmetric (right) components of the momentum distribution denoted as  $n_+ = [n(k - \Delta k)/2 + n(k + \Delta k)/2]/2$  and  $n_- = n(k - \Delta k)/2 - n(k + \Delta k)/2$  respectively as a function of the effective magnetic flux  $\phi$ . We note that these intermediate values of the flux produces a momentum distribution that is non-symmetric.

model (1), together with its dependence with the flux  $\phi$ :

$$\langle \Psi_\alpha(x)^\dagger \Psi_\alpha(x) \rangle = \sum_{l,j} w^*(x - x_l) w(x - x_j) \langle c_{l,\alpha}^\dagger c_{j,\alpha} \rangle \quad (6)$$

where  $\Psi_\alpha^\dagger(x)$  and  $\Psi_\alpha(x)$  are fermionic field operators satisfying  $\{\Psi_\alpha^\dagger(x), \Psi_{\alpha'}(y)\} = \delta(x - y)\delta_{\alpha,\alpha'}$ , and  $w(x)$  are Wannier functions (that we take independent on the specific  $N$  component). The spin-charge decoupling is obtained by Bethe equations in addition to exact diagonalization of the Heisenberg model and DMRG [49, 50]. The energy scale is fixed by  $t = 1$  and only systems with an equal number of particles per component are considered.

### III. MOMENTUM DISTRIBUTION

The momentum distribution is defined as

$$n_\alpha(k) = \frac{1}{L} \sum_{j,l} e^{ik(r_l - r_j)} \langle c_{l,\alpha}^\dagger c_{j,\alpha} \rangle \quad (7)$$

with  $r_j$  denoting the position of the lattice sites in the ring's plane. In the aforementioned limit of infinite repulsion, the correlation matrix can be recast as

$$\langle c_{l,\alpha}^\dagger c_{j,\alpha} \rangle = \sum_{\{\text{config.}\}} \text{sign}(Q) \text{sign}(Q') (\mathcal{S})^* (\mathcal{S}')^\omega(j \rightarrow l, \alpha), \quad (8)$$

where  $\mathcal{S}$  denotes the Slater determinant of the charge degrees of freedom  $Q$  refers to the sign of the corresponding permutation.  $\mathcal{S}'$  and  $Q'$  are the same quantities but evaluated for the wavefunction of a fermion that moved from the  $j$ -th to the  $l$ -th site (see Fig. 2). We note that one has to account for the shift in  $k_j$  induced by the spin quantum numbers through Eq. (3). The term  $\omega(j \rightarrow l, \alpha)$

corresponds to the spin part of the wavefunction; taking into account the sum over all the spin configurations and any changes in  $\varphi(y_1, \dots, y_M)$ .

Before proceeding to evaluate Eq. (8), we note that  $\omega(j \rightarrow l, \alpha)$  is independent of  $\alpha$ :  $\omega(j \rightarrow l, \alpha) = \omega(j \rightarrow l)$ . Moreover,  $\omega(j \rightarrow l) = \omega(j' \rightarrow l')$ . In this mapping, we associate the  $j'$ th spin to the electron on the  $j$ th site that after the hopping operation  $c_l^\dagger c_j$ , becomes the  $l'$ th spin corresponding to an electron of the  $l$ th site – see Fig. (1). We emphasize that the expression in Eq. (8) is of the same form as for the  $SU(2)$  case [33]. The difference lies in the definition of  $\omega(j, l)$ , which encodes the  $SU(N)$  character of the system:

$$\omega(j' \rightarrow l') \equiv \langle P_{l',l'-1} P_{l'-1,l'-2} \dots P_{j'+1,j'} \rangle_H. \quad (9)$$

This corresponds to the expectation value in the Heisenberg state of the  $SU(N)$  permutation operator  $P_{j',j'-1}$  that exchanges the  $j'$ th and  $(j' - 1)$ st sites.

With the states obtained as summarized above, we evaluate the momentum distribution  $n(k)$  in Eq. (7). In Fig. 3, the momentum distribution in the absence of magnetic flux is presented for different  $SU(N)$ . For a fixed  $N_p$  and increasing  $N$ , the momentum distribution is observed to be less broad and to be more centralized around  $k = 0$ . This is to be expected since as  $N \rightarrow \infty$ ,  $SU(N)$  fermions emulate bosons in terms of level occupations [18]. Conversely, for fixed  $N$  and increasing  $N_p$ , the momentum distribution reflects the fermionic statistics of the system, as it becomes broader due to the occupation of different momenta (see inset of Fig. 3).

Fig. 4 depicts the momentum distribution for an  $SU(2)$  symmetric system in the presence of an effective flux. In this case, the ground-state of the Hubbard model is characterized by level crossings to counteract the flux imparted to the system [40, 41]. Such level crossings cor-



respond to different Heisenberg states, which can be obtained with the previously mentioned procedure in Sec. II by an appropriate change in spin quantum numbers (see Appendix VIC1). From the top row of Fig. 4, it is clear that the effect of the magnetic flux manifests itself as a shift in the momentum distribution: shift gets progressively larger with increasing flux. To capture how this happens precisely in the momentum distribution, we plot the symmetric and anti-symmetric components of the momentum distribution denoted as  $n_+$  and  $n_-$  respectively in the bottom panel of Fig. 4.

#### A. The Fermi gap for $U = \infty$

In the thermodynamic limit at temperature  $T = 0$  and  $U = 0$ , the Fermi function drops from a finite value to zero at the Fermi momentum  $k_f$ . At finite  $U$ , states with  $k > k_f$  can be occupied and, compared with the  $U = 0$  case, the gap at  $k_f$  is reduced accordingly. For  $SU(N)$  symmetric particles the maximum occupation of a single  $k$ -level is  $N$ . Consequently, the Fermi-distribution for  $N \rightarrow \infty$  should become a Bose-distribution (which has no gap). Therefore, this gap must tend to zero in this limit.

Since we consider finite number of particles and system size, our system is far from the thermodynamic limit. We note that parity effects appear in  $N_p/N$  for  $SU(N)$  fermions [41]. Therefore we distinguish the two cases: odd occupations ( $N_p/N$  odd) and even occupations ( $N_p/N$  even). Defining the gap for the odd occupations is straight forward: every single  $k$ -level up to  $|k_f|$  is occupied for  $U = 0$ . For example, in the case of  $SU(2)$ ,  $N_p = 6$ , all  $k \in \{0, 1, -1\}$  are fully occupied. Therefore, the gap is defined as  $f(k_f) - f(k_f + \Delta k)$ , with  $\Delta k = 2\pi/L$ . The situation is different for an even occupation per species. In this case the levels  $|k_f|$  are only partially filled and this is visible even for  $U = 0$  and finite number of particles. However, this does not change the definition of the Fermi gap. Therefore, we define the gap in this case as  $f(k_f - \Delta k) - f(k_f + \Delta k)$ .

In agreement with the above argument, we find that the gap is generically going down with  $N$ , but with a non-trivial dependence on  $N_p$  and with parity effects for  $SU(2)$  and more pronounced for  $SU(3)$  - see Fig. 5.

### IV. INTERFERENCE DYNAMICS IN ULTRACOLD ATOMS

In this section, we present a particular scenario in which the exact one-body density matrix can be tested in current state-of-the-art experimental observables in ultracold atom settings. Specifically, we consider homodyne [38] and self-heterodyne [39] protocols following the recent experiments carried out in fermionic rings.

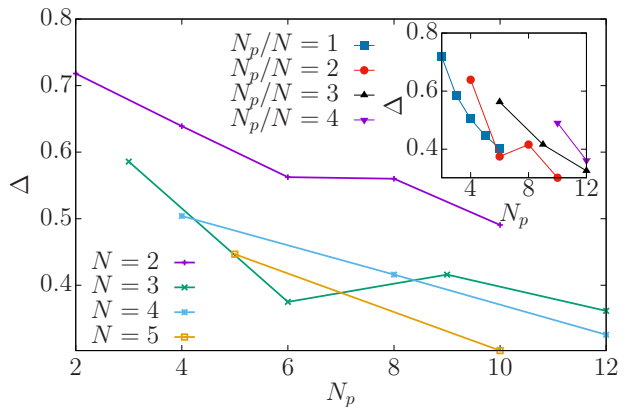


FIG. 5. Gap in the momentum distribution as function of  $N_p$ . It is shown for different cases for dependencies of  $N$  in  $SU(N)$  (left) and for different values of  $N_p/N$  from 1 to 4. It can be seen that the gap decreases with growing  $N$ . The single exception is the case of  $SU(3)$  (see left panel). The particularities concerning definition of the gap for finite number of particles is described in the main text.

The homodyne protocol consists in performing time-of-flight (TOF) imaging of the spatial density distribution of the atomic cloud: upon sudden release from its confinement potential, the atomic cloud expands freely, with the initially trapped atoms interfering with each other creating specific interference patterns. The resulting interference pattern depends on the correlations that the particles have at the moment in which atoms are released. The TOF image can be calculated as

$$n_{\alpha}^{(TOF)}(\mathbf{k}) = |w(\mathbf{k})|^2 \sum_{j,l} e^{i\mathbf{k}(\mathbf{r}_l - \mathbf{r}_j)} \langle c_{l,\alpha}^{\dagger} c_{j,\alpha} \rangle, \quad (10)$$

where  $w(\mathbf{k})$  is the Fourier transform of the Wannier function,  $\mathbf{r}_j$  denotes the position of the lattice sites in the ring in the plane and  $\mathbf{k} = (k_x, k_y)$  are their corresponding Fourier momenta.

The self-heterodyne protocol follows the same procedure as the homodyne one, albeit with an additional condensate placed in the center of the system of interest, to act as a phase reference. Accordingly, as the center and the ring undergo free co-expansion in TOF, characteristic spirals emerge as the two systems interfere with each other and current is present in the system. In order to observe the phase patterns in a second quantized setting, one needs to consider density-density correlators between the center and the ring [37, 51]:  $G_{R,C} = \sum_{\alpha} \sum_{j,l} I_{jl}(\mathbf{r}, \mathbf{r}', t) \langle c_{l,\alpha}^{\dagger} c_{j,\alpha} \rangle$  where  $I_{jl}(\mathbf{r}, \mathbf{r}', t) = w_c(\mathbf{r}', t) w_c^*(\mathbf{r}, t) w_l^*(\mathbf{r}' - \mathbf{r}_l', t) w_j(\mathbf{r} - \mathbf{r}_j, t)$ .

By exploiting the correlation matrix we calculated in the previous sections, we obtain the interference images that are obtained through the two above sketched expansion protocols for two-component fermions exactly - see Fig. 6. The left panel displays a cut on the TOF momentum distribution (at  $k_y = 0$ ), with the inset depicting

the same quantity in the  $k_x$ - $k_y$  plane. The right panels of Fig. 6 show the self-heterodyne interference pattern at zero and half flux quantum. These display the characteristic dislocations that at strong interactions were shown to depend on particle number, number of components and flux - see [37] for details.

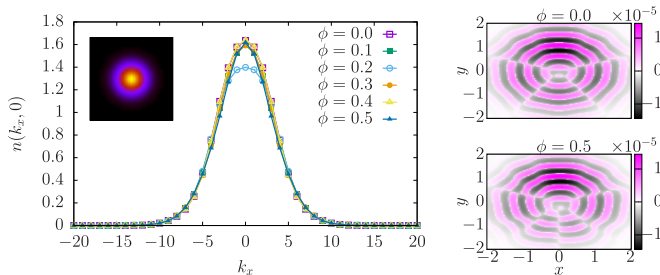


FIG. 6. Interference patterns for SU(2)  $N_p = 10$  particles  $L = 15$ . Left panel shows a cut of the TOF momentum distribution for different fluxes, the last one (at half flux quantization) displaying a reduction on its maximum value. Insets display the full TOF for at zero and half flux quantum. Right panels display the self-heterodyne interference at zero and half flux quantum. Both show the characteristic interference pattern and dislocations found in strongly interacting SU( $N$ ) symmetric fermions. The color bar is non-linear by setting  $\text{sgn}(G_{R,C})|G_{R,C}|^{1/4}$

## V. CONCLUSIONS AND OUTLOOK

In this paper, we develop a theoretical framework to calculate the exact one-particle density matrix of  $N$ -components fermions in the limit of strong repulsion using a Bethe ansatz analysis working in the integrable regime of the SU( $N$ ) Hubbard model. By splitting the problem into the spinless fermionic and SU( $N$ ) Heisenberg models, we manage to compute these observables

for a number of particles  $N_p$ , system size  $L$  and number of components  $N$  well beyond the current state-of-the-art tractable by numerical methods: On one hand, the numbers of particles and system size are well beyond exact diagonalization schemes; on the other hand, we remark that by Bethe ansatz we could access the limit of infinite repulsion that is a notoriously challenging limit for DMRG. On the technical side, we note that the our Bethe ansatz scheme agrees well with the numerics (at least in the numbers which can be worked out) of the lattice model, also slightly beyond the dilute regime of Eq. (1).

The Fourier transform of the correlation matrix is the momentum distribution  $n(k)$  of the system. Despite being one of the simplest interesting correlation function,  $n(k)$  reflects the many-body character of the quantum state. In particular, we quantify exactly the dependence of the gap at the Fermi point on different particle numbers and number of fermion components. We confirm the general expectation that for large number of components the Pauli exclusion principle relaxes. However, we find that the suppression of the gap for finite systems is non-monotonous.

We apply this scheme to the case in which SU( $N$ ) matter can flow in ring-shaped potentials pierced by an effective magnetic flux  $\phi$ . As such, an additional complication in the calculation arises since the matter-wave states obey a complex dependence on  $\phi$ , ultimately leading to persistent currents with fractional quantization [40, 41]. In particular, we read-out such phenomenon in terms of *spin-states* of the Heisenberg SU( $N$ ) model.

In this context, we give an example where the developed theory allows us to calculate readily available experimental observables such as time-of-flight measurements, both homodyne and self-heterodyne [38, 39].

We believe that our exact results can be exploited to benchmark the observables related to the one-body density matrix of SU( $N$ ) fermions in the strongly interacting limiting. Finally, the theoretical framework we developed opens the possibility to study more complicated correlation functions.

- 
- [1] A. O. Gogolin, A. A. Nersisyan, and A. M. Tsvelik, *Bosonization and strongly correlated systems* (Cambridge university press, 2004).
  - [2] F. D. M. Haldane, *Journal of Physics C: Solid State Physics* **14**, 2585 (1981).
  - [3] T. Giamarchi, *Quantum Physics in One Dimension* (Oxford University Press, 2003).
  - [4] M. Takahashi, *Thermodynamics of One-Dimensional Solvable Models* (2005).
  - [5] I. Affleck, *Journal of Physics: Condensed Matter* **1**, 3047 (1989).
  - [6] S. Datta, *Electronic transport in mesoscopic systems* (Cambridge university press, 1997).
  - [7] R. Fazio and H. Van Der Zant, *Physics Reports* **355**, 235 (2001).
  - [8] D. Baeriswyl, D. K. Campbell, and S. Mazumdar, *Conjugated conducting polymers*, 7 (1992).
  - [9] M. Dresselhaus, G. Dresselhaus, and R. Saito, *Carbon* **33**, 883 (1995).
  - [10] M. E. Cage, K. Klitzing, A. Chang, F. Duncan, M. Haldane, R. B. Laughlin, A. Pruisken, and D. Thouless, *The quantum Hall effect* (Springer Science & Business Media, 2012).
  - [11] A. C. Hewson, *The Kondo problem to heavy fermions*, 2 (Cambridge university press, 1997).
  - [12] K. I. Kugel, D. I. Khomskii, A. O. Sboychakov, and S. V. Streltsov, *Physical Review B* **91**, 155125 (2015).
  - [13] D. P. Arovas, A. Karlhede, and D. Lilliehöök, *Physical Review B* **59**, 13147 (1999).
  - [14] K. Nomura and A. H. MacDonald, *Physical Review Letters* **96**, 256602 (2006).
  - [15] A. Keller, S. Amasha, I. Weymann, C. Moca, I. Rau,

- J. Katine, H. Shtrikman, G. Zaránd, and D. Goldhaber-Gordon, *Nature Physics* **10**, 145 (2014).
- [16] F. Scazza, C. Hofrichter, M. Höfer, P. C. De Groot, I. Bloch, and S. Fölling, *Nature Physics* **10**, 779 (2014).
- [17] C. Hofrichter, L. Riegger, F. Scazza, M. Höfer, D. R. Fernandes, I. Bloch, and S. Fölling, *Physical Review X* **6**, 021030 (2016).
- [18] G. Cappellini, M. Mancini, G. Pagano, P. Lombardi, L. Livi, M. Siciliani de Cumis, P. Cancio, M. Pizzocaro, D. Calonico, F. Levi, C. Sias, J. Catani, M. Inguscio, and L. Fallani, *Physical Review Letters* **113**, 120402 (2014).
- [19] L. Sonderhouse, C. Sanner, R. B. Hutson, A. Goban, T. Bilitewski, L. Yan, W. R. Milner, A. M. Rey, and J. Ye, *Nature Physics* **16**, 1216 (2020).
- [20] A. V. Gorshkov, M. Hermele, V. Gurarie, C. Xu, P. S. Julienne, J. Ye, P. Zoller, E. Demler, M. D. Lukin, and A. M. Rey, *Nature Physics* **6**, 289 (2010).
- [21] M. A. Cazalilla and A. M. Rey, *Reports on Progress in Physics* **77**, 124401 (2014).
- [22] S. Capponi, P. Lecheminant, and K. Totsuka, *Annals of Physics* **367**, 50 (2016).
- [23] A. D. Ludlow, M. M. Boyd, J. Ye, E. Peik, and P. O. Schmidt, *Reviews of Modern Physics* **87**, 637 (2015).
- [24] G. E. Marti, R. B. Hutson, A. Goban, S. L. Campbell, N. Poli, and J. Ye, *Physical Review Letters* **120**, 103201 (2018).
- [25] L. F. Livi, G. Cappellini, M. Diem, L. Franchi, C. Clivati, M. Frittelli, F. Levi, D. Calonico, J. Catani, M. Inguscio, and L. Fallani, *Physical Review Letters* **117**, 220401 (2016).
- [26] S. Kolkowitz, S. L. Bromley, T. Bothwell, M. L. Wall, G. E. Marti, A. P. Koller, X. Zhang, A. M. Rey, and J. Ye, *Nature* **542**, 66 (2016).
- [27] A. Rapp, G. Zaránd, C. Honerkamp, and W. Hofstetter, *Physical Review Letters* **98**, 160405 (2007).
- [28] W. J. Chetcuti, J. Polo, A. Osterloh, P. Castorina, and L. Amico, “Probe for bound states of  $su(3)$  fermions and colour deconfinement,” (2021).
- [29] L. Amico and V. Korepin, *Annals of Physics* **314**, 496 (2004).
- [30] C. N. Yang, *Phys. Rev. Lett.* **19**, 1312 (1967).
- [31] B. Sutherland, *Physical Review Letters* **20**, 98 (1968).
- [32] E. Fradkin, *Field theories of condensed matter physics* (Cambridge University Press, 2013).
- [33] M. Ogata and H. Shiba, *Phys. Rev. B* **41**, 2326 (1990).
- [34] R. Roth and K. Burnett, *Physical Review A* **67**, 031602 (2003).
- [35] L. Amico, A. Osterloh, and F. Cataliotti, *Physical Review Letters* **95**, 063201 (2005).
- [36] L. Amico, D. Anderson, M. Boshier, J.-P. Brantut, L.-C. Kwek, A. Minguzzi, and W. von Klitzing, “Atomtronic circuits: from basic research in many-body physics to applications for quantum technologies,” (2021), [arXiv:2107.08561 \[cond-mat.quant-gas\]](https://arxiv.org/abs/2107.08561).
- [37] W. J. Chetcuti, A. Osterloh, L. Amico, and J. Polo, “Interference dynamics of matter-waves of  $su(n)$  fermions,” (2022).
- [38] Y. Cai, D. G. Allman, P. Sabharwal, and K. C. Wright, *Physical Review Letters* **128**, 150401 (2022).
- [39] G. Del Pace, K. Xhani, A. M. Falconi, M. Fedrizzi, N. Grani, D. H. Rajkov, M. Inguscio, F. Scazza, W. J. Kwon, and G. Roati, “Imprinting persistent currents in tunable fermionic rings,” (2022).
- [40] N. Yu and M. Fowler, *Physical Review B* **45**, 11795 (1992).
- [41] W. J. Chetcuti, T. Haug, L.-C. Kwek, and L. Amico, *SciPost Physics* **12**, 33 (2022).
- [42] J. Dalibard, F. Gerbier, G. Juzeliūnas, and P. Öhberg, *Reviews of Modern Physics* **83**, 1523 (2011).
- [43] E. H. Lieb and F. Y. Wu, *Phys. Rev. Lett.* **20**, 1445 (1968).
- [44] V. E. Korepin, N. M. Bogoliubov, and A. G. Izergin, *Quantum inverse scattering method and correlation functions*, Vol. 3 (Cambridge university press, 1997).
- [45] F. H. Essler, H. Frahm, F. Göhmann, A. Klümper, and V. E. Korepin, *The one-dimensional Hubbard model* (Cambridge University Press, 2005).
- [46] We emphasize that this is not a tensor product.
- [47] B. Sutherland, *Physical Review B* **12**, 3795 (1975).
- [48] It is worth noticing that this eigenvalue may be accidentally degenerate in the Heisenberg model.
- [49] S. R. White, *Physical Review Letters* **69**, 2863 (1992).
- [50] M. Fishman, S. R. White, and E. M. Stoudenmire, *SciPost Phys. Codebases*, 4 (2022).
- [51] T. Haug, J. Tan, M. Theng, R. Dumke, L.-C. Kwek, and L. Amico, *Physical Review A* **97**, 013633 (2018).
- [52] J. Decamp, J. Jünemann, M. Albert, M. Rizzi, A. Minguzzi, and P. Vignolo, *Physical Review A* **94**, 053614 (2016).
- [53] J. F. Cornwell, *Group Theory in Physics: An Introduction* (Academic Press, 1997).
- [54] W. Pfeifer, *The Lie Algebras  $su(N)$ : An Introduction* (Birkhäuser, 2003).
- [55] H. Georgi, *Lie Algebras in Particle Physics* (Westview Press, 1999).

## VI. APPENDIX

In the following sections, we provide supporting details of the theory discussed in the manuscript.

### A. Separation of the spin and charge degrees of freedom

The one-dimensional SU(2) Hubbard Hamiltonian describing  $N_p$  particles with  $M$  flipped spins residing on a ring-shaped lattice with  $L$  sites,

$$H = -t \sum_{j,\alpha} \left( c_{j,\alpha}^\dagger c_{j+1,\alpha} + \text{h.c.} \right) + U \sum_j n_{j,\uparrow} n_{j,\downarrow}, \quad (1)$$

which is Bethe ansatz integrable. It was found that the eigenfunctions of the Hubbard model within a given sector  $x_{Q1} \leq \dots \leq x_{QN_p}$  are of the form

$$f(x_1, \dots, x_{N_p}; \alpha_1, \dots, \alpha_{N_p}) = \sum_P \text{sign}(PQ) \varphi_P(\alpha_{Q1}, \dots, \alpha_{QN_p}) \exp \left( i \sum_{j=1}^{N_p} k_{Pj} x_{Qj} \right) \quad (2)$$

where  $P$  and  $Q$  are permutations introduced to account for the eigenstates' dependence on the respective ordering of the electron coordinates  $x_j$  and quasimomenta  $k_j$ , with  $\varphi$  being the spin-dependent amplitude. The spin wavefunction contains all the spin configurations of the down spins can be expressed as

$$\varphi_P(\alpha_{Q1}, \dots, \alpha_{QN_p}) = \sum_v A_{\lambda_{v1}, \dots, \lambda_{vM}} \prod_{l=1}^M F_P(\lambda_{vl}, y_l), \quad (3)$$

whereby we define

$$F_P(\lambda_{vl}, y) = \prod_{j=1}^{y-1} \frac{\sin k_{Pj} - \lambda_{vl} + i \frac{U}{4t}}{\sin k_{P(j+1)} - \lambda_{vl} - i \frac{U}{4t}} \quad A(\lambda_{v1}, \dots, \lambda_{vM}) = (-1)^v \prod_{i < j}^M \left( \Lambda_{vi} - \Lambda_{vj} - i \frac{U}{2} \right), \quad (4)$$

with  $y$  corresponding to the coordinate of the electrons with spin-down in a given sector  $Q$ . As  $U \rightarrow +\infty$ , we can neglect the  $\frac{\sin k_j}{U}$  terms such that

$$F(\lambda_{vl}, y) = \prod_{j=1}^{y-1} \frac{\lambda_{vl} - i \frac{U}{4t}}{\lambda_{vl} + i \frac{U}{4t}} \quad (5)$$

After this treatment, the spin wavefunction is no longer dependent on the charge degrees of freedom through  $F(\lambda, y)$ . Consequently, the Bethe ansatz wavefunction as  $U \rightarrow +\infty$  can be recast into the following form

$$f(x_1, \dots, x_{N_p}; \alpha_1, \dots, \alpha_{N_p}) = \text{sign}(P) \text{sign}(Q) \varphi(y_1, \dots, y_M) \exp(ik_j x_{Qj}). \quad (6)$$

Additionally, we can go a step forward and show that in this limit the spin wavefunction corresponds to that of the one-dimensional anti-ferromagnetic SU(2) XXX Heisenberg chain. Indeed, it can be shown that

$$F(\lambda_{vl}, y) = \exp[iq_{vl}(y-1)] \quad A(\lambda_{v1}, \dots, \lambda_{vM}) = \exp \left[ \frac{i}{2} \sum_{j < l} (\Psi_{vj, vl} - \pi) \right] \quad (7)$$

by defining  $q_\alpha = \pi + 2 \arctan \left( 4 \frac{\Lambda_\alpha}{U} \right)$  and  $\Psi_{\alpha, \beta} = \pi + 2 \arctan \left( 2 \frac{\Lambda_\alpha - \Lambda_\beta}{U} \right)$ . Consequently, the spin wavefunction becomes

$$\varphi(y_1, \dots, y_M) = \sum_v \exp \left( i \sum_{l=1}^M q_{vl} y_l + \frac{i}{2} \sum_{j < k} \Psi_{vj, vk} \right), \quad (8)$$

which except for a phase factor corresponds to the Bethe ansatz wavefunction of the Heisenberg model. Therefore, we have that

$$|\psi[U]\rangle_{\text{Fermi-Hubbard}} \xrightarrow{U \rightarrow +\infty} |\psi[\psi_{XXX}]\rangle_{\text{spinless}}. \quad (9)$$



The same treatment can be applied for the  $SU(N)$  Hubbard model, which results to be integrable in two limits: (i) large repulsive interactions  $U \gg t$  and filling fractions of one particle per site [47]; (ii) in the continuum limit of vanishing lattice spacing achievable by dilute filling fractions [22, 31]. The Bethe ansatz wavefunction for the model is of the same form as the one outlined in Equation (2) with the added difference that the  $\varphi$  houses the extra spin degrees of freedom. In the following, we will focus on the second integrable regime and illustrate the decoupling of the spin and charge degrees of freedom for  $SU(N)$  fermions through the Bethe ansatz equations.

### 1. Extension to $SU(N)$ fermions

In the continuous limit, the  $SU(N)$  Hubbard model tends to the Gaudin-Yang-Sutherland Hamiltonian describing  $N$ -component fermions with a delta potential interaction [31, 52], which reads

$$\mathcal{H}_{\text{GYS}} = \sum_{m=1}^N \sum_{i=1}^{N_m} \left( -i \frac{\partial}{\partial x_{i,m}} - \frac{2\pi}{L_R} \phi \right)^2 + 4U \sum_{m < n}^N \sum_{i,j} \delta(x_{i,m} - x_{j,n}), \quad (10)$$

where  $N_m$  is the number of electrons with colour  $\alpha$  of with  $m = 1, \dots, N$ ,  $L_R$  being the size of the ring and  $\phi$  denoting the effective magnetic flux threading the system.

The Bethe ansatz equations for the model are as follows,

$$e^{i(k_j L - \phi)} = \prod_{\alpha=1}^{M_1} \frac{4(k_j - \lambda_{\alpha}^{(1)}) + iU}{4(k_j - \lambda_{\alpha}^{(1)}) - iU} \quad j = 1, \dots, N_p, \quad (11)$$

$$\prod_{\beta \neq \alpha}^{M_r} \frac{2(\lambda_{\alpha}^{(r)} - \lambda_{\beta}^{(r)}) + iU}{2(\lambda_{\alpha}^{(r)} - \lambda_{\beta}^{(r)}) - iU} = \prod_{\beta=1}^{M_{r-1}} \frac{4(\lambda_{\alpha}^{(r)} - \lambda_{\beta}^{(r-1)}) + iU}{4(\lambda_{\alpha}^{(r)} - \lambda_{\beta}^{(r-1)}) - iU} \cdot \prod_{\beta=1}^{M_{r+1}} \frac{4(\lambda_{\alpha}^{(r)} - \lambda_{\beta}^{(r+1)}) + iU}{4(\lambda_{\alpha}^{(r)} - \lambda_{\beta}^{(r+1)}) - iU} \quad \alpha = 1, \dots, M_r, \quad (12)$$

for  $r = 1, \dots, N-1$  where  $M_0 = N_p$ ,  $M_N = 0$  and  $\lambda_{\beta}^{(0)} = k_{\beta}$ .  $N_p$  denotes the number of particles,  $M_r$  corresponds to the colour with  $k_j$  and  $\lambda_{\alpha}^{(r)}$  being the charge and spin momenta respectively. The energy corresponding to the state for every solution of these equations is  $E = \sum_j^{N_p} k_j^2$ .

For  $SU(3)$  fermions, one obtains the three nested non-linear equations

$$e^{i(k_j L - \phi)} = \prod_{\alpha=1}^{M_1} \frac{4(k_j - q_{\alpha}) + iU}{4(k_j - q_{\alpha}) - iU}, \quad (13)$$

$$\prod_{\beta \neq \alpha}^{M_1} \frac{2(q_{\alpha} - q_{\beta}) + iU}{2(q_{\alpha} - q_{\beta}) - iU} = \prod_{j=1}^{N_p} \frac{4(q_{\alpha} - k_j) + iU}{4(q_{\alpha} - k_j) - iU} \prod_{a=1}^{M_2} \frac{4(q_{\alpha} - p_a) + iU}{4(q_{\alpha} - p_a) - iU}, \quad (14)$$

$$\prod_{b \neq a}^{M_2} \frac{2(p_{\alpha} - p_{\beta}) + iU}{2(p_{\alpha} - p_{\beta}) - iU} = \prod_{\beta=1}^{M_1} \frac{4(p_{\alpha} - q_{\beta}) + iU}{4(p_{\alpha} - q_{\beta}) - iU}, \quad (15)$$

where  $\lambda_{\beta}^{(1)}$  and  $\lambda_{\beta}^{(2)}$  were changed to  $q_{\beta}$  and  $p_a$  for the sake of convenience. In the limit  $U \rightarrow \infty$  [33, 40, 41] we observe that  $k_j/U$  will tend to zero, since all  $k$  of the ground-state are real here for repulsive  $U$ . Consequently, the Bethe equations read

$$e^{i(k_j L - \phi)} = \prod_{\alpha=1}^{M_1} \frac{2Q_{\alpha} - i}{2Q_{\alpha} + i}, \quad (16)$$

$$\prod_{\beta \neq \alpha}^{M_1} \frac{(Q_{\alpha} - Q_{\beta}) + i}{(Q_{\alpha} - Q_{\beta}) - i} = \left[ \frac{2Q_{\alpha} + i}{2Q_{\alpha} - i} \right]^{N_p} \prod_{a=1}^{M_2} \frac{2(Q_{\alpha} - P_a) + i}{2(Q_{\alpha} - P_a) - i}, \quad (17)$$

$$\prod_{b \neq a}^{M_2} \frac{P_a - P_b + i}{P_a - P_b - i} = \prod_{\beta=1}^{M_1} \frac{2(P_a - Q_\beta) + i}{2(P_a - Q_\beta) - i}, \quad (18)$$

defining  $Q_\alpha = 2\frac{q_\alpha}{U}$  and  $P_a = 2\frac{p_a}{U}$  respectively. The Bethe equations decouple into that of a model of spinless fermions (16) and those of an SU(3) Heisenberg magnet (17) and (18).

Subsequently, by taking the logarithm of Equations (16) through (18) and using

$$2i \arctan x = \pm\pi + \ln \frac{x-i}{x+i}, \quad (19)$$

it can be shown that the quasimomenta  $k_j$  can be expressed as [41]

$$k_j = \frac{2\pi}{L} \left[ I_j + \frac{1}{N_p} \left( \sum_{\alpha=1}^{M_1} J_\alpha + \sum_{a=1}^{M_2} L_a \right) + \phi \right], \quad (20)$$

in terms of the charge  $I_j$  and two sets of spin  $J_\alpha$ ,  $L_a$  quantum numbers. By exploiting different configurations of these quantum numbers, we can construct all the excitations and the corresponding Bethe ansatz wavefunction. The procedure outlined here holds for any  $N$ -component fermionic systems, with the added difference that there will be  $N-1$  sets of spin quantum numbers (2 for the considered SU(3) case).

For strong repulsive couplings, the ground-state energy of the Hubbard model fractionalizes with a reduced period of  $\frac{1}{N_p}$  as a combined effect of the effective magnetic flux, interaction strength and spin correlations [40, 41], which is in turn reflected in the momentum distribution [37]. In the Bethe ansatz language, this phenomenon is accounted for through various configurations of the spin quantum numbers  $X$  that correspond to different spin excitations that are generated in the ground-state to counteract the increase in the flux.

## B. SU( $N$ ) Heisenberg model

The SU(2) Heisenberg model is a sum of permutation operators

$$\mathcal{H}_{XXX} = \sum_i^3 P_{i,i+1} = \sum_i^3 (\mathbb{1} + \vec{\sigma}_{i+1} \cdot \vec{\sigma}_i)/2, \quad (21)$$

with  $\vec{\sigma}_i$  corresponding to the Pauli matrices, the three generators of the SU(2) Lie algebra. In the case of the SU( $N$ ) Heisenberg model, the Hamiltonian can be constructed in a similar fashion [22, 47]. In general we obtain for the generators  $\lambda_i$  of the SU( $N$ )

$$P_{i,i+1} = \frac{1}{N} \mathbb{1} + \frac{1}{2} \vec{\lambda}_i \cdot \vec{\lambda}_{i+1}, \quad (22)$$

which acts on sites  $i$  and  $i+1$  permuting the SU( $N$ ) states.

### 1. Details about the SU( $N$ ) Generators

The generators of the Lie algebra SU( $N$ ) group are analogues of the Pauli matrices in SU(2). Taking SU(3) as an example, we have six non-diagonal generators

$$\lambda_1 = \begin{pmatrix} 0 & 1 & 0 \\ 1 & 0 & 0 \\ 0 & 0 & 0 \end{pmatrix} \quad \lambda_2 = \begin{pmatrix} 0 & -i & 0 \\ i & 0 & 0 \\ 0 & 0 & 0 \end{pmatrix} \quad \lambda_3 = \begin{pmatrix} 0 & 0 & 1 \\ 0 & 0 & 0 \\ 1 & 0 & 0 \end{pmatrix} \quad \lambda_4 = \begin{pmatrix} 0 & 0 & -i \\ 0 & 0 & 0 \\ i & 0 & 0 \end{pmatrix} \quad \lambda_5 = \begin{pmatrix} 0 & 0 & 0 \\ 0 & 0 & 1 \\ 0 & 1 & 0 \end{pmatrix} \quad \lambda_6 = \begin{pmatrix} 0 & 0 & 0 \\ 0 & 0 & -i \\ 0 & i & 0 \end{pmatrix}, \quad (23)$$

that together with two diagonal generators

$$\lambda_7 = \begin{pmatrix} 1 & 0 & 0 \\ 0 & -1 & 0 \\ 0 & 0 & 0 \end{pmatrix} \quad \lambda_8 = \frac{1}{\sqrt{3}} \begin{pmatrix} 1 & 0 & 0 \\ 0 & 1 & 0 \\ 0 & 0 & -2 \end{pmatrix}, \quad (24)$$

comprise the Gell-Mann matrices that are the matrix representation of the  $SU(3)$  Lie algebra group. For generalization purposes, the generators were grouped by defining  $\lambda_{2p-1}/\lambda_{2p}$ ,  $p = 1, \dots, \frac{N(N-1)}{2}$  which are analogues to the  $\sigma_{x/y}$  that operate between the different subspaces of  $SU(3)$  which are  $(i, j)$ ,  $i < j$ . Here, both run from 1 to 3. We decided to group the elements of the diagonal Cartan basis at the end as  $\lambda_7$  and  $\lambda_8$ . For the extension to  $SU(N)$ , one has to consider the  $N(N-1)/2$  elements  $\lambda_i$ , which would correspond to  $\sigma_x/\sigma_y$ . Additionally, the corresponding diagonal Cartan elements need to be taken into account. There are  $N-1$  Cartan elements that can be constructed via the following formula  $\lambda_{N^2-(N+1)-m} = \text{diag} \{1, 1_i, -(N-1), 0_j\} / \sqrt{m(m-1)/2}$  where  $m = 2, \dots, N$ ;  $j = 1, \dots, N-m$ ; and  $i = 1, \dots, N-m-2$ .

## 2. Casimirs of $SU(N)$ fermions

Whereas in  $SU(2)$  we have a single Casimir operator, for  $SU(N)$  groups, we are faced with  $N-1$  Casimirs. Out of these Casimirs, we are only interested in the quadratic Casimir

$$C_1 = \frac{1}{4} \sum_{i=1}^{N^2-1} \lambda_i^2, \quad (25)$$

as it relates to the total spin quantum number  $S^2$ , which is necessary for us to classify the Heisenberg eigenstates. An issue that presents itself is to calculate the Casimir in different  $SU(N)$  representations. In the following, we sketch out the procedure to write the quadratic Casimir operator for  $SU(3)$  and  $SU(4)$  in the  $SU(2)$  representations.

We start by looking at the  $SU(3)$  case, where its representations  $\Lambda(n_1, n_2)$  are labeled by integer numbers which correspond to the simple Cartan elements  $(h_1, h_2)$ :  $\Lambda(n_1, n_2) = \vec{n} \cdot \vec{h}$ . The elements are given by

$$h_1 = (\lambda_3, \lambda_8) \cdot (1, 0)^T \implies h_1 =: (\sigma_z)_{1,2}, \quad (26)$$

$$h_2 = (\lambda_3, \lambda_8) \cdot \left(-\frac{1}{2}, \frac{\sqrt{3}}{2}\right)^T \implies h_2 =: (\sigma_z)_{2,3}. \quad (27)$$

To calculate the quadratic Casimir values for these representations  $\Lambda$ , we need the Cartan matrix

$$C_h = 2 \left( \frac{\vec{h}_i \cdot \vec{h}_j}{\|\vec{h}_i\|^2} \right)_{ij} = \begin{pmatrix} 2 & -1 \\ -1 & 2 \end{pmatrix}, \quad (28)$$

defined by the Killing form  $(\lambda_j, \lambda_k) := K(\lambda_j, \lambda_k) = \frac{1}{8} \text{tr} \lambda_j \lambda_k = \frac{1}{4} \delta_{jk}$  (see [53], chapter 12 for the evaluation of the Casimir). Evaluating the quadratic Casimir, we get that

$$3C_1 = (\Lambda, \Lambda + \delta) = \left[ \vec{n} C_h^{-1} + \vec{\delta} \right] \vec{n}^T = \sum_{i=1}^2 n_i(n_i + 3) + n_1 n_2, \quad (29)$$

giving the value of  $4/3$  for the fundamental representations  $(1, 0)$  and  $(0, 1)$ . Here,  $\vec{\delta} = \frac{1}{2} \sum_{h \in \Delta_+} h = (2, 2)^T$  (see [53–55] for the positive roots  $\Delta_+$ ). These are the two simple roots together with their sum,  $h_1 + h_2$ . If one introduces half-integer values as in the  $SU(2)$  representation for each  $n_i$  such that  $(n_i = 2J_i)$ , we obtain

$$C_1(\Lambda) = \frac{4}{3} \left[ \sum_i J_i \left( J_i + \frac{3}{2} \right) + J_1 J_2 \right]. \quad (30)$$

Likewise for  $SU(4)$ , the representations  $\Lambda(n_1, n_2, n_3)$  of  $SU(4)$  are labeled by the Cartan elements  $(h_1, h_2, h_3)$ :  $\Lambda(n_1, n_2, n_3) = \vec{n} \cdot \vec{h}$ , which are given by

$$h_1 = (\lambda_{13}, \lambda_{14}, \lambda_{15}) \cdot (1, 0, 0)^T \implies \vec{h}_1 =: (\sigma_z)_{1,2}, \quad (31)$$

$$h_2 = (\lambda_{13}, \lambda_{14}, \lambda_{15}) \cdot \left(-\frac{1}{2}, \frac{\sqrt{3}}{2}, 0\right)^T \implies \vec{h}_2 =: (\sigma_z)_{2,3}, \quad (32)$$

$$h_3 = (\lambda_{13}, \lambda_{14}, \lambda_{15}) \cdot \left(0, -\frac{1}{\sqrt{3}}, \sqrt{\frac{2}{3}}\right)^T \implies \vec{h}_3 =: (\sigma_z)_{3,4}. \quad (33)$$

The corresponding Cartan matrix reads

$$C_h = \begin{pmatrix} 2 & -1 & 0 \\ -1 & 2 & -1 \\ 0 & -1 & 2 \end{pmatrix}. \quad (34)$$

Upon evaluating the quadratic Casimir as in Equation (30), we have that

$$2C_1(\Lambda) = (n_1 + 2n_2 + n_3)^2 + n_1 \left(2n_1 + \frac{3}{4}\right) + n_3 \left(2n_3 + \frac{3}{4}\right) + n_2. \quad (35)$$

with  $\vec{\delta} = \frac{1}{2} \sum_{h \in \Delta_+} h = (3, 4, 3)^T$ . These are the three simple roots together with  $h_1 + h_2$ ,  $h_2 + h_3$ , and  $h_1 + h_2 + h_3$ . Introducing half-integer values as for  $SU(2)$ , we obtain

$$C_1(\Lambda) = 2J_2 \left(J_2 + \frac{1}{4}\right) + \sum_{i=1,3} 3J_i \left(2J_i + \frac{1}{4}\right) + 4 \sum_{i < j} J_i J_j, \quad (36)$$

leading to the value of  $15/8$  for the fundamental representations  $(1, 0, 0)$  and  $(0, 0, 1)$ , and  $5/4$  for the representation  $(0, 1, 0)$ .

### C. Evaluating Correlation functions

In the previous sections, we outlined how the spin and charge degrees of freedom decouple yielding a simplified form of the Bethe ansatz wavefunction (37), that at infinite repulsion reads

$$f(x_1, \dots, x_{N_p}; \alpha_1, \dots, \alpha_{N_p}) = \text{sign}(Q) \det[\exp(ik_j x_l)]_{jl} \varphi(y_1, \dots, y_M). \quad (37)$$

Here, we are going to show how to evaluate the Slater determinant of the charge degrees of freedom and the corresponding spin wavefunction in the presence of an effective magnetic flux.

#### 1. Slater determinant

To calculate the Slater determinant of spinless fermions, we need to start by noting that

$$k_j = -(N_p - 1 + \ell) \frac{\pi}{L} + (j - 1) \Delta k + k_0 + \frac{X}{N_p}, \quad j = 1, \dots, N_p \quad (38)$$

where  $\Delta k = \frac{2\pi}{L}$ ,  $X$  denotes the sum over the spin quantum numbers and  $\ell$  is the angular momentum.  $k_0$  is a constant shift can be 0 or  $-\frac{\pi}{L}$  for systems with  $(2m)N$  and  $(2m+1)N$  fermions respectively, that will henceforth be termed as paramagnetic and diamagnetic. Through Equation (38), we can re-write the Slater determinant in the following form

$$\det[\exp(ik_j x_l)]_{jl} = \exp(ik_1 r_{cm} N_p) \det \begin{pmatrix} 1 & y_1 & y_1^2 & \cdots & y_1^{N_p-1} \\ 1 & y_2 & y_2^2 & \cdots & y_2^{N_p-1} \\ 1 & y_3 & y_3^2 & \cdots & y_3^{N_p-1} \\ \vdots & \vdots & \vdots & \ddots & \vdots \\ 1 & y_{N_p} & y_{N_p}^2 & \cdots & y_{N_p}^{N_p-1} \end{pmatrix}, \quad (39)$$

with  $r_{cm}$  denoting  $\sum_i x_i / N_p$  which we refer to as the *center of mass*. The matrix elements of the determinant are of the form  $y_m^{j-l} = \exp(i(k_j - k_l) r_m)$ , whereby we made use of the fact that all the quasimomenta are equidistant. By noting that the matrix in Equation (39) has the same structure of the Vandermonde matrix [33], we can express the Slater determinant as

$$\det[\exp(ik_j x_{Qj})] = \exp(ik_1 r_{cm} N_p) \prod_{1 \leq i < j \leq n} (\exp(i \Delta k r_j) - \exp(i \Delta k r_i)), \quad (40)$$

which upon simplification reads

$$\det[\exp(ik_j x_{Qj})] = \exp(ik_1 r_{cm} N_p) \prod_{1 \leq i < j \leq n} \exp\left(i\Delta k \frac{r_j + r_i}{2}\right) \prod_{1 \leq i < j \leq n} \left(2i \sin \frac{\Delta k(r_j - r_i)}{2}\right). \quad (41)$$

This expression can be further simplified by noticing that

$$\prod_{1 \leq i < j \leq n} \exp\left(i\Delta k \frac{r_j + r_i}{2}\right) = \exp\left(\frac{i\Delta k}{2} [r_{cm} N_p^2 - r_{cm} N_p]\right), \quad (42)$$

that in conjunction with Equation (38) reduces Equation (40) into

$$\det[\exp(ik_j x_{Qj})] = \exp\left(i\left[k_0 + \frac{X}{N_p} - \ell\Delta k\right] r_{cm} N_p\right) \prod_{1 \leq i < j \leq n} \left(2i \sin \frac{\Delta k(r_j - r_i)}{2}\right). \quad (43)$$

In the presence of an effective magnetic flux, the variables  $X$  and  $\ell$  need to be changed in order to counteract the increase in flux. For the spin quantum numbers, the shift needs to satisfy the degeneracy point equation [40, 41]

$$\frac{2w-1}{2N_p} \leq \phi + D \leq \frac{2w+1}{2N_p} \quad \text{where } X = -w, \quad (44)$$

with  $\phi$  ranging from 0.0 to 1.0 and  $D$  being 0  $[-\frac{1}{2}]$  for diamagnetic [paramagnetic] systems. Upon increasing  $\phi$ , the angular momentum of the system increases at  $\dot{\phi} = (s \pm \frac{1}{2N_p} + \delta)$  with  $s$  being (half-odd) integer in the case of (diamagnetic) paramagnetic systems, with  $\delta = \mp \frac{1}{2N_p}$  for an odd number of particles.

## 2. Spin wavefunction

*a) Zero flux*– As  $U \rightarrow +\infty$ , all the spin configurations of the model are degenerate. The reason is that the energy contribution from the spin part of the wavefunction  $E_{\text{spin}}$  is of the order  $\frac{\ell}{U}$ . However, there is no spin degeneracy observed in the Hubbard model; the ground state is non-degenerate for  $SU(2)$ , except for special points in flux with an eigenstate crossing. Hence, a single state has to be chosen properly for matching with the Hubbard model. Due to the symmetry of both models, we choose the square of the total spin,  $\vec{S}_{\text{tot}}^2$ , or quadratic Casimir operator  $C_1$  to label the eigenstates. The selected eigenstates of both models need to have the same value for this operator. This benchmarking with the Hubbard model we used only for small system sizes in order to understand what were the representation of the Heisenberg model we have to choose.

We observe that the resulting composition from spinless Fermions and Heisenberg Hamiltonian results in a translationally invariant model only in cases where these states match. We use this as a control mechanism. As already explained in the main text, the spin wavefunction  $\varphi(y_1, \dots, y_M)$  is obtained by performing exact diagonalization resp. Lanczos methods of the one-dimensional anti-ferromagnetic Heisenberg model. The ground state with odd and even number of particles per species for the Hubbard model corresponds to different values of the Casimir operator, and therefore to different representations of the  $SU(N)$  algebra. For odd number of species it corresponds to a singlet state for all  $SU(N)$ . The ground state of the anti-ferromagnetic Heisenberg model instead is always a singlet and non-degenerate for all  $SU(N)$ . Hence, this state will be chosen for an odd occupation number per species. For an even number of particles per species we have to choose a different state. For the  $SU(2)$  this is the next non-degenerate excited triplet-state (of total spin  $J = 1$ ,  $\vec{J}^2 = J(J+1)$ ). This corresponds to an  $n = 2J$ -representation (see section VIB 2 of the Appendix).

For  $SU(N > 2)$ , i.e.  $N = 3$  and  $N = 4$ , it is the first non-degenerate state with Casimir eigenvalue  $C_1 = 6$ . Examples are the 10-dimensional representations  $(n_1, n_2) = (3, 0)$  for  $SU(3)$  and correspondingly  $(n_1, n_2, n_3) = (4, 0, 0)$  for  $SU(4)$ . The numbers  $n_i$  in the  $SU(3)$  representations correspond to the numbers  $p$  and  $q$  frequently used in  $SU(3)$  representations in the mathematical literature and high energy physics; there they represent the number of (anti-)quarks. The dimension of a representation  $(n_1, n_2)$  of  $SU(3)$  is  $d(n_1, n_2) = (n_1 + 1)(n_2 + 1)(n_1 + n_2 + 2)/2$ . Both representations for  $SU(3)$  and  $SU(4)$  have a Casimir value of  $C_1 = 6$ . We assume that this representation will be  $(N, 0, \dots, 0)$  for  $SU(N)$ . This state takes the role of the non-degenerate triplet state of  $SU(2)$  in the zero field ground state for an even species number occupation.



b) *Non-zero flux*– The analysis of non-zero magnetic flux is motivated from an atomtronics context [28, 37]. As mentioned previously, for strong repulsive interactions a fractionalization of the persistent currents in the model is observed [40, 41]. The fractionalization appears since formerly higher excited states are bent by the field to be the ground state. A unique method to identify these states would be to utilize the  $SU(N)$  Heisenberg Bethe equations, which have the same spin quantum number configurations as their Hubbard counterparts. In this manner, we are guaranteed that the corresponding eigenstates obtained from the Heisenberg model correspond to the ground-state of the Hubbard model. However, as explained earlier, it is rather tedious to achieve the whole state using this method. This is particularly true because the Bethe ansatz gives direct solutions only for the highest weight states and we work at an equal occupation of each species: the resulting state is then obtained by applying sufficiently often the proper lowering operators of  $SU(N)$ .

In the case of paramagnetic systems, i.e. an even number of particles per species, the central fractionalized parabola (centered around  $\phi = 0.5$ ), corresponds to a singlet state. This parabola results to be non-degenerate for the Heisenberg and is therefore easily distinguished. As such, one obtains the corresponding states for the outer and central fractionalized parabolas in a straight forward manner for arbitrary  $SU(N)$ . For finite field and degenerate ground states of the Hubbard model, we do not have a general procedure to choose the states for  $SU(N > 2)$ . Therefore to describe this method, we start by considering  $SU(2)$  and then apply it to a system with 6  $SU(3)$  symmetric fermions.

For  $SU(2)$ , the remaining fractionalized parabolas (i.e. excluding the two outer parabolas and the central one) have a common spin value of  $J = 1$ . This in turn results in a two-fold degeneracy in the spin- $\frac{1}{2}$  Heisenberg model for a given  $|X|$ . Hence, the relevant states for two of the parabolas of a given  $|X|$  are superpositions of these degenerate eigenstates of the Heisenberg Hamiltonian. These states can be separated by different eigenvalues for  $P_{j,j-1}$ , part of the Heisenberg model but not commute with it. We call both eigenstates of this permutation operator  $|\psi_{1/2}\rangle$ . The states  $|\psi_{l/r}\rangle$  corresponding to the inner branches of the fractionalization are obtained from the two spin- and energy-degenerate states  $|\psi_{1/2}\rangle$  as

$$|\psi_{l/r}\rangle := \frac{1}{\sqrt{2}} (|\psi_1\rangle \pm i|\psi_2\rangle) . \quad (45)$$

It is worth mentioning that these states correspond to fractionalized parabolas that are marked with a change from a singlet state in the absence of flux to a triplet state (one account of the fractionalization) with each of the basis elements being non-zero. This happens here gradually via intermediate triplet states excluding certain basis states. As an example, we take an  $SU(2)$  state with 6 particles to explain this better. Since this state has 3 particles of each species ( $\uparrow$  or  $\downarrow$ ) the parabolas start from a singlet and arrive to a triplet state in the center parabola. The singlet state is made of three components: a)  $|111000\rangle \pm$  cyclic permutations, b)  $|101010\rangle - |010101\rangle$ , and c) the possible remaining configurations with alternating sign (singlet state). This is mediated via fractionalized states where the component a) is missing in the first inner parabola and additionally the component b) vanishes for the second parabola. The triplet has the same components as the singlet state but without alternating signs.

For  $SU(2)$  the corresponding states that belong to the fractionalized parabola are the triplet representation, as well; this changes however for  $SU(N)$  with  $N > 2$ . The representations are modified for the intermediate parabolas. For the case of  $SU(3)$  we obtain  $(n_1, n_2) = (1, 1)$  as the 8-dimensional representation (instead of  $(n_1, n_2) = (3, 0)$ ) which governs the intermediate parabola. For  $SU(4)$  it is  $(1, 2, 0)$  instead of  $(4, 0, 0)$  (see Appendix VIB2). The Casimir  $C_1$  has values 3 and 4 respectively. These representations take the role of the (degenerate) triplet state of  $SU(2)$ .

In the case non-vanishing flux threading a ring of  $SU(N > 2)$  symmetric fermions, the ground-states of the Hubbard Hamiltonian (1) belonging to a given  $|X|$ , is  $N - 1$ -fold degenerate coming from the  $N - 1$  spin quantum numbers. This degeneracy holds for the inner fractionalized parabolas. As a consequence of its one-to-one correspondence with the Hubbard model, these degeneracies are manifested in the Heisenberg model, in addition to the two-fold degeneracy mentioned previously for both parabolas with equal value for  $|X|$ . In order for this extra degeneracy to be resolved, we make certain coefficients of the wave function in the Heisenberg basis vanish by according superpositions of the degenerate states. This has been motivated by former observations in  $SU(2)$  (see discussion above).

To get a better idea of the method, we emphasize here on the case of 3 particles in  $SU(3)$ . There are only two possible values for  $|X|$  in this case and each parabola is two-fold degenerate in the Hubbard model. The degeneracy of the Heisenberg model is hence 4-fold. So, the distinct states have to be selected from a remaining two-fold degeneracy. The zeroth parabola is in the singlet state of  $SU(3)$  that belongs to  $C_1 = 0$  for which every component of the wavefunction is non-zero. Both two-fold degenerate inner parabolas have  $C_1 = 3$  and correspond in one case to the positive or negative permutation of the species number only; in the second degenerate case they correspond to configurations

$\{|021\rangle, |102\rangle\}$  and  $\{|120\rangle, |201\rangle\}$  as the only non-zero component. These are the states  $\{|\psi_1\rangle, |\psi_2\rangle\}$  that are to be superposed by formula (45). The direct way to obtain the corresponding state of the Heisenberg model is via the Bethe ansatz wave function for the same spin quantum numbers of the fractionalization for the Hubbard model. The degeneracies amount to be  $2(N-1)$ -fold for the  $SU(N)$  Heisenberg model. These are distinguished by the eigenstates of the permutation operator  $P_{j,j+1}$  up to a remaining  $(N-1)$ -fold degeneracy.