

Relational Symmetry based Knowledge Graph Contrastive Learning

Ke Liang, Yue Liu, Sihang Zhou, Xinwang Liu, Wenxuan Tu

Abstract

Knowledge graph embedding (KGE) aims to learn powerful representations to benefit various artificial intelligence applications, such as question answering and recommendations. Meanwhile, contrastive learning (CL), as an effective mechanism to enhance the discriminative capacity of the learned representations, has been leveraged in different fields, especially graph-based models. However, since the structures of knowledge graphs (KGs) are usually more complicated compared to homogeneous graphs, it is hard to construct appropriate contrastive sample pairs. In this paper, we find that the entities within a symmetrical structure are usually more similar and correlated. This key property can be utilized to construct contrastive positive pairs for contrastive learning. Following the ideas above, we propose a relational symmetrical structure based knowledge graph contrastive learning framework, termed KGE-SymCL, which leverages the symmetrical structure information in KGs to enhance the discriminative ability of KGE models. Concretely, a plug-and-play approach is designed by taking the entities in the relational symmetrical positions as the positive samples. Besides, a self-supervised alignment loss is used to pull together the constructed positive sample pairs for contrastive learning. Extensive experimental results on benchmark datasets have verified good generalization and superiority of the proposed framework.

Introduction

Knowledge graphs (KGs) benefit many artificial intelligence applications, such as recommendation systems (Wang et al. 2018), logic reasoning (Teru, Denis, and Hamilton 2020), question answering (Ren et al. 2021), and text generation (Song et al. 2020). Motivated by their success, researchers have recently focused on developing better knowledge graph embedding (KGE) models to generate high-quality entity and relation representations for performance improvements.

The recent KGE models can be roughly divided into three categories (Wang et al. 2017; Ji et al. 2021) as follows: (1) translational distance models (e.g., TransE (Bordes et al. 2013), RotaE (Sun et al. 2019), QuatE (Zhang et al. 2019), DualE (Cao et al. 2021), HAKE (Zhang et al. 2020), etc.), (2) semantic matching models (e.g., RESCAL (Nickel,

Tresp, and Krieger 2011), DisMult (Yang et al. 2015), ComplEX (Trouillon et al. 2016), ConvE (Dettmers et al. 2018a), etc.) and (3) GNN-based models (e.g., RGCN (Schlichtkrull et al. 2018), KBGAT (Nathani et al. 2019), COMPGCN (Vashishth et al. 2019), etc.). Motivated by the great success of graph contrastive learning, researchers attempt to integrate contrastive learning mechanisms with KGE for more powerful representations. Since the essence of contrastive learning is to mine the hidden information between samples by pulling together similar samples and pushing away dissimilar samples, constructing high confidence contrastive pairs is important to the discriminative ability of the contrastive learning models. To this end, the existing models construct the contrastive pairs by calculating the semantic similarity estimated by language models, such as Bert (Devlin et al. 2019), etc. Samples with high semantic similarity tend to be combined as positive sample pairs. Although proved to be effective, the performance of these models can be easily affected by the adopted language model. As a consequence, the performance of these models would drop drastically when they are applied to new applications where language models are not finely trained.

To solve the problem, a more stable criterion should be developed. In this paper, we find that structural information could be a good choice. Specifically, entities located in relational symmetrical positions which can be commonly found in knowledge graphs are usually similar and correlated, and this property can be utilized to construct contrastive positive pairs. For example, the *Bob* and *Jones* are structural symmetrical about *Basketball* in Fig. 1, which reveals the similar semantics between *Bob* and *Jones* (i.e., both playing basketball). In other words, such relational symmetrical structures will naturally bring positive contrastive pairs with similar semantics, even if the labels of the nodes and edges are unknown. However, the existing contrastive KGE models overlook it, thus leading to sub-optimal performance.

Following the above idea, we propose a relational symmetrical structure-based knowledge graph contrastive learning framework, termed KGE-SymCL. It leverages the symmetrical structural information to enhance the discriminative ability of KGE models. Concretely, a novel plug-and-play approach takes the entities in the relational symmetrical positions as the positive samples. Besides, a self-supervised alignment loss is leveraged to pull together the constructed

This work has been submitted to the IEEE for possible publication. Copyright may be transferred without notice, after which this version may no longer be accessible.

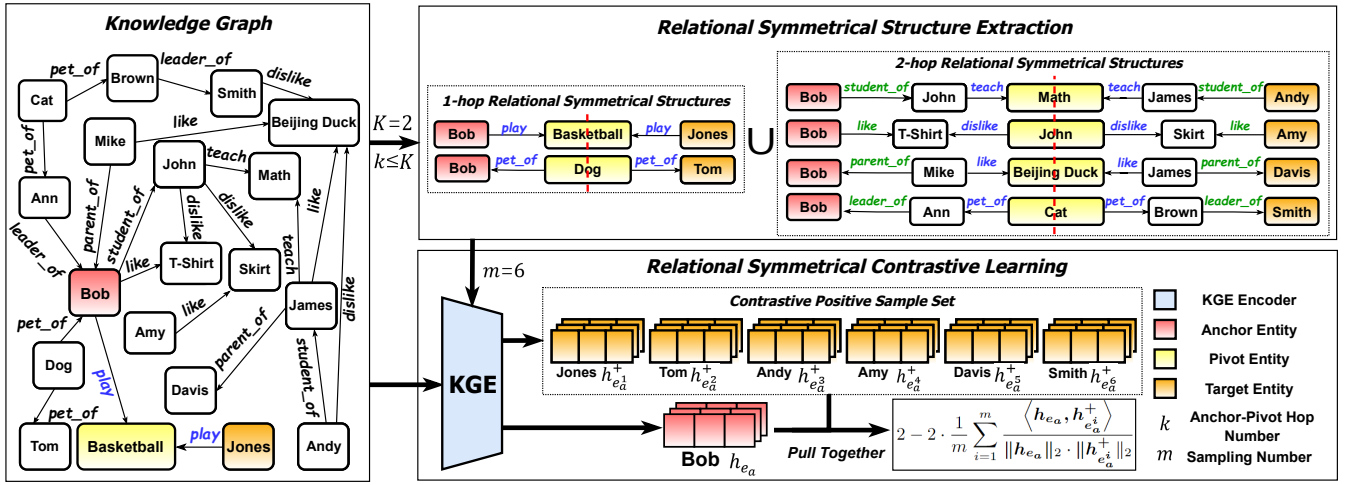


Figure 1: Framework illustration of the proposed KGE-SymCL. The core idea of KGE-SymCL is to leverage the semantic similarity of entities in relational symmetrical positions for constructing contrastive positive samples. The proposed algorithm constitutes two components: relational symmetrical structure extraction and relation symmetrical contrastive learning. Concretely, in the relational symmetrical structure extraction component, we extract the relational symmetrical structures for the anchor entity Bob and find its target entities, i.e., the positive sample candidates. Then, in the relational symmetrical contrastive learning component, the entities are embedded by the selected KGE encoder in the latent space. Finally, the designed self-supervised alignment loss guides the network to pull together the positive sample pairs, thus improving the discriminative capability of samples.

positive sample pairs for contrastive learning. Extensive experimental results on benchmark datasets have verified our proposed method’s good generalization and superiority. The proposed KGE-SymCL is easy to be adopted to the existing KGE models for different downstream tasks. The main contributions of this paper are summarized as follows:

- We propose a relational symmetrical structure based knowledge graph contrastive learning framework, KGE-SymCL, which is the first work to mine the similar semantics underlying the symmetrical structures in KGs for the contrastive knowledge graph learning.
- We design a plug-and-play strategy for constructing positive contrastive pairs based on the defined relational symmetrical structures, i.e., the entities in the relational symmetrical positions are treated as the positive pairs.
- We integrate our KGE-SymCL with multiple KGE models and conduct the experiments for entity classification and link prediction tasks. The promising performances verify the scalability and generalization of the proposed framework. Besides, the best KGE-SymCL models are also compared to other KGE models on two downstream tasks, demonstrating the superiority of our approach.

Related Work

Knowledge Graph Embedding Knowledge Graph Embedding (KGE) aims to encode the entities and relations to the low dimensional vector or matrix space. Recent existing KGE models can be roughly divided into three categories (Wang et al. 2017; Ji et al. 2021). (1) Translational distance models (e.g., TransE (Bordes et al. 2013), RotaE (Sun et al. 2019), QuatE (Zhang et al. 2019), DualE (Cao et al.

2021), HAKE (Zhang et al. 2020), etc) leverage distance-based scoring functions and treat the relation as an operation. For example, TransE (Bordes et al. 2013) treats the relation as the addition operation between entities, while RotaE (Sun et al. 2019) regards it as the rotation operation. (2) Semantic matching models are developed based on similarity scoring functions. RESCAL (Nickel, Tresp, and Krieger 2011) utilizes a bilinear function to associate each entity with a vector to capture its latent semantics. Besides, DisMult (Yang et al. 2015) proposes a multiplication model to represent the likelihood of the triplets. ConvE (Dettmers et al. 2018a) applies a neural network for similarity modeling. (3) GNN-based models, including RGCN (Schlichtkrull et al. 2018), COMPGCN (Vashishth et al. 2019), KBGAT (Nathani et al. 2019) and SCAN (Shang et al. 2019), leverage GNN to capture the structural characteristics of KGs. For example, RGCN (Schlichtkrull et al. 2018) introduces a relation-specific transformation to integrate relation information with the message aggregation. COMPGCN (Vashishth et al. 2019) proposes various composition operations for triplet scoring. The above KGE models constitute the baselines in our work.

Graph Contrastive Learning Graph Contrastive Learning (CL), which aims to mine the hidden information between samples in an unsupervised manner, has recently attracted significant attention. The early works (Velickovic et al. 2019; Hassani and Khasahmadi 2020) demonstrate the effectiveness of the mutual information maximization principle (Hjelm et al. 2018) in the node and graph level tasks. After that, GRACE (Zhu et al. 2020), and GraphCL (You et al. 2020) are proposed to pull together the same samples

across augmented views and push away the others. However, the large number of negative samples leads to high computational and memory costs. To solve these issues, researchers propose various negative-sample-free methods by redundancy reduction principles (Liu et al. 2022a,c; Bielak, Kajdanowicz, and Chawla 2021) and asymmetrical strategies (Thakoor et al. 2021; Lee, Lee, and Park 2022). Although verified effectiveness, the promising performance of previous works highly depends on the choice of data augmentation schemes, leading to cumbersome manual trial-and-error. Motivated by it, the learnable augmentation methods (You et al. 2021; Suresh et al. 2021) are increasingly proposed. In addition, the augmentations-free methods are also designed to replace augmentations by parameter un-shared encoders (Liu et al. 2022b), or discovering the local structural information and the global semantics information (Lee, Lee, and Park 2022).

Motivated by the success of CL on graphs, a few contrastive KGE models are proposed, but are still in the early stage. To this end, the existing models, such as KRACL (Tan et al. 2022) and SimKGC (Wang et al. 2022), construct the contrastive pairs by calculating the semantic similarity estimated by language models, such as Bert (Devlin et al. 2019), etc. Samples with high semantic similarity tend to be combined as positive sample pairs. Although proved to be effective, the performance of these models can be easily affected by the adopted language model. As a consequence, the performance of these models would drop drastically when they are applied to new applications where language models are not finely trained. Comparatively, the structural semantics, as more stable semantics underlying in all KGs, are rarely used in the integration of KGE and CL. Besides, the models, such as KGCL (Yang et al. 2022), are developed for specific tasks, like recommendation systems. Thus these models have poor scalability on other tasks. To tackle these issues, our KGE-SymCL is a novel KG contrastive learning method leveraging the symmetrical structural semantics, which is also scaled well on various tasks.

Method

In this section, we will introduce the details of the proposed a relational symmetrical structure based contrastive knowledge graph framework KGE-SymCL from two aspects, i.e., Relational Symmetrical Structure Extraction and Relational Symmetrical Contrastive Learning (See Fig. 1).

Preliminary

The knowledge graph is composed of the fact triplets, denoted as $KG = \{(e_u, r_t, e_v) \mid e_u, e_v \in \mathcal{E}, r_t \in \mathcal{R}\}$, where \mathcal{E} is the entity (i.e., node) set, \mathcal{R} is the relation (i.e., edge label) set, e_u is the head entity, e_v is the tail entity and r_t is the relation between them. Based on KGs, we define the relation sequence extraction operation as follow, which is important to understand the relational symmetrical structure.

Definition 1 (Relation Sequence Extraction) *Given the knowledge graph $KG = \{(e_u, r_t, e_v) \mid e_u, e_v \in \mathcal{E}, r_t \in \mathcal{R}\}$ and the corresponding inversed knowledge graph $KG_{inv} = \{(e_v, r_t, e_u) \mid \forall (e_u, r_t, e_v) \in KG\}$, Relation Sequence*



Figure 2: Cases for neighbors of opposite semantics in KGs.

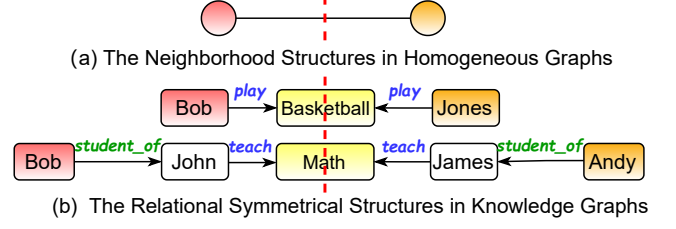


Figure 3: Differences between neighborhood structures in homogeneous graphs and relational symmetrical structures in KGs. Note that in relational symmetrical structures, the relationships (i.e., *play*, *teach*, *student_of*) associate with the directions are symmetrical.

Extraction aims to get the relation sequence $RS^i(e_u, e_v)$ along the i^{th} path between e_u and e_v on the $KG_u = KG \cup KG_{inv}$, iff the i^{th} the path $P_{KG_u}(e_u, e_v)$ between e_u and e_v exists in the KG_u .

$$RS^i(e_u, e_v) = \{\mathcal{F}(r_{e_u, e_1^i}), \mathcal{F}(r_{e_1^i, e_2^i}), \dots, \mathcal{F}(r_{e_n^i, e_v})\}, \quad (1)$$

where e_n^i represents the n^{th} entity on the i^{th} path, $r_{e_a^i, e_b^i}$ represents the relation with the head entity e_a^i and tail entity e_b^i in KG_u . Besides, \mathcal{F} is the symbol function defined as follows:

$$\mathcal{F}(r_{e_a^i, e_b^i}) = \begin{cases} r_{e_a^i, e_b^i}^+ & (e_a, r_{e_a^i, e_b^i}, e_b) \in KG \\ r_{e_a^i, e_b^i}^- & (e_a, r_{e_a^i, e_b^i}, e_b) \in KG_{inv} \end{cases}, \quad (2)$$

Relational Symmetrical Structure Extraction

Many existing graph contrastive learning frameworks (Lin et al. 2022; Hu et al. 2021; Dong et al. 2022) construct the positive pairs based on the structural-semantic similarity of the neighborhood information. However, due to the concrete yet complicated edge labels, the neighbors may not have similar semantics, such as the cases in Fig. 2.

We find that the more deep-in reason for the success of the neighbor-based graph contrastive learning frameworks may be that they find out the nodes with symmetrical positions based on symmetrical structures in homogeneous graphs (See Fig. 3 (a)). Surprisingly, we observe that although such symmetrical similarities between entities cannot be found in the neighbors in KGs, they can still be found in the relational symmetrical structures defined in Def. 2, where the relationships associate with the edge directions are symmetrical. As shown in Fig. 3 (b), *Bob* and *Jones* have similar semantics since there is relational symmetrical patterns (they both play *Basketball*) between them (likewise for *Bob* and *Andy*). In other words, such relational symmetrical structures will naturally bring positive contrastive pairs with similar semantics. Thus, the contrastive pair construction is reformulated into the relational symmetrical structure extraction in KGs.

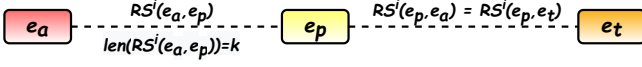


Figure 4: Illustration of k -hop relational symmetrical structure $RSym_k^i(e_a)$.

Definition 2 (k-hop Relational Symmetrical Structure)

Given the knowledge graph $KG = \{(e_u, r_t, e_v) \mid e_u, e_v \in \mathcal{E}, r_t \in \mathcal{R}\}$, the i^{th} k -hop Relational Symmetrical Structure of an anchor entity e_a is denoted as $RSym_k^i(e_a)$, iff the i^{th} structure exists.

$$RSym_k^i(e_a) = (\{e_a, e_p, e_t\}, RS^i(e_a, e_t)), \quad (3)$$

where e_p is the pivot entity, e_t is the target entity which is symmetrical to e_a about e_p . According to e_p , the structure can be spited into two parts, where the relation sequence of the first part should be symmetrical to the second part (i.e., $RS^i(e_t, e_p) = RS^i(e_a, e_p)$). Besides, there are k hops for both two parts, (i.e., $len(RS^i(e_a, e_p)) = len(RS^i(e_p, e_t)) = k$).

Following the ideas above, we propose the relational symmetrical structure extraction module, which takes the knowledge graph KG , the anchor entity e_a and the hyper-parameter K as inputs and outputs the target entity set \mathcal{P}_{e_a} for the anchor entity. Concretely, we traverse all of the $2k$ -hop structures started from the anchor entity in the given KG and only keep the structures satisfying Def. 2. Note that the uppercase letter K is the upper bounds for the lowercase letter k , i.e., $k \leq K$. Assume the quantity of k -hop relational symmetrical structures for e_a is n_k , we can first get the target structure set $\mathcal{T}(e_a, K) = \bigcup_{k \in K} \bigcup_{i \in n_k} RSym_k^i(e_a)$. Then, the target entity set \mathcal{P}_{e_a} for the anchor entity e_a is generated by picking out all the relational symmetrical entities in structures belonging to $\mathcal{T}(e_a, K)$. Fig. 1 shows an example for the procedure regard to anchor entity *Bob* with $K = 2$.

Relational Symmetrical Contrastive Learning

We design a simple yet effective contrastive learning framework to leverage the hidden information in the relational symmetrical structures to improve the discriminative ability of the KGE models. The entities in the target entity set \mathcal{P}_{e_a} are also treated as the contrastive positive sample candidates. Based on that, we use a self-supervised alignment loss to pull together the positive pairs for contrastive learning. The details will be illustrated as follows.

Knowledge Graph Encoding Our model can be easily scaled to various KGE models for entity encoding, such as RDF2Vec (Ristoski et al. 2019), RGCN (Schlichtkrull et al. 2018), COMPGCN (Vashishth et al. 2019), HAKE (Zhang et al. 2020), CompLEX-DURA (Zhang, Cai, and Wang 2020), and etc. The selected knowledge graph encoder $g(\cdot)$ aims to embed the entity e into the embedding h_e in the latent space.

$$h_e = g(e), \quad (4)$$

Contrastive Positive Pair Construction The entities in the target entity set \mathcal{P}_{e_a} are treated as the positive candidates

for the anchor entity e_a . Considering the time efficiency, we random sample m entities within \mathcal{P}_{e_a} as the positive samples and feed them into the selected KGE model together with the KG. Therefore, positive pair set $\mathcal{CP}_m(h_{e_a})$ of the anchor entity e_a is generated as follows:

$$\mathcal{CP}_m(h_{e_a}) = \{(h_{e_a}, h_{e_a^+}^i) \mid e_a^+ \in \mathcal{P}_{e_a}, i \in [1, m]\}, \quad (5)$$

where $h_{e_a^+}^i$ denotes the embedding of the i^{th} positive sample. Fig. 1 shows an example with m set as 6.

Contrastive Loss We design the contrastive loss function based on a self-supervised alignment loss, i.e., MSE loss, used in previous negative-free GCL methods (Ermolov et al. 2021; Thakoor et al. 2021) to pull together the contrastive positive pair $(h_{e_a}, h_{e_a^+}^i)$ for training:

$$\begin{aligned} \mathcal{L}_{contrastive} &= \frac{1}{m} \sum_{i=1}^m \text{MSELoss}(h_{e_a}, h_{e_a^+}^i) \\ &= \frac{1}{m} \sum_{i=1}^m \left\| \frac{h_{e_a}}{\|h_{e_a}\|_2} - \frac{h_{e_a^+}^i}{\|h_{e_a^+}^i\|_2} \right\|_2^2 \\ &= 2 - 2 \cdot \frac{1}{m} \sum_{i=1}^m \frac{\langle h_{e_a}, h_{e_a^+}^i \rangle}{\|h_{e_a}\|_2 \cdot \|h_{e_a^+}^i\|_2}, \end{aligned} \quad (6)$$

where $\|\cdot\|$ denotes the 2-norm. Our network is optimized by minimizing the contrastive loss. In this manner, we pull together the positive samples in the latent space, thus improving the discriminative capability of our network.

Training Objective

The total training objective of our proposed KGE-SymCL consists of two parts, i.e., the contrastive loss and task loss. It is formulated as follows:

$$\mathcal{L} = \mathcal{L}_{task} + \alpha \cdot \mathcal{L}_{contrastive}, \quad (7)$$

where α denotes the trade-off hyper-parameter. Our model is adopted for various task losses. For the entity classification, the cross-entropy loss (Schlichtkrull et al. 2018) is a widely used loss function. Besides, as for the link prediction, there are many types of the loss functions (e.g., the ranking losses (Bordes et al. 2013), the binary logistic regression loss (Ji et al. 2016), the sampled multi-class log loss (Trouillon et al. 2016), the binary cross-entropy loss (Vashishth et al. 2019), and etc.).

Experiments and Analysis

In this section, we first introduce the experiment setup. Then we show the performance comparison for two different downstream tasks. Afterward, we conduct the Hyper-parameter experiment to analyze the sensitivity of KGE-SymCL. Moreover, the statistics on relational symmetrical structures and transfer experiments on the SimKGC are introduced for comprehensive analysis on our KGE-SymCL.

Datasets	Entities	Relations	Edges	Classes
AIFB	8,285	45	29,043	4
MUTAG	23,644	23	74,227	2
BGS	333,845	103	916,199	2
AM	1,666,764	133	5,988,321	11

Table 1: Four benchmark datasets for entity classification.

Datasets	Entities	Relations	Train Edges	Val. Edges	Test Edges
WN18RR	40,943	11	86,835	3,034	3,134
FB15K-237	14,541	237	272,115	17,535	20,466
NELL-995	75,492	200	126,176	13,912	14,125

Table 2: Three benchmark datasets for link prediction.

Experiment Setup

Dataset For the entity classification task, we adopt four benchmark datasets, including AIFB (Bloehdorn and Sure 2007), AM (de Boer et al. 2012), MUTAG (Ristoski, Vries, and Paulheim 2016a), and BGS (de Vries 2013). The details of these four datasets is summarized in Table 2. For the link prediction task, we evaluate the KGE-SymCL on three benchmark datasets, including FB15K-237 (Toutanova et al. 2015), WN18RR (Dettmers et al. 2018b), and NELL-995 (Xiong, Hoang, and Wang 2017). The statistics of these three datasets are listed in Table 1. As for the train/validation/test splits of these benchmarks, we follow previous works (Ristoski, Vries, and Paulheim 2016b).

Implementation Detail We implement KGE-SymCL based on the PyTorch library (Paszke et al. 2019), and conduct all experiments with a single NVIDIA TITAN XP GPU. For a fair comparison, the parameter settings in our KGE-SymCL for the KGE encoder are the same as shown in the original paper. As for the specific hyper-parameters used in our work, we search the upper bound of the anchor-pivot hop number K in $\{1, 2, 3\}$, the sampling number m in $\{10, 50, 100, 1000\}$, and the trade-off weight α for contrastive loss in $\{0.001, 0.01, 0.1, 1\}$. The best models on each dataset are listed in the result tables. As for the evaluation metrics, we adopt classification accuracy to evaluate the classification performance for the entity classification. As for the link prediction, we replace the head or tail entity of the true triplet with other entities for each triplet in the test set, which is treated as the candidate triplets. We further deploy the trained model on all candidate triplets and rank them based on the calculated score. Ideally, the score of the true triplets should be higher than others. Subsequently, we use the rank-based measures to evaluate the quality of the prediction, including Mean Reciprocal Rank (MRR) and Hits@N, where $N \in \{1, 3, 10\}$ as the previous typical works do. We report the mean results of 3 runs of each experiment.

Compared Method We compare KGE-SymCL with existing state-of-the-art KGE models, including (1) models for entity classification: Feat (Paulheim and Fümkrantz 2012), WL (Shervashidze et al. 2011), RDF2Vec (Ristoski et al. 2019), RR-GCN (Degraeve et al. 2022), and (2) models for link prediction: TransE (Bordes et al. 2013), RotaE (Sun

Methods	AIFB	MUTAG	BGS	AM
RDF2Vec	88.88	72.06	86.21	87.88
RDF2Vec-SymCL	88.88	73.53	89.66	88.89
RGCN	95.83	72.21	81.38	89.19
RGCN-SymCL	96.11	72.35	83.45	89.60
COMPGCN	94.44	79.29	82.35	93.10
COMPGCN-SymCL	94.44	80.90	88.24	96.55

Table 3: Performance comparison w./w.o. the SymCL framework on entity classification.

Methods	AIFB	MUTAG	BGS	AM
Feat	55.55	77.94	72.41	66.66
WL	80.55	80.88	86.20	87.37
RDF2Vec	88.88	72.06	86.21	87.88
RGCN	95.83	72.21	81.38	89.19
COMPGCN	94.44	79.29	82.35	93.10
RR-GCN	83.33	81.67	80.00	70.00
RGCN-SymCL	96.11	72.35	83.45	89.60
COMPGCN-SymCL	94.44	80.90	88.24	96.55

Table 4: Performance comparison between KGE-SymCL with other KGE baselines for entity classification.

et al. 2019), QuatE (Zhang et al. 2019), DualE (Cao et al. 2021), HAKE (Zhang et al. 2020), RESCAL (Nickel, Tresp, and Kriegel 2011), DisMult (Yang et al. 2015), ComplEx (Trouillon et al. 2016), ConvE (Dettmers et al. 2018a), ComplEx-DURA (Zhang, Cai, and Wang 2020), RGCN (Schlichtkrull et al. 2018), KBGAT (Nathani et al. 2019), COMPGCN (Vashishth et al. 2019). Except for the results for NELL-995, the other results are from the original papers.

Performance Comparison

Performance Comparison on Entity Classification

Based on Table 3, we observe that our KGE-SymCL makes average 1.92% improvements in accuracy compared to the KGE baselines on the entity classification benchmark datasets. Besides, based on Table 4, we find that our KGE-SymCL makes average 1.25% improvements in accuracy compared to the previous state-of-the-art KGE models. In particular, the COMPGCN-SymCL model achieves better results on the BGS and AM datasets.

Performance Comparison on Link Prediction

Table 5 and Table 6 show the performance comparison between our KGE-SymCL with the KGE models on link prediction. Besides WN18RR and FB15K-237, these two commonly used datasets, we introduce a benchmark dataset, NELL-995, to evaluate KGE models for the diversity of the dataset. Table 5 indicates that our KGE-SymCL makes average boosts on all the metrics. In particular, our SymCL framework improves the DisMult and Hake’s performance on FB15K-237 average of 1.4%, 1.8%, 1.2%, 1.3% on MRR, Hit@1, Hit@3, and Hit@10 separately, and RGCN-SymCL and COMPGCN-SymCL also achieve great performances on NELL-995. Besides, our KGE-SymCL also outperforms other SOTA KGE models (See Table 6).

Methods	WN18RR				FB15K-237				NELL-995			
	MRR	Hit@1	Hit@3	Hit@10	MRR	Hit@1	Hit@3	Hit@10	MRR	Hit@1	Hit@3	Hit@10
TransE	0.231	0.021	0.409	0.533	0.289	0.193	0.326	0.478	0.249	0.095	0.377	0.471
TransE-SymCL	0.233	0.022	0.411	0.535	0.290	0.195	0.326	0.486	0.255	0.102	0.379	0.475
HAKE	0.497	0.453	0.515	0.582	0.335	0.237	0.371	0.530	0.415	0.313	0.464	0.612
HAKE-SymCL	0.497	0.454	0.515	0.585	0.346	0.248	0.384	0.544	0.419	0.318	0.468	0.616
DisMult	0.420	0.370	0.439	0.521	0.243	0.191	0.271	0.328	0.223	0.139	0.244	0.398
DisMult-SymCL	0.421	0.371	0.441	0.522	0.260	0.215	0.282	0.339	0.224	0.140	0.248	0.401
ComplEX-DURA	0.489	0.445	0.503	0.574	0.370	0.275	0.409	0.562	0.468	0.375	0.513	0.645
ComplEX-DURA-SymCL	0.491	0.448	0.504	0.576	0.371	0.276	0.411	0.566	0.469	0.376	0.512	0.647
RGCN	0.427	0.382	0.446	0.510	0.248	0.153	0.258	0.414	0.382	0.272	0.435	0.590
RGCN-SymCL	0.432	0.396	0.447	0.510	0.249	0.159	0.270	0.435	0.394	0.287	0.443	0.603
COMPGCN	0.469	0.434	0.482	0.537	0.352	0.261	0.387	0.534	0.456	0.361	0.507	0.637
COMPGCN-SymCL	0.471	0.437	0.484	0.537	0.354	0.262	0.389	0.537	0.469	0.378	0.520	0.649

Table 5: Performance comparison w./w.o. the SymCL framework on link prediction.

Methods	WN18RR				FB15K-237				NELL-995			
	MRR	Hit@1	Hit@3	Hit@10	MRR	Hit@1	Hit@3	Hit@10	MRR	Hit@1	Hit@3	Hit@10
<i>Translational Distance Methods</i>												
TransE	0.231	0.021	0.409	0.533	0.289	0.193	0.326	0.478	0.249	0.095	0.377	0.471
RotatE	0.476	0.428	0.492	0.571	0.338	0.241	0.375	0.533	0.418	0.313	0.468	0.620
QuatE	0.481	0.436	0.500	0.564	0.311	0.221	0.342	0.495	0.390	0.292	0.433	0.583
DualE	0.482	0.440	0.500	0.561	0.330	0.237	0.363	0.518	0.400	0.299	0.451	0.595
HAKE	0.497	0.453	0.515	0.582	0.335	0.237	0.371	0.530	0.415	0.313	0.464	0.612
<i>Semantic Matching Methods</i>												
RESCAL	0.455	0.419	0.461	0.493	0.353	0.264	0.385	0.528	0.176	0.078	0.173	0.314
DisMult	0.420	0.370	0.439	0.521	0.243	0.191	0.271	0.328	0.223	0.139	0.244	0.398
ComplEX	0.440	0.410	0.460	0.510	0.346	0.256	0.386	0.525	0.246	0.159	0.281	0.423
ConvE	0.430	0.400	0.440	0.520	0.325	0.237	0.356	0.501	0.296	0.226	0.331	0.430
ComplEX-DURA	0.489	0.445	0.503	0.574	0.370	0.275	0.409	0.562	0.468	0.375	0.513	0.645
<i>GNN-based Methods</i>												
RGCN	0.427	0.382	0.446	0.510	0.248	0.153	0.258	0.414	0.382	0.272	0.435	0.59
SCAN	0.470	0.430	0.480	0.540	0.350	0.260	0.390	0.540	–	–	–	–
KBGAT	0.464	0.426	0.479	0.539	0.350	0.260	0.385	0.531	0.377	0.299	0.314	0.430
COMPGCN	0.469	0.434	0.482	0.537	0.352	0.261	0.387	0.534	0.456	0.361	0.507	0.637
<i>Ours Proposed Methods</i>												
ComplEX-DURA-SymCL	0.491	0.448	0.504	0.576	0.371	0.276	0.411	0.566	0.469	0.376	0.511	0.645
HAKE-SymCL	0.497	0.454	0.515	0.585	0.346	0.248	0.384	0.544	0.419	0.318	0.468	0.616
COMPGCN-SymCL	0.471	0.437	0.484	0.537	0.354	0.262	0.389	0.537	0.469	0.378	0.520	0.649

Table 6: Performance comparison between KGE-SymCL with other KGE baselines for link prediction.

In conclusion, the performance comparison on the above two downstream tasks between KGE-SymCL with other KGE baselines shown in this section demonstrate the generalizability and superiority of our model. In particular, as the most important attribute of the proposed contrastive learning framework, the generalizability of KGE-SymCL is verified from two aspects: (1) KGE-SymCL can be adopted to improve the expressive ability of various KGE models. (2) KGE-SymCL is scalable to various benchmark datasets for different downstream tasks. Moreover, the promising results suggest that the structural information leveraged in our KGE-SymCL indeed helps us to get more powerful and discriminative representations.

Hyper-parameter Experiment

We investigate the influence of the hyper-parameter hop K , sampling number m , and trade-off weight α in our KGE-SymCL. The COMPGCN-SymCL is selected as the model in this section. As for the scope of the hyper-parameters for both two tasks, i.e., entity classification and link prediction, K is selected in $\{1, 2, 3\}$, and α is searched in $\{0.001, 0.01, 0.1\}$. However, since the benchmark datasets for entity classification are smaller than link prediction, the different scope of m are used, i.e., $\{10, 50, 100, 1000\}$ for link prediction and $\{10, 50, 100\}$ for entity classification. As for K and m , we observe that the performance will not fluctuate greatly when K and m are varying in Fig. 5 (a) to Fig. 5 (d). It demonstrates that KGE-SymCL is insensitive to K

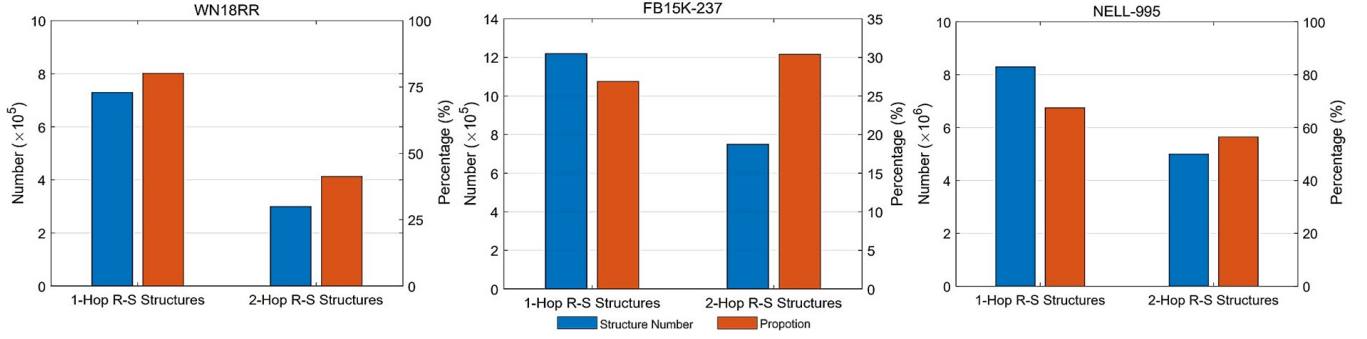


Figure 5: Statistics on relational symmetrical (R-S) structures in benchmark datasets. The left Y axes correspond to the structure number bars (i.e., blue bars), while the right Y axes correspond to the proportion bars (i.e., red bars).

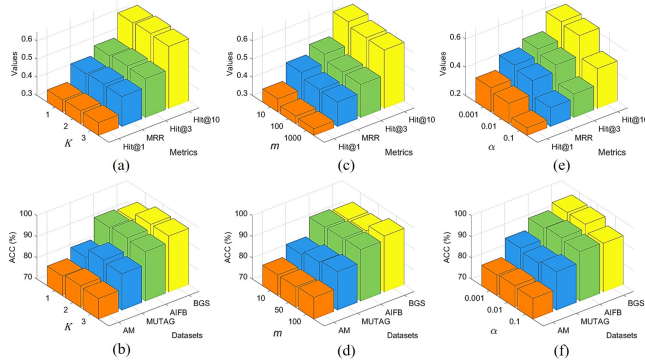


Figure 6: Sensitivity analysis of the hyper-parameters.

and m . The reason is that there are many symmetrical structures for each entity, which can enhance the discriminative capability of samples. As for the trade-off hyper-parameter α , we find our KGE-SymCL is much more sensitive to it (See Fig. 5 (e) and Fig. 5 (f)). It is because of the magnitude difference between the contrastive and task loss, i.e., the contrastive loss is usually a hundred times larger than the task loss. The best performances are generally reached when $\alpha = 0.001$

Extensive Experiment

Statistics on the Relational Symmetrical Structure We counted the number and calculated the proportion of the 1-hop and 2-hop relational symmetrical structures in three link prediction benchmark datasets to demonstrate the universality of such structures. Fig. 6 suggests that there are many relational symmetrical (R-S) structures in these datasets, which suggests the feasibility of the motivation in this work. In particular, compared to WN18RR and FB15K-237, more R-S structures are found in NELL-995, which may also be a reason for the more apparent improvements made by our KGE-SymCL on NELL-995 datasets. Moreover, we intuitively show the existence of the structures with six structures from the real-world datasets (See Fig. 7).

Transfer Experiments on SimKGC To demonstrate that the structural information mined by our KGE-SymCL is also

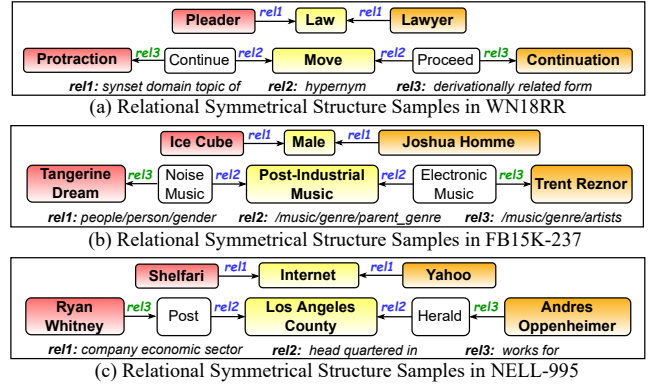


Figure 7: Relational symmetrical structure samples

	WN18RR			FB15K-237		
	MRR	Hit@1	Hit@3	MRR	Hit@1	Hit@3
SimKGC	0.652	0.542	0.705	0.322	0.236	0.352
SimKGC-SymCL	0.657	0.546	0.709	0.324	0.235	0.354

Table 7: Performance comparison of SimKGC w./w.o. the SymCL framework on link prediction

helpful for the existing knowledge graph contrastive learning frameworks, we further conduct the transfer experiment on SimKGC (Wang et al. 2022). Table 7 indicates that our approach makes average 0.4%, 0.2%, 0.2% improvements on MRR, Hit@1 and Hit@3 on the SimKGC. It shows that our KGE-SymCL can be well scaled to other KGE-CL methods and further suggests that the leveraged structural information is a good supplementary.

Conclusion

In this paper, we propose a relational symmetrical structure-based knowledge graph contrastive learning framework KGE-SymCL, which leverages the symmetrical structural information in KGs to enhance the discriminative ability of KGE models. Experimental results on benchmark datasets have verified the excellent generalization and superiority of the proposed framework. In the future, we aim to continue

investigating a method for negative pair construction based on the structural information in KGs. Moreover, we will also develop more powerful knowledge graph contrastive learning frameworks to leverage the different kinds of semantics.

References

- Bielak, P.; Kajdanowicz, T.; and Chawla, N. V. 2021. Graph Barlow Twins: A self-supervised representation learning framework for graphs. *arXiv preprint arXiv:2106.02466*.
- Bloehdorn, S.; and Sure, Y. 2007. Kernel methods for mining instance data in ontologies. In *The Semantic Web*, 58–71. Springer.
- Bordes, A.; Usunier, N.; Garcia-Duran, A.; Weston, J.; and Yakhnenko, O. 2013. Translating embeddings for modeling multi-relational data. *Advances in neural information processing systems*, 26.
- Cao, Z.; Xu, Q.; Yang, Z.; Cao, X.; and Huang, Q. 2021. Dual quaternion knowledge graph embeddings. In *Proceedings of the AAAI Conference on Artificial Intelligence*, 6894–6902.
- de Boer, V.; Wielemaker, J.; van Gent, J.; Hildebrand, M.; Isaac, A.; van Ossenbruggen, J.; and Schreiber, G. 2012. Supporting Linked Data Production for Cultural Heritage Institutes: The Amsterdam Museum Case Study. In *ESWC*.
- de Vries, G. K. 2013. A fast approximation of the Weisfeiler-Lehman graph kernel for RDF data. In *Joint European Conference on Machine Learning and Knowledge Discovery in Databases*, 606–621. Springer.
- Degraeve, V.; Vandewiele, G.; Ongena, F.; and Van Hoecke, S. 2022. R-GCN: The R Could Stand for Random. *arXiv*.
- Dettmers, T.; Minervini, P.; Stenetorp, P.; and Riedel, S. 2018a. Convolutional 2d knowledge graph embeddings. In *Proceedings of the AAAI conference on artificial intelligence*.
- Dettmers, T.; Minervini, P.; Stenetorp, P.; and Riedel, S. 2018b. Convolutional 2d knowledge graph embeddings. In *Proceedings of the AAAI conference on artificial intelligence*.
- Devlin, J.; Chang, M.-W.; Lee, K.; and Toutanova, K. 2019. BERT: Pre-training of Deep Bidirectional Transformers for Language Understanding. In *Proceedings of the 2019 Conference of the North American Chapter of the Association for Computational Linguistics: Human Language Technologies, Volume 1 (Long and Short Papers)*, 4171–4186. Minneapolis, Minnesota: Association for Computational Linguistics.
- Dong, W.; Wu, J.; Luo, Y.; Ge, Z.; and Wang, P. 2022. Node Representation Learning in Graph via Node-to-Neighbourhood Mutual Information Maximization.
- Ermolov, A.; Siorohin, A.; Sangineto, E.; and Sebe, N. 2021. Whitening for self-supervised representation learning. In *International Conference on Machine Learning*, 3015–3024. PMLR.
- Hassani, K.; and Khasahmadi, A. H. 2020. Contrastive multi-view representation learning on graphs. In *Proc. of ICML*.
- Hjelm, R. D.; Fedorov, A.; Lavoie-Marchildon, S.; Grewal, K.; Bachman, P.; Trischler, A.; and Bengio, Y. 2018. Learning deep representations by mutual information estimation and maximization. In *International Conference on Learning Representations*.
- Hu, Y.; You, H.; Wang, Z.; Wang, Z.; Zhou, E.; and Gao, Y. 2021. Graph-MLP: Node Classification without Message Passing in Graph. *CoRR*, abs/2106.04051.
- Ji, G.; Liu, K.; He, S.; and Zhao, J. 2016. Knowledge Graph Completion with Adaptive Sparse Transfer Matrix. In *AAAI*.
- Ji, S.; Pan, S.; Cambria, E.; Marttinen, P.; and Philip, S. Y. 2021. A survey on knowledge graphs: Representation, acquisition, and applications. *IEEE Transactions on Neural Networks and Learning Systems*, 33(2): 494–514.
- Lee, N.; Lee, J.; and Park, C. 2022. Augmentation-free self-supervised learning on graphs. In *Proceedings of the AAAI Conference on Artificial Intelligence*, 7372–7380.
- Lin, Z.; Tian, C.; Hou, Y.; and Zhao, W. X. 2022. Improving Graph Collaborative Filtering with Neighborhood-enriched Contrastive Learning. In *Proceedings of the ACM Web Conference 2022*, 2320–2329.
- Liu, Y.; Tu, W.; Zhou, S.; Liu, X.; Song, L.; Yang, X.; and Zhu, E. 2022a. Deep Graph Clustering via Dual Correlation Reduction. In *Proceedings of the AAAI Conference on Artificial Intelligence*, 7603–7611.
- Liu, Y.; Yang, X.; Zhou, S.; and Liu, X. 2022b. Simple Contrastive Graph Clustering. *arXiv preprint arXiv:2205.07865*.
- Liu, Y.; Zhou, S.; Liu, X.; Tu, W.; and Yang, X. 2022c. Improved Dual Correlation Reduction Network. *arXiv preprint arXiv:2202.12533*.
- Nathani, D.; Chauhan, J.; Sharma, C.; and Kaul, M. 2019. Learning Attention-based Embeddings for Relation Prediction in Knowledge Graphs. In *Proceedings of the 57th Annual Meeting of the Association for Computational Linguistics*. Association for Computational Linguistics.
- Nickel, M.; Tresp, V.; and Kriegel, H.-P. 2011. A three-way model for collective learning on multi-relational data. In *ICML*.
- Paszke, A.; Gross, S.; Massa, F.; Lerer, A.; Bradbury, J.; Chanan, G.; Killeen, T.; Lin, Z.; Gimelshein, N.; Antiga, L.; et al. 2019. Pytorch: An imperative style, high-performance deep learning library. *Advances in neural information processing systems*, 32.
- Paulheim, H.; and Fümkrantz, J. 2012. Unsupervised generation of data mining features from linked open data. In *Proceedings of the 2nd international conference on web intelligence, mining and semantics*, 1–12.
- Ren, H.; Dai, H.; Dai, B.; Chen, X.; Yasunaga, M.; Sun, H.; Schuurmans, D.; Leskovec, J.; and Zhou, D. 2021. Lego: Latent execution-guided reasoning for multi-hop question answering on knowledge graphs. In *International Conference on Machine Learning*, 8959–8970. PMLR.
- Ristoski, P.; Rosati, J.; Noia, T. D.; Leone, R. D.; and Paulheim, H. 2019. RDF2Vec: RDF graph embeddings and their applications. *Semantic Web*, 10: 721–752.

- Ristoski, P.; Vries, G. K. D. d.; and Paulheim, H. 2016a. A collection of benchmark datasets for systematic evaluations of machine learning on the semantic web. In *International semantic web conference*, 186–194. Springer.
- Ristoski, P.; Vries, G. K. D. d.; and Paulheim, H. 2016b. A collection of benchmark datasets for systematic evaluations of machine learning on the semantic web. In *International semantic web conference*, 186–194. Springer.
- Schlichtkrull, M.; Kipf, T. N.; Bloem, P.; Berg, R. v. d.; Titov, I.; and Welling, M. 2018. Modeling relational data with graph convolutional networks. In *European semantic web conference*, 593–607. Springer.
- Shang, C.; Tang, Y.; Huang, J.; Bi, J.; He, X.; and Zhou, B. 2019. End-to-end structure-aware convolutional networks for knowledge base completion. In *Proceedings of the AAAI Conference on Artificial Intelligence*, 3060–3067.
- Shervashidze, N.; Schweitzer, P.; Van Leeuwen, E. J.; Mehlhorn, K.; and Borgwardt, K. M. 2011. Weisfeiler-lehman graph kernels. *Journal of Machine Learning Research*, 12(9).
- Song, L.; Wang, A.; Su, J.; Zhang, Y.; Xu, K.; Ge, Y.; and Yu, D. 2020. Structural Information Preserving for Graph-to-Text Generation. In *Proceedings of the 58th Annual Meeting of the Association for Computational Linguistics*, 7987–7998. Online: Association for Computational Linguistics.
- Sun, Z.; Deng, Z.-H.; Nie, J.-Y.; and Tang, J. 2019. RotatE: Knowledge Graph Embedding by Relational Rotation in Complex Space. In *International Conference on Learning Representations*.
- Suresh, S.; Li, P.; Hao, C.; and Neville, J. 2021. Adversarial graph augmentation to improve graph contrastive learning. *Advances in Neural Information Processing Systems*, 34: 15920–15933.
- Tan, Z.; Chen, Z.; Feng, S.; Zhang, Q.; Zheng, Q.; Li, J.; and Luo, M. 2022. Contrastive Learning with Graph Context Modeling for Sparse Knowledge Graph Completion. *arXiv*.
- Teru, K.; Denis, E.; and Hamilton, W. 2020. Inductive relation prediction by subgraph reasoning. In *International Conference on Machine Learning*, 9448–9457. PMLR.
- Thakoor, S.; Tallec, C.; Azar, M. G.; Azabou, M.; Dyer, E. L.; Munos, R.; Veličković, P.; and Valko, M. 2021. Large-scale representation learning on graphs via bootstrapping. *arXiv preprint arXiv:2102.06514*.
- Toutanova, K.; Chen, D.; Pantel, P.; Poon, H.; Choudhury, P.; and Gamon, M. 2015. Representing text for joint embedding of text and knowledge bases. In *Proceedings of the 2015 conference on empirical methods in natural language processing*, 1499–1509.
- Trouillon, T.; Welbl, J.; Riedel, S.; Gaussier, É.; and Bouchard, G. 2016. Complex embeddings for simple link prediction. In *International conference on machine learning*, 2071–2080. PMLR.
- Vashishth, S.; Sanyal, S.; Nitin, V.; and Talukdar, P. 2019. Composition-based Multi-Relational Graph Convolutional Networks. In *International Conference on Learning Representations*.
- Velickovic, P.; Fedus, W.; Hamilton, W. L.; Liò, P.; Bengio, Y.; and Hjelm, R. D. 2019. Deep Graph Infomax. *ICLR (Poster)*, 2(3): 4.
- Wang, H.; Zhang, F.; Xie, X.; and Guo, M. 2018. DKN: Deep knowledge-aware network for news recommendation. In *Proceedings of the 2018 world wide web conference*, 1835–1844.
- Wang, L.; Zhao, W.; Wei, Z.; and Liu, J. 2022. SimKGC: Simple Contrastive Knowledge Graph Completion with Pre-trained Language Models. In *Proceedings of the 60th Annual Meeting of the Association for Computational Linguistics (Volume 1: Long Papers)*, 4281–4294. Dublin, Ireland: Association for Computational Linguistics.
- Wang, Q.; Mao, Z.; Wang, B.; and Guo, L. 2017. Knowledge graph embedding: A survey of approaches and applications. *IEEE Transactions on Knowledge and Data Engineering*, 29(12): 2724–2743.
- Xiong, W.; Hoang, T.; and Wang, W. Y. 2017. DeepPath: A Reinforcement Learning Method for Knowledge Graph Reasoning. In *Proceedings of the 2017 Conference on Empirical Methods in Natural Language Processing*, 564–573.
- Yang, B.; Yih, W.-t.; He, X.; Gao, J.; and Deng, L. 2015. Embedding entities and relations for learning and inference in knowledge bases. *International Conference on Learning Representations*.
- Yang, Y.; Huang, C.; Xia, L.; and Li, C. 2022. Knowledge Graph Contrastive Learning for Recommendation. *SIGIR*.
- You, Y.; Chen, T.; Shen, Y.; and Wang, Z. 2021. Graph contrastive learning automated. In *International Conference on Machine Learning*, 12121–12132. PMLR.
- You, Y.; Chen, T.; Sui, Y.; Chen, T.; Wang, Z.; and Shen, Y. 2020. Graph contrastive learning with augmentations. *Advances in Neural Information Processing Systems*, 33: 5812–5823.
- Zhang, S.; Tay, Y.; Yao, L.; and Liu, Q. 2019. Quaternion knowledge graph embeddings. *Advances in neural information processing systems*, 32.
- Zhang, Z.; Cai, J.; and Wang, J. 2020. Duality-induced regularizer for tensor factorization based knowledge graph completion. *Advances in Neural Information Processing Systems*, 33: 21604–21615.
- Zhang, Z.; Cai, J.; Zhang, Y.; and Wang, J. 2020. Learning hierarchy-aware knowledge graph embeddings for link prediction. In *Proceedings of the AAAI Conference on Artificial Intelligence*, 3065–3072.
- Zhu, Y.; Xu, Y.; Yu, F.; Liu, Q.; Wu, S.; and Wang, L. 2020. Deep Graph Contrastive Representation Learning. In *ICML Workshop on Graph Representation Learning and Beyond*.