

NLO Oriented Event-Shape Distributions for Massive Quarks

Alejandro Bris,^{a,c} Nestor G. Gracia^b and Vicent Mateu^b

^a*Departamento de Física Teórica, Universidad Autónoma de Madrid,
E-28049, Madrid, Spain*

^b*Departamento de Física Fundamental e IUFFyM, Universidad de Salamanca,
E-37008 Salamanca, Spain*

^c*Instituto de Física Teórica UAM-CSIC,
E-28049 Madrid, Spain*

E-mail: alejandrob@uam.es, ngonzalez@usal.es, vmateu@usal.es

ABSTRACT: In this article we compute the cross section for the process $e^+e^- \rightarrow Q\bar{Q} + X$, with Q a heavy quark, differential in a given event shape e and the angle θ_T between the thrust axis and the beam direction. These observables are usually referred to as oriented event shapes, and it has been shown that the θ_T dependence can be split in two structures, dubbed the unoriented and angular terms. Since the unoriented part is already known, we compute the differential and cumulative distributions in fixed-order for the angular part up to $\mathcal{O}(\alpha_s)$. Our results show that, for the vector current, there is a non-zero $\mathcal{O}(\alpha_s^0)$ contribution, in contrast to the axial-vector current or for massless quarks. This entails that for the vector current one should expect singular terms at $\mathcal{O}(\alpha_s)$ as well as infrared divergences in real- and virtual-radiation diagrams that should cancel when added up. On the phenomenological side, and taking into account that electroweak factors enhance the vector current, it implies that finite bottom-mass effects are an important correction since they are not damped by a power of the strong coupling and therefore cannot be neglected in precision studies. Finally, we show that the total angular distribution for the vector current has a Sommerfeld enhancement at threshold.

Contents

1	Introduction	1
2	General Structure of the Computation	4
3	Phase Space in $d = 4 - 2\varepsilon$ Dimensions	5
4	Lowest Order Result	9
5	Virtual Contribution	10
6	Real Radiation and Total Angular Cross Section	11
6.1	Axial-vector current	13
6.2	Vector current	14
7	Event-shape differential Distributions	17
7.1	Axial-vector current	17
7.2	Vector current	17
7.3	Computation of Moments	19
8	Thrust and Heavy Jet Mass Distributions	20
8.1	Thrust	21
8.2	Heavy Jet Mass	24
9	Numerical Analysis	26
10	Conclusions	29

1 Introduction

Although the theoretical knowledge on massive event shapes still lags behind the astonishing precision achieved for massless jets, where some ingredients necessary for next-to-next-to-next-to-next-to-log (N^4LL) precision have been computed in Ref. [1, 2], recent years have witnessed a steady progress in the subject. On the fixed-order side, numerical results in the form of binned distributions can be obtained for unoriented cross sections up to $\mathcal{O}(\alpha_s^2)$ from partonic Monte Carlo computer programs [3–5]. Recently, full analytic control has been gained for the singular structures (that is, Dirac delta or plus functions) up to $\mathcal{O}(\alpha_s)$ while a highly efficient numerical strategy has been devised, such that machine-precision, unbinned distributions can be obtained in fractions of a second [6]. When it comes to resummation, factorization theorems for heavy quarks have been established for event shapes such as two-jettiness and hemisphere masses [7, 8], which can be easily adapted to C-jettiness [9], a generalization of C-parameter for massive quarks [10, 11]. In Ref [12] the computation of the NLO jet function for these observables in the P- and E-schemes [13] was carried out, and the relevant expressions for next-to-next-to-leading-log (N^2LL) resummation were provided. For 2-jettiness [14] and hemisphere masses, all necessary pieces to achieve next-to-next-to-next-to-log (N^3LL) precision are by now known [15–19]. Phenomenological

studies at this order have been carried out in Ref. [20], investigating the important role played by the soft-function and primary-quark mass renormalons in robust determinations of the top quark mass at a future linear collider, and how using the MSR scheme for the quark mass [21, 22] stabilizes the peak position order by order in perturbation theory. The PYTHIA 8.205 [23] top quark mass parameter is calibrated at N²LL in Ref. [24], showing it cannot be identified with the pole mass.

Similarly, our knowledge on cross sections in which no information on the event’s orientation with respect to the beam direction is retained (that is, when only the geometrical shape of the event is taken into account) is way more advanced than for the more differential case in which such orientation is recorded. One convenient, infrared- and collinear-safe way of determining the event’s orientation is measuring the angle formed by the e^+e^- beam direction and the thrust axis, defined as the unit vector \hat{n} that maximizes the sum appearing in the thrust event-shape’s definition [25]:

$$\tau = 1 - \max_{\hat{n}} \frac{\sum_i |\vec{p}_i \cdot \hat{n}|}{\sum_i |\vec{p}_i|}, \quad (1.1)$$

where the index i runs over all particles in the final state. This angle will be denoted by θ_T in what follows. An alternative possibility emerges in this case: measuring only the orientation but not the shape of the event itself. This gives rise to the so-called total oriented cross section R_{or} , an interesting observable which is more sensitive to α_s than the total cross section but suffers from milder hadronization corrections than differential event-shape distributions. Hence it emerges as a viable candidate for a competitive determination of the strong coupling.

Early studies of orientation in hadron production go back to Ref. [26], in which $\mathcal{O}(\alpha_s)$ analytical and $\mathcal{O}(\alpha_s^2)$ numerical results were provided for R_{or} . In the more recent work of Ref. [27] it was shown that the differential cross section in $\cos(\theta_T)$ can be decomposed into structures with orbital angular momentum 0 and 1. It is however more convenient to consider linear combinations of those such that one of them is the unoriented cross section and the other one vanishes upon integration over all angles:

$$\begin{aligned} \frac{1}{\sigma_0} \frac{d\sigma}{d\cos(\theta_T)de} &= \frac{3}{8} [1 + \cos^2(\theta_T)] \frac{1}{\sigma_0} \frac{d\sigma}{de} + [1 - 3\cos^2(\theta_T)] \frac{1}{\sigma_0} \frac{d\sigma_{\text{ang}}}{de}, \\ \frac{1}{\sigma_0} \frac{d\sigma}{de} &= \int_{-1}^1 d\cos(\theta_T) \frac{1}{\sigma_0} \frac{d\sigma}{d\cos(\theta_T)de}, \\ \frac{1}{\sigma_0} \frac{d\sigma_{\text{ang}}}{de} &= \frac{3}{8} \int_{-1}^1 d\cos(\theta_T) [2 - 5\cos^2(\theta_T)] \frac{1}{\sigma_0} \frac{d\sigma}{d\cos(\theta_T)de}, \\ R_{\text{ang}} &= \int de \frac{1}{\sigma_0} \frac{d\sigma_{\text{ang}}}{de}, \end{aligned} \quad (1.2)$$

where σ_0 is the Born cross section, that shall be defined later in this section, and R_{ang} is the total angular cross section, which does not depend on any particular event shape e . This result holds for massive or massless particles, and is valid for hadronic or partonic cross sections. In Ref. [27] it was shown that for massless quarks the angular term is zero at lowest order and at $\mathcal{O}(\alpha_s)$ analytic results were given for a number of event-shapes. Moreover, event-shape distributions do not have singular terms. Event2 [28] was used to obtain binned distributions at $\mathcal{O}(\alpha_s^2)$, what enabled a numerical determination of R_{ang} at this order by an extrapolation of the cumulative distribution for a set of event shapes. Remarkably, the obtained results were not compatible with the numbers quoted in Ref. [26] and to date the discrepancy stands.

Finally, in Ref. [29] a factorization theorem for the thrust angular distribution was derived in Soft-Collinear Effective Theory (SCET) [30–34], involving the known soft and jet functions but also additional hard and jet functions. Since, as already mentioned, the angular distribution is not singular, this new jet function is sub-leading in the SCET power counting and does not involve distributions. The new ingredients were computed at next-to-leading order (NLO), allowing next-to-leading-log (NLL) resummed precision.

Measurements of event shape distributions differential in θ_T are available from the DELPHI collaboration since long, see e.g. Ref. [35], where also a determination of the strong coupling is presented. Fixed-order theoretical expressions at $O(\alpha_s^2)$ were used, accounting for hadronization effects through parton shower Monte Carlos. A direct measurement of the angular cross section was performed by the OPAL collaboration, see Ref. [36]. To the best of our knowledge, no full fledged analysis beyond $O(\alpha_s^2)$, including resummation and with a consistent treatment of non-perturbative power corrections exists. There are, however, ongoing efforts to determine α_s from measurements of the total angular cross section.

In this work we take a first look at oriented event shapes initiated by massive jets. Exploring the fixed-order structure of the distribution at NLO is a necessary step before adapting the factorization theorem derived in Ref. [29]. We find that, in contrast to the massless situation, the vector current generates a (singular) contribution to the oriented cross section already at $O(\alpha_s^0)$. Therefore one expects (even more) singular structures at higher perturbative orders. In fact, we find the exact same structure as in Ref. [6]:

$$\begin{aligned} \frac{1}{\sigma_0^C} \frac{d\sigma_{\text{ang}}^C}{de} = & R_{\text{ang}}^{0,C}(\hat{m}) \delta[e - e_{\min}(\hat{m})] + C_F \frac{\alpha_s(\mu)}{\pi} A_e^{\text{ang},C}(\hat{m}) \delta[e - e_{\min}(\hat{m})] \\ & + C_F \frac{\alpha_s(\mu)}{\pi} B_{\text{plus}}^{\text{ang},C}(\hat{m}) \left[\frac{1}{e - e_{\min}(\hat{m})} \right]_+ + C_F \frac{\alpha_s(\mu)}{\pi} F_{C,e}^{\text{ang}}(e, \hat{m}) + O(\alpha_s^2), \end{aligned} \quad (1.3)$$

with $F_{C,e}^{\text{ang}}$ containing only non-singular terms. Here σ_0^C with $C = V, A$ for the vector and axial-vector currents, respectively, is the Born cross section, which we define as the lowest-order cross section for producing massless quarks mediated by a photon and a Z-boson, hence accounting for electroweak factors and the fact that quarks are produced in $N_c = 3$ colors

$$\begin{aligned} \sigma_0^V &= \frac{N_c}{3} \frac{4\pi\alpha_{\text{em}}^2}{s} \left[Q_q^2 + \frac{v_f^2(v_e^2 + a_e^2)}{(1 - \hat{m}_Z^2)^2 + (\frac{\Gamma_Z}{m_Z})^2} + \frac{2Q_q v_e v_f (1 - \hat{m}_Z^2)}{(1 - \hat{m}_Z^2)^2 + (\frac{\Gamma_Z}{m_Z})^2} \right], \\ \sigma_0^A &= \frac{N_c}{3} \frac{4\pi\alpha_{\text{em}}^2}{s} \left[\frac{a_f^2(v_e^2 + a_e^2)}{(1 - \hat{m}_Z^2)^2 + (\frac{\Gamma_Z}{m_Z})^2} \right]. \end{aligned} \quad (1.4)$$

Here $s = (p_1 + p_2)^2 \equiv Q^2$ is the center-of-mass energy squared with $p_{1,2}$ the 4-momenta of the initial-state leptons as shown in Fig. 2(a), $\hat{m}_Z = m_Z/Q$ the reduced mass of the Z-boson and Γ_Z its width, α_{em} the fine structure constant, Q_q the electric charge of the quark (not to be confused with the center-of-mass energy Q), and v_f and a_f the vector and axial-vector charges for the fermion f

$$v_f = \frac{T_3^f - 2Q_f \sin^2(\theta_W)}{\sin(2\theta_W)}, \quad a_f = \frac{T_3^f}{\sin(2\theta_W)}, \quad (1.5)$$

with T_3^f the third component of weak isospin and θ_W Weinberg's angle. In our case $f = q, e$ for quarks and electrons, respectively. For the axial-vector current one has $R_{\text{ang}}^{0,A} = A_e^{\text{ang},A} = B_{\text{plus}}^{\text{ang},A} = 0$ in Eq. (1.3). Therefore, for simplicity we adopt the convention $R_{\text{ang}}^0 \equiv R_{\text{ang}}^{0,V}$, $A_e^{\text{ang}} \equiv A_e^{\text{ang},V}$ and $B_{\text{plus}}^{\text{ang}} = B_{\text{plus}}^{\text{ang},V}$, and do not refer to the axial-current coefficients any more.

The Feynman diagram with a virtual gluon shown in Fig. 2(b) will also have a non-vanishing contribution. Since the massive quark form factor contains infrared (IR) divergences, they must be also present in the real-radiation contribution of Fig. 4, such that the sum of both contributions, after integrating their respective phase spaces, must be infrared finite. Therefore, we carry out the computation in $d = 4 - 2\varepsilon$ dimensions to regularize these divergences. For the axial-vector current the entire computation can be performed in 4 dimensions, but

as a cross check we also kept $d = 4 - 2\varepsilon$. Our strategy will be to project out the angular pieces using the third line of Eq. (1.2) at very early stages of the calculation. As a cross check, we have also computed directly the complete θ_T -differential distribution, verifying that dimensional regularization does not introduce additional angular structures and finding the same result as the direct computation presented in the bulk of this manuscript.

This paper is organized as follows: in Sec. 2 we sketch the general structure of the computation, giving explicit expressions at each order in the strong coupling; the d -dimensional phase space for two and three particles, differential in the polar angle of the particles' momenta, is derived in Sec. 3, along with a discussion on the projection into the thrust axis and some angular master integrals; in Sec. 4 the result at $O(\alpha_s^0)$ is computed, together with the Born cross section for massless quarks in d dimensions (that is, our normalization); the virtual radiation contribution is computed in Sec. 5, while the real radiation, which is the most involved computation, is contained in Sec. 6. The final form of the differential cross section is derived in Sec. 7, while in Sec. 8 we present analytic results for the 2-jettiness and heavy-jet-mass differential distributions, and closed integral forms for their cumulative counterparts. A number of consistency checks on our computations and an extended numerical analysis is to be found in Sec. 9, while Sec. 10 contains our conclusions.

2 General Structure of the Computation

The observables under study are inclusive in the number of particles produced, and therefore can be written as the incoherent sum of exclusive cross sections in which $n \geq 2$ partons are produced. The amplitude for each one of these n -particle cross sections is the coherent sum of diagrams having the same external legs but different internal propagators. Since individual n -parton contributions are IR divergent, to ensure an IR-finite result one has to consistently truncate the coherent and incoherent sums such that only terms up to a given power of α_s in the incoherent cross section are retained.

Since we consider electroweak interactions at Born level only, Feynman diagrams at any order in perturbation theory and with an arbitrary number of partons in the final state will have the factors involving the initial-state leptons and γ/Z -boson propagator in common. We can therefore factorize those ahead of time. The amplitude with n partons can be written as (we omit the dependence on the particles momenta)

$$\mathcal{M}_{n\lambda}^C = \frac{g_{\text{em}}^2}{s} L_{p\mu} H_{n\lambda}^{C,\mu}, \quad H_{n\lambda}^{C,\mu} = \left[\frac{\alpha_s(\mu)}{\pi} \right]^{\frac{n-2}{2}} \sum_{i=0}^{\infty} \left[\frac{\alpha_s(\mu)}{\pi} \right]^i h_{ni\lambda}^{C,\mu}, \quad (2.1)$$

with g_{em} and g_s the electromagnetic and strong couplings, respectively, and L_p^μ the leptonic part of the diagrams. The subscripts p and λ stand for the polarization of the initial- and final-state particles, respectively. The hadronic vector $H_{n\lambda}^\mu$ accounts for all the quantum corrections $h_{ni\lambda}^{C,\mu}$ with i loops, for a fixed number n of external partons. For convenience we have explicitly factored out all powers of the strong coupling. Removal of ultraviolet (UV) divergences can be carried out at the level of the amplitudes, therefore the strong coupling, quark masses (which are not explicitly shown) and $h_{ni\lambda}^{C,\mu}$ appearing in Eq. (2.1) are already renormalized (and as such, μ dependent). The matrix element squared for the cross section with n particles, averaged (summed) over the initial (final) polarizations can be written as

$$M_n \equiv \frac{1}{4} \sum_{\lambda} |\mathcal{M}_{n\lambda}^C|^2 = L_{\mu\nu} \frac{g_{\text{em}}^4}{s^2} \left[\frac{\alpha_s(\mu)}{\pi} \right]^{n-2} H_n^{C,\mu\nu}, \quad H_n^{C,\mu\nu} = \sum_{i=0}^{\infty} \left[\frac{\alpha_s(\mu)}{\pi} \right]^i H_{ni}^{C,\mu\nu}, \quad (2.2)$$

$$H_{ni}^{C,\mu\nu} = \sum_{j=0}^i \sum_{\lambda} h_{nj\lambda}^{C,\mu} [h_{n,i-j,\lambda}^{C,\nu}]^\dagger, \quad L_{\mu\nu} = \frac{1}{4} \sum_p L_p^\mu L_p^{\nu\dagger} = p_1^\mu p_2^\nu + p_2^\mu p_1^\nu - \frac{s}{2} g^{\mu\nu}.$$

We can now deal with the incoherent sum over channels with different number of particles in the final state. At this point we add the flux factor and, in order to measure an event shape denoted generically by e , insert a Dirac delta function:¹

$$\begin{aligned} \frac{1}{\sigma_0^V} \frac{d\sigma_{\text{ang}}^C}{de} &= \sum_{n=0}^{\infty} \left[\frac{\alpha_s(\mu)}{\pi} \right]^n f_{e,n}^{\text{ang},C} \left(\hat{m}, e, \frac{\mu}{Q} \right), \quad R_{\text{ang}}^C = \sum_{n=0}^{\infty} \left[\frac{\alpha_s(\mu)}{\pi} \right]^n R_n^{\text{ang},C} \left(\hat{m}, \frac{\mu}{Q} \right), \quad (2.3) \\ f_{e,n}^{\text{ang},C} \left(\hat{m}, e, \frac{\mu}{Q} \right) &= \frac{9\pi L_{\mu\nu}}{4N_c s^2} \sum_{i=0}^n \int dQ_{n-i+2} H_{n+2-i,i}^{C,\mu\nu} \delta[e - e(Q_n)] [2 - 5 \cos^2 \theta_T(Q_n)], \\ R_n^{\text{ang},C} \left(\hat{m}, \frac{\mu}{Q} \right) &= \int de f_{e,n}^{\text{ang},C} \left(e, \hat{m}, \frac{\mu}{Q} \right), \end{aligned}$$

where dQ_n stands for the Lorentz-invariant n -particle phase space. Here $e(Q_n)$ and $\theta_T(Q_n)$ return respectively the value of the event shape e and angle θ_T at the phase space point Q_n . In the previous equation, as anticipated, we have projected out the angular piece. For $n = 2$ one has that $e(Q_n) = e_{\min}$, the lowest possible value of the event shape and $\theta_T(Q_n) = \theta$ is the angle formed by the massive quark and the beam. In the next sections we compute the first two perturbative orders:

$$H_0^C \equiv L_{\mu\nu} \int dQ_2 H_{20}^{C,\mu\nu}, \quad H_1^C \equiv L_{\mu\nu} \left[\int dQ_2 H_{21}^{C,\mu\nu} + \int dQ_3 H_{30}^{C,\mu\nu} \right], \quad (2.4)$$

with $H_{21}^{C,\mu\nu} = 2\text{Re}\{\sum_{\lambda} h_{20,\lambda}^{C,\mu} [h_{21,\lambda}^{C,\nu}]^\dagger\}$ and $H_{30}^{C,\mu\nu} = \sum_{\lambda} h_{30,\lambda}^{C,\mu} [h_{30,\lambda}^{C,\nu}]^\dagger$. Finally, $h_{30,\lambda}^{C,\mu}$ has contributions from two different Feynman diagrams.

3 Phase Space in $d = 4 - 2\varepsilon$ Dimensions

Given that the real- and virtual-radiation contributions at NLO are afflicted by IR divergences that cancel when adding up the two, one needs to regularize these singularities in individual terms. Since QCD is a non-abelian gauge theory, regulators such as a gluon mass are not advisable as they explicitly break gauge symmetry. Moreover, a gluon mass would translate into an additional scale and complicate computations unnecessarily. On the other hand, dimensional regularization is gauge invariant and does not introduce additional energy scales, but causes some spurious terms that cancel when adding up all contributions.

For the tree-level and virtual-radiation contributions we will need the 2-body phase space differential in the polar angle for $d = 4 - 2\varepsilon$ dimensions. We therefore consider the z axis pointing in the beam direction and the two final-state particles with equal non-zero mass m . Including the flux factor one gets:

$$\frac{1}{2s} \frac{dQ_2}{d\cos(\theta)} = \frac{\beta^{1-2\varepsilon} \sin^{-2\varepsilon}(\theta)}{2^{5-4\varepsilon} s^{1+\varepsilon} \Gamma(1-\varepsilon) \pi^{1-\varepsilon}}, \quad (3.1)$$

with $\beta \equiv \sqrt{1 - 4\hat{m}^2}$ the quark velocity in the center of mass frame, and $\hat{m} = m/Q$ the quark reduced mass. Here θ stands for the angle defined by the quark's 3-momentum and the beam direction, which is identified with θ_1 — which defines the z axis —, the first polar angle of the $(3 - 2\varepsilon)$ -dimensional spherical coordinates. Upon integration over θ , which ranges from 0 to π , one recovers the well-known result for the totally integrated phase space, as given for instance in Eq. (3.5) of Ref. [6]. As expected, if $\varepsilon = 0$ the flux-normalized 2-particle phase space has dimensions of an area in natural units.

¹In practice, to compute $R_n^{\text{ang},C}$ one can simply use the integral formula for $f_{e,n}^C$ but dropping $\delta[e - e(Q_n)]$.

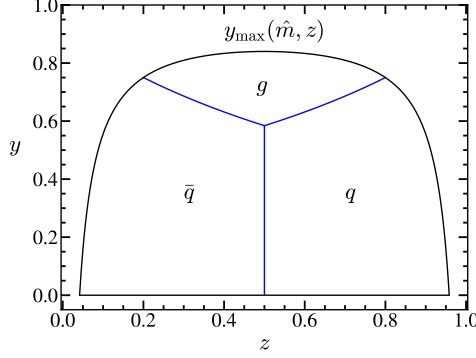


Figure 1. Dalitz region in (z, y) coordinates for two massive quarks and a gluon. In addition to the phase-space boundaries, in black, we show in blue the borders between the regions in which the thrust axis points into the direction of the quark, anti-quark or gluon 3-momentum. To generate the plot we use $m/Q = 0.2$.

For the real-radiation contribution at NLO we need the 3-particle phase space. We consider now two particles with equal mass m (quarks, labeled 1 and 2) and a massless particle (gluon, labeled 3). We introduce the dimensionless variables $x_i \equiv 2E_i/Q$ with E_i the energy of the i -th particle measured in the center-of-mass frame and $i = 1, 2, 3$. Conservation of energy implies $x_1 + x_2 + x_3 = 2$. We again define our z axis in the beam direction, such that momentum conservation in the z direction implies

$$\beta_1 \cos(\theta_1) + \beta_2 \cos(\theta_2) + x_3 \cos(\theta_3) = 0, \quad (3.2)$$

where we have defined $\beta_i \equiv 2|\vec{p}_i|/Q = \sqrt{x_i^2 - 4\hat{m}_i^2}$ — not to be confused with the particle's velocity — with $\hat{m}_1 = \hat{m}_2 = \hat{m}$ and $\hat{m}_3 = 0$. One has that $x_i \geq 2\hat{m}$ within the phase space.

For simplicity we define the x axis such that \vec{p}_1 has no y component and a positive projection on the x axis (that is, through the Gram-Schmidt process):

$$\hat{u}_x = \frac{\vec{p}_1 - (\vec{p}_1 \cdot \hat{u}_z)\hat{u}_z}{\sqrt{|\vec{p}_1|^2 - (\vec{p}_1 \cdot \hat{u}_z)^2}}. \quad (3.3)$$

Here \hat{u}_i with $i = x, y, z$ are three unitary vectors pointing in the direction of the respective coordinate axes. To define the y axis we use once again the Gram-Schmidt procedure:

$$\hat{u}_y = \frac{\vec{p}_2 - (\vec{p}_2 \cdot \hat{u}_z)\hat{u}_z - (\vec{p}_2 \cdot \hat{u}_x)\hat{u}_x}{\sqrt{|\vec{p}_2|^2 - (\vec{p}_2 \cdot \hat{u}_z)^2 - (\vec{p}_2 \cdot \hat{u}_x)^2}}, \quad (3.4)$$

such that, by construction, $\hat{u}_y \cdot \vec{p}_2 > 0$, which is exactly what we need to define spherical coordinates in a coherent way in our $(3 - 2\varepsilon)$ -dimensional euclidean vector space. This choice greatly simplifies the computations but, however, implies $\hat{u}_x \times \hat{u}_y = \text{sign}[\hat{u}_z \cdot (\vec{p}_1 \times \vec{p}_2)]\hat{u}_z$, so that the axes orientation is not always standard. Since there are no outer products in our matrix elements this fact is irrelevant. Moreover, the inner product $\vec{p}_1 \cdot \vec{p}_2$ can take positive and negative values. In any case, to avoid this issue, whenever $\hat{u}_z \cdot (\vec{p}_1 \times \vec{p}_2) < 0$ one can use \vec{p}_2 first to define the x axis followed by \vec{p}_1 that fixes the y axis.

To compute oriented event shapes we need the phase space differential in the quark and anti-quark energies, as well as in the angles θ_i and θ_j defined by the 3-momenta of particles i and j , and the beam. The indices i and j can be chosen freely and do not necessarily need to coincide with the quark energies (that is, we are not forced to choose $i = 1$ and $j = 2$, but of course $i \neq j$). The angles $\hat{\theta}_{ij}$ formed by the 3-momenta of any two

different particles in the final state do not depend on θ_i or θ_j (ergo, do not depend on the orientation), and can be expressed in terms of masses and energies as follows:

$$\begin{aligned}\sin^2(\tilde{\theta}_{ij}) &= \frac{4[(1-x_1)(1-x_2)(x_1+x_2-1) - \hat{m}^2 x_3^2]}{\beta_i^2 \beta_j^2} \equiv \frac{4\xi(\hat{m}, x_1, x_2)}{\beta_i^2 \beta_j^2}, \\ \cos(\tilde{\theta}_{ij}) &= \frac{x_i x_j - 2(x_i + x_j - 1) - 4\hat{m}_i \hat{m}_j}{\beta_i \beta_j}.\end{aligned}\quad (3.5)$$

The first line result shows that $\beta_i \beta_j \sin(\tilde{\theta}_{ij}) = \sqrt{4\xi(\hat{m}, x_1, x_2)}$ is independent of i and j as long as $i \neq j$. Since $0 \leq \theta_{ij} \leq \pi$ one has that $\sin(\tilde{\theta}_{ij}) \geq 0$ anywhere in the phase space such that the square root can be computed unambiguously. Including the flux factor one finds the following result for the 3-particle phase space in $d = 4 - 2\varepsilon$ dimensions:

$$\begin{aligned}\frac{dQ_3}{2s} &= \frac{4^\varepsilon s^{-2\varepsilon}}{2(4\pi)^{4-2\varepsilon} \Gamma(1-2\varepsilon)} \int dx_1 dx_2 d\cos(\theta_i) d\cos(\theta_j) \frac{\beta_i^{-2\varepsilon} \beta_j^{-2\varepsilon} \theta(h_{ij})}{h_{ij}^{1/2+\varepsilon}}, \\ h_{ij} &= \sin^2(\tilde{\theta}_{ij}) - \cos^2(\theta_i) - \cos^2(\theta_j) + 2\cos(\tilde{\theta}_{ij})\cos(\theta_i)\cos(\theta_j) \\ &= [\cos(\theta_i) - \cos(\theta_{ij}^-)][\cos(\theta_j^+) - \cos(\theta_i)], \\ \cos(\theta_{ij}^\pm) &= \cos(\tilde{\theta}_{ij})\cos(\theta_j) \pm \sin(\tilde{\theta}_{ij})\sin(\theta_j) = \cos(\tilde{\theta}_{ij} \mp \theta_j).\end{aligned}\quad (3.6)$$

As expected, the flux-normalized 3-particle phase space is dimensionless for $\varepsilon \rightarrow 0$. Here θ_i is identified with the first polar angle θ_i^1 in the $(3-2\varepsilon)$ -dimensional spherical coordinates that specify the direction of the i -th particle's 3-momentum. For simplicity we carry out our discussion for the choice $i = 1, j = 2$, but the result is valid for any other pair of values, as shall be proven later. Our axes choice is such that, as far as particle 1 is concerned, there is no angular dependence except for $\theta_1^1 \equiv \theta_1$, therefore we can integrate $\theta_1^{n>1}$ getting simply a solid angle. There is, however, dependence on $\theta_2^1 \equiv \theta_2$, and θ_2^2 , the two polar angles that specify the direction of \vec{p}_2 . We stress that since $\hat{u}_y \cdot \vec{p}_2 > 0$ one has $0 \leq \theta_2^2 \leq \pi$, such that θ_2^2 is necessarily a polar angle, not azimuthal. We therefore can integrate $\theta_2^{n>2}$ getting again a solid angle. We note that in $d-1$ dimensions there is a single azimuthal angle $\phi \equiv \theta_{d-1}$ that is always integrated over in our computations. The dependence on θ_2^2 comes solely from the scalar product

$$\vec{p}_1 \cdot \vec{p}_2 = |\vec{p}_1| |\vec{p}_2| \cos(\theta_{12}) = \frac{Q^2}{4} \beta_1 \beta_2 [\sin(\theta_1) \sin(\theta_2) \cos(\varphi_2) + \cos(\theta_1) \cos(\theta_2)], \quad (3.7)$$

that appears in the Dirac delta function enforcing energy conservation. We integrate θ_2^2 against this delta function to obtain the result in Eq. (3.6).²

Before we go on, we pause and show that $\int d\cos(\theta_i) d\cos(\theta_j) \beta_i^{-2\varepsilon} \beta_j^{-2\varepsilon} / h_{ij}^{1/2+\varepsilon}$ does not depend on the values of i and j as long as $i \neq j$. To that end we need to use the following relations:

$$1 + \frac{\beta_k^2}{\beta_\ell^2} - \frac{2\beta_k}{\beta_\ell} \cos(\tilde{\theta}_{12}) = \frac{x_3^2}{\beta_\ell^2}, \quad \frac{\beta_k}{\beta_\ell} + \cos(\tilde{\theta}_{12}) = -\frac{x_3}{\beta_\ell} \cos(\tilde{\theta}_{13}), \quad (3.8)$$

with $k, \ell \leq 2$ and $k \neq \ell$. Using Eq. (3.2) to express $\cos(\theta_2)$ [$\cos(\theta_1)$] as a linear combination of $\cos(\theta_1)$ [$\cos(\theta_2)$] and $\cos(\theta_3)$, with the help of Eq. (3.8) it is trivial to show $h_{12} = (x_3/\beta_2)^2 h_{13} = (x_3/\beta_1)^2 h_{23}$ and $d\cos(\theta_1) d\cos(\theta_2) = (x_3/\beta_2) d\cos(\theta_1) d\cos(\theta_3) = (x_3/\beta_1) d\cos(\theta_2) d\cos(\theta_3)$. The first result implies that $\theta(h_{ij})$ does not depend on i or j , and together with the second it is immediate to check that

$$\int d\cos(\theta_1) d\cos(\theta_2) \frac{\beta_1^{-2\varepsilon} \beta_2^{-2\varepsilon}}{h_{12}^{1/2+\varepsilon}} = \int d\cos(\theta_1) d\cos(\theta_3) \frac{\beta_1^{-2\varepsilon} \beta_3^{-2\varepsilon}}{h_{13}^{1/2+\varepsilon}} = \int d\cos(\theta_2) d\cos(\theta_3) \frac{\beta_2^{-2\varepsilon} \beta_3^{-2\varepsilon}}{h_{23}^{1/2+\varepsilon}}. \quad (3.9)$$

²Enforcing 4-momentum conservation in Eq. (3.7) one obtains the result in the second line of Eq. (3.5).

The Heaviside function $\theta(h_{ij})$ makes that, for a fixed value of θ_j , the integration limits for θ_i coincide with θ_{ij}^\pm (note that $\theta_{ij}^\pm \neq \theta_{ji}^\pm$ even though $h_{ij} = h_{ji}$ and $\tilde{\theta}_{ij} = \tilde{\theta}_{ji}$). Let us provide some master integrals that will become necessary for projecting out the angular structure when dealing with real radiation [for simplicity the step function $\theta(h_{12})$ is over understood]:³

$$\begin{aligned} \frac{4^\varepsilon}{\Gamma(1-2\varepsilon)} \int \frac{d\cos(\theta_1)d\cos(\theta_2)\cos^{2k}(\theta_j)}{\beta_1^{2\varepsilon}\beta_2^{2\varepsilon}h_{12}^{1/2+\varepsilon}} &= \frac{2\pi(2k)!\xi^{-\varepsilon}(\hat{m}, x_1, x_2)}{4^k k! (\frac{3}{2}-\varepsilon)_k \Gamma(2-2\varepsilon)}, \\ \frac{4^\varepsilon}{\Gamma(1-2\varepsilon)} \int \frac{d\cos(\theta_1)d\cos(\theta_2)\cos(\theta_i)\cos^{2k+1}(\theta_j)}{\beta_1^{2\varepsilon}\beta_2^{2\varepsilon}h_{12}^{1/2+\varepsilon}} &= \frac{2\pi[2(k+1)]!\cos(\tilde{\theta}_{ij})\xi^{-\varepsilon}(\hat{m}, x_1, x_2)}{4^{k+1}(k+1)!(\frac{3}{2}-\varepsilon)_{k+1}\Gamma(2-2\varepsilon)}, \\ \frac{4^\varepsilon}{\Gamma(1-2\varepsilon)} \int \frac{d\cos(\theta_1)d\cos(\theta_2)\cos^2(\theta_i)\cos^{2k}(\theta_j)}{\beta_1^{2\varepsilon}\beta_2^{2\varepsilon}h_{12}^{1/2+\varepsilon}} &= \frac{\pi(2k)![1+2k\cos^2(\tilde{\theta}_{ij})]\xi^{-\varepsilon}(\hat{m}, x_1, x_2)}{4^k k! (\frac{3}{2}-\varepsilon)_{k+1}\Gamma(2-2\varepsilon)}, \end{aligned} \quad (3.11)$$

with k a non-negative integer number, $i, j = 1, 2, 3$ and $(a)_n = \Gamma(a+n)/\Gamma(a)$ the Pochhammer symbol. Of course one has $\cos(\tilde{\theta}_{ii}) = 1$, and in that sense the first line is contained in the second and third if one sets $i = j$. Likewise, for $i = j$ the second and third lines become equal, as can be easily checked. Setting $k = 0$ in the third line is identical to setting $k = 1$ in the first. Finally, if the power of $\cos(\theta_j)$ on the upper or lower (middle) lines is set to an odd (even) number, the integral vanishes. Using the first line of Eq. (3.11) with $k = 0$ one can integrate θ_i and θ_j in Eq. (3.6) to recover the known result for the angular-integrated 3-particle phase space in d dimensions, as given in Eq. (3.6) of Ref. [6].

While the Dalitz region looks somewhat awkward when expressed in terms of the x_i variables, it takes a much simpler and more symmetric form if the following change of variables is implemented: $x_1 = 1 - (1-z)y$, $x_2 = 1 - zy$, making the soft limit $y \rightarrow 0$ apparent as $y = x_3$ is proportional to the gluon energy. The Dalitz region is now specified by the conditions $z_- \leq z \leq z_+$ and $0 \leq y \leq y_{\max}(\hat{m}, z)$, with z_\pm and the symmetric function $y_{\max}(\hat{m}, z) = y_{\max}(\hat{m}, 1-z)$ defined as:

$$y_{\max}(\hat{m}, z) = 1 - \frac{\hat{m}^2}{z(1-z)}, \quad z_\pm \equiv \frac{1 \pm \beta}{2}. \quad (3.12)$$

Since we aim to obtain a distribution differential in θ_T and the thrust axis coincides with the direction of the particle with largest 3-momentum magnitude, it is clear that $\theta_T = \theta_i$ if $\beta_i = \max\{\beta_1, \beta_2, \beta_3\}$. Hence we can design a function that will project out the correct value of θ_T depending on the phase-space point:

$$\begin{aligned} \delta_T^{(3)} &= \theta(2z-1)\theta[y_\tau(\hat{m}, 1-z)-y]\delta[\cos(\theta_T)-\cos(\theta_1)] \\ &\quad + \theta(1-2z)\theta[y_\tau(\hat{m}, z)-y]\delta[\cos(\theta_T)-\cos(\theta_2)] \\ &\quad + \theta[y-y_\tau(\hat{m}, z)]\theta[y-y_\tau(\hat{m}, 1-z)]\delta[\cos(\theta_T)-\cos(\theta_3)] \equiv \delta_T^{(1)} + \delta_T^{(2)} + \delta_T^{(3)}, \end{aligned} \quad (3.13)$$

where we assume that $\delta_T^{(3)}$ acts only inside the Dalitz region. We have defined the function

$$y_\tau(\hat{m}, z) = \frac{\sqrt{1-4\hat{m}^2(1-z^2)}-z}{1-z^2}, \quad (3.14)$$

³To obtain these results we use the fact that $\int d\cos(\theta_i)d\cos(\theta_j)\beta_i^{-2\varepsilon}\beta_j^{-2\varepsilon}/h_{ij}^{1/2+\varepsilon}$ does not depend on the values of i and j as long as $i \neq j$ and the following integrals:

$$\begin{aligned} \frac{1}{\Gamma(1-2\varepsilon)} \int \frac{d\cos(\theta_i)\cos^n(\theta_i)}{\beta_i^{2\varepsilon}\beta_j^{2\varepsilon}h_{ij}^{1/2+\varepsilon}} &= \frac{\pi\xi^{-\varepsilon}(\hat{m}, x_1, x_2)\sin^{-2\varepsilon}(\theta_j)}{\Gamma(1-\varepsilon)^2} \times \begin{cases} 1 & n=0 \\ \cos(\tilde{\theta}_{ij})\cos(\theta_j) & n=1 \\ \frac{\cos^2(\theta_2)[2(1-\varepsilon)-(3-2\varepsilon)\sin^2(\tilde{\theta}_{ij})]+\sin^2(\tilde{\theta}_{ij})}{2(1-\varepsilon)} & n=2 \end{cases} \\ \frac{4^\varepsilon}{\Gamma(1-\varepsilon)^2} \int_{-1}^1 dx (1-x^2)^{-\varepsilon} x^{2k} &= \frac{2^{1-2k}(2k)!}{k!\Gamma(2-2\varepsilon)(\frac{3}{2}-\varepsilon)_k}. \end{aligned} \quad (3.10)$$

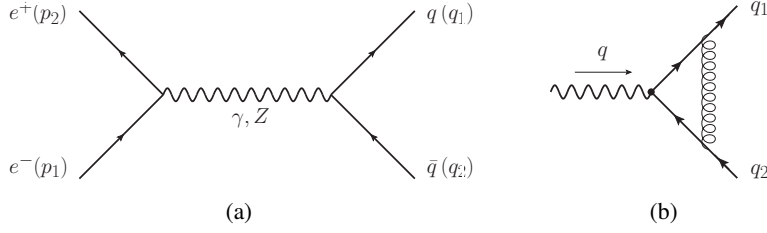


Figure 2. Panel (a): Lowest-order Feynman diagram contributing to oriented event shapes for massive quarks. The distribution is proportional to a Dirac delta function. Panel (b): Feynman diagram representing the vector and axial-vector form factors for massive quarks.

which, for $\hat{m} \leq z \leq 1/2$ sets the limit between the regions in which the thrust axis points into the anti-quark or gluon momenta. Likewise, $y_\tau(\hat{m}, 1 - z)$ for $1/2 \leq z \leq 1 - \hat{m}$ is the limit between the regions in which it points into the momenta of the quark and gluon. For completeness, the boundary between the regions in which it points in the same direction as the quark or anti-quark momenta is parametrized by $z = 1/2$ and $0 \leq y \leq 4(\sqrt{1 - 3\hat{m}^2} - 1/2)/3 \equiv y_{\text{middle}}(\hat{m})$. The Dalitz region, along with these borders, is depicted in Fig. 1.⁴

Since in this article we exclusively deal with the angular distribution, we can project out this term using Eq. (3.13) and the third line of Eq. (1.2) to obtain the following integration kernel for 3-particle contributions:

$$K(\theta_i, y, z) = \frac{3}{8} \int_{-1}^1 d\cos(\theta_T) [2 - 5 \cos^2(\theta_T)] \delta_T^{(3)} = \frac{3}{8} \left\{ \theta(2z - 1) \theta[y_\tau(\hat{m}, 1 - z) - y] [2 - 5 \cos^2(\theta_1)] \right. \\ \left. + \theta(1 - 2z) \theta[y_\tau(\hat{m}, z) - y] [2 - 5 \cos^2(\theta_2)] + \theta[y - y_\tau(\hat{m}, z)] \theta[y - y_\tau(\hat{m}, 1 - z)] [2 - 5 \cos^2(\theta_3)] \right\}. \quad (3.15)$$

4 Lowest Order Result

Although the results for the massive cross section at lowest order are known since long, we sketch the computation as it sets the basis for the more complex NLO case. Furthermore, the results presented in this section with the quark mass set to zero constitute the normalization of the cross section at any order. To make each step of the computation free from spurious logarithms with dimensionful arguments that would otherwise appear when expanding the results in ε — as an artifact of having d -dimensional phase space integrals —, we normalize the distributions with the d -dimensional Born cross section. A standard computation yields the following result for the hadronic tensor

$$H_{2,0}^{C,\mu\nu} = 4 \left\{ q_2^\mu q_1^\nu + q_1^\mu q_2^\nu - \frac{1}{2} [s + 2(1 \mp 1)m^2] g^{\mu\nu} \right\}, \quad (4.1)$$

where in \mp the upper (lower) part corresponds to the vector (axial-vector) current. Taking the massless limit, including the flux factor and integrating over the phase space one obtains the d -dimensional point-like cross section (which is nothing else than the Born cross section for massless quarks if only a virtual photon is exchanged):

$$\sigma_B = N_c Q_q^2 \frac{(4\pi)^{1+\varepsilon} (1 - \varepsilon) \Gamma(2 - \varepsilon) \alpha_{\text{em}}^2}{(3 - 2\varepsilon) \Gamma(2 - 2\varepsilon) s^{1+\varepsilon}}. \quad (4.2)$$

If quark masses are not neglected and the polar angle is left unintegrated one obtains the following result for the vector and axial-vector currents:

⁴The equivalent Fig. 5 in Ref. [6] has the labels q and \bar{q} swapped.

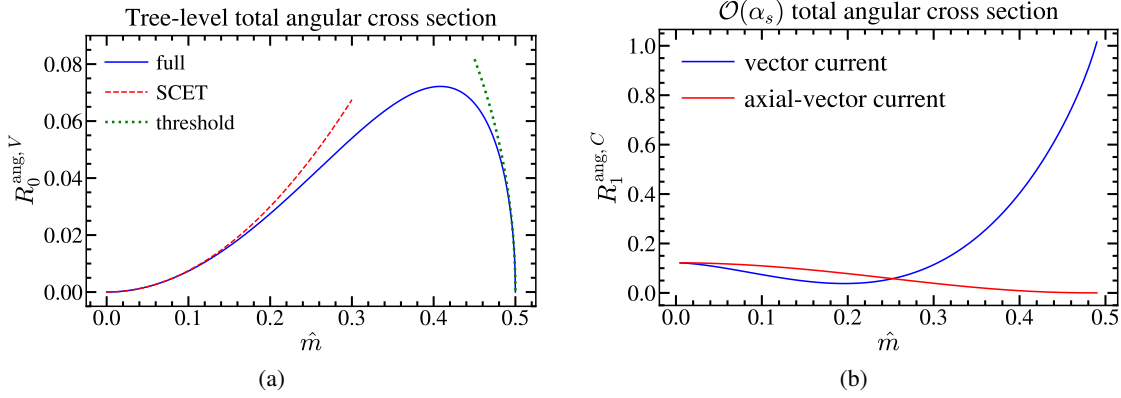


Figure 3. Total angular cross section at $O(\alpha_s^0)$ [panel (a)] for the vector current $R_0^{\text{ang},V}(\hat{m})$ in solid blue, together with its SCET (dashed red) and threshold (dotted green) approximations, and at $O(\alpha_s)$ [panel (b)] for vector (blue) and axial-vector (red) currents. The $R_0^{\text{ang},V}(\hat{m})$ cross section vanishes in the massless limit $\hat{m} = 0$ and at threshold $\hat{m} = 1/2$, as opposed to $R_1^{\text{ang},C}(0)$. While $R_1^{\text{ang},A}(1/2) = 0$, one has that $R_1^{\text{ang},C}(0)$ and $R_1^{\text{ang},V}(1/2)$ are both non-zero.

$$\begin{aligned} \frac{1}{\sigma_0^V} \frac{d\sigma_{\text{tree}}^V}{d\cos(\theta)} &= \frac{(3-2\varepsilon)\Gamma(2-2\varepsilon)}{2^{3-2\varepsilon}\Gamma^2(2-\varepsilon)} \beta^{1-2\varepsilon} \sin^{-2\varepsilon}(\theta) [2(1-\varepsilon) - \beta^2 \sin^2(\theta)], \\ \frac{1}{\sigma_0^A} \frac{d\sigma_{\text{tree}}^A}{d\cos(\theta)} &= \frac{(3-2\varepsilon)\Gamma(2-2\varepsilon)}{2^{3-2\varepsilon}\Gamma^2(2-\varepsilon)} \beta^{3-2\varepsilon} \sin^{-2\varepsilon}(\theta) [1 - 2\varepsilon + \cos^2(\theta)]. \end{aligned} \quad (4.3)$$

Both results shown above coincide for $\beta = 1$. We can project out the total angular cross section using the last line of Eq. (1.2) and the second line of Eq. (3.10), obtaining

$$\begin{aligned} R_0^{\text{ang},V} &= \frac{3\beta^{1-2\varepsilon}}{16(1-\varepsilon)} \frac{[5 + 8\varepsilon^2 - 22\varepsilon - \beta^2(5-4\varepsilon)]}{5-2\varepsilon} \xrightarrow{\varepsilon=0} \frac{3\hat{m}^2\beta}{4}, \\ R_0^{\text{ang},A} &= -\frac{3\beta^{3-2\varepsilon}}{8} \frac{\varepsilon(9-4\varepsilon)}{(1-\varepsilon)(5-2\varepsilon)} \xrightarrow{\varepsilon=0} 0, \end{aligned} \quad (4.4)$$

where, the tree-level Born-normalized differential distribution is simply $f_{e,0}^{\text{ang},C} = R_0^{\text{ang},C} \delta[e - e_{\min}(\hat{m})]$. A graphical representation of $R_0^{\text{ang},V}$ is shown in Fig. 3(a), together with its massless and threshold expansions. For the axial-vector current we obtain a vanishing result, but the vector result only becomes zero in the $\hat{m} \rightarrow 0$ limit. As anticipated, this will significantly complicate the NLO computation.

5 Virtual Contribution

As long as IR singularities are handled in dimensional regularization, the computation of the virtual contribution is very similar to the lowest-order term outlined in Sec. 4. We take advantage of the well known results for the so-called vector and axial-vector form factors for massive quarks shown in Fig 2(b), which, after accounting for the wave function renormalization Z_q^{OS} , should be UV finite due to current conservation, making the present $1/\varepsilon$

pole of IR origin. The general form of the wave-function-corrected form factors up to one loop is as follows ⁵

$$\begin{aligned} V^\mu &= \left[1 + C_F \frac{\alpha_s}{\pi} A(\hat{m}) \right] \gamma^\mu + C_F \frac{\alpha_s}{\pi} \frac{B(\hat{m})}{2m} (q_1 - q_2)^\mu, \\ A^\mu &= \left[1 + C_F \frac{\alpha_s}{\pi} C(\hat{m}) \right] \gamma^\mu \gamma_5 + C_F \frac{\alpha_s}{\pi} \frac{D(\hat{m})}{2m} \gamma_5 q^\mu, \end{aligned} \quad (5.1)$$

with $q = q_1 + q_2$ the photon or Z-boson momentum, and q_i with $i = 1, 2$ the quark and anti-quark momenta, respectively. Vector current conservation implies $q_\mu V^\mu = 0$ and also ensures that the term proportional to $D(\hat{m})$ from the axial-vector current will vanish when contracted with the leptonic tensor. For our purposes we only need the real part of the A , B and C coefficients that can be written as [37, 38]

$$\begin{aligned} \text{Re}[A(\hat{m})] &= \left(\frac{1 + \beta^2}{2\beta} L_\beta - \frac{1}{2} \right) \left[\frac{1}{\varepsilon} - 2 \log\left(\frac{m}{\mu}\right) \right] + A_{\text{reg}}(\hat{m}), \\ A_{\text{reg}}(\hat{m}) &= \frac{3}{2} \beta L_\beta - 1 + \frac{1 + \beta^2}{4\beta} \left[\pi^2 - 2L_\beta^2 - 2 \text{Li}_2\left(\frac{2\beta}{1 + \beta}\right) \right], \\ \text{Re}[C(\hat{m})] &= \text{Re}[A(\hat{m})] + \frac{4\hat{m}^2}{\beta} L_\beta, \end{aligned} \quad (5.2)$$

where we have defined $L_\beta \equiv \log[(1 + \beta)/(2\hat{m})]$. For the vector and axial-vector current, after taking the $\varepsilon \rightarrow 0$ limit we find (we factor out $3C_F/4 = 1$ for $N_c = 3$)

$$\begin{aligned} \frac{3C_F}{4} R_{21}^{\text{ang}, C} &\equiv \frac{9\pi L_{\mu\nu}}{4N_c s^2} \int dQ_2 H_{21}^{C, \mu\nu} [2 - 5 \cos^2(\theta)], \\ R_{21}^{\text{ang}, V} &= \frac{\beta}{2} \left\{ \left[1 - \frac{2}{\beta} (1 - 2\hat{m}^2) L_\beta \right] \left[2\hat{m}^2 \log\left(\frac{m}{\mu}\right) - \frac{\hat{m}^2}{\varepsilon} + \frac{3}{10} (3 - 2\hat{m}^2) + 2\hat{m}^2 \log(\beta) \right] \right. \\ &\quad \left. + 2\hat{m}^2 \text{Re}[A_{\text{reg}}(\hat{m})] - \hat{m}^2 \beta L_\beta \right\}, \\ R_{21}^{\text{ang}, A} &= \frac{9\beta^2}{5} \left[\frac{\beta}{2} - (1 - 2\hat{m}^2) L_\beta \right], \end{aligned} \quad (5.3)$$

with θ defined after Eq. (3.1). Since there are two particles in the final state, the contribution of the virtual radiation to the differential cross section is once again $f_{e,21}^{\text{ang}, C} = R_{21}^{\text{ang}, C} \delta[e - e_{\min}(\hat{m})]$. Surprisingly, we find a non-zero result for the axial-vector current. Likewise, the vector-current result does not vanish in the massless limit. These are artifacts of dimensional regularization, and once the real-radiation contribution is added, there will be no term proportional to $\delta(e - e_{\min})$ for the axial-vector current, and the coefficient of such delta will vanish as $\hat{m} \rightarrow 0$.

6 Real Radiation and Total Angular Cross Section

The last terms that contribute at $\mathcal{O}(\alpha_s)$ come from the two diagrams shown in Fig. 4 in which a real gluon is emitted. The complete contribution consists on the modulus squared of each diagram plus the interference of the two. We compute the relevant traces using TRACER [39], and organize the result in the following angular

⁵Mass renormalization is carried out in the OS scheme such that, unless otherwise stated, all quark masses appearing in the various expressions are understood in the pole scheme.

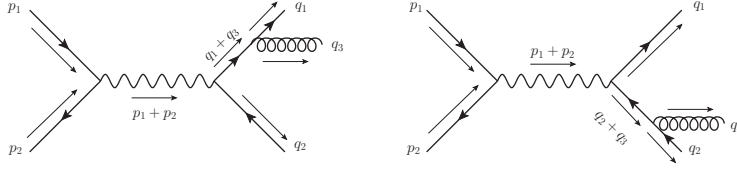


Figure 4. Feynman diagrams for the real-radiation contribution at NLO.

structures:

$$\begin{aligned}
L_{\mu\nu} H_{30}^{C,\mu\nu} &= \frac{8\pi^2 C_F}{s} \left(\frac{\mu^2 e^{\gamma_E}}{4\pi} \right)^\epsilon [A_0^C + A_1^C \beta_1^2 \cos^2(\theta_1) + A_2^C \beta_2^2 \cos^2(\theta_2) + A_{12}^C \beta_1 \beta_2 \cos(\theta_1) \cos(\theta_2)], \\
A_0^V(x_1, x_2) &= \frac{(1-2\epsilon)(x_1^2 + x_2^2 - x_3^2 \epsilon)}{(1-x_1)(1-x_2)} - \frac{8\hat{m}^4 x_3^2}{(1-x_1)^2(1-x_2)^2} - \frac{2\hat{m}^2}{(1-x_1)^2(1-x_2)^2} [8 - 2\epsilon x_3^2 \\
&\quad + 5(x_1^2 + x_2^2) + 14x_1 x_2 - 4(x_1 + x_2)(3 + x_1 x_2)], \\
A_0^A(x_1, x_2) &= \frac{(1-2\epsilon)(x_1^2 + x_2^2 - x_3^2 \epsilon)}{(1-x_1)(1-x_2)} - \frac{8\hat{m}^4 x_3^2}{(1-x_1)^2(1-x_2)^2} - \frac{2\hat{m}^2}{(1-x_1)^2(1-x_2)^2} \{-8(1-\epsilon) \\
&\quad + 2(1-\epsilon)[x_1^3(1-x_2) + x_2^3(1-x_1)] + x_1[20 - 13x_1 - 8(3-2x_1)\epsilon] + x_2[20 \\
&\quad - 13x_2 - 8(3-2x_2)\epsilon] + 2x_1 x_2[-19 + 24\epsilon + (9-11\epsilon)(x_1 + x_2) - 2(1-\epsilon)x_1 x_2]\}, \\
A_1^V(x_1, x_2) &= A_2^V(x_2, x_1) = \frac{1-\epsilon}{(1-x_1)(1-x_2)} - \frac{2\hat{m}^2}{(1-x_1)^2}, \\
A_1^A(x_1, x_2) &= A_2^A(x_2, x_1) = \frac{1-\epsilon + 4\hat{m}^2 \epsilon}{(1-x_1)(1-x_2)} + \frac{2\hat{m}^2(3-2x_1-x_2)}{(1-x_1)^2(1-x_2)}, \\
A_{12}^V(x_1, x_2) &= \frac{2(2\hat{m}^2 - \epsilon)}{(1-x_1)(1-x_2)}, \quad A_{12}^A(x_1, x_2) = -\frac{2[2\hat{m}^2 + \epsilon(1-4\hat{m}^2)]}{(1-x_1)(1-x_2)}. \tag{6.1}
\end{aligned}$$

Of course, both currents yield the same result if $\hat{m} = 0$, the functions A_0^C and A_{12}^C are symmetric under the exchange of its two arguments, and, as expected, A_{12}^C vanishes for $d = 4$ if the quark mass is set to zero. With this result we find for the 4-times differential distribution at $\mathcal{O}(\alpha_s)$ the following expression (for conciseness in what follows we omit the arguments of the A_i^C functions)

$$\begin{aligned}
\frac{1}{\sigma_0^C} \frac{d^4 \sigma_{\alpha_s}^C}{dx_1 dx_2 d\cos(\theta_i) d\cos(\theta_j)} &= \frac{4^\epsilon \alpha_s C_F}{16\pi^2} \frac{(3-2\epsilon)(1-2\epsilon)}{(1-\epsilon)\Gamma(2-\epsilon)} \left(\frac{\mu^2 e^{\gamma_E}}{s} \right)^\epsilon \frac{\beta_i^{-2\epsilon} \beta_j^{-2\epsilon}}{h_{ij}^{1/2+\epsilon}} \\
&\quad \times [A_0^C + A_1^C \beta_1^2 \cos^2(\theta_1) + A_2^C \beta_2^2 \cos^2(\theta_2) + A_{12}^C \beta_1 \beta_2 \cos(\theta_1) \cos(\theta_2)]. \tag{6.2}
\end{aligned}$$

As a cross check, we can compute integrate the polar angles to obtain the unoriented cross section, differential in the dimensionless variables y and z already defined:⁶

$$\begin{aligned}
\frac{1}{\sigma_0^C} \frac{d^2 \sigma_{\alpha_s}^C}{dy dz} &= \frac{\alpha_s C_F}{8\pi} \frac{y^{1-2\epsilon}}{(1-\epsilon)\Gamma(2-\epsilon)} \left(\frac{\mu^2 e^{\gamma_E}}{s} \right)^\epsilon [(1-y)(1-z)z - \hat{m}^2]^{-\epsilon} \\
&\quad \times \{(3-2\epsilon)A_0^C + \beta_1^2 A_1^C + \beta_2^2 A_2^C + A_{12}^C[y + y^2(1-z)z + 4\hat{m}^2 - 1]\}. \tag{6.3}
\end{aligned}$$

If the expressions for the A_i^C coefficients given in Eq. (6.1) are substituted in the previous expression, full agreement with Ref. [6] is found. On the other hand, projecting out the angular distribution differential in y and

⁶Note that in these variables one has $\xi(\hat{m}, x_1, x_2) = y^2[(1-y)(1-z)z - \hat{m}^2]$ and $dx_1 dx_2 = y dy dz$.

z through the integration kernel in Eq. (3.15) yields

$$\begin{aligned}
\frac{1}{\sigma_0^C} \frac{d^2 \sigma_{\text{ang}}^{\alpha_s, C}}{dz dy} &= \frac{1}{\sigma_0} \int d\cos(\theta_1) d\cos(\theta_2) K(\theta_i, y, z) \frac{d^4 \sigma_{\alpha_s}^C}{dz dy d\cos(\theta_1) d\cos(\theta_2)} \\
&= \frac{3\alpha_s C_F}{8\pi} \frac{y^{1-2\varepsilon}}{(1-\varepsilon)^2 \Gamma(1-\varepsilon)} \left(\frac{\mu^2 e^{\gamma_E}}{s} \right)^\varepsilon [(1-y)(1-z)z - \hat{m}^2]^{-\varepsilon} \\
&\quad \times \left\{ A_q^C(\hat{m}, y, z) \theta\left(z - \frac{1}{2}\right) \theta[y_\tau(\hat{m}, 1-z) - y] + A_{\bar{q}}^C(\hat{m}, y, z) \theta\left(\frac{1}{2} - z\right) \theta[y_\tau(\hat{m}, z) - y] \right. \\
&\quad \left. + A_g^C(\hat{m}, y, z) \theta[y - y_\tau(\hat{m}, z)] \theta[y - y_\tau(\hat{m}, 1-z)] \right\},
\end{aligned} \tag{6.4}$$

with $A_g^C(\hat{m}, y, z) = A_g^C(\hat{m}, y, 1-z)$ and $A_{\bar{q}}^C(\hat{m}, y, z) = A_q^C(\hat{m}, y, 1-z)$. A tedious but straightforward computation yields

$$\begin{aligned}
8A_q^C(\hat{m}, y, z) &= (1-4\varepsilon)A_0^C - \frac{5+4\varepsilon}{5-2\varepsilon} \{ ([1-y(1-z)]^2 - 4\hat{m}^2) A_1^C + [(1-yz)^2 - 4\hat{m}^2] A_2^C \\
&\quad + A_{12}^C [y + y^2(1-z)z + 4\hat{m}^2 - 1] \} + \frac{40A_2^C}{5-2\varepsilon} \frac{y^2 [(1-y)(1-z)z - \hat{m}^2]}{[1-y(1-z)]^2 - 4\hat{m}^2}, \\
8A_g^C(\hat{m}, y, z) &= (1-4\varepsilon)A_0^C - \frac{5+4\varepsilon}{5-2\varepsilon} \{ ([1-y(1-z)]^2 - 4\hat{m}^2) A_1^C + [(1-yz)^2 - 4\hat{m}^2] A_2^C \} \\
&\quad + \frac{40[(1-y)z(1-z) - \hat{m}^2]}{5-2\varepsilon} (A_1^C + A_2^C + 2A_{12}^C) \\
&\quad + \frac{A_{12}^C}{(5-2\varepsilon)} \{ (5+4\varepsilon)[1-y-y^2z(1-z)] - 120z(1-z)(1-y) + 4(25-4\varepsilon)\hat{m}^2 \}.
\end{aligned} \tag{6.5}$$

Plugging the expressions for A_i^C in Eq. (6.1) and setting both $\hat{m} = \varepsilon = 0$ one recovers the results displayed in Eq. (1.3) of Ref. [27].

6.1 Axial-vector current

Since in this case there are no IR singularities neither in the virtual-radiation term (as long as one sets $d = 4$ in the phase-space write away) nor in the real-radiation one, for conciseness we show results with $\varepsilon = 0$ only:

$$\begin{aligned}
A_q^A(\hat{m}, y, z) &= \frac{(1-y)z^2 - \hat{m}^2 z \{ 2 - y^2 + z[2 + y(y-2)] \} + 2\hat{m}^4}{z^2 \{ [1-y(1-z)]^2 - 4\hat{m}^2 \}}, \\
A_g^A(\hat{m}, y, z) &= \frac{2(1-y)(1-z)^2 z^2 - \hat{m}^2 (1-z)z(4-y^2-2y) + 2\hat{m}^4}{y^2(1-z)^2 z^2}.
\end{aligned} \tag{6.6}$$

As anticipated, $A_q^A(\hat{m}, y, z)$ is finite as $y \rightarrow 0$, therefore no soft singularity is present. On the other hand, $y A_g^A(\hat{m}, y, z)$ diverges if $y = 0$, but the Heaviside functions that multiply this term in Eq. (6.4) impose $y > y_{\text{middle}}(\hat{m})$ which is a positive number in the physical range $0 \leq \hat{m} < 1/2$, and therefore screens the soft singularity. This entails that for any event shape, the angular axial-vector distribution will have no singular structures at $\mathcal{O}(\alpha_s)$. Only a non-singular distribution will remain, that can be computed analytically or numerically depending on the event shape. We will explore this further in subsequent sections.

Since, as we just discussed, for the axial-vector current only the real radiation contributes, we can already provide a closed form for the total angular cross section, simply integrating A_q^A , $A_{\bar{q}}^A$ and A_g^A in their respective patches within the phase space. Since there is a mirror symmetry with respect to the $z = 1/2$ vertical axis, it is enough to integrate between $z = z_-$ and $z = 1/2$ and double the result. Finally, the region in which the thrust

axis points into the anti-quark direction has two distinct upper boundaries: $y_{\max}(\hat{m}, z)$ for $z_- < z < \hat{m}$ and $y_\tau(\hat{m}, z)$ for $\hat{m} < z < 1/2$, and we split the corresponding integral accordingly:

$$\begin{aligned}
R_1^{\text{ang}, A}(\hat{m}) &= \frac{3C_F}{4} \left\{ \int_{z_-}^{\hat{m}} dz \tilde{A}_{\bar{q}}^A[\hat{m}, y_{\max}(\hat{m}, z), z] + \int_{\hat{m}}^{1/2} dz \tilde{A}_{\bar{q}}^A[\hat{m}, y_\tau(\hat{m}, z), z] \right. \\
&\quad \left. + \int_{\hat{m}}^{1/2} dz \tilde{A}_g^A[\hat{m}, y_{\max}(\hat{m}, z), y_\tau(\hat{m}, z), z] \right\}, \\
\tilde{A}_{\bar{q}}^A(\hat{m}, y, z) &= \frac{1}{4\hat{m}(1-z)^2 z^3} \left\{ [1-z-2\hat{m}^2(2-z)] \left[(1-2\hat{m})(1-z-\hat{m})^2 \log\left(1 - \frac{yz}{1-2\hat{m}}\right) \right. \right. \\
&\quad \left. \left. - (1+2\hat{m})(1-z+\hat{m})^2 \log\left(1 - \frac{yz}{1+2\hat{m}}\right) \right] \right. \\
&\quad \left. - 2\hat{m}y(1-z)z\{2(1-z) - \hat{m}^2[8 - (4-y)z]\} \right\}, \\
\tilde{A}_g^A(\hat{m}, y_1, y_2, z) &= \frac{1}{2(1-z)^2 z^2} \left\{ 4[(1-z)z - \hat{m}^2]^2 \log\left(\frac{y_1}{y_2}\right) \right. \\
&\quad \left. + (1-z)z(y_1 - y_2)[\hat{m}^2(y_1 + y_2 + 4) - 4(1-z)z] \right\},
\end{aligned} \tag{6.7}$$

where the functions $\tilde{A}_{\bar{q}}^A$ and \tilde{A}_g^A are defined as

$$\tilde{A}_{\bar{q}}^A(\hat{m}, y, z) = \int_0^y dh h A_{\bar{q}}^A(\hat{m}, h, z), \quad \tilde{A}_g^C(\hat{m}, y_1, y_2, z) = \int_{y_2}^{y_1} dh h A_g^C(\hat{m}, h, z). \tag{6.8}$$

Even though the definition of \tilde{A}_g^C can be used both for vector and axial-vector currents, due to soft singularities we need to define $\tilde{A}_{\bar{q}}^A$ and $\tilde{A}_{\bar{q}}^V$ separately. While the integrals in y have been carried out analytically, we have not found simple expressions for the z integrations.⁷ Instead, we carry out these (along with similar ones for the vector current or cumulative cross sections, to be discussed in Sec. 7) numerically, and to that end we have implemented our results in *Mathematica* [40] and *Python* [41], and found agreement within 15 decimal places. For special functions and quadrature in *Python* we use the *NumPy* [42] and *SciPy* [43] modules, while in *Mathematica* we simply employ native functions. All plots in this article have been produced with the *Python* module *Matplotlib* [44]. A graphical representation of $R_1^{\text{ang}, A}$ is shown in Fig. 3(b), where it can be realized that the $O(\alpha_s)$ total angular cross section vanishes for $\hat{m} = 1/2$. This is easy to understand: $\tilde{A}_{q,g}^A$ are finite for $\hat{m} = 1/2$ but $z_- \rightarrow 1/2$, such that all lower and higher integration limits coincide at threshold. Results for the differential distribution shall be provided in Sec. 7.

6.2 Vector current

Due to the non-vanishing tree-level result, the vector-current matrix element diverges in the soft limit and the linear dependence on ε must be retained. However, we only need to keep track of this parameter in the terms of $A_{q,\bar{q}}^V$ which do diverge when $y \rightarrow 0$. Accordingly we define

$$V^{\text{div}}(\hat{m}, z, \varepsilon) = \lim_{y \rightarrow 0} y^2 A_q^V(\hat{m}, y, z) = \lim_{y \rightarrow 0} y^2 A_{\bar{q}}^V(\hat{m}, y, z) = V^{\text{div}}(\hat{m}, z, 0) + V^\varepsilon(\hat{m}, z)\varepsilon + O(\varepsilon^2), \tag{6.9}$$

$$V^{\text{div}}(\hat{m}, z, 0) = -2\hat{m}^2 M_V^1(\hat{m}, z), \quad V^\varepsilon(\hat{m}, z) = \frac{9 + 14\hat{m}^2}{5} M_V^1(\hat{m}, z),$$

$$M_V^1(\hat{m}, z) = -\frac{(1-z)z - \hat{m}^2}{(1-z)^2 z^2},$$

⁷We found extremely lengthy analytical expressions in terms of polylogarithms and have not been able to simplify them to an amenable size. Therefore it is unpractical to code these and we instead opt for a numerical implementation.

where the function $M_V^1(\hat{m}, z)$ is present also in the computation of the unoriented cross-section, see Eq. (3.18) of Ref. [6]. We note $V^{\text{div}}(\hat{m}, z, \varepsilon) = V^{\text{div}}(\hat{m}, 1-z, \varepsilon)$ and also that $V^{\text{div}}(\hat{m}, z, 0)$ vanishes in the massless limit. The fact that $V^\varepsilon(0, z) \neq 0$ is an artifact of dimensional regularization that leaves no trace once the virtual-radiation contribution is added. Keeping only the necessary (linear) dependence on ε to carry out the computation we end up with the following expressions

$$\begin{aligned} A_q^V(\hat{m}, y, z) &= \frac{V^{\text{div}}(\hat{m}, z, 0) + V^\varepsilon(\hat{m}, z)\varepsilon}{y^2} + V^{\text{fin}}(y, z, \hat{m}), \\ A_g^V(\hat{m}, y, z) &= \frac{2[(1-y)z(1-z) - \hat{m}^2]}{y^2(1-z)z}, \\ V^{\text{fin}}(\hat{m}, y, z) &= \frac{(1-y)y(1-z)z^2 - \hat{m}^2z[2-y(1-2z^2)] + 2\hat{m}^4[y(1-z) + 4z]}{y(1-z)z^2\{[1-y(1-z)]^2 - 4\hat{m}^2\}}. \end{aligned} \quad (6.10)$$

It is simple to see that y integrals with zero lower integration limit (such as the total cross section or any cumulative distribution) will produce a $1/\varepsilon$ pole.

As for the axial-vector current, we postpone the computation of the differential distribution to the next section and show now results for the total angular cross section, discussing how the cancellation takes place. One has to integrate A_q^V between the lowest part of the phase space $y = 0$ and the upper boundary of the region in which the thrust axis points in the same direction as the anti-quark 3-momentum. We define $A_{\text{sing}}^R(\hat{m})$ as the contribution to the total angular cross section coming from the terms inversely proportional to y^2 in A_q^V . As we discussed in the previous section, the z integration can be restricted to $z < 1/2$ such that one can compactly write the y upper integration limit as $y_{\text{top}}(\hat{m}, z) \equiv \min[y_\tau(\hat{m}, z), y_{\text{max}}(\hat{m}, z)]$. With this definition one can compute A_{sing}^R analytically as follows (we do not include the prefactor $3C_F/4$ that equals unity in QCD):

$$\begin{aligned} A_{\text{sing}}^R(\hat{m}) &= \frac{1}{(1-\varepsilon)\Gamma(2-\varepsilon)} \left(\frac{\mu^2 e^{\gamma_E}}{s} \right)^\varepsilon \int_{z_-}^{\frac{1}{2}} dz V^{\text{div}}(\hat{m}, z, \varepsilon) [(1-z)z - \hat{m}^2]^{-\varepsilon} \int_0^{y_{\text{top}}(\hat{m}, z)} \frac{dy}{y^{1+2\varepsilon}} \\ &= \int_{z_-}^{\frac{1}{2}} dz \left\{ \hat{m}^2 \left[\frac{1}{\varepsilon} + 2 - \log\left(\frac{s}{\mu^2}\right) - \log[(1-z)z - \hat{m}^2] \right] - \frac{9 + 14\hat{m}^2}{10} \right\} M_V^1(\hat{m}, z) \\ &\quad - 2\hat{m}^2 \int_{z_-}^{\frac{1}{2}} dz \log[y_{\text{top}}(\hat{m}, z)] M_V^1(\hat{m}, z) + \mathcal{O}(\varepsilon), \end{aligned} \quad (6.11)$$

where in the first line we have already discarded a term that vanishes as $\varepsilon \rightarrow 0$, see discussion after Eq. (7.2). Expanding in ε one gets $\int_0^{y_{\text{top}}} dy y^{-1-2\varepsilon} = -1/(2\varepsilon) + \log(y_{\text{top}}) + \mathcal{O}(\varepsilon)$ for the y integral. The divergent term does not depend on the upper integration limit, simplifying the subsequent computations. The z integrals in the second line can be carried out analytically, and for that we shall only need the following two integrals:

$$\begin{aligned} \int_{z_-}^{\frac{1}{2}} dz M_V^1(\hat{m}, z) &= \beta - 2(1 - 2\hat{m}^2)L_\beta, \\ \int_{z_-}^{\frac{1}{2}} dz M_V^1(\hat{m}, z) \log[(1-z)z - \hat{m}^2] &= 2L_\beta - 2\beta \log(\beta) + \frac{1+\beta^2}{2} \left[\text{Li}_2\left(\frac{2\beta}{\beta-1}\right) \right. \\ &\quad \left. - 2\text{Li}_2\left(\frac{2\beta}{\beta+1}\right) + 4\log(\beta)L_\beta \right]. \end{aligned} \quad (6.12)$$

The result in the first line of the previous equation shows that the $1/\varepsilon$ pole cancels against its virtual counterpart, along with the μ dependence and the term which does not vanish in the massless limit.

We are now in position to show the final expression for the total angular cross section at $\mathcal{O}(\alpha_s)$ for the vector current. We split the result in a term dubbed $A_\delta(\hat{m})$, which contains the virtual-radiation contribution

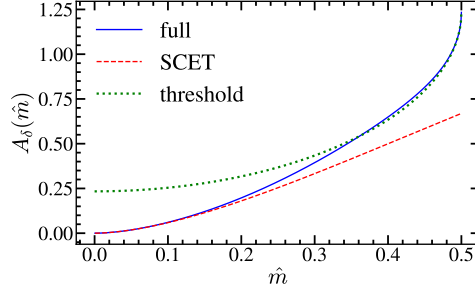


Figure 5. Coefficient A_δ (solid blue) and its SCET (dashed red) and threshold (dotted green) approximations.

from the second line of Eq. (5.3), and the analytical z integrals on the second line of Eq. (6.11) combined in an IR-free coefficient, plus terms in which the z integrals do not admit a simple analytical form and hence, in practice, are computed numerically:

$$\begin{aligned}
R_1^{\text{ang},V}(\hat{m}) &= \frac{3C_F}{4} \left\{ A_\delta(\hat{m}) + \int_{z_-}^{1/2} dz \tilde{A}_q^V[\hat{m}, y_{\text{top}}(\hat{m}, z), z] + \int_{\hat{m}}^{1/2} dz \tilde{A}_g^V[\hat{m}, y_{\text{max}}(\hat{m}, z), y_\tau(\hat{m}, z), z] \right\}, \\
A_\delta(\hat{m}) &= \hat{m}^2 \left\{ 2\beta[\log(\hat{m}) - 1] + \frac{1+\beta^2}{2} \left[\pi^2 - 2L_\beta^2 + \text{Li}_2\left(\frac{2\beta}{\beta-1}\right) - 3\text{Li}_2\left(\frac{2\beta}{\beta+1}\right) \right. \right. \\
&\quad \left. \left. - 4L_\beta[\log(\hat{m}) - 1] \right] \right\}, \\
\tilde{A}_q^V(\hat{m}, y, z) &= \tilde{V}^{\text{fin}}(\hat{m}, y, z) + \log(y) V^{\text{div}}(\hat{m}, z, 0), \\
\tilde{A}_g^V(\hat{m}, y_{\text{max}}, y_\tau, z) &= 2 \left[y_\tau - y_{\text{max}} - M_V^1(z, \hat{m}) \log\left(\frac{y_{\text{max}}}{y_\tau}\right) \right], \\
\tilde{V}^{\text{fin}}(\hat{m}, y, z) &= \frac{1}{4\hat{m}(1-z)^2 z^3} \left\{ (1-z-2\hat{m}^2 z) \left[(1-2\hat{m})(1-z-m)^2 \log\left(1 - \frac{yz}{1-2\hat{m}}\right) \right. \right. \\
&\quad \left. \left. - (1+2\hat{m})(1-z+\hat{m})^2 \log\left(1 - \frac{yz}{1+2\hat{m}}\right) \right] - 4\hat{m} y (1-z)^2 z \right\}, \tag{6.13}
\end{aligned}$$

where the definition of \tilde{A}_g^V can be found in Eq. (6.8) and \tilde{V}^{fin} is defined as

$$\tilde{V}^{\text{fin}}(\hat{m}, y, z) = \int_0^y dh h V^{\text{fin}}(\hat{m}, h, 1-z). \tag{6.14}$$

The function A_δ can be expanded for small \hat{m} , and the leading term will be referred to as its SCET limit, and also around $\beta = 0$, whose leading approximation is the threshold limit:

$$\begin{aligned}
A_\delta(\hat{m}) &= \frac{1}{3} \hat{m}^2 [\pi^2 - 6\log(\hat{m}) - 6] + \mathcal{O}(\hat{m}^4), \\
A_\delta(\hat{m}) &= \frac{\pi^2}{8} - \beta + \mathcal{O}(\beta^2). \tag{6.15}
\end{aligned}$$

The coefficient A_δ and its SCET approximation are shown in Fig. ??, where an enhancement towards $\hat{m} = 1/2$ can be observed.

The dependence of $R_1^{\text{ang},V}$ on \hat{m} is shown in Fig. 3(b) where one can observe that the $\mathcal{O}(\alpha_s)$ total angular cross section does not vanish neither in the massless limit nor at threshold. Vector and axial-vector currents agree for $m = 0$ and reproduce the analytic result quoted in Ref. [27], that is $R_1^{\text{ang},C}(\hat{m} = 0) = 3C_F/8[\log(3/2) - 3] \simeq$

0.12186. We can use the same arguments as for the axial-vector current to show that all terms in $R_1^{\text{ang},V}$ except for A_δ vanish in the limit $\hat{m} \rightarrow 1/2$. Hence we can provide an analytic result for the total angular cross section at threshold: $R_1^{\text{ang},V}(1/2) = 3\pi^2 C_F/36 \approx 1.09662$. In fact, A_δ is responsible for the vector current cross section being larger than the axial-vector one over most of the spectrum. In particular, this non-vanishing result (which is also found for the total unoriented cross section) seems to point into a Sommerfeld enhancement at higher orders, which would imply the need for NRQCD resummation. This, a priori, indicates that R_{ang} might be an interesting viable observable to measure the top quark mass at a future linear collider through threshold scans.

7 Event-shape differential Distributions

In this section we combine the real- and virtual-radiation results and project out the differential distributions. For three particles in the final state, one has that the measurement for any event-shape (and some other less inclusive observables involving a jet algorithm and even trimming or grooming) is a function of the reduced mass and the kinematic variables y and z . As discussed in Ref. [6], expanding the measurement function in the soft limit is useful to analytically obtain the plus and Dirac delta function coefficients:

$$\hat{e}(\hat{m}, y, z) = e_{\min}(\hat{m}) + y f_e(\hat{m}, z) + \mathcal{O}(y^2) \equiv \bar{e}(\hat{m}, y, z) + \mathcal{O}(y^2). \quad (7.1)$$

This function has the property that $\hat{e}(\hat{m}, y, z) = e_{\min}(\hat{m})$ if and only if $y = 0$. We can use the measurement function to write down a formal integral expression for the angular-differential distribution which is valid for both currents:

$$f_{e,1}^{\text{ang},C}(\hat{m}, e) = \frac{3C_F}{4} \left\{ R_{21}^{\text{ang},C} \delta[e - e_{\min}(\hat{m})] + \int_{\hat{m}}^{\frac{1}{2}} dz \int_{y_\tau(\hat{m},z)}^{y_{\max}(\hat{m},z)} dy y A_g^C(\hat{m}, y, z) \delta[e - \hat{e}(\hat{m}, z, y)] \right. \\ \left. + \frac{1}{(1-\varepsilon)\Gamma(2-\varepsilon)} \left(\frac{\mu^2 e^{\gamma_E}}{s} \right)^\varepsilon \int_{z_-}^{\frac{1}{2}} dz \int_0^{y_{\text{top}}(\hat{m},z)} dy y^{1-2\varepsilon} \frac{A_q^C(\hat{m}, y, z) \delta[e - \hat{e}(\hat{m}, y, z)]}{[(1-z)z - \hat{m}^2]^\varepsilon} \right\}, \quad (7.2)$$

where we have set $\varepsilon = 0$ already in the A_g^C integration as that term has no support in the soft part of the Dalitz region, and also $y = 0$ in $\xi(\hat{m}, x_1, x_2)/y^2$ since keeping a non-zero y yields the same result plus a term that vanishes in $d = 4$ dimensions.

7.1 Axial-vector current

For the axial-vector current, given that there are no soft singularities, one can use $\varepsilon = 0$ right away as long as $R_{21}^{\text{ang},A}$ is also set to zero. This implies that the ε -dependent factor out front the integral becomes 1 and also that $f_{e,1}^{\text{ang},A}(\hat{m}, e)$ is purely non-singular: it is an integrable function as $e \rightarrow e_{\min}(\hat{m})$.⁸ The y and z integrals can be carried out analytically for some simple event shapes such as 2-jettiness or heavy jet mass (see next section for explicit expressions), and can be integrated numerically yielding unbinned distributions with machine precision in fractions of a second using the algorithm introduced in Ref. [6]. Finally, for completeness, we connect with the notation of Eq. (1.3): $C_F F_{A,e}^{\text{ang}}(\hat{m}, e) = f_{e,1}^{\text{ang},A}(\hat{m}, e)$.

7.2 Vector current

For the vector current one has to proceed with care, as there are soft singularities that need special treatment. To that end, following the same strategy as for the computation of the total angular cross section, we single out

⁸This does not imply that $f_{e,1}^{\text{ang},A}[\hat{m}, e_{\min}(\hat{m})]$ is finite. As seen in Ref. [6], $f_{e,1}^{\text{ang},A}(\hat{m}, e)$ can have a logarithmic divergence in the dijet limit. This happens for those event shapes for which $e_{\min}(\hat{m}) = 0$, which includes any observables in the E- or P-schemes.

the A_q^V terms inversely proportional to y^2 in the integral on the second line, as those are the only ones, together with the virtual radiation, that can yield singular structures:

$$\begin{aligned}
F_{\text{sing}}^{\text{real}} &= \frac{1}{(1-\varepsilon)\Gamma(2-\varepsilon)} \left(\frac{\mu^2 e^{\gamma_E}}{s} \right)^\varepsilon \int_{z_-}^{\frac{1}{2}} dz \frac{V^{\text{div}}(\hat{m}, z, \varepsilon)}{[(1-z)z - \hat{m}^2]^\varepsilon} \int_0^{y_{\text{top}}(\hat{m}, z)} \frac{dy}{y^{1+2\varepsilon}} \delta[e - \hat{e}(\hat{m}, y, z)] \\
&= \delta[e - e_{\min}(\hat{m})] \int_{z_-}^{\frac{1}{2}} dz \left\{ \hat{m}^2 \left[\frac{1}{\varepsilon} + 2 - \log[(1-z)z - \hat{m}^2] - \log\left(\frac{s}{\mu^2}\right) \right] - \frac{9 + 14\hat{m}^2}{10} \right\} M_V^1(\hat{m}, z) \\
&\quad - \hat{m}^2 \int_{z_-}^{\frac{1}{2}} dz M_V^1(\hat{m}, z) \int_0^{y_{\text{top}}(\hat{m}, z)} dy \left[\frac{1}{y} \right]_+ \delta[e - \bar{e}(\hat{m}, y, z)] \\
&\quad - \hat{m}^2 \int_{z_-}^{\frac{1}{2}} dz M_V^1(\hat{m}, z) \int_0^{y_{\text{top}}(\hat{m}, z)} \frac{dy}{y} \{ \delta[e - \hat{e}(\hat{m}, y, z)] - \delta[e - \bar{e}(\hat{m}, y, z)] \},
\end{aligned} \tag{7.3}$$

where to get to the second line we have used the identity $y^{-1-2\varepsilon} = -1/(2\varepsilon)\delta(y) + [1/y]_+ + \mathcal{O}(\varepsilon)$ and expanded in ε . When one adds the virtual-radiation contribution to the first line, the IR singularity and μ dependence disappears and the coefficient A_δ defined in Eq. (6.13) is found. The term in the last line is regular when $y \rightarrow 0$ and does not yield any distribution. It is important to add and subtract $\delta[e - \bar{e}(\hat{m}, y, z)]$ and not simply $\delta[e - e_{\min}(\hat{m})]$ since otherwise the subtracted term would still contain singular structures.

To fully disentangle the coefficient of the plus and Dirac delta functions we proceed as follows with the term in the third line:

$$\begin{aligned}
&\int_{z_-}^{\frac{1}{2}} dz \frac{M_V^1(\hat{m}, z)}{f_e(\hat{m}, z)} \int_0^1 dy \theta[y_{\text{top}}(\hat{m}, z) - y] \left[\frac{1}{y} \right]_+ \delta \left[y - \frac{e - e_{\min}(\hat{m})}{f_e(\hat{m}, z)} \right] \\
&= \int_{z_-}^{\frac{1}{2}} dz \frac{M_V^1(\hat{m}, z)}{f_e(\hat{m}, z)} \left[\frac{f_e(\hat{m}, z)}{e - e_{\min}(\hat{m})} \right]_+ \theta[f_e(\hat{m}, z)y_{\text{top}}(\hat{m}, z) - e + e_{\min}(\hat{m})] \\
&= \int_{z_-}^{\frac{1}{2}} dz M_V^1(\hat{m}, z) \left\{ \left[\frac{1}{e - e_{\min}(\hat{m})} \right]_+ - \delta[e - e_{\min}(\hat{m})] \log[f_e(\hat{m}, z)] \right. \\
&\quad \left. - \frac{\theta[e - e_{\min}(\hat{m}) - f_e(\hat{m}, z)y_{\text{top}}(\hat{m}, z)]}{e - e_{\min}(\hat{m})} \right\},
\end{aligned} \tag{7.4}$$

where we have followed the same steps as in Eqs. (3.23) to (3.27) of Ref. [6]. We can now write down the analytic form for the Dirac delta and plus distribution coefficients defined in Eq. (1.3):

$$\begin{aligned}
A_e^{\text{ang}}(\hat{m}) &= \frac{3}{4} [A_\delta(\hat{m}) - 2\hat{m}^2 I_e(\hat{m})], \quad B_{\text{plus}}^{\text{ang}}(\hat{m}) = \frac{3\hat{m}^2}{2} [2(1 - 2\hat{m}^2)L_\beta - \beta], \\
I_e(\hat{m}) &= - \int_{z_-}^{\frac{1}{2}} dz M_V^1(\hat{m}, z) \log[f_e(z)],
\end{aligned} \tag{7.5}$$

where both coefficients vanish in the massless limit and the event-shape-dependent function I_e was already defined in Ref. [6], and analytically computed for a large number of event shapes in various schemes. We close this section writing down an expression for the non-singular distribution

$$\begin{aligned}
F_{V,e}^{\text{ang}}(e, \hat{m}) &= \frac{3}{4} \left[\int_{\hat{m}}^{\frac{1}{2}} dz \int_{y_r(\hat{m}, z)}^{y_{\text{max}}(\hat{m}, z)} dy y A_g^C(\hat{m}, y, z) + \int_{z_-}^{\frac{1}{2}} dz \int_0^{y_{\text{top}}(\hat{m}, z)} dy y V^{\text{fin}}(\hat{m}, y, 1-z) \right] \delta[e - \hat{e}(\hat{m}, z, y)] \\
&\quad - \frac{3\hat{m}^2}{4} \int_{z_-}^{\frac{1}{2}} dz M_V^1(\hat{m}, z) \int_0^{y_{\text{top}}(\hat{m}, z)} \frac{dy}{y} \{ \delta[e - \hat{e}(\hat{m}, y, z)] - \delta[e - \bar{e}(\hat{m}, y, z)] \} \\
&\quad + \frac{3\hat{m}^2}{4} \int_{z_-}^{\frac{1}{2}} dz M_V^1(\hat{m}, z) \frac{\theta[e - e_{\min}(\hat{m}) - f_e(\hat{m}, z)y_{\text{top}}(\hat{m}, z)]}{e - e_{\min}(\hat{m})}.
\end{aligned} \tag{7.6}$$

All results in this section have been accurately reproduced by an independent computation performed by some of us in which the angular term is only projected from the θ_T -differential cross section after adding real- and virtual-radiation contributions, that is, after having cancelled the IR singularities. This computation is fundamentally different since, at intermediate steps and upon expanding in ε , an angular structure different from those in Eq. (1.2) appear (this evanescent structure is even divergent for $\theta_T = \pm\pi$). This is yet another artifact of dimensional regularization that disappears when adding all terms (the proof in Ref. [27] implicitly assumes 4 space-time dimensions).

Even though we have a formal expression for the non-singular terms, in practice it is however simpler to compute (numerically or analytically, depending on the event shape) the complete distribution (singular plus non-singular) for $e > e_{\min}$ such that one can drop the plus prescription from $1/[e - e_{\min}(\hat{m})]_+$ and the delta function is simply zero. Furthermore, and one can set $\varepsilon = 0$ and work only with the real-radiation contribution in $d = 4$ dimensions. Since the coefficient of the plus distribution has been computed analytically, the non-singular is then obtained by simply subtracting the radiative tail:

$$C_F F_{V,e}^{\text{ang}}(e, \hat{m}) = f_{e,1}^{\text{ang},V}[\hat{m}, e > e_{\min}(\hat{m})]|_{\varepsilon=0} - C_F B_{\text{plus}}^{\text{ang}}(\hat{m}) \left[\frac{1}{e - e_{\min}(\hat{m})} \right]. \quad (7.7)$$

Finally, we provide the leading term of the plus function coefficient when expanded around the massless limit $B_{\text{plus}}^{\text{ang}}(\hat{m}) \approx -3\hat{m}^2[1 + 2\log(\hat{m})]/2$, which we again call the SCET approximation, and around $\beta = 1$ (threshold approximation) $B_{\text{plus}}^{\text{ang}}(\hat{m}) \approx \beta^3/2$. Therefore, $B_{\text{plus}}^{\text{ang}}$ vanishes both in the massless limit and at threshold. We have already argued that such behavior is expected for $\hat{m} = 0$: for massless quarks the distribution is purely non-singular. In Ref. [6] it was stated that at threshold there is not enough energy to emit an extra particle and therefore there is no radiative tail, causing a null value for $B_{\text{plus}}^{\text{ang}}$ (one can however have a non-zero coefficient for the delta function). In Fig. 6(a) $B_{\text{plus}}^{\text{ang}}$ and its approximations are shown.

Although all our results have been expressed in terms of the quark's pole mass, with a single simple modification we can obtain $\overline{\text{MS}}$ results. At the order that we are working we only need the relation between these two mass schemes at leading order:

$$m_{\text{pole}} = \overline{m}(\mu) \left\{ 1 + \left[\frac{\alpha_s(\mu)}{\pi} \right] C_F \left[1 - \frac{3}{2} \log\left(\frac{\overline{m}(\mu)}{\mu}\right) \right] \right\} + \mathcal{O}(\alpha_s^2). \quad (7.8)$$

None of the results for the axial-vector current need any modification: one simply replaces the pole mass by $\overline{m}(\mu)$. For the vector current, one proceeds in the same way and corrects the $\mathcal{O}(\alpha_s)$ angular cross section and delta function coefficient. Defining $\tilde{m}_\mu \equiv \overline{m}(\mu)/Q$ and $\tilde{\beta}_\mu \equiv \sqrt{1 - 4\tilde{m}_\mu^2}$, and using the notation that quantities with a bar on top are expressed in the $\overline{\text{MS}}$ scheme, one has:

$$\begin{aligned} \overline{R}_1^{\text{ang},V}(\tilde{m}_\mu) &= R_1^{\text{ang},V}(\tilde{m}_\mu) + \frac{3C_F}{4} \delta_{\text{ang}}^{\overline{\text{MS}}}, \\ \overline{A}_e^{\text{ang}}(\tilde{m}_\mu) &= A_e^{\text{ang}}(\tilde{m}_\mu) + \delta_{\text{ang}}^{\overline{\text{MS}}}, \\ \delta_{\text{ang}}^{\overline{\text{MS}}} &\equiv \frac{\tilde{m}_\mu^2}{\tilde{\beta}_\mu} \left\{ 2 - 3 \log\left[\frac{\overline{m}(\mu)}{\mu}\right] \right\}. \end{aligned} \quad (7.9)$$

These two modifications can be encompassed in the following single substitution: $A_\delta \rightarrow A_\delta + (4/3)\delta_{\text{ang}}^{\overline{\text{MS}}}$.

7.3 Computation of Moments

The algorithm to numerically compute moments introduced in Ref. [6] can be easily adapted for those of the angular distribution. We define the displaced angular moments as

$$\langle (e - e_{\min})^n \rangle_{\text{ang}}^C = \frac{1}{\sigma_0} \int_0^{e_{\max}} de \frac{d\sigma_{\text{ang}}^C}{de} (e - e_{\min})^n. \quad (7.10)$$

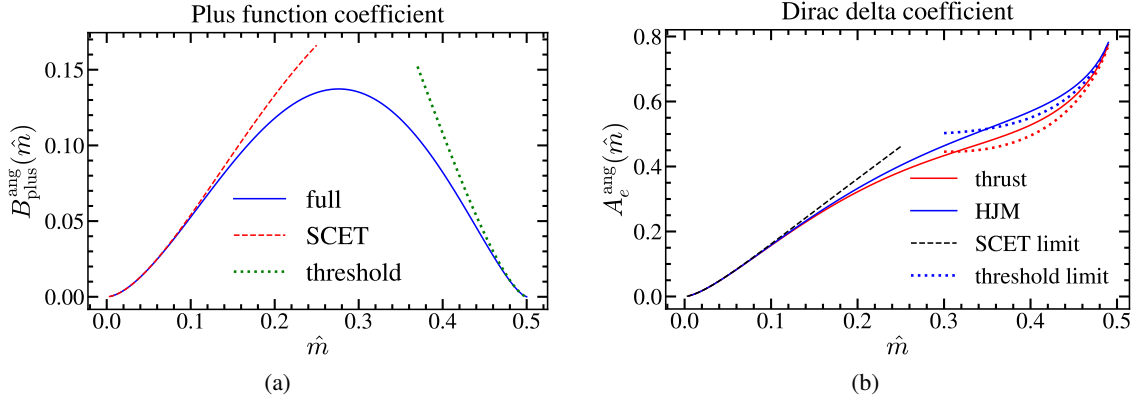


Figure 6. Panel (a): Plus function coefficient $B_{\text{plus}}^{\text{ang}}(\hat{m})$ (solid blue) and its leading SCET (dashed red) and threshold (dotted green) approximations. Panel (b): Dirac delta function coefficient $A_e^{\text{ang}}(\hat{m})$ for 2-jettiness $e = \tau_J$ (blue) and heavy jet mass $e = \rho$ (red) as solid lines for the full result, dotted lines for the respective threshold expansions, and as a black dashed line for the common threshold expansion.

To any order one has $\langle (e - e_{\min})^0 \rangle_{\text{ang}}^C = R_{\text{ang}}^C$, while for higher moments, at $O(\alpha_s)$ one uses the following expression in which all terms have ε set to 0:

$$\begin{aligned} \langle (e - e_{\min})^n \rangle_{\text{ang}}^C &= \frac{3C_F}{4} \frac{\alpha_s}{\pi} \left\{ \int_{\hat{m}}^{\frac{1}{2}} dz \int_{y_\tau(\hat{m}, z)}^{y_{\max}(\hat{m}, z)} dy y A_g^C(\hat{m}, y, z) [\hat{e}(\hat{m}, z, y) - e_{\min}(\hat{m})]^n \right. \\ &\quad \left. + \int_{z_-}^{\frac{1}{2}} dz \int_0^{y_{\text{top}}(\hat{m}, z)} dy y A_q^C(\hat{m}, y, z) [\hat{e}(\hat{m}, z, y) - e_{\min}(\hat{m})]^n \right\} + O(\alpha_s^2). \end{aligned} \quad (7.11)$$

To compute regular moments one can similarly modify Eq. (4.6) of Ref. [6]. One can adapt the methods described in Ref. [6] to compute differential and cumulative cross sections either with a (slow and unprecise) Monte Carlo strategy or following a (fast and accurate) “deterministic” algorithm. Since that would be too repetitive, and it is relatively straightforward, we shall not describe how this is done and show instead some numerical results in the following sections.

8 Thrust and Heavy Jet Mass Distributions

In Ref. [6] a lot of emphasis was put into describing a general method for numerically obtaining unbinned event-shape distributions in a fast and precise way. In this section we take a different route and discuss some analytic (or partially analytic) results. To that end, we compute the differential and cumulative cross sections for two mass-sensitive event shapes: 2-jettiness (a generalization of thrust useful for massive particles) and heavy jet mass (HJM). While we are capable of obtaining fully analytical results for the differential distribution, for the cumulative versions we are left with a one-dimensional numerical integral.

The definition of 2-jettiness depends on the thrust axis defined around Eq. (1.1) and reads

$$\tau_J = \frac{1}{Q} \min_{\hat{n}} \sum_i (E_i - |\hat{n} \cdot \vec{p}_i|). \quad (8.1)$$

For three partons, one of them massless, it can be shown that the measurement function can be expressed as a minimum condition:

$$\tau_J = \min \{1 - y, 1 - \text{mod}(\hat{m}, y, 1 - z), 1 - \text{mod}(\hat{m}, y, z)\}, \quad (8.2)$$

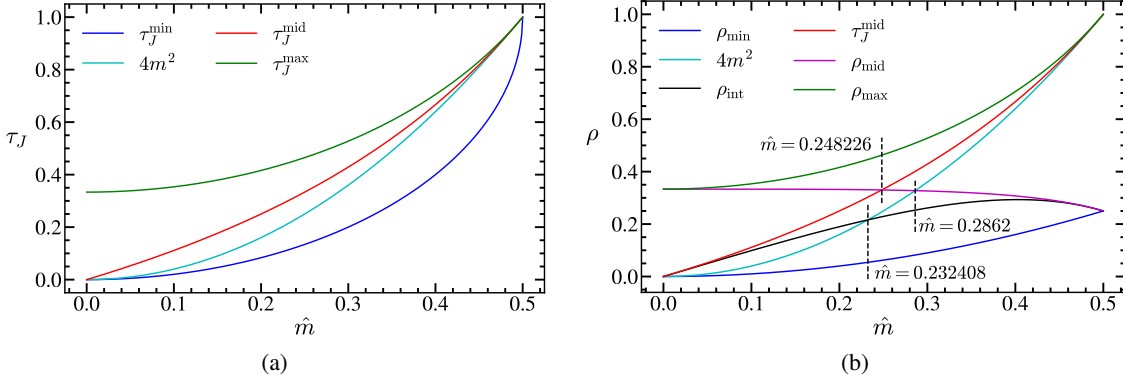


Figure 7. Values of 2-jettiness [panel (a)] and heavy jet mass [panel (b)] for which the contour lines of constant event shape reach a limiting value: either they take their maximum or minimal values or transition from hitting the phase space boundary to enter the Dalitz region.

with $\text{mod}(\hat{m}, y, z) \equiv \sqrt{(1 - yz)^2 - 4\hat{m}^2}$. The three values in the list correspond to the thrust axis parallel to the 3-momentum of the gluon, quark and anti-quark, respectively. On the other hand, heavy jet mass is the largest invariant mass of the two hemispheres defined by the plane orthogonal to the thrust axis. For the configuration just described the measurement is best written as a piecewise function:

$$\begin{aligned}
 z_- \leq z \leq \frac{1}{2}, & \quad 0 \leq y \leq y_{\text{top}}(\hat{m}, z), & \quad \rho = \hat{m}^2 + yz, \\
 \frac{1}{2} \leq z \leq 1, & \quad 0 \leq y \leq y_{\text{top}}(\hat{m}, 1 - z), & \quad \rho = \hat{m}^2 + y(1 - z), \\
 \hat{m} \leq z \leq 1 - \hat{m}, & \quad y_{\text{low}}(\hat{m}, z) \leq y \leq y_{\text{max}}(\hat{m}, z), & \quad \rho = 1 - y,
 \end{aligned} \tag{8.3}$$

where we have defined $y_{\text{low}}(\hat{m}, z) = \max[y_\tau(\hat{m}, z), y_\tau(\hat{m}, 1 - z)]$. Again, the three regions correspond to the thrust axis pointing into the anti-quark, quark and gluon 3-momentum directions, respectively. It is therefore trivial to see that in the massless limit heavy jet mass and 2-jettiness, with either two or three partons, are identical.

8.1 Thrust

Even though we have provided a very compact expression for the τ_J measurement in Eq. (8.1), for an analytic computation it is more practical to use the regions displayed in Eq. (8.3). The Dalitz region mirror symmetry simplifies the discussion, since it restricts the integration to $z < 1/2$ such that it is enough to consider the anti-quark and gluon regions only, for which the corresponding measurement delta functions read

$$\delta_q^{\tau_J} = \frac{t(\tau_J)}{z\xi(\tau_J)} \delta\left[y - \frac{1 - \xi(\tau_J)}{z}\right], \quad \delta_g^{\tau_J} = \delta[y - t(\tau_J)], \tag{8.4}$$

where we have defined $t(\tau_J) = 1 - \tau_J$ and $\xi(\hat{m}, \tau_J) = \sqrt{t(\tau_J)^2 + 4\hat{m}^2}$. Since the highest possible value of y in the Dalitz region is $y_{\text{max}}(1/2) = \beta^2$ (in the gluon region), the contour line of constant τ_J lives only in the anti-quark region for $\tau_J < 4\hat{m}^2$, where it meets the phase space boundary at $z_1(\hat{m}, \tau_J) = [1 + \tau_J - \xi(\hat{m}, \tau_J)]/2$. From the limiting condition $z_1(\hat{m}, \tau_J^{\text{min}}) = z_-(\hat{m})$ one obtains the minimal value of 2-jettiness: $\tau_J^{\text{min}}(\hat{m}) = 1 - \sqrt{1 - 4\hat{m}^2}$. From the condition $z_1(\hat{m}, \tau_J^{\text{mid}}) = \hat{m}$ (that is, the contour line hits the point at which the phase-space boundary meets the line that separates the anti-quark and gluon regions) one can see that for

$4\hat{m}^2 < \tau_J < \hat{m}/(1 - \hat{m}) \equiv \tau_J^{\text{mid}}(\hat{m})$ the contour line also has a patch in the gluon region, which cuts the phase space boundary at $z_2(\hat{m}, \tau_J) = [1 - \sqrt{1 - 4\hat{m}^2/\tau_J}]/2$ [one can imagine that the contour line “leaves” the Dalitz region (anti-quark patch) through z_1 and re-enters it in z_2 (gluon patch)]. One can easily check that $z_2(\hat{m}, \tau_J^{\text{mid}}) = \hat{m}$. Finally, if $\tau_J > \tau_J^{\text{mid}}(\hat{m})$ the contour line becomes continuous (although not smooth), lives both in the anti-quark and gluon regions, never exits the Dalitz region but meets the thrust axis boundary at $z_3(\hat{m}, \tau_J) = [1 - \xi(\hat{m}, \tau_J)]/t(\tau_J)$. From the limiting condition $z_3(\hat{m}, \tau_J^{\text{max}}) = 1/2$ one obtains the maximum value of 2-jettiness: $\tau_J^{\text{max}}(\hat{m}) = (5 - 4\sqrt{1 - 3\hat{m}^2})/3$. One can easily see that for physical values of \hat{m} the hierarchy $\tau_J^{\text{min}}(\hat{m}) \leq 4\hat{m}^2 \leq \tau_J^{\text{mid}}(\hat{m}) \leq \tau_J^{\text{max}}(\hat{m})$ holds, as can be checked graphically in Fig. 7(a). Defining $z_{ij}(\hat{m}, \tau_J) = \max[z_i(\hat{m}, \tau_J), z_j(\hat{m}, \tau_J)]$ we obtain

$$\begin{aligned} \frac{1}{\sigma_0} \frac{d\sigma_{\text{ang}}^C}{d\tau_J} &= \frac{3\alpha_s C_F}{4\pi} g_{\tau_J}^{\text{ang}, C}(\hat{m}, \tau_J), \\ g_{\tau_J}^{\text{ang}, C}(\hat{m}, \tau) &= \frac{[1 - \xi(\hat{m}, \tau)]t(\tau)}{\xi(\hat{m}, \tau)} \int_{z_{13}(\hat{m}, \tau)}^{\frac{1}{2}} \frac{dz}{z^2} A_q^C \left[\hat{m}, \frac{1 - \xi(\hat{m}, \tau)}{z}, z \right] + t(\tau)\theta(\tau - 4\hat{m}^2) \int_{z_{23}(\hat{m}, \tau)}^{\frac{1}{2}} dz A_g^C[\hat{m}, t(\tau), z] \\ &= \frac{t(\tau)}{\xi(\hat{m}, \tau)} g_q^C[\hat{m}, z_{13}(\hat{m}, \tau), 1 - \xi(\hat{m}, \tau)] + \theta(\tau - 4\hat{m}^2) g_g^C[\hat{m}, z_{23}(\hat{m}, \tau), \tau], \end{aligned} \quad (8.5)$$

where the functions $g_{g, \bar{q}}^C$ can be computed analytically:

$$\begin{aligned} g_{\bar{q}}^V(\hat{m}, z, \xi) &= \frac{1}{2\xi[(1 - \xi)^2 - 4\hat{m}^2]} \left[2\hat{m}^2[2 + 3(\xi - 2)\xi + 4\hat{m}^2(4\xi - 3) + 16\hat{m}^4] \log\left(\frac{1}{z} - 1\right) \right. \\ &\quad - \frac{1 - 2z}{(1 - z)^2 z} \{ \xi^2(1 - z)[\xi - 2(1 - \xi)z] + \hat{m}^2\xi(1 - z)[4(1 - \xi)z + \xi] \\ &\quad \left. + 4\hat{m}^4 z(1 - 6\xi + 4\xi z) - 16\hat{m}^6 z \} \right], \\ g_{\bar{q}}^A(\hat{m}, z, \xi) &= \frac{\xi}{2z\xi^2(1 - z)[(1 - \xi)^2 - 4\hat{m}^2]} \left[-2\hat{m}^2 z^2(1 - z)(2 - 4\hat{m}^2 - \xi^2) \log\left(\frac{1}{z} - 1\right) \right. \\ &\quad - (1 - 2z)\{ \xi(1 - 2\hat{m}^2)(1 - z)(1 + 2z) - 2z[1 - z + 2\hat{m}^2(\hat{m}^2 + 2z - 2)] \} \\ &\quad \left. - \hat{m}^2 \xi^2(1 - z)(1 + 4z) \right], \\ g_g^V(\hat{m}, z, \tau_J) &= \frac{1}{1 - \tau_J} \left[\tau_J(1 - 2z) - 2\hat{m}^2 \log\left(\frac{1}{z} - 1\right) \right], \\ g_g^A(\hat{m}, z, \tau_J) &= \frac{1}{1 - \tau_J} \left\{ (1 - 2z) \left[\tau_J + \frac{2\hat{m}^4}{(1 - z)z} \right] + \hat{m}^2(\tau_J^2 - 4\tau_J - \beta^2) \log\left(\frac{1}{z} - 1\right) \right\}. \end{aligned} \quad (8.6)$$

A graphical representation of the 2-jettiness angular differential distribution at $\mathcal{O}(\alpha_s)$ is to be found in Fig. 8. For both currents, implementing the SCET counting $\tau \propto \mathcal{O}(\lambda^2)$ and $m \propto \mathcal{O}(\lambda)$ one finds:

$$\begin{aligned} g_{\tau_J}^V(\hat{m}, \tau_J) &\simeq \frac{8\hat{m}^4 - 8\hat{m}^2\tau + \tau^2 - 4\hat{m}^2(\tau - \hat{m}^2) \log(\tau - \hat{m}^2)}{2(\tau - \hat{m}^2)(\tau - 2\hat{m}^2)} + \mathcal{O}(\lambda), \\ g_{\tau_J}^A(\hat{m}, \tau_J) &\simeq \frac{\tau(\tau - 2\hat{m}^2)}{2(\tau - \hat{m}^2)^2} + \mathcal{O}(\lambda), \end{aligned} \quad (8.7)$$

which is significantly different to the case of the unoriented cross section, for which both currents coincide at leading order in the SCET power counting.

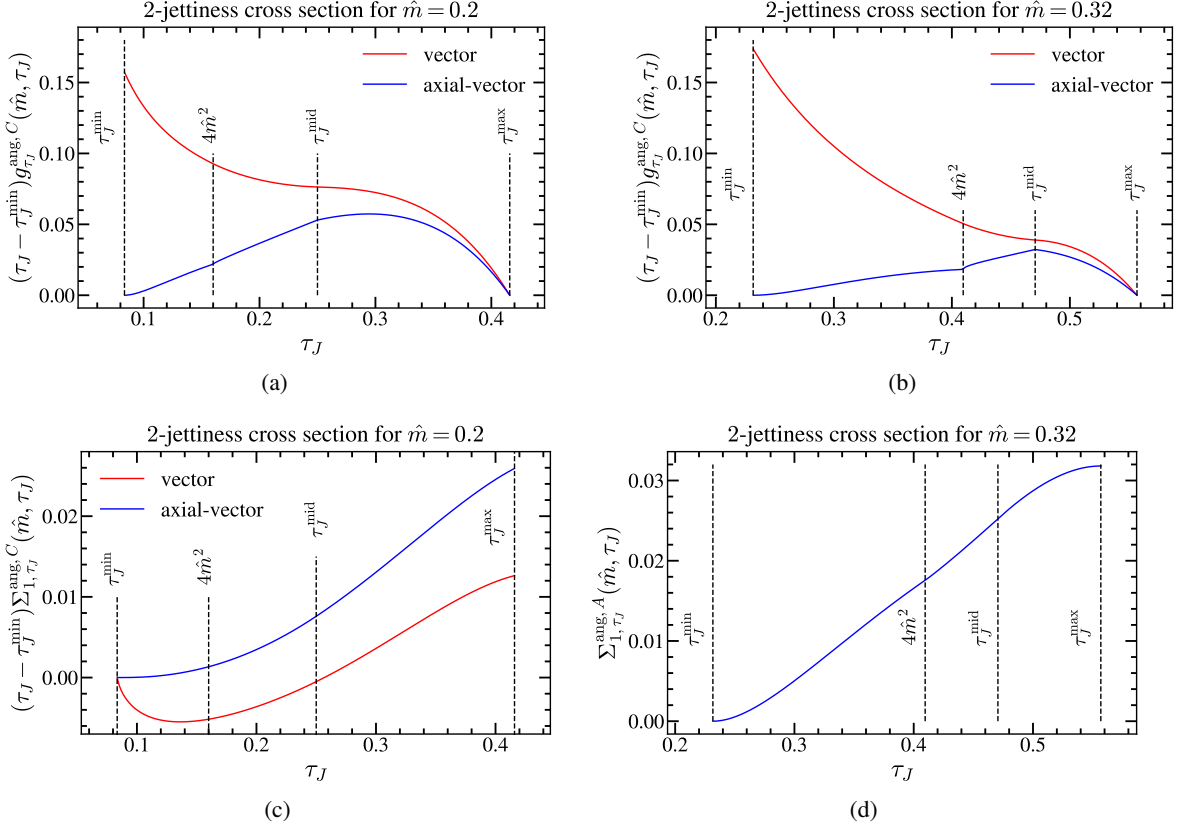


Figure 8. Differential (upper panels) and cumulative (lower panels) 2-jettiness distribution for $\hat{m} = 0.2$ (left panels) and $\hat{m} = 0.32$ (right panels) for the vector (red) and axial-vector (blue) currents. In panels (a) to (c) we multiply the cross section by $\tau_J - \tau_J^{\min}$ to achieve a finite result across the whole spectrum. In panel (d) we show only the axial-vector current and do not multiply by $\tau_J - \tau_J^{\min}$. Vertical dashed black lines signal the limiting values of τ shown in Fig. 7(a), where one can observe either cusps or discontinuities in the cross sections.

One can compute the oriented cumulative distribution, which is defined as

$$\Sigma_e^{\text{ang}, C}(\hat{m}, e_c) = \frac{1}{\sigma_0^C} \int_{e_{\min}}^{e_c} de \frac{d\sigma_{\text{ang}}^C}{de} \equiv R_0^{\text{ang}, C}(\hat{m}) \theta[e_c - e_{\min}(\hat{m})] + \sum_{n=1} \left[\frac{\alpha_s(\mu)}{\pi} \right]^n \Sigma_{e,n}^{\text{ang}, C}(\hat{m}, \mu, e_c), \quad (8.8)$$

following the same logic as in Ref. [6]. Since $\Sigma_e^{\text{ang}, C}$ obeys an homogeneous renormalization group equation, there is no μ dependence in $\Sigma_{e,1}^{\text{ang}, C}$. At $O(\alpha_s)$ one ends up in the following compact result:

$$\begin{aligned} \Sigma_{\tau_J,1}^{\text{ang}, C}(\hat{m}, \tau_c) &= R_1^{\text{ang}, C}(\hat{m}) - \frac{3C_F}{4} \int_{z_{13}(\hat{m}, \tau_c)}^{\frac{1}{2}} dz \left\{ \tilde{A}_{\tilde{q}}^C[\hat{m}, y_{\text{top}}(\hat{m}, z), z] - \tilde{A}_{\tilde{q}}^C\left[\hat{m}, \frac{1 - \xi(\hat{m}, \tau_c)}{z}, z\right] \right\} \\ &\quad - \frac{3C_F}{4} \int_{\max[\hat{m}, z^3(\hat{m}, \tau_c)]}^{\frac{1}{2}} dz \tilde{A}_g^C[\hat{m}, \min[y_{\text{max}}(\hat{m}, z), 1 - \tau_c], y_{\tau}(\hat{m}, z), z], \end{aligned} \quad (8.9)$$

where the analytic expressions for $\tilde{A}_{\tilde{q},g}^C$ have been already given in Eqs. (6.7) and (6.13) for the axial-vector and vector currents, respectively. The z integrals are in practice computed numerically with high accuracy even for

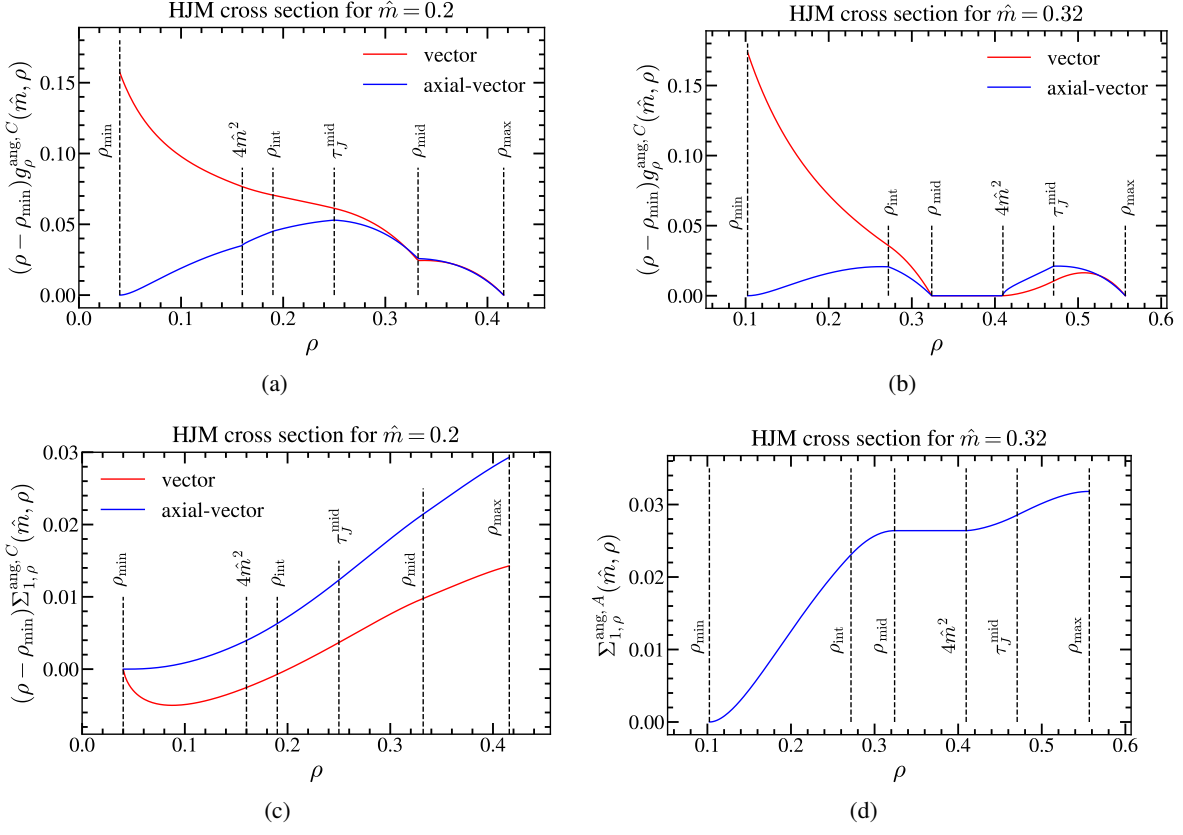


Figure 9. Same as Fig. 8 for heavy jet mass. Panel (d) shows only the results for the axial-vector current to highlight the region of constant cumulative cross section.

values very close to $\tau_J^{\min}(\hat{m})$. In Fig. 8 we show the NLO pieces for the 2-jettiness differential and cumulative cross sections for two values of \hat{m} . For $\hat{m} = 0.32$ one can observe small kinks in $\tau = 4\hat{m}^2$ and $\tau = \tau_J^{\text{mid}}$. Finally, we observe a negative cumulative cross section for the vector current and $\hat{m} = 0.2$, indicating the necessity of Sudakov log resummation.

8.2 Heavy Jet Mass

The differential and cumulative cross sections for heavy jet mass can be expressed in terms of functions already computed. In fact, for the region in which the thrust axis is collinear to the gluon momentum heavy jet mass and 2-jettiness are identical. For the region of \hat{n} pointing into the same direction as $\vec{p}_{\bar{q}}$ the measurement delta function reads:

$$\delta_q^\rho = \frac{1}{z} \delta\left(y - \frac{\rho - \hat{m}^2}{z}\right). \quad (8.10)$$

It is useful to define $r(\hat{m}, \rho) = 1 + \rho - \hat{m}^2$ and $\chi(\hat{m}, \rho) = \sqrt{r(\hat{m}, \rho)^2 - 4\rho}$. Since the patch of the contour line in the gluon region has been discussed at length in the previous subsection, we now focus on the \bar{q} region exclusively. We anticipate that there is no value of ρ for which the full contour line becomes continuous. For $\hat{m}^2 < \rho < \hat{m}(1 - \hat{m} - \hat{m}^2)/(1 - \hat{m}) \equiv \rho_{\text{int}}(\hat{m})$ it hits the phase space boundary at $z_4(\hat{m}, \rho) = [r(\hat{m}, \rho) - \chi(\hat{m}, \rho)]/2$ in the \bar{q} region. From the limiting condition $z_4(\hat{m}, \rho_{\min}) = z_-(\hat{m})$ we obtain the minimal value

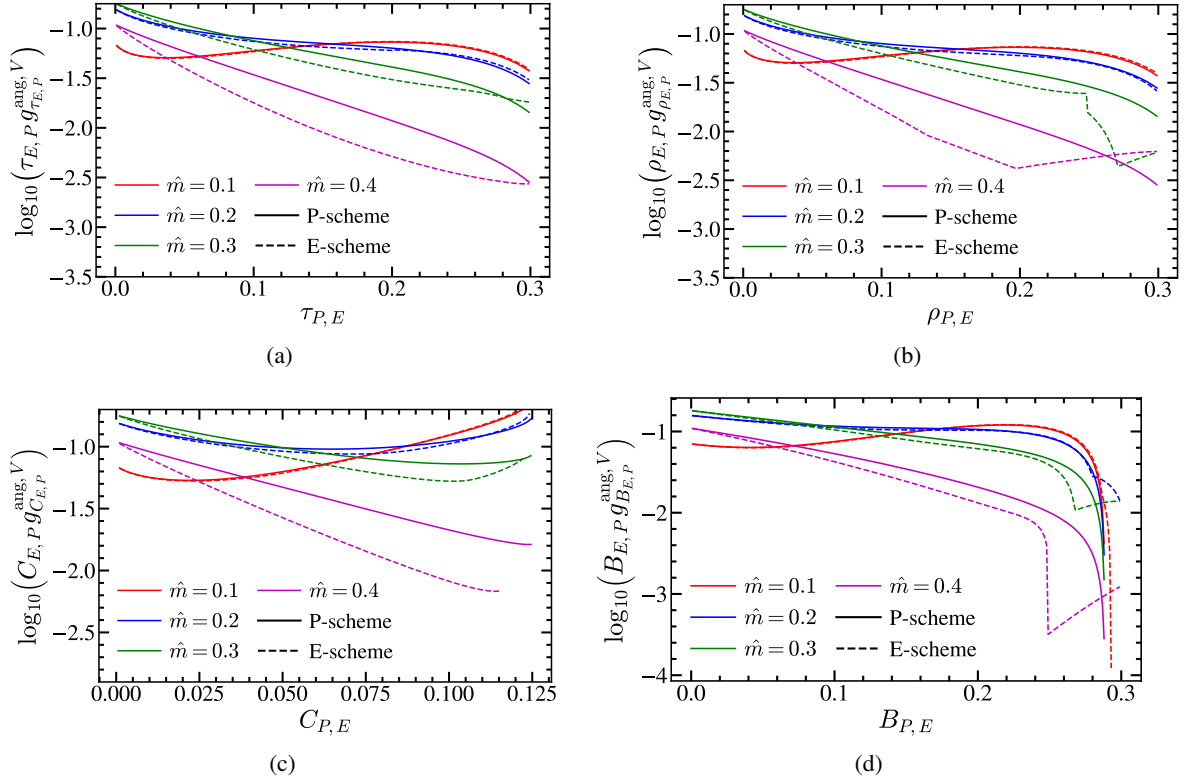


Figure 10. Differential cross sections for the vector current in the P- (solid lines) and E-scheme (dashed lines) for $\hat{m} = 0.1, 0.2, 0.3$ and 0.4 in red, blue, green and magenta, respectively. Panels (a), (b), (c) and (d) correspond to thrust, heavy-jet-mass, C-parameter and jet broadening, respectively.

of heavy jet mass $\rho_{\min}(\hat{m}) = \hat{m}^2$. The value $\rho_{\text{int}}(\hat{m})$ is obtained from the condition $z_4(\hat{m}, \rho_{\text{int}}) = \hat{m}$. For $\rho_{\text{int}}(\hat{m}) < \rho < \hat{m}^2 + 2\sqrt{1 - 3\hat{m}^2/3} - 1/3 \equiv \rho_{\text{mid}}(\hat{m})$ the contour line hits the boundary of the g and \bar{q} regions at $z_5(\hat{m}, \rho) = [r(\hat{m}, \rho) - 1]/\sqrt{(1 - \rho)^2 - 2\hat{m}^2(1 + \rho) + \hat{m}^4} \neq z_3(\hat{m}, \rho)$. The expression for $\rho_{\text{mid}}(\hat{m})$ is obtained from the condition $z_5(\hat{m}, \rho_{\text{mid}}) = 1/2$. Finally, for $\rho_{\text{mid}}(\hat{m}) < \rho < \tau_J^{\max}(\hat{m})$ the contour line exists only in the gluon region. Therefore the maximum value of heavy jet mass is $\rho_{\max}(\hat{m}) = \tau_J^{\max}(\hat{m})$. One can easily see that for $0 \leq \hat{m} \leq 1/2$ one has $\rho_{\min}(\hat{m}) \leq \rho_{\text{int}}(\hat{m}) \leq \{\tau_J^{\text{mid}}(\hat{m}), \rho_{\text{mid}}(\hat{m})\} \leq \rho_{\max}(\hat{m})$ as can be checked graphically in Fig. 7(b). For $\hat{m} \leq 0.248226$ one has $\rho_{\text{mid}}(\hat{m}) \geq \tau_J^{\text{mid}}(\hat{m})$, while $\hat{m} \leq (5 - \sqrt{13})/6 \approx 0.232408$ implies $4\hat{m}^2 \leq \rho_{\text{int}}(\hat{m})$, although these have no implications. On the other hand, if $\hat{m} \leq \sqrt{(2\sqrt{13} - 5)/27} \approx 0.286169$ one has $4\hat{m}^2 \leq \rho_{\text{mid}}(\hat{m})$, and this entails the cross section is zero for $\rho_{\text{mid}}(\hat{m}) < \rho < 4\hat{m}^2$ as can be seen in Figs. 9(a) and 9(b). A simple computation yields the following result for the differential cross section

$$\begin{aligned} \frac{1}{\sigma_0} \frac{d\sigma_{\text{ang}}^C}{d\rho} &= \frac{3\alpha_s C_F}{4\pi} g_{\tau_J}^{\text{ang}, C}(\hat{m}, \rho), \\ g_{\rho}^{\text{ang}, C}(\hat{m}, \rho) &= \theta[\rho_{\text{mid}}(\hat{m}) - \rho] \int_{z_{45}(\hat{m}, \rho)}^{\frac{1}{2}} \frac{dz}{z^2} A_{\bar{q}}^C \left[\hat{m}, \frac{\rho - \hat{m}^2}{z}, z \right] + t(\rho) \theta(\rho - 4\hat{m}^2) \int_{z_{23}(\hat{m}, \rho)}^{\frac{1}{2}} dz A_g^C [\hat{m}, t(\rho), z] \\ &= \theta[\rho_{\text{mid}}(\hat{m}) - \rho] g_{\bar{q}}^C [\hat{m}, z_{45}(\hat{m}, \rho), \rho - \hat{m}^2] + \theta(\rho - 4\hat{m}^2) g_g^C [\hat{m}, z_{23}(\hat{m}, \rho), \rho], \end{aligned} \quad (8.11)$$

where the analytic form of $g_{g,\bar{q}}^C$ for both currents has been given already in Eq. (8.6). Implementing the SCET counting $\rho \propto O(\lambda^2)$ and $m \propto O(\lambda)$ one finds:

$$\begin{aligned} f_\rho^V(\hat{m}, \rho) &= \frac{\hat{m}^4 - 6\hat{m}^2\rho - 4\hat{m}^2\rho \log(\rho) + \rho^2}{2\rho(\rho - \hat{m}^2)} + O(\lambda), \\ f_\rho^A(\hat{m}, \rho) &= \frac{\rho^2 - \hat{m}^4}{2\rho^2} + O(\lambda), \end{aligned} \quad (8.12)$$

where again we find different limits for vector and axial-vector currents. This implies that the subleading jet function appearing in the factorization theorem derived in Ref. [29], for massive quarks, depends on the current. Despite appearances, the “jet function” is the same for 2-jettiness and heavy-jet-mass once the endpoints e_{\min} , expanded in the SCET limit, have been shifted away:

$$f_\rho^C(\hat{m}, e + \hat{m}^2) + O(\lambda) = f_{\tau_J}^V(\hat{m}, e + 2\hat{m}^2) + O(\lambda). \quad (8.13)$$

Finally, for $\hat{m} = 0$ the limits of both currents coincide. For the cumulative distribution we have

$$\begin{aligned} \Sigma_{\rho,1}^{\text{ang},C}(\hat{m}, \rho_c) &= R_1^{\text{ang},C}(\hat{m}) - \frac{3C_F}{4} \left\{ \int_{\max[\hat{m}, z_3(\hat{m}, \rho_c)]}^{\frac{1}{2}} dz \tilde{A}_g^C[\hat{m}, \min[y_{\max}(\hat{m}, z), 1 - \rho_c], y_\tau(\hat{m}, z)] \right. \\ &\quad \left. - \theta[\rho_{\text{mid}}(\hat{m}) - \rho_c] \int_{z_{45}(\hat{m}, \rho_c)}^{\frac{1}{2}} dz \left[\tilde{A}_q^C[\hat{m}, y_{\text{top}}(\hat{m}, z), z] - \tilde{A}_q^C\left(\hat{m}, \frac{\rho_c - \hat{m}^2}{z}, z\right) \right] \right\}, \end{aligned} \quad (8.14)$$

where again all pieces are known and we compute the z integration numerically. In Figs. 9(c) and 9(d) we show $\Sigma_{\rho,1}^{\text{ang},C}$ for two values of \hat{m} . In general we find that cusps for cumulative cross sections are less pronounced than for their differential counterparts. In particular, for $\hat{m} = 0.32$ one can see that for $\rho_{\text{mid}} < \rho < 4\hat{m}^2$ the cumulative cross section is constant, as a result of the differential cross section being zero in that patch.

9 Numerical Analysis

One can perform a number of tests on the numerical and analytic computations carried out in this article. First, we have checked that both for 2-jettiness and heavy jet mass, taking a numerical derivative of the cumulative distribution accurately reproduces the differential one, including the kinks. Second, the differential cross section for the vector current must verify the following condition (the equivalent statement for the axial-vector current is that the limit is simply zero)

$$\lim_{e \rightarrow e_{\min}(\hat{m})} [e - e_{\min}(\hat{m})] g_e^{\text{ang},V}(\hat{m}, e) = \frac{4}{3} B_{\text{plus}}^{\text{ang}}(\hat{m}). \quad (9.1)$$

A graphical verification of this requirement can be found in Fig. 11(a) for the vector current.

Third, integrating the differential cross section must yield the total cross section. For the vector current this implies a constraint between the radiative tail of the differential cross section and the coefficients of the singular distributions, while for the axial-vector current it is simply an integral condition:

$$\begin{aligned} R_1^{\text{ang},V}(\hat{m}) &= C_F \left\{ \int_{e_{\min}}^{e_{\max}} de \left[\frac{3}{4} g_e^{\text{ang},V}(\hat{m}, e) - \frac{B_{\text{plus}}^{\text{ang}}(\hat{m})}{e - e_{\min}} \right] + B_{\text{plus}}^{\text{ang}}(\hat{m}) \log(e_{\max} - e_{\min}) + A_e^{\text{ang}}(\hat{m}) \right\}, \\ R_1^{\text{ang},V}(\hat{m}) &= \frac{3C_F}{4} \int_{e_{\min}}^{e_{\max}} de g_e^{\text{ang},A}(\hat{m}, e). \end{aligned} \quad (9.2)$$

We have verified that these constraints are satisfied for all event shapes discussed in this article.

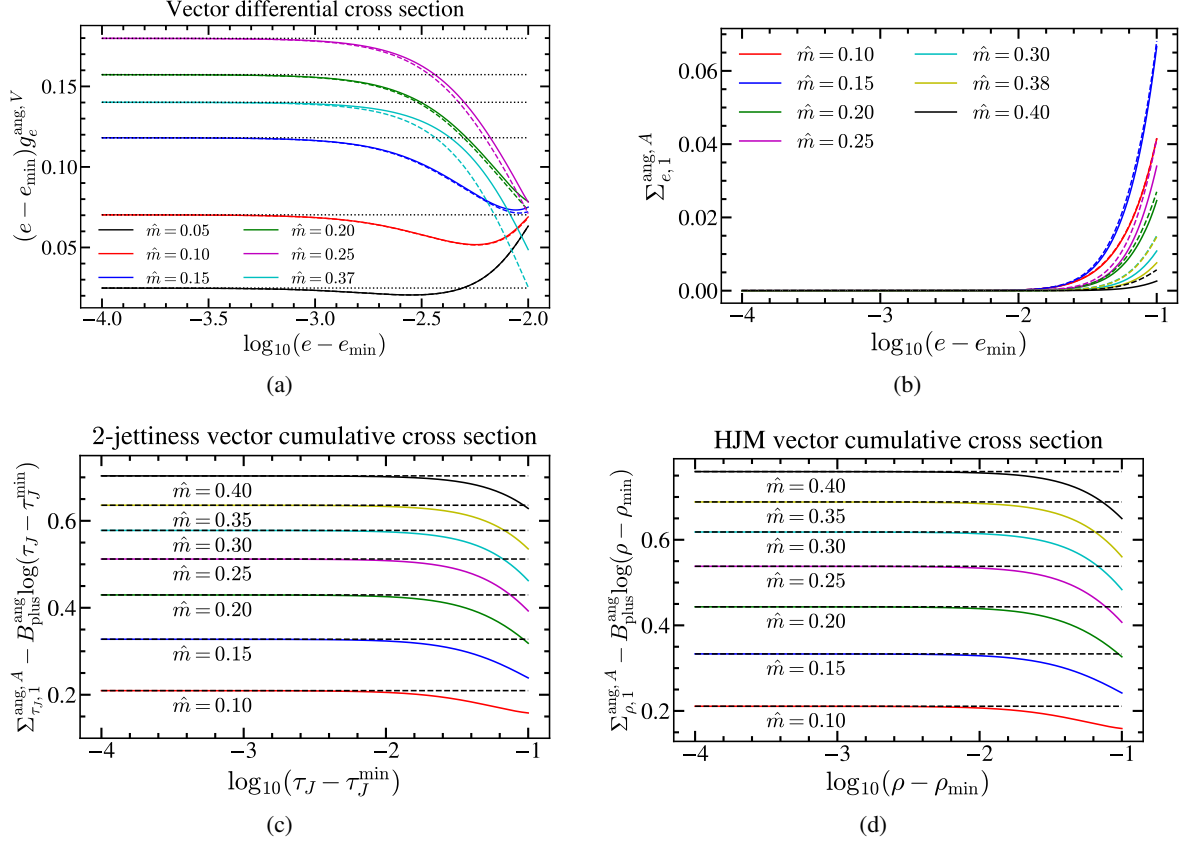


Figure 11. Panel (a): Limit of the differential cross section as taken in Eq. (9.1) for the vector current, for 2-jettiness (solid lines) and heavy jet mass (dashed lines), for various values of the reduced mass \hat{m} . The dotted lines indicate the analytic value of $(4/3)B_{\text{plus}}^{\text{ang}}$. Panel (b): Limit of the axial-vector cumulative distribution as taken in the second line of Eq. (9.4) for 2-jettiness (solid lines) and heavy jet mass (dashed lines), for a number of reduced masses \hat{m} . Lower panels: Limit of the vector current cumulative cross section as taken in the first line of Eq. (9.4) for 2-jettiness [panel (c)] and heavy jet mass [panel (d)] for various values of \hat{m} . Dashed horizontal lines indicate the analytic values of $C_F A_e(\hat{m})$.

An equivalent test on the cumulative cross section can be derived. To that end we note that $\Sigma_{e,1}^{\text{ang}, V}$ can also be decomposed into singular and non-singular terms:

$$\Sigma_{e,1}^{\text{ang}, V}(\hat{m}, e) = C_F A_e^{\text{ang}}(\hat{m}) \theta(e - e_{\min}) + C_F B_{\text{plus}}^{\text{ang}}(\hat{m}) \log(e - e_{\min}) + \Sigma_{e, \text{NS}, 1}^{\text{ang}, V}(\hat{m}, e), \quad (9.3)$$

while for the axial-vector current one has only the non-singular term. For the cumulative non-singular cross section (which is nothing more than the cumulative of the non-singular differential cross section) implies $\Sigma_{e, \text{NS}, 1}^{\text{ang}, C}(\hat{m}, e_{\min}) = 0$ (again, this is trivial to see because the non-singular differential distribution is by definition integrable and therefore vanishes if the lower and upper integration limits coincide). This can be translated into the following constraints:

$$\begin{aligned} C_F A_e^{\text{ang}}(\hat{m}) &= \lim_{e \rightarrow e_{\min}} [\Sigma_{e,1}^{\text{ang}, V}(\hat{m}, e) - C_F B_{\text{plus}}^{\text{ang}}(\hat{m}) \log(e - e_{\min})], \\ 0 &= \lim_{e \rightarrow e_{\min}} \Sigma_{e,1}^{\text{ang}, A}(\hat{m}, e). \end{aligned} \quad (9.4)$$

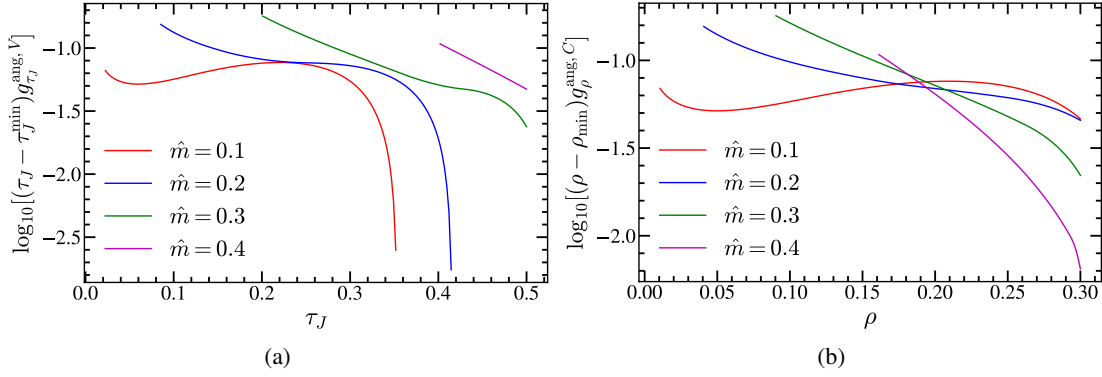


Figure 12. Same as Fig. 10 in the original massive scheme for 2-jettiness and heavy jet mass.

These conditions have been checked graphically, as can be seen for the axial-vector current in Fig. 11(b) (both for 2-jettiness and heavy jet mass), and for the vector current in Figs. 11(c) and 11(d) for 2-jettiness and heavy jet mass, respectively. In Fig. 10 we show vector-current differential cross sections for a selection of event shapes in the P- and E-schemes, for various values of the reduced mass \hat{m} . We multiply the results by the event shape value e in order to have a finite result at $e = 0$. As discussed in Ref. [6], both schemes have a small sensitivity to the quark mass since $e_{\min}^{E,P} = 0$. The E-scheme heavy-jet-mass distribution for large values of the reduced mass presents kinks and discontinuities, while the rest of schemes, masses and event shapes are quite smooth. In Fig. 12 we show the same distributions for 2-jettiness and heavy jet mass in their original (mass-sensitive) schemes.

We close this section quantifying the size of the bottom quark mass corrections to the total angular cross section as a function of the center-of-mass energy Q , arguably the most relevant result in this article. For this analysis we use the quark mass in the $\overline{\text{MS}}$ scheme and set the renormalization scale to its canonical value $\mu = Q$. Finally, we use the canonical reference values $\overline{m}_b(\overline{m}_b) = 4.2 \text{ GeV}$ and $\alpha_s^{(n_f=5)} = 0.1181$, which are evolved to $\mu = Q$ using REvolver [45]. First we assume that one can experimentally ‘tag’ on bottom quarks and a given current and compute the ratio of the bottom correction over the massless result for both currents at leading and next-to-leading order for the vector current, and at the only available order for the axial-vector current — that is, $\mathcal{O}(\alpha_s)$. The vector current represents always a much bigger correction since it starts at $\mathcal{O}(\alpha_s^0)$ while the massless results and the axial-vector current have no tree-level contribution. As expected, the correction is significantly larger at smaller energies: for the the NLO prediction, while at $Q = 30 \text{ GeV}$ the correction is 1.85 times larger than the massless approximation, at $Q = \{50, 100\} \text{ GeV}$ it has already gone down to $\{64, 16\}\%$, as can be seen in Fig. 13(a). For the axial-vector current the correction is always negative and at the three energies just quoted amounts to 11%, 3.8% and 9 %, respectively. A more realistic comparison, presented in Fig. 13(b), considers the inclusive measurement of the cross section, that is, the incoherent sum of cross sections for all quarks lighter than the top and including the two currents. We again consider the ratio (mass correction)/(massless approximation), which is computed taking into account the electroweak factors of Eq. (1.4). We use the numerical values $m_Z = 91.1876 \text{ GeV}$, $\Gamma_Z = 2.4952 \text{ GeV}$ and $\sin(\theta_W) = 0.23119$. Here the correction is milder, but still sizable such that it has to be included in any precision analysis, in particular if it includes data at small or intermediate energies. For the NLO prediction the massive correction is 38%, 4.27% and 1.11% for $Q = 20, 50$ and 100 GeV , respectively.

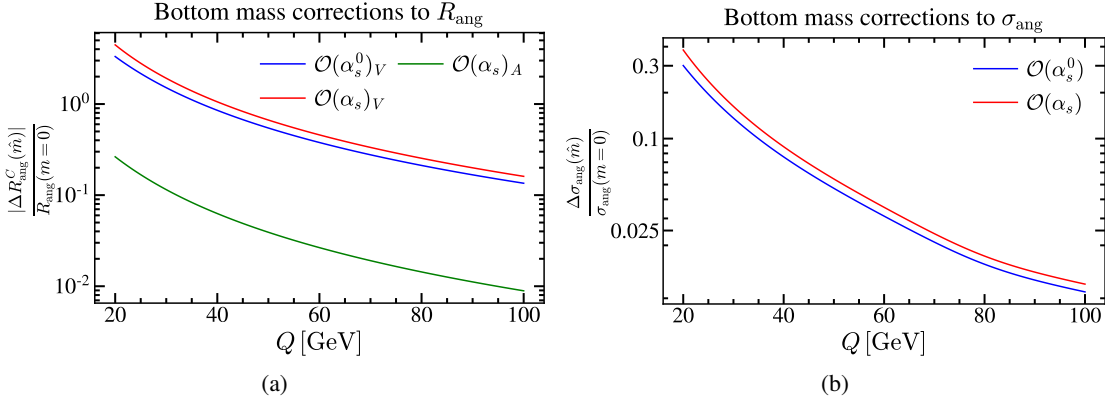


Figure 13. Bottom mass corrections to the total angular cross section as a function of the center-of-mass energy Q for bottom- and current-tagged measurements [panel (a)] or totally inclusive [panel (b)]. In blue and red we show the LO and NLO results for the vector [panel (a)] or total [panel (b)] cross sections. The green line in panel (a) corresponds to the axial-vector current, which starts only at $\mathcal{O}(\alpha_s)$.

10 Conclusions

Building on the earlier computations of Refs. [6, 27] we have determined oriented event-shape distributions for massive quarks up to $\mathcal{O}(\alpha_s)$, as well as the corresponding total angular cross section. The tree-level computation reveals that, as opposed to the massless situation, there is a non-vanishing result at lowest order for the vector current. Therefore we have worked out the angular-differential 2- and 3-body phase space in $d = 4 - 2\epsilon$ dimensions, necessary to regulate the infrared singularities present in the virtual- and real-radiation contributions, and checked that upon the integration of all angles the usual angular-inclusive phase space results are reproduced. To construct the d -dimensional 3-body phase space in a coherent way we use the Gram-Schmidt procedure.

Our strategy is to project out the angular structure (in d dimensions) at very earlier stages of the computation. This causes that at intermediate steps some spurious terms, artifact of dimensional regularization, show up, they cancel out when all terms are added. Other regularization methods such as giving the gluon a small mass would not have this problem. However, having an additional energy scale would significantly complicate the computations, on top of spoiling gauge invariance, so we have discarded this possibility. After adding real- and virtual-radiation contributions we end up with a result free from infrared divergences. Moreover, we have checked that upon sending the quark mass to zero the massless results of Ref. [27] are recovered. For the vector current we find a universal coefficient multiplying the plus function, and derive a closed form for the coefficient of the Dirac delta function that has dependence on the observable only through an integral, which was already encountered (and solved analytically for many event shapes) in Ref. [6]. We also provide results for the total angular cross section in terms of integrals that can be easily computed numerically, and find that this observable is enhanced when the massive quarks are slow for the vector current. This indicates that the total angular cross section might be an interesting observable to determine the top quark mass at a future linear collider through threshold scans.

Our results have been used to compute the differential and cumulative distributions for any observable with a simple adaption of the algorithm described in Ref. [6]. We have however focused in deriving and discussing in detail theoretical expressions for the most prominent event-shapes: 2-jettiness and thrust. We compute analytically the differential cross section for both, which can be expressed in terms of two functions, common

for the two observables discussed. For the cumulative cross sections we obtain results written as one-dimensional integrals of functions that appeared already in the expressions for the total angular cross section. For heavy jet mass we discovered that, for reduced masses larger than a certain value, the distribution is zero on a finite patch which is located between the minimal and maximal values of ρ . In this “island”, the cumulative cross section is constant.

We have made extensive analytic (carrying out the computations independently in two different approaches) and numerical (having independent codes that agree to machine precision) tests, as well as some sanity checks on our analytic and numeric results, all of them successful. Finally, we have numerically explored the size of the massive corrections, finding that for a realistic environment in which one is flavor blind, the corrections due to the non-zero mass of the bottom quark are as important as 16% percent at center-of-mass energies of about 30 GeV, and therefore must be included in any analysis that aims for high precision.

An obvious immediate application of our computation is determining the strong coupling from fits to experimental data on the total angular cross section from LEP and other colliders. This observable is highly convenient, since it is less affected by hadronization effects than differential event-shape distributions, but at the same time (for massless quarks) is directly proportional to α_s . Finally, due to its inclusive nature, it should be free from large logarithms. On the theory side, possible extensions of our work include generalizing the factorization theorem derived in Ref. [29] to massive quarks, and computing the corresponding subleading jet function to NLO. Lastly, one can study unstable top quarks. Since their decay products are not always produced in the same hemisphere, the thrust axis can be modified with respect to the stable-top approximation. Therefore, such off-shell effects will affect the event-shape distribution as well as the total angular cross section.

Acknowledgements

This work has been supported by the MECD grant PID2019-105439GB-C22, the IFT Centro de Excelencia Severo Ochoa Program under Grant SEV-2012-0249, the EU STRONG-2020 project under the program H2020-INFRAIA-2018-1, grant agreement No. 824093 and the COST Action CA16201 PARTICLEFACE. N. G. G. is supported by a JCyL scholarship funded by the regional government of Castilla y León and European Social Fund, 2017 call. A. B. is supported by an FPI scholarship funded by the Spanish MICINN under grant no. BES-2017-081399, and thanks the University of Salamanca for hospitality while parts of this work were completed.

References

- [1] C. Duhr, B. Mistlberger and G. Vita, *Four-Loop Rapidity Anomalous Dimension and Event Shapes to Fourth Logarithmic Order*, *Phys. Rev. Lett.* **129** (2022) 162001 [[2205.02242](#)].
- [2] C. Duhr, B. Mistlberger and G. Vita, *Soft integrals and soft anomalous dimensions at N^3 LO and beyond*, *JHEP* **09** (2022) 155 [[2205.04493](#)].
- [3] P. Nason and C. Oleari, *Next-to-leading-order corrections to the production of heavy-flavour jets in e^+e^- collisions*, *Nucl. Phys.* **B521** (1998) 237 [[hep-ph/9709360](#)].
- [4] W. Bernreuther, A. Brandenburg and P. Uwer, *Next-to-leading order QCD corrections to three jet cross-sections with massive quarks*, *Phys. Rev. Lett.* **79** (1997) 189 [[hep-ph/9703305](#)].
- [5] G. Rodrigo, M. S. Bilenky and A. Santamaria, *Quark-mass effects for jet production in e^+e^- collisions at the next-to-leading order: Results and applications*, *Nucl. Phys.* **B554** (1999) 257 [[hep-ph/9905276](#)].
- [6] C. Lepenik and V. Mateu, *NLO Massive Event-Shape Differential and Cumulative Distributions*, *JHEP* **03** (2020) 024 [[1912.08211](#)].

- [7] S. Fleming, A. H. Hoang, S. Mantry and I. W. Stewart, *Top Jets in the Peak Region: Factorization Analysis with NLL Resummation*, *Phys. Rev.* **D77** (2008) 114003 [[0711.2079](#)].
- [8] S. Fleming, A. H. Hoang, S. Mantry and I. W. Stewart, *Jets from massive unstable particles: Top-mass determination*, *Phys. Rev.* **D77** (2008) 074010 [[hep-ph/0703207](#)].
- [9] E. Gardi and L. Magnea, *The C parameter distribution in e^+e^- annihilation*, *JHEP* **0308** (2003) 030 [[hep-ph/0306094](#)].
- [10] G. Parisi, *Super Inclusive Cross-Sections*, *Phys. Lett.* **B74** (1978) 65.
- [11] J. F. Donoghue, F. Low and S.-Y. Pi, *Tensor Analysis of Hadronic Jets in Quantum Chromodynamics*, *Phys. Rev.* **D20** (1979) 2759.
- [12] A. Bris, V. Mateu and M. Preisser, *Massive event-shape distributions at N^2LL* , *JHEP* **09** (2020) 132 [[2006.06383](#)].
- [13] G. P. Salam and D. Wicke, *Hadron masses and power corrections to event shapes*, *JHEP* **05** (2001) 061 [[hep-ph/0102343](#)].
- [14] I. W. Stewart, F. J. Tackmann and W. J. Waalewijn, *Factorization at the LHC: From PDFs to Initial State Jets*, *Phys.Rev.* **D81** (2010) 094035 [[0910.0467](#)].
- [15] A. Jain, I. Scimemi and I. W. Stewart, *Two-loop Jet-Function and Jet-Mass for Top Quarks*, *Phys. Rev.* **D77** (2008) 094008 [[0801.0743](#)].
- [16] S. Gritschacher, A. H. Hoang, I. Jemos and P. Pietrulewicz, *Secondary Heavy Quark Production in Jets through Mass Modes*, *Phys. Rev.* **D88** (2013) 034021 [[1302.4743](#)].
- [17] P. Pietrulewicz, S. Gritschacher, A. H. Hoang, I. Jemos and V. Mateu, *Variable Flavor Number Scheme for Final State Jets in Thrust*, *Phys.Rev.* **D90** (2014) 114001 [[1405.4860](#)].
- [18] A. H. Hoang, A. Pathak, P. Pietrulewicz and I. W. Stewart, *Hard Matching for Boosted Tops at Two Loops*, *JHEP* **12** (2015) 059 [[1508.04137](#)].
- [19] A. H. Hoang, C. Lepenik and M. Stahlhofen, *Two-Loop Massive Quark Jet Functions in SCET*, *JHEP* **08** (2019) 112 [[1904.12839](#)].
- [20] B. Bachu, A. H. Hoang, V. Mateu, A. Pathak and I. W. Stewart, *Boosted top quarks in the peak region with N^3LL resummation*, *Phys. Rev. D* **104** (2021) 014026 [[2012.12304](#)].
- [21] A. H. Hoang, A. Jain, I. Scimemi and I. W. Stewart, *Infrared Renormalization Group Flow for Heavy Quark Masses*, *Phys. Rev. Lett.* **101** (2008) 151602 [[0803.4214](#)].
- [22] A. H. Hoang, A. Jain, C. Lepenik, V. Mateu, M. Preisser, I. Scimemi et al., *The MSR mass and the $O(\Lambda_{\text{QCD}})$ renormalon sum rule*, *JHEP* **04** (2018) 003 [[1704.01580](#)].
- [23] T. Sjostrand, S. Mrenna and P. Skands, *A Brief Introduction to PYTHIA 8.1*, *Comput.Phys.Commun.* **178**:852-867,2008 (2007) [[0710.3820v1](#)].
- [24] M. Butenschoen, B. Dehnadi, A. H. Hoang, V. Mateu, M. Preisser and I. W. Stewart, *Top Quark Mass Calibration for Monte Carlo Event Generators*, *Phys. Rev. Lett.* **117** (2016) 232001 [[1608.01318](#)].
- [25] E. Farhi, *A QCD Test for Jets*, *Phys. Rev. Lett.* **39** (1977) 1587.
- [26] B. Lampe, *On the longitudinal cross-section for $Z \rightarrow \text{hadrons}$* , *Phys. Lett. B* **301** (1993) 435.
- [27] V. Mateu and G. Rodrigo, *Oriented Event Shapes at $N^3LL + O(\alpha_s^2)$* , *JHEP* **1311** (2013) 030 [[1307.3513](#)].
- [28] S. Catani and M. H. Seymour, *A general algorithm for calculating jet cross sections in NLO QCD*, *Nucl. Phys.* **B485** (1997) 291 [[hep-ph/9605323](#)].
- [29] K. Hagiwara and G. Kirilin, *Angular distribution of thrust axis with power-suppressed contribution in e^+e^- annihilation*, *JHEP* **10** (2010) 093 [[1006.5330](#)].

- [30] C. W. Bauer, S. Fleming and M. E. Luke, *Summing Sudakov logarithms in $B \rightarrow X_s \gamma$ in effective field theory*, *Phys. Rev.* **D63** (2000) 014006 [[hep-ph/0005275](#)].
- [31] C. W. Bauer, S. Fleming, D. Pirjol and I. W. Stewart, *An Effective field theory for collinear and soft gluons: Heavy to light decays*, *Phys. Rev.* **D63** (2001) 114020 [[hep-ph/0011336](#)].
- [32] C. W. Bauer and I. W. Stewart, *Invariant operators in collinear effective theory*, *Phys. Lett.* **B516** (2001) 134 [[hep-ph/0107001](#)].
- [33] C. W. Bauer, D. Pirjol and I. W. Stewart, *Soft-Collinear Factorization in Effective Field Theory*, *Phys. Rev.* **D65** (2002) 054022 [[hep-ph/0109045](#)].
- [34] C. W. Bauer, S. Fleming, D. Pirjol, I. Z. Rothstein and I. W. Stewart, *Hard scattering factorization from effective field theory*, *Phys. Rev.* **D66** (2002) 014017 [[hep-ph/0202088](#)].
- [35] DELPHI collaboration, *Consistent measurements of $\alpha(s)$ from precise oriented event shape distributions*, *Eur. Phys. J. C* **14** (2000) 557 [[hep-ex/0002026](#)].
- [36] OPAL collaboration, *Measurement of the longitudinal cross-section using the direction of the thrust axis in hadronic events at LEP*, *Phys. Lett. B* **440** (1998) 393 [[hep-ex/9808035](#)].
- [37] J. Jersak, E. Laermann and P. M. Zerwas, *Electroweak Production of Heavy Quarks in $e^+ e^-$ Annihilation*, *Phys. Rev.* **D25** (1982) 1218.
- [38] B. W. Harris and J. F. Owens, *The Two cutoff phase space slicing method*, *Phys. Rev.* **D65** (2002) 094032 [[hep-ph/0102128](#)].
- [39] M. Jamin and M. E. Lautenbacher, *TRACER: Version 1.1: A Mathematica package for gamma algebra in arbitrary dimensions*, *Comput. Phys. Commun.* **74** (1993) 265.
- [40] I. Wolfram Research, *Mathematica Edition: Version 10.0*. Wolfram Research, Inc., Champaign, Illinois, 2014.
- [41] G. Van Rossum and F. L. Drake, *Python 3 Reference Manual*. CreateSpace, Scotts Valley, CA, 2009.
- [42] C. R. Harris, K. J. Millman, S. J. van der Walt, R. Gommers, P. Virtanen, D. Cournapeau et al., *Array programming with NumPy*, *Nature* **585** (2020) 357.
- [43] P. Virtanen, R. Gommers, T. E. Oliphant, M. Haberland, T. Reddy, D. Cournapeau et al., *SciPy 1.0: Fundamental Algorithms for Scientific Computing in Python*, *Nature Methods* **17** (2020) 261.
- [44] J. D. Hunter, *Matplotlib: A 2d graphics environment*, *Computing in Science & Engineering* **9** (2007) 90.
- [45] A. H. Hoang, C. Lepenik and V. Mateu, *REvolver: Automated running and matching of couplings and masses in QCD*, *Comput. Phys. Commun.* **270** (2022) 108145 [[2102.01085](#)].