

Identifying Correlation in Stream of Samples

Gu Zhenhao^a, Zhang Hao

^aSchool of Computing, National University of Singapore. Email: guzh@nus.edu.sg



School of Computing

Abstract

Identifying independence between two random variables or correlated given their samples has been a fundamental problem in Statistics. However, how to do so in a space-efficient way if the number of states is large is not quite well-studied.

We propose a new, simple counter matrix algorithm, which utilize hash functions and a compressed counter matrix to give an unbiased estimate of the ℓ_2 independence metric. With $\mathcal{O}(\epsilon^{-4} \log \delta^{-1})$ (very loose bound) space, we can guarantee $1 \pm \epsilon$ multiplicative error with probability at least $1 - \delta$. We also provide a comparison of our algorithm with the state-of-the-art sketching of sketches algorithm and show that our algorithm is effective, and actually faster and at least 2 times more space-efficient.

1 Introduction

In this paper, we try to check whether two (or more) random variables are independent based on their samples in a data stream. More specifically, given a stream of pairs (i, j) , where $i, j \in [n]^2$, and (i, j) follows a joint distribution (X, Y) , we want to check if X and Y are independent, i.e. $\Pr[X = i, Y = j] = \Pr[X = i] \Pr[Y = j]$ for all $i, j \in [n]^2$.

This is a fundamental problem with a lot of applications in network monitoring, sensor networks, economic/stock market analysis, and communication applications, etc.

For simplicity, we define matrix r and s where $r_{ij} = \Pr[X = i, Y = j]$ and $s_{ij} = \Pr[X = i] \Pr[Y = j]$. Now, to measure how close X and Y are to independence, we have three metrics [3]:

1. **ℓ_1 difference**: The sum of absolute difference of the joint distribution and the product distribution, similar to the ℓ_1 -norm of vectors,

$$|\Delta| = |r - s| = \sum_{i,j} |r_{ij} - s_{ij}|$$

2. **ℓ_2 difference**: The sum of squared difference of the joint distribution and the product distribution, taken square root, similar to the ℓ_2 -norm of vectors,

$$\|\Delta\| = \|r - s\| = \sqrt{\sum_{i,j} (r_{ij} - s_{ij})^2}$$

3. **Mutual information:** defined by $I(X; Y) = H(X) - H(X | Y)$, where $H(X) = -\sum_{i=1}^n \Pr[X = i] \log \Pr[X = i]$ is the *entropy* of distribution X and

$$H(X | Y) = \sum_{i,j} \Pr[X = i, Y = j] \log \frac{\Pr[Y = j]}{\Pr[X = i, Y = j]}$$

is the *conditional entropy*.

All metrics should be zero if X and Y are independent, and further away from 0 if X and Y are further away from independence (higher correlation). Our goal then reduces to give an estimation of the value of these metrics, and check if it is small enough to conclude independence between X and Y .

Our work in this paper involves the following:

1. Implement the state-of-the-art sketching of sketches algorithm proposed by Indyk and McGregor [3].
2. Propose a novel counter matrix algorithm that store the frequency of each pair (i, j) in a compressed counter matrix and calculate an unbiased estimate for the ℓ_2 difference, and
3. implement the counter matrix algorithm, and compare the result with the sketching of sketches algorithm.

To avoid confusion, we summarize the notation used in the report as follows:

Notation	Meaning
X, Y	Two random variables whose correlation we are trying to identify
n	Range of X and Y should be $[1, n]$.
p_i	Probability of X taking value i , $\Pr[X = i]$
q_j	Probability of Y taking value j , $\Pr[Y = j]$
$s_{i,j}$	Probability of (i, j) appearing in the stream, $\Pr[X = i, Y = j]$
$r_{i,j}$	Product of marginal probabilities, $\Pr[X = i] \Pr[Y = j]$
$\Delta_{i,j}$	Difference between joint probability and product probability, $s_{i,j} - r_{i,j}$
A	Size of counter matrix
B	Number of counter matrices to run
$\hat{p}, \hat{q}, \hat{s}, \hat{\Delta}$	Estimator of p, q, s, Δ calculated by the full $n \times n$ counter matrix
$\tilde{p}, \tilde{q}, \tilde{s}, \tilde{\Delta}$	Estimator of $\hat{p}, \hat{q}, \hat{s}, \hat{\Delta}$ calculated by the truncated $A \times A$ counter matrix
$n_{i,j}$	The number of time each pair (i, j) appears in the stream
$C_{i,j}$	The value in the counter matrix on the i^{th} row and j^{th} column
$\sum C_{i,\cdot}, \sum C_{\cdot,j}$	The sum of values in the i^{th} row, j^{th} column in C , respectively
N	Length of the stream

Table 1: Notations

2 Related Work

Indyk and McGregor were the first to try to identify the correlation between sample in data stream using sketching algorithms [3]. They propose an estimate for the above matrices,

2.1 ℓ_2 Difference

The paper mainly utilizes the result that the weighted sum of 4-wise independent vectors $x, y \in \{-1, 1\}^n$ and any $n \times 2$ matrix v could be used to estimate the norm of v [1]. More specifically,

Lemma 1 (Unbiased estimator). *Consider $x, y \in \{-1, 1\}^n$ where each vector is 4-wise independent. Let $v \in \mathbb{R}^{n^2}$. Define $\Upsilon = (\sum_{i,j \in [n]} x_i y_j v_{i,j})^2$. Then $E[\Upsilon] = \sum_{i,j \in [n]} v_{i,j}^2 = \|v\|^2$ and $\text{Var}[\Upsilon] \leq 3(E[\Upsilon])^2$.*

Using this lemma, we can randomly generate vectors of $x, y \in \{-1, 1\}^n$, and let v in the lemma be $r - s$, and calculate Υ base on the data in the stream. Υ is then an unbiased estimator for the ℓ_2 difference, and the variance is also bounded, meaning that we can use Chebychev's inequality to limit the error.

Algorithm 1: Approximating $\|s - r\|^2$

```

1  $x, y \leftarrow$  random vector of length  $n$  containing 1 or  $-1$ ;
2  $t_1, t_2, t_3 \leftarrow 0$ ;
3 for each pair  $(i, j)$  in stream do
4    $t_1 \leftarrow t_1 + x_i y_j$ ; // sums to  $\sum_{i,j} x_i y_j (N \cdot s_{i,j})$ 
5    $t_2 \leftarrow t_2 + x_i$ ; // sums to  $\sum_i x_i (N \cdot p_i)$ 
6    $t_3 \leftarrow t_3 + y_j$ ; // sums to  $\sum_j y_j (N \cdot q_j)$ 
7  $t \leftarrow t_1/N - t_2 t_3 / N^2$ ; //  $= \sum_{i,j} x_i y_j (s_{i,j} - p_i q_j) = \sum_{i,j} x_i y_j (s_{i,j} - r_{i,j})$ 
8  $\Upsilon \leftarrow t^2$ ;
9 return  $\Upsilon$ ;
```

The algorithm is very neat, as we only need to compute three numbers for each run. However, when it comes to implementation, the drawback of the algorithm appears.

1. It is actually memory-inefficient since for each run, we need to generate random 4-wise independent vectors x, y and store them until we read the whole stream. Therefore storing those vectors will actually cost $\mathcal{O}(\epsilon^{-2} n \log \delta^{-1})$ space.
2. We can solve the above problem by choosing a large p and using a polynomial of degree 3,

$$h(x) = ((h_3 x^3 + h_2 x^2 + h_1 x + h_0) \bmod p \bmod 2) \times 2 - 1$$

where the coefficients $h_0, h_1, h_2, h_3 < p$ are randomly chosen, to map x to either -1 or 1 , creating a 4-wise independent vector [4].

T However, calculating this hash function is computationally expensive, making the algorithm slow. And although we get rid of the n factor in space complexity, the constant factor is at least 8, so again a lot of space is used.

We were able to verify the correctness of the algorithm, as shown in our results section.

2.2 ℓ_1 Difference

The algorithm of estimating ℓ_1 difference will take a linear space since we will need to generate and store

- A vector x of length n where each element follows a Cauchy distribution, and
- a vector y of length n where each element follows a T -truncated-Cauchy distribution [2]

Definition 1 (T-truncated Cauchy). Let $T \geq 0$, $X \sim \text{Cauchy}$,

$$Y = \begin{cases} -T & \text{if } X \leq -T \\ X & \text{if } -T < X < T \\ T & \text{if } X \geq T \end{cases}$$

We say $Y \sim T\text{-truncated-Cauchy}$.

Lemma 2 (Property of T-truncated Cauchy). Let $T = 100n$, and $y \in \mathbb{R}^n \sim T\text{-Truncated-Cauchy}$,

$$\Pr \left[1/100 \leq \frac{\sum_j |y \cdot v^j|}{\sum_j |v^j|} \leq 20 \ln n \right] \leq 9/10$$

Lemma 3 (Property of T -truncated Cauchy [2]). For any $T > 0$, and $y \in \mathbb{R}^n \sim T\text{-Truncated-Cauchy}$

$$\mathbb{E} \left[\sum_j y_j^T \right] \leq k \left[\frac{\ln T^2 + 1}{\pi} + b \right]$$

for each $\mathcal{O}(\log \delta^{-1})$ runs of experiment. This time, we cannot use a hash function anymore, so the n factor would be inevitable for a single-pass algorithm, making it very memory-inefficient. The

pseudo-code for the algorithm is as follows:

Algorithm 2: Approximating $|s - r|$

```

1 for  $k$  in  $1 \dots \log(1/\delta)$  in parallel do
2    $t_1^1 \dots t_1^s, t_2^1, \dots t_2^s, t_3 \leftarrow 0$ ;
3    $T \leftarrow 100n$ ;
4    $x_1 \dots x_s \leftarrow$  For each  $x_i^j \sim$  Cauchy and independent
5    $y_i \leftarrow y_i \sim T$ -Truncated-Cauchy and independent
6   for each stream element  $(i, j)$  do
7      $t_1^r \leftarrow t_1^r + x_i^r \cdot y_j$ ; // sums to  $N \sum_{i,j \in [n]} x_i^r y_j r_{ij}$ 
8      $t_2^r \leftarrow t_2^r + x_i^r$ ; // sums to  $N \sum_{i \in [n]} x_i^r p_i$ 
9      $t_3 \leftarrow t_3 + y_j$ ; // sums to  $N \sum_{i \in [n]} y_j q_j$ 
10   $\Upsilon_k = \text{median}(|t_1^1/N - t_2^1 \cdot t_3/N^2|, \dots, |t_1^n/N - t_2^n \cdot t_3/N^2|)$ ;
11 return  $\text{median}(\Upsilon_1, \dots, \Upsilon_{\log 1/\delta})$ ;

```

The paper proved that the algorithm is theoretically correct using definition 1, lemma 2, lemma 3, Markov's inequality and Chernoff Bound. This algorithm is extremely space efficient as it only takes $\mathcal{O}(\log 1/\delta)$ space, however the error produced by the algorithm is high ($\mathcal{O}(\log n)$ multiplicative error) and it's dependent on n . Also, this algorithm assumed random oracle and infinite precision.

We tried to verify this algorithm with a few experiments, however the result is way too far from the theoretical correctness. We suspect the issue is caused by many "ideal" assumptions made in the proof and analysis, therefore the algorithm performs poorly in real life. In addition, even the expected error from its $(\mathcal{O}(\log n), \delta)$ -approximation is very large, we do not see any value of further evaluating the algorithm.

3 Preliminaries

Given two discrete random variables X and Y , we say that they are independent if and only if for all i, j ,

$$\underbrace{\Pr[X = i, Y = j]}_{=s_{i,j}} = \underbrace{\Pr[X = i]}_{=p_i} \underbrace{\Pr[Y = j]}_{=q_j}$$

or $s_{i,j} = p_i q_j$. This means that ideally, $\Delta_{i,j} = s_{i,j} - p_i q_j = 0$ for all i, j and the ℓ_1 difference $|\Delta| = 0$, ℓ_2 difference $\|\Delta\| = 0$. If we have enough space, we can store an $n \times n$ counter matrix,

	1	2	...	j	...	$n-1$	n	Σ
1								
2								
\vdots								
i				$n_{i,j}$				$\Sigma n_{i,\cdot}$
\vdots								
$n-1$								
n								
Σ				$\Sigma n_{\cdot,j}$				N

Table 2: $n \times n$ counter matrix

where each counter $n_{i,j}$ stores the number of times the pair (i,j) appears in the stream. We can estimate the joint probability $\hat{s}_{i,j} = n_{i,j}/N$. The sum of each row and each column are calculated to estimate the marginal probabilities,

$$\hat{p}_i = \frac{\Sigma n_{i,\cdot}}{N}, \quad \hat{q}_j = \frac{\Sigma n_{\cdot,j}}{N}$$

Ideally, if X and Y are independent, we should have

$$\hat{\Delta}_{i,j} := \hat{s}_{i,j} - \hat{p}_i \hat{q}_j = 0$$

for all i,j . The ℓ_1 difference can be estimated by

$$|\widehat{s - r}| = |\hat{\Delta}| = \sum_{i,j} |\hat{s}_{i,j} - \hat{p}_i \hat{q}_j| \quad (1)$$

and the ℓ_2 difference can be estimated by

$$\|\widehat{s - r}\| = \|\hat{\Delta}\| = \sqrt{\sum_{i,j} (\hat{s}_{i,j} - \hat{p}_i \hat{q}_j)^2} \quad (2)$$

We can also calculate the χ^2 statistics for independence test,

$$\chi^2_{(n-1)^2} = \sum_{i,j} \frac{(\hat{s}_{i,j} - \hat{p}_i \hat{q}_j)^2}{\hat{p}_i \hat{q}_j} \quad (3)$$

follows a chi-squared distribution with degree of freedom $(n-1)^2$. This statistics can be compared with the critical value $\chi^2_{0.05, (n-1)^2}$ to see if we can reject a null hypothesis: X and Y are independent with $p < 0.05$ [5].

4 Counter Matrix Algorithm

The counter matrix above is nice, but it will cost $\mathcal{O}(n^2)$ space, which is bad. The space complexity would be even worse if we want to identify correlation between multiple random variables. Our idea is **to use an $A \times A$ ($A \ll n$) matrix to store the information in $n \times n$ counter matrix by randomly summing rows and columns together.**

More specifically, we will choose two random hash functions $h_1, h_2 : [n] \rightarrow [A]$, $x \mapsto i$ where $1 \leq i \leq A$. Upon seeing a pair (x, y) in the stream, we increment the counter $C_{h_1(x), h_2(y)}$.

	1	2	...	j	...	$A-1$	A	Σ
1								
2								
\vdots								
i				$C_{i,j}$				$\Sigma C_{i,\cdot}$
\vdots								
$A-1$								
A								
Σ				$\Sigma C_{\cdot,j}$				N

Table 3: $A \times A$ Counter Matrix

After reading the stream we can calculate the estimators for joint and marginal probabilities,

$$\tilde{s}_{i,j} = \frac{C_{i,j}}{N}, \quad \tilde{p}_i = \frac{\Sigma C_{i,\cdot}}{N}, \quad \tilde{q}_j = \frac{\Sigma C_{\cdot,j}}{N}$$

and use them to estimate the ℓ_2 difference using a similar fashion as equation 2.

Algorithm 3: Approximating $\|s - r\|^2$ (Counter Matrix Algorithm)

Input : A , the size of counter matrix

Output: Estimation for $\|s - r\|^2$

```

1  $C \leftarrow \mathbf{0}_{A \times A}$ ; // An  $A \times A$  matrix of zeros
2  $h_1, h_2 \leftarrow$  random hash functions that maps  $[n] \rightarrow [A]$ ;
3 for each pair  $(i, j)$  in stream do
4    $C_{h_1(i), h_2(j)} \leftarrow C_{h_1(i), h_2(j)} + 1$ ; // increment the counter
5  $\Upsilon \leftarrow \frac{1}{(1-1/A)^2} \sum_{x,y \in [A]} \left( \frac{C_{x,y}}{N} - \frac{\Sigma C_{x,\cdot} \Sigma C_{\cdot,y}}{N^2} \right)^2$ ;
6 return  $\Upsilon$ ;
```

Similar to the FM++ algorithm, we run the counter matrix algorithm B times and take the median of all Υ as our final result.

4.1 Analysis

We can prove that our resulting algorithm

- is correct if X and Y are actually independent (theorem 4),
- can give an unbiased estimate for ℓ_2 difference (lemma 7), and
- has bounded variance (lemma 8).

We want to prove the correctness of our method. First we show that **the estimator is correct when X and Y are actually independent.**

Theorem 4 (Independent Case). *If X and Y are indeed independent, with sufficiently large N , we will have the estimated ℓ_1 and ℓ_2 difference be 0, i.e. $|\tilde{\Delta}| = \|\tilde{\Delta}\| = 0$, where $\tilde{\Delta}_{i,j} = \tilde{s}_{i,j} - \tilde{p}_i \tilde{q}_j$.*

Proof. Let us denote $h_1^{-1}(i) := \{x : h_1(x) = i\}$ the set of all x that maps to i , and similarly $h_2^{-1}(j) := \{y : h_2(y) = j\}$. Let $h^{-1}(i,j) := h_1^{-1}(i) \times h_2^{-1}(j)$ be all the pairs (x,y) that maps to (i,j) . Then for each $(i,j) \in [A]^2$, we will have the value of the counter be

$$C_{i,j} = \sum_{(x,y) \in h^{-1}(i,j)} n_{x,y}$$

and the sum of the corresponding row and column be,

$$\sum C_{i,\cdot} = \sum_{x \in h_1^{-1}(i)} n_{x,\cdot}, \quad \sum C_{\cdot,j} = \sum_{y \in h_2^{-1}(j)} n_{\cdot,y}$$

Therefore we will have $\tilde{p}_i \tilde{q}_j = \sum_{(x,y) \in h^{-1}(i,j)} n_{x,\cdot} n_{\cdot,y} / N^2$. Now, for sufficiently large N , we will have $n_{x,y} \rightarrow N s_{x,y}$, $\sum n_{x,\cdot} \rightarrow N p_x$ and $\sum n_{\cdot,y} \rightarrow N q_y$. Therefore,

$$\tilde{\Delta}_{i,j} = \tilde{s}_{i,j} - \tilde{p}_i \tilde{q}_j = \sum_{(x,y) \in h^{-1}(i,j)} \frac{n_{x,y}}{N} - \frac{n_{x,\cdot} n_{\cdot,y}}{N^2} \rightarrow \sum_{(x,y) \in h^{-1}(i,j)} \underbrace{s_{x,y} - p_x q_y}_{=0} = 0$$

for all i,j . Therefore the ℓ_1 and ℓ_2 norm will be 0. □

If X and Y are correlated, however, things will get complicated. For ℓ_2 difference case, let us consider the ℓ_2 difference squared, i.e.

$$\|\hat{\Delta}\|^2 = \sum_{i,j \in [n]} (\hat{\Delta}_{i,j})^2 = \sum_{i,j \in [n]} (\hat{s}_{i,j} - \hat{p}_i \hat{q}_j)^2$$

In the $A \times A$ counter matrix case, some of the $\hat{s}_{i,j} - \hat{p}_i \hat{q}_j$ will be added together then squared,

$$\begin{aligned} \|\tilde{\Delta}\|^2 &= \sum_{i,j \in [A]} (\hat{s}_{i,j} - \hat{p}_i \hat{q}_j)^2 = \sum_{i,j \in [A]} \left(\sum_{(x,y) \in h^{-1}(i,j)} \hat{s}_{x,y} - \hat{p}_x \hat{q}_j \right)^2 = \sum_{i,j \in [A]} \left(\sum_{(x,y) \in h^{-1}(i,j)} \hat{\Delta}_{x,y} \right)^2 \\ &= \underbrace{\sum_{i,j \in [n]} (\hat{\Delta}_{i,j})^2}_{=\|\hat{\Delta}\|^2} + \underbrace{\sum_{\substack{h(i,j)=h(k,l) \\ (i,j) \neq (k,l)}} \hat{\Delta}_{i,j} \hat{\Delta}_{k,l}}_{=:X} = \|\hat{\Delta}\|^2 + X \end{aligned}$$

And we can see that the ℓ_2 estimate given by our $A \times A$ matrix can be expressed by $\|\hat{\Delta}\|^2$ plus a term X , where X is just the sum of product of $\hat{\Delta}$ of all the colliding pairs in our hash function. We thus want to study the distribution of X .

Before going into this, we want to show a property of $\hat{\Delta}$.

Lemma 5 (Property of $\hat{\Delta}$). *The sum of each row or each column of $\hat{\Delta}$ must be 0.*

Proof. For row i , for example, the sum of all elements on row i would be

$$\begin{aligned} \sum_y \hat{\Delta}_{i,y} &= \sum_{y \in [A]} \sum_{x \in [A]} (\hat{s}_{x,y} - \hat{p}_x \hat{q}_y) = \sum_{x \in [A]} \underbrace{\sum_{y \in [A]} \hat{s}_{x,y}}_{=\hat{p}_x} - \sum_{x \in [A]} \hat{p}_x \underbrace{\sum_{y \in [A]} \hat{q}_y}_{=1} \\ &= \sum_{x \in [A]} \hat{p}_x - \sum_{x \in [A]} \hat{p}_x = 0 \end{aligned}$$

The column case can be proved by a similar fashion. □

The following result immediately follows from the above lemma.

Corollary 6. *All elements in $\hat{\Delta}$ sums to 0.*

Now, let us investigate the expectation of X . The probability of the term $\hat{\Delta}_{i,j} \hat{\Delta}_{k,l}$ appear in X is equal to the probability of (k, l) having the same hash values as (i, j) (collide).

$$\Pr[h(k, l) = h(i, j)] = \begin{cases} 1/A^2 & \text{if } i \neq k, j \neq l \\ 1/A & \text{if } i = k \text{ or } j = l \end{cases}$$

since if $i = k$ or $j = l$, we only need to ensure the other dimension to have the same hash values, while if $i \neq k, j \neq l$, we need both pairs to have the same hash values.

	1	2	...	j	...	$n-1$	n
1							
2		$\frac{1}{A^2}$		$\frac{1}{A}$		$\frac{1}{A^2}$	
\vdots							
i				$\frac{1}{A}$		$\frac{1}{A}$	
\vdots							
$n-1$		$\frac{1}{A^2}$		$\frac{1}{A}$		$\frac{1}{A^2}$	
n							

Table 4: Illustration of probability that a pair collides with (has the same hash values as) (i, j) .

Using lemma 5 and corollary 6, the expectation of the sum of all terms containing $\hat{\Delta}_{i,j}$ in X is then

$$\begin{aligned}
& \hat{\Delta}_{i,j} \left[\frac{1}{A^2} \underbrace{\sum_{(i,j) \neq (k,l)} \hat{\Delta}_{k,l}}_{=-\hat{\Delta}_{i,j}} + \left(\frac{1}{A} - \frac{1}{A^2} \right) \underbrace{\sum_{i \neq k} \hat{\Delta}_{k,j}}_{=-\hat{\Delta}_{i,j}} + \left(\frac{1}{A} - \frac{1}{A^2} \right) \underbrace{\sum_{j \neq l} \hat{\Delta}_{i,l}}_{=-\hat{\Delta}_{i,j}} \right] \\
&= - \left(\frac{2}{A} - \frac{1}{A^2} \right) \hat{\Delta}_{i,j}^2
\end{aligned}$$

Therefore, the expectation of X is then

$$E[X] = - \left(\frac{2}{A} - \frac{1}{A^2} \right) \sum_{i,j \in [n]} \hat{\Delta}_{i,j}^2 = - \left(\frac{2}{A} - \frac{1}{A^2} \right) \|\hat{\Delta}\|^2$$

Meaning that

$$E[\|\tilde{\Delta}\|^2] = \left(1 - \frac{2}{A} + \frac{1}{A^2} \right) \|\hat{\Delta}\|^2 = \left(1 - \frac{1}{A} \right)^2 \|\hat{\Delta}\|^2$$

This gives rise to our theorem,

Lemma 7 (Unbiased Estimator). $\|\tilde{\Delta}\|^2 / (1 - 1/A)^2$ is going to be an unbiased estimator for $\|\hat{\Delta}\|^2$.

This is a neat result, as it is not dependent on n or N . This lemma indicates that we can, again, create multiple $A \times A$ counter matrices, divide the resulting squared ℓ_2 difference with $(1 - 1/A)^2$, and take the mean to get an unbiased estimation.

Remark. We should have $A > 1$ for this algorithm to be meaningful. If we set $A = 1$, the expectation $E[\|\tilde{\Delta}\|^2] = 0$. In fact, if we only use 1 number, then $s_{1,1} = p_1 = q_1 = 1$, so the resulting norm will always be zero.

We can also prove that the variance is also bounded,

Lemma 8 (Bounded Variance). The variance of estimator $\text{Var}[\|\tilde{\Delta}\|^2] \leq 8\|\hat{\Delta}\|^4/A$.

The proof is pretty long, so we put it in the appendix. This result shows that we can utilize Chebyshev's inequality to limit the error rate.

Theorem 9 (Counter Matrix Algorithm). *There exists a one-pass, $\mathcal{O}(\epsilon^{-4} \log \delta^{-1})$ -space algorithm to calculate an estimator Υ such that $\Upsilon \in (1 \pm \epsilon) \|\hat{\Delta}\|^2$ with probability at least $1 - \delta$.*

Proof. We can take $A = 32/\epsilon^2$ such that by Chebyshev's Inequality, we can have $\Upsilon \in (1 \pm \epsilon) \|\hat{\Delta}\|^2$ with probability at least $1/4$, and we can take $B = 32 \log(2/\delta)$ to ensure that the median is a correct answer with probability at least $1 - \delta$. In total we need $A^2 B = \mathcal{O}(\epsilon^{-4} \log \delta^{-1})$ space. \square

This is, however, a pretty loose upper bound. We can see our experiment that the variance $\text{Var}[\Upsilon] = \mathcal{O}(\|\hat{\Delta}\|^4/A^2)$ when A is large. Therefore, in reality we can achieve $\mathcal{O}(\epsilon^{-2} \log \delta^{-1})$ -space, which is similar to the sketching of sketches algorithm.

4.2 Implementation

For now, we have completed the implementation of this algorithm estimating the ℓ_2 difference. We choose the hash functions to be

$$h_1(x) = (ax + b) \mod p \mod A, \quad h_2(x) = (cx + d) \mod p \mod A$$

where p is a random prime that is significantly larger than A and $a, b, c, d < p$ are randomly chosen. We only need to compute two hash functions and store the 4 parameters for each counter matrix. Comparing this with at least 8 parameters for each run of the sketching of sketches algorithm, our algorithm is quite fast and at least 2 times more memory-saving.

5 Results

The code and benchmark for our paper is given here: github.com/GZHoffie/CS5234-mini-project.

5.1 Data Set Generation

We need to generate two types of distribution for sample stream:

1. **X and Y are independent:** We first generate 2 marginal probability arrays p_x and q_y of size n with each array sums to 1. Then we generated each element pairs using the probability arrays obtained.
2. **X and Y are correlated:** Generate the probability matrix $s_{i,j}$ for each $i, j \in [n]$ and normalize it such that all values sums up to 1. Then we generated each element pairs using the probability matrix obtained.

We use two types of distributions:

1. **Random distribution:** where $s_{i,j}$ or p_i and q_j are randomly generated.
2. **Zipfian distribution:** where $s_{i,j}$ or p_i and q_j follows Zipf's Law [6], where the second largest probability is $1/2$ of the largest probability, and the third largest is $1/3$, so on and so forth.

We also use a $n \times n$ counter matrix to calculate the values for the exact estimate of the ℓ_2 difference, $\|\hat{\Delta}\|$, and store them to calculate the multiplicative error.

In the following experiments, we used 4 generated data sets with $N = 1000000$ and $n = 10000$, produced by our data generation scripts mentioned in 5.1. Each data set is generated with a different combination distribution type and whether the two stream are independent or not.

1. Random distribution, dependent. $\|\hat{\Delta}\| \approx 0.0010$.
2. Random distribution, independent. $\|\hat{\Delta}\| \approx 0.00099$ (similar to the dependent case since real $\|\Delta\| \approx 5.77 \times 10^{-5}$ is very small).
3. Zipfian distribution, dependent. $\|\hat{\Delta}\| \approx 0.065$.
4. Zipfian distribution, independent. $\|\hat{\Delta}\| \approx 0.00097$.

5.2 Metrics

We can compare the estimated result with the exact solution. In particular, we used the multiplicative error,

$$\epsilon = \left| 1 - \frac{\Upsilon - \|r - s\|}{\|r - s\|} \right|$$

to check how far our estimator Υ is from the actual ℓ_2 difference.

5.3 Experiments

We designed 2 experiments to evaluate our counter matrix algorithm.

1. Given fixed space, determine the trade-off of parameters A and B used in the algorithm
2. Given fixed space, evaluate the multiplicative error by counter matrix algorithm and algorithm 1

5.3.1 Effects of Parameters A and B

In this experiment, for each data set we ran a set of sub-experiments. By doing a grid search of changing A and B values, we can find out how the multiplicative error change. We have selected 5 A values and 5 B values on purpose such that if we arrange those values in a table where the cells

in the same diagonal direction from top-right to bottom-left (indicated using the same color in the table) will use the same amount of space, A^2B .

Since storing the exact probability table for the stream takes $\mathcal{O}(n^2)$ space, the counter matrix algorithm will only make sense if $A^2B = o(n^2)$. Also, for each A and B , type of distribution and dependence, we repeat the experiment 5 times. The results below shows the average multiplicative error for the 5 runs.

	A=2	A=4	A=8	A=16	A=32
B=1	0.450537	0.192048	0.053852	0.023916	0.015661
B=4	0.414036	0.141648	0.053533	0.025423	0.007171
B=16	0.239866	0.063814	0.026485	0.009675	0.004532
B=64	0.297715	0.052855	0.021604	0.006910	0.005641
B=256	0.288948	0.057999	0.018541	0.008588	0.001205

Table 5: Multiplicative error with Random Distribution, Dependent Stream

	A=2	A=4	A=8	A=16	A=32
B=1	0.401140	0.292316	0.100423	0.051171	0.017768
B=4	0.224761	0.118114	0.019799	0.012302	0.011697
B=16	0.286748	0.052774	0.008510	0.012821	0.008939
B=64	0.328810	0.025917	0.022485	0.007506	0.002322
B=256	0.295032	0.011417	0.021785	0.003699	0.002610

Table 6: Multiplicative error with Random Distribution, Independent Stream

	A=2	A=4	A=8	A=16	A=32
B=1	0.561978	0.116835	0.053566	0.026087	0.005170
B=4	0.241000	0.055140	0.040690	0.014915	0.005655
B=16	0.203792	0.037948	0.012536	0.007444	0.003694
B=64	0.230859	0.037576	0.005997	0.002579	0.001762
B=256	0.203329	0.028557	0.009255	0.001563	0.002044

Table 7: Multiplicative error with Zipfian Distribution, Dependent Stream

	A=2	A=4	A=8	A=16	A=32
B=1	0.567727	0.117505	0.082284	0.038022	0.014242
B=4	0.465189	0.039366	0.031472	0.023964	0.014675
B=16	0.352457	0.068149	0.017812	0.016407	0.011978
B=64	0.311025	0.040865	0.025680	0.018174	0.011105
B=256	0.285863	0.029304	0.013811	0.013607	0.010472

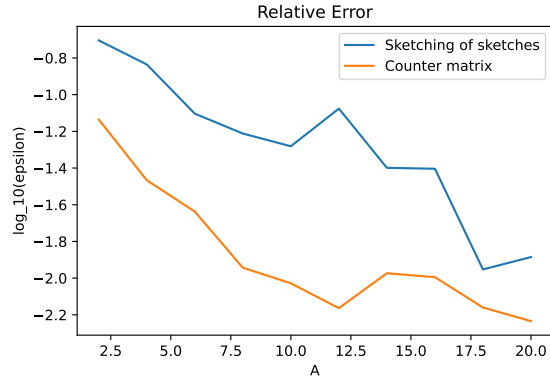
Table 8: Multiplicative error with Zipfian Distribution, Independent Stream

We can summarize the following findings from this experiment from data in 4 tables:

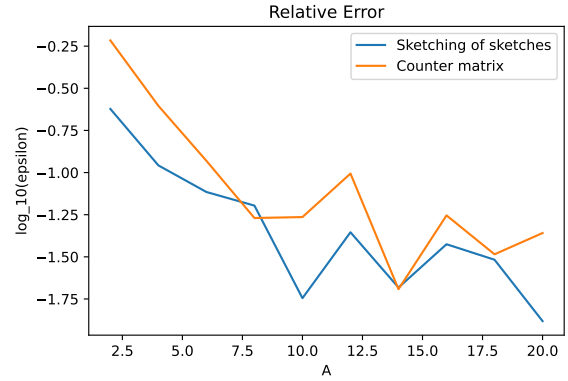
1. The counter matrix algorithm is effective, and achieve a small multiplicative error when $A \geq 32$.
2. Regardless of distribution type, and whether the streams are independent or not, the multiplicative error will be lower as A or B increases.
3. Given a fixed space where A^2B are same (indicated by cells with same color in the tables above), increasing A generally results in lower multiplicative error.

5.3.2 Comparison with Sketching of Sketches Algorithm

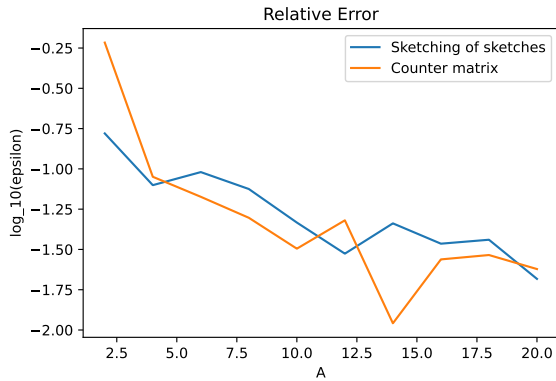
In this experiment, we try to compare counter matrix algorithm with the sketching of sketches algorithm given the same amount of space. More specifically, we choose multiple values for A , and run algorithm 3 with parameter A , and A^2 copies of algorithm 1 so that both algorithms use roughly A^2 space, and compare the multiplicative error. For each A , we run 10 experiments and take the average error.



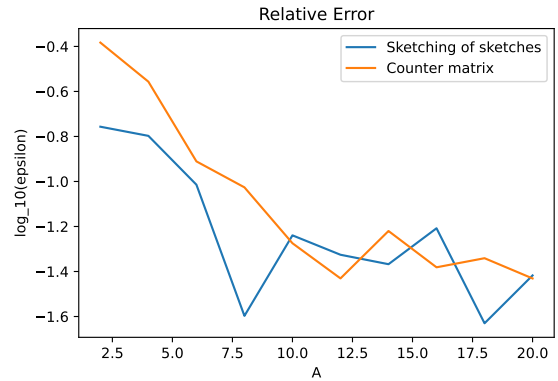
(a) Random Distribution, Dependent Stream



(b) Random Distribution, Independent Stream



(c) Zipfian Distribution, Dependent Stream



(d) Zipfian Distribution, Independent Stream

Figure 1: Comparison of log multiplicative error of two algorithms

We can see that

1. In both cases, increasing A will generally lead to smaller multiplicative error, which is as expected.
2. Even for small A ($2 \leq A \leq 20$), the multiplicative error of the counter matrix algorithm is similar or smaller than the sketching of sketches algorithm.

Considering the fact that the sketching of sketches algorithm actually uses an additional $(8A)^2$ space to store the hash parameters (or vectors taking $(nA)^2$ space in the original implementation in the paper), and our counter matrix algorithm only need to store 4 hash parameters for each run, we can see that our algorithm is actually uses 16x less space, and can get a relatively good result at the same time.

6 Conclusion

In this mini-project, we analyzed and implemented 2 algorithms proposed in the paper by Indyk and McGregor [3]:

1. **For ℓ_2 difference:** A 1-pass, $\mathcal{O}(\epsilon^{-2} \log \delta^{-1})$ -space estimation that achieve $(1+\epsilon, \delta)$ -approximation.
2. **For ℓ_1 difference:** A 1-pass, $\mathcal{O}(\log \delta^{-1})$ -space estimation that achieve $(\mathcal{O}(\log n), \delta)$ -approximation.

The implementation of the algorithm to estimate ℓ_2 difference we achieved satisfactory results, however the algorithm to estimate ℓ_2 difference produced error way beyond the estimated error stated in the paper. As an extension to estimate ℓ_2 difference, we proposed a different counter matrix algorithm that aimed to achieve lower multiplicative error than the one proposed in the paper by Indyk and McGregor [3]. From our analysis and experiments above, we have showed that the counter matrix algorithm is able to achieve better approximation and produce lower or similar multiplicative error than the algorithm proposed in the paper given same (or even less) amount of space.

Appendix

Here we try to calculate $\text{Var}[\|\tilde{\Delta}\|^2]$. Since we have $\|\tilde{\Delta}\|^2 = \|\hat{\Delta}\|^2 + X$, and we consider $\|\hat{\Delta}\|^2$ as a constant, then $\text{Var}[\|\tilde{\Delta}\|^2] = \text{Var}[X] = E[X^2] - E[X]^2$. We have

$$X = \sum_{\substack{h(i,j)=h(k,l) \\ (i,j) \neq (k,l)}} \hat{\Delta}_{i,j} \hat{\Delta}_{k,l} = \sum_{i,j,k,l \in [n]} \delta_{i,j,k,l} \hat{\Delta}_{i,j} \hat{\Delta}_{k,l}$$

where $\delta_{i,j,k,l} = 1$ if $h(i,j) = h(k,l)$ and $(i,j) \neq (k,l)$, and 0 otherwise. We have calculated that

$$E[\delta_{i,j,k,l}] = \begin{cases} 1/A^2 & \text{if } i \neq k, j \neq l \\ 1/A & \text{if } i = k \text{ or } j = l \end{cases}$$

Now let us consider imagine that there is another hash function h' that is independent of h , and a random variable X' , where

$$X' = \sum_{i',j',k',l' \in [n]} \delta'_{i',j',k',l'} \hat{\Delta}_{i',j'} \hat{\Delta}_{k',l'}$$

where $\delta'_{i',j',k',l'} = 1$ if $h'(i',j') = h'(k',l')$ and $(i',j') \neq (k',l')$, and 0 otherwise. Then X is independent of X' and

$$E[X]^2 = E[XX'] = E \left[\sum_{i,j,k,l \in [n]} \sum_{i',j',k',l' \in [n]} \delta_{i,j,k,l} \delta'_{i',j',k',l'} \hat{\Delta}_{i,j} \hat{\Delta}_{k,l} \hat{\Delta}_{i',j'} \hat{\Delta}_{k',l'} \right]$$

On the other hand,

$$E[X^2] = E \left[\sum_{i,j,k,l \in [n]} \sum_{i',j',k',l' \in [n]} \delta_{i,j,k,l} \delta_{i',j',k',l'} \hat{\Delta}_{i,j} \hat{\Delta}_{k,l} \hat{\Delta}_{i',j'} \hat{\Delta}_{k',l'} \right]$$

So we just need to find those (i,j,k,l,i',j',k',l') where $\delta_{i,j,k,l} \delta_{i',j',k',l'} \neq \delta_{i,j,k,l} \delta'_{i',j',k',l'}$ to calculate the variance. There are several cases we need to discuss.

1. **If (i,j) and (k,l) are on the same row, i.e. $i = k$, and we have $\delta_{i,j,k,l} = 1$.** It implies that $h_2(j) = h_2(l)$, and therefore if $j' = j$ and $l' = l$ or $j' = l$ and $l' = j$, the probability of $h(i',j') = h(k',l')$ would be increased.

For example, if we know $h(i,j) = h(i,l)$, then the probability of $h(1,j) = h(1,l)$ will be 1 (which originally was $1/A$), and the probability of $h(1,j) = h(2,l)$ will be $1/A$ (which originally was $1/A^2$).

We can then calculate the expected total difference in the variance for each pair of (i,j) and

$(i, l),$

$$\begin{aligned}
& \frac{1}{A} \hat{\Delta}_{i,j} \hat{\Delta}_{i,l} \left[\left(1 - \frac{1}{A}\right) \sum_{i'=1}^n (\hat{\Delta}_{i',j} \hat{\Delta}_{i',l} + \hat{\Delta}_{i',l} \hat{\Delta}_{i',j}) + \left(\frac{1}{A} - \frac{1}{A^2}\right) \sum_{i' \neq k'} (\hat{\Delta}_{i',j} \hat{\Delta}_{k',l} + \hat{\Delta}_{i',l} \hat{\Delta}_{k',j}) \right] \\
&= \frac{2}{A} \hat{\Delta}_{i,j} \hat{\Delta}_{i,l} \left[\left(1 - \frac{1}{A}\right) \sum_{i'=1}^n \hat{\Delta}_{i',j} \hat{\Delta}_{i',l} + \left(\frac{1}{A} - \frac{1}{A^2}\right) \sum_{i' \neq k'} \hat{\Delta}_{i',j} \hat{\Delta}_{k',l} \right] \\
&= \frac{2}{A} \hat{\Delta}_{i,j} \hat{\Delta}_{i,l} \left[\left(1 - \frac{1}{A}\right)^2 \sum_{i'=1}^n \hat{\Delta}_{i',j} \hat{\Delta}_{i',l} + \left(\frac{1}{A} - \frac{1}{A^2}\right) \underbrace{\sum_{i',k' \in [n]} \hat{\Delta}_{i',j} \hat{\Delta}_{k',l}}_{=0} \right] \\
&= \frac{2}{A} \hat{\Delta}_{i,j} \hat{\Delta}_{i,l} \left[\left(1 - \frac{1}{A}\right)^2 \sum_{i'=1}^n \hat{\Delta}_{i',j} \hat{\Delta}_{i',l} \right]
\end{aligned}$$

Summing these all up across all pairs of $(i, j), (i, l)$, we will get

$$\frac{2}{A} \left(1 - \frac{1}{A}\right)^2 \underbrace{\sum_{\substack{(i,j),(k,l),(i',j'),(k',l') \\ \text{form a rectangle}}} \hat{\Delta}_{i,j} \hat{\Delta}_{k,l} \hat{\Delta}_{i',j'} \hat{\Delta}_{k',l'}}_{=: \mathcal{R}}$$

where in \mathcal{R} , each rectangle of same position and shape is counted 4 times.

2. **If (i, j) and (k, l) are on the same column, i.e. $j = l$, and we have $\delta_{i,j,k,l} = 1$.** This case is totally the same as the previous case, which add another $2\mathcal{R}(1 - 1/A)^2/A$ to our variance.
3. **If (i, j) and (k, l) are on different column and different row, i.e. $i \neq k$ and $j \neq l$, and $\delta_{i,j,k,l} = 1$, then**

- If $\{(i', j'), (k', l')\} = \{(i, j), (k, l)\}$, then the probability of $h(i', j') = h(k', l')$ increased from $1/A^2$ to 1. This means that for each pair of (i, j) and (k, l) , the following is added to the variance,

$$\frac{1}{A^2} \hat{\Delta}_{i,j} \hat{\Delta}_{k,l} \left[2 \left(1 - \frac{1}{A^2}\right) \hat{\Delta}_{i,j} \hat{\Delta}_{k,l} \right] = \frac{2}{A^2} \left(1 - \frac{1}{A^2}\right) \hat{\Delta}_{i,j}^2 \hat{\Delta}_{k,l}^2$$

Summing them up across all pairs gives us

$$\frac{2}{A^2} \left(1 - \frac{1}{A^2}\right) \sum_{\substack{i \neq k \\ j \neq l}} \hat{\Delta}_{i,j}^2 \hat{\Delta}_{k,l}^2 \leq \frac{2}{A^2} \left(1 - \frac{1}{A^2}\right) \|\hat{\Delta}\|^2 \sum_{i,j \in [n]} \hat{\Delta}_{i,j}^2 \leq \frac{2}{A^2} \left(1 - \frac{1}{A^2}\right) \|\hat{\Delta}\|^4$$

- If $\{(i', j'), (k', l')\} = \{(i, l), (k, j)\}$, then the probability of $h(i', j') = h(k', l')$ also increased from $1/A^2$ to 1. Therefore we also add the following,

$$\frac{1}{A^2} \hat{\Delta}_{i,j} \hat{\Delta}_{k,l} \left[2 \left(1 - \frac{1}{A^2}\right) \hat{\Delta}_{i,l} \hat{\Delta}_{k,j} \right]$$

summing across all pairs gives us

$$-\frac{2}{A^2} \left(1 - \frac{1}{A}\right) \mathcal{R}$$

- If $\{j', l'\} = \{j, l\}$, then if $i' = k'$ the probability of matching is increased from $1/A$ to 1, otherwise the probability increased from $1/A^2$ to $1/A$. This is similar to our first case, adding the following term to our variance,

$$\begin{aligned} & \frac{1}{A^2} \hat{\Delta}_{i,j} \hat{\Delta}_{k,l} \left[2 \left(1 - \frac{1}{A}\right) \sum_{i'=1}^n \hat{\Delta}_{i',j} \hat{\Delta}_{i',l} + 2 \left(\frac{1}{A} - \frac{1}{A^2}\right) \sum_{i' \neq k'} \hat{\Delta}_{i',j} \hat{\Delta}_{k',l} \right] \\ &= \frac{2}{A^2} \hat{\Delta}_{i,j} \hat{\Delta}_{k,l} \left[\left(1 - \frac{1}{A}\right)^2 \sum_{i'=1}^n \hat{\Delta}_{i',j} \hat{\Delta}_{i',l} \right] \end{aligned}$$

We can see that the points $(i, j), (k, l), (i', j), (i', l)$ form a right trapezoid. Summing all those trapezoids up, for each specific i, j, l, i' ,

$$\frac{2}{A^2} \left(1 - \frac{1}{A}\right)^2 \hat{\Delta}_{i,j} \hat{\Delta}_{i',j} \hat{\Delta}_{i',l} \underbrace{\sum_{k \neq i} \hat{\Delta}_{k,l}}_{=-\hat{\Delta}_{i,l}}$$

Summing all of them up gives us

$$-\frac{4}{A^2} \left(1 - \frac{1}{A}\right)^2 \mathcal{R}$$

- If $\{i', k'\} = \{i, k\}$, then it's also similar to the previous case, adding $-4\mathcal{R}(1 - 1/A)^2/A^2$ to the variance.

It is quite hard to compute a value for \mathcal{R} , but we can compute an upper bound, for a rectangle $(i, j), (k, j), (k, l), (i, l)$,

$$\hat{\Delta}_{i,j} \hat{\Delta}_{k,j} \hat{\Delta}_{k,l} \hat{\Delta}_{i,l} \leq \frac{\hat{\Delta}_{i,j}^2 \hat{\Delta}_{k,l}^2 + \hat{\Delta}_{k,j}^2 \hat{\Delta}_{i,l}^2}{2}$$

Therefore, an upper bound for the sum of all terms containing $\hat{\Delta}_{i,j}^2$ is going to sum up to $2\hat{\Delta}_{i,j}^2 \sum_{k,l \in [n]} \hat{\Delta}_{k,l}^2 \leq 2\hat{\Delta}_{i,j}^2 \|\hat{\Delta}\|^2$, which, summing over all i, j gives $2\|\hat{\Delta}\|^4$.

This completes the all parts for the variance and we can calculate that

$$\begin{aligned}
\text{Var}[X] &\leq \left[\frac{4}{A} \left(1 - \frac{1}{A}\right)^2 + \frac{2}{A^2} \left(1 - \frac{1}{A^2}\right) - \frac{8}{A^2} \left(1 - \frac{1}{A}\right)^2 \right] \mathcal{R} + \frac{2}{A^2} \left(1 - \frac{1}{A^2}\right) \|\hat{\Delta}\|^4 \\
&\leq 2 \left[\frac{4}{A} \left(1 - \frac{1}{A}\right)^2 + \frac{2}{A^2} \left(1 - \frac{1}{A^2}\right) - \frac{8}{A^2} \left(1 - \frac{1}{A}\right)^2 \right] \|\hat{\Delta}\|^4 + \frac{2}{A^2} \left(1 - \frac{1}{A^2}\right) \|\hat{\Delta}\|^4 \\
&= \left(\frac{8}{A} - \frac{26}{A^2} + \frac{40}{A^3} - \frac{22}{A^4} \right) \|\hat{\Delta}\|^4 \\
&\leq \frac{8}{A} \|\hat{\Delta}\|^4 \quad (\text{when } A \geq 2)
\end{aligned}$$

In particular, when $A = 1$, we can see that $\text{Var}[X] = 0$, which is as expected since the output ℓ_2 difference will always be 0. Therefore, we can conclude that

$$\text{Var}[\|\tilde{\Delta}\|^2] = \text{Var}[\|\hat{\Delta}\|^2 + X] = \text{Var}[X] \leq \frac{8}{A} \|\hat{\Delta}\|^4$$

References

- [1] Noga Alon, Yossi Matias, and Mario Szegedy. The space complexity of approximating the frequency moments. *Journal of Computer and System Sciences*, 58(1):137–147, 1999.
- [2] Piotr Indyk. Stable distributions, pseudorandom generators, embeddings, and data stream computation. *Journal of the ACM (JACM)*, 53(3):307–323, 2006.
- [3] Piotr Indyk and Andrew McGregor. Declaring independence via the sketching of sketches. pages 737–745, 01 2008.
- [4] Mark N. Wegman and J. Lawrence Carter. New hash functions and their use in authentication and set equality. *Journal of Computer and System Sciences*, 22(3):265–279, 1981.
- [5] Minhaz Fahim Zibran. Chi-squared test of independence. *Department of Computer Science, University of Calgary, Alberta, Canada*, pages 1–7, 2007.
- [6] George Kingsley Zipf. *Human behavior and the principle of least effort: An introduction to human ecology*. Ravenio Books, 2016.