

Probing octupolar hidden order via Janus impurities

Sreekar Voleti,¹ Koushik Pradhan,² Subhro Bhattacharjee,³ Tanusri Saha-Dasgupta,² and Arun Paramakanti*^{1,2,3}

¹*Department of Physics, University of Toronto, 60 St. George Street, Toronto, ON, M5S 1A7 Canada*

²*Department of Condensed Matter Physics and Materials Science,*

S.N. Bose National Centre for Basic Sciences, Kolkata 700098, India.

³*International Centre for Theoretical Sciences, Bengaluru 560089, India*

(Dated: February 16, 2024)

Quantum materials with non-Kramers doublets are a fascinating venue to realize multipolar hidden orders. Impurity probes which break point group symmetries, such as implanted muons or substitutional impurities, split the non-Kramers degeneracy and exhibit a Janus-faced influence in such systems: they can destroy the very order they seek to probe. Here, we explore this duality in cubic osmate double perovskites which are candidates for exotic d -orbital octupolar order competing with quadrupolar states. Using *ab initio* computations, Landau theory, and Monte Carlo simulations, we show that Janus impurities induce local strain fields, nucleating quadrupolar puddles and suppressing the octupolar T_c . At the same time, strains mix the non-Kramers doublet with an excited magnetic triplet, creating parasitic dipole moments which directly expose the hidden octupolar order parameter. Our work unravels this Janus duality in recent impurity nuclear magnetic resonance (NMR) experiments, with important implications for uncovering hidden order in diverse multipolar materials.

The idea of “hidden order”, or subtle broken symmetries which are difficult to detect, has a long history in f -electron heavy fermion materials, with notable examples such as NpO_2 and URu_2Si_2 [1–20]. The intricacy of these orders stems from their spin-orbital entanglement and complex multipolar character. Understanding the origin of such multipolar orders and devising probes to characterize them remain important challenges in this field. Recent work has discovered multipolar orders in metallic and insulating d -orbital systems [21–37], opening up the exploration of distinct classes of materials and probes to shed light on these complex orders.

The simplest nontrivial multipolar order involves ordering of quadrupoles, and it is intimately tied to the breaking of crystalline rotational symmetry, i.e. ‘nematic order’. Such nematic phases and nematic quantum critical points are of great interest in cuprate, iron pnictide, and iron chalcogenide materials [38, 39]. Experiments on heavy Mott insulators with strong spin-orbit coupling (SOC) have also revealed candidates hosting quadrupolar orders. For Mott insulators with one electron in the t_{2g} orbital, SOC leads to a $j = 3/2$ pseudospin which supports higher multipole operators [21, 22, 26]. High resolution X-ray diffraction experiments on a candidate material, $\text{Ba}_2\text{MgReO}_6$, have found compelling evidence for separate phase transitions associated with ordering of the associated quadrupole and dipole moments on Re [29, 40]. Earlier NMR experiments had proposed such successive broken symmetries in $\text{Ba}_2\text{NaOsO}_6$ [27, 28]. Glassy valence-bond states, possibly with short-range multipolar orders, may be relevant to $j = 3/2$ $\text{Ba}_2\text{LuMoO}_6$ [41].

Going one step further, octupolar ordering corresponds to a pattern of loop current order which breaks time-reversal symmetry and leads to an octupolar magnetization density as depicted in Figs. 1a and 1b. Ferro-

octupolar order is a spin-orbit coupled variant of ‘altermagnetism’ [42–44], which has received a lot of recent attention. Closely related loop currents have been discussed in cuprates [45–47], manganites [48], iridates [49, 50], and the recent kagome superconductors [51, 52]; however, smoking-gun signatures of these currents remain to be observed. Chiral-lattice antiferromagnets such as $\text{Pb}(\text{TiO})\text{Cu}_4(\text{PO}_4)_4$ may also host octupoles [53].

Quantum materials which host non-Kramers doublets provide the most promising venue to search for multipolar orders [54–60]. Unlike Kramers doublets, the degeneracy of non-Kramers doublets is protected by crystalline point group symmetries. These pseudospin-1/2 degrees of freedom thus cannot reflect pure dipoles since their degeneracy can be lifted by breaking crystal symmetries while preserving time-reversal symmetry. The ordering of these non-Kramers doublets, facilitated by exchange interactions, results in multipolar symmetry breaking.

An important route to sleuthing broken symmetries in quantum materials is via local probes such as NMR of doped impurity ions or muon spin rotation (μSR) of implanted muons. In the context of multipolar orders, we coin the term ‘Janus impurities’ to refer to such probes since they are two-faced like the Roman God *Janus*: while they may act as local probes of multipolar order, these impurities also break the local point group symmetry and split the non-Kramers degeneracy, thus destroying the very order they seek to detect. In this work, we ask whether Janus impurities can nevertheless be useful probes of multipolar orders.

As an example, recent work has shown that non-Kramers doublets naturally appear in heavy d -orbital Mott insulators, with strong SOC, which host two electrons in the t_{2g} orbital [30–32, 36]. In these systems, the j - j coupling between the two $j = 3/2$ electrons leads to a $J = 2$ multiplet, which splits in the cubic environment

to yield a low energy non-Kramers doublet, as shown in Fig. 1c; we denote these doublet wavefunctions by $|\psi_{g,\uparrow}\rangle$ and $|\psi_{g,\downarrow}\rangle$. For these doublets, the pseudospin-1/2 operators (τ_x, τ_z) transform as a two-dimensional electric quadrupole, while τ_y transforms as a magnetic octupole [30–32]. Ordering of (τ_x, τ_z) and of τ_y thus correspond respectively to quadrupolar and Ising-type octupolar orders. Ferro-octupolar order with $\langle \tau_y \rangle \neq 0$ naturally explains [30–32, 36] the time-reversal breaking transition seen via μ SR in the osmium double perovskite (DP) Mott insulators, $\text{Ba}_2\text{CaOsO}_6$, $\text{Ba}_2\text{MgOsO}_6$, and $\text{Ba}_2\text{ZnOsO}_6$ [30, 61–64] where Os^{6+} ions host a $5d^2$ configuration.

Microscopic support for ferro-octupolar order in the cubic osmate DPs comes from recent density functional and dynamical mean field theory (DFT+DMFT) calculations [34], as well as model tight-binding calculations which extract the intersite exchange in the presence of electron interactions and SOC [36, 37]. Raman scattering from crystal field levels is one proposed route to probe such octupolar order [31]; however, smoking gun experimental signatures of this exotic order are still lacking. Furthermore, while octupolar order is the most likely broken symmetry state in these DPs, there can be competing quadrupolar orders [35–37]. Such competing orders are important at crystal surfaces where the cubic symmetry is naturally broken by uniaxial strain fields, favoring quadrupolar order [36].

While ‘hidden order’ has been discussed in the literature, most efforts to date are theoretical studies of toy models, and clear evidence of hidden octupolar order has so far remained elusive. Here, we use *ab initio* calculations of the crystal structure, Landau theory analysis, Monte Carlo (MC) simulations, and modelling of NMR spectra, to explore the competition between octupolar and quadrupolar orders in the osmate double perovskites. Our work uncovers the evidence for octupolar order by making direct contact with recent experimental studies.

For $\text{Ba}_2\text{CaOsO}_6$, our *ab initio* computation of the phonon modes shows that the cubic $Fm\bar{3}m$ structure is stable against deformations. This bolsters the case for the possibility of octupolar ordering which preserves cubic symmetry, since non-cubic lattice distortions are otherwise likely to favor competing quadrupolar orders [35]. We find a low energy peak in the phonon density of states (DOS) which is in good agreement with inelastic neutron scattering experiments [30]. Upon substituting Ca^{2+} with Na^+ or Sr^{2+} , we find that these Janus impurities lead to local distortions in the crystal which break the octahedral point group symmetry around Os. Such strain fields acts as local transverse fields on the octupolar order, creating droplets of pinned quadrupolar order.

Our Monte Carlo simulations show that these quadrupolar droplets strongly suppress the ferro-octupolar T_c , and lead to an inhomogeneous and temperature-dependent distribution of octupolar and quadrupolar moments. Furthermore, we show that these strain fields can reveal the intrinsic octupolar order through the generation of parasitic dipole moments be-

low the ferro-octupolar T_c . Finally, by explicitly modelling the ^{23}Na NMR spectrum, we show how our work allows us to capture all the key features observed in recent ^{23}Na NMR experiments on $\text{Ba}_2\text{Ca}_{1-\delta}\text{Na}_\delta\text{OsO}_6$ [65], and to propose future experiments on $\text{Ba}_2\text{Ca}_{1-\delta}\text{Sr}_\delta\text{OsO}_6$ and $\text{Ba}_2\text{Ca}_{1-\delta}\text{Mg}_\delta\text{OsO}_6$.

RESULTS

Phonon modes in $\text{Ba}_2\text{CaOsO}_6$

First principles density functional theory (DFT) calculations are carried out to explore the phonon dispersion and structures of $\text{Ba}_2\text{Ca}_{1-\delta}\text{Na}_\delta\text{OsO}_6$ and $\text{Ba}_2\text{Ca}_{1-\delta}\text{Sr}_\delta\text{OsO}_6$. Our motivation here is two-fold: to examine the intrinsic stability of the cubic $Fm\bar{3}m$ phase of $\text{Ba}_2\text{CaOsO}_6$, and to explore how an impurity induces local strain fields. We study phonon properties within the formulation of density functional perturbation theory (DFPT) as implemented in the Vienna Ab-initio Simulation Package (VASP) [66, 67]. Total energy and force calculations for structure optimization are carried out using VASP in the plane wave pseudo-potential basis, and choosing the generalized gradient approximation (GGA) to describe the exchange-correlation functional, and incorporating the effects of Hubbard U and spin-orbit coupling (GGA+ U +SOC) on Os (see Methods).

The computed phonon dispersion of $\text{Ba}_2\text{CaOsO}_6$ in its $Fm\bar{3}m$ structure, plotted along the high-symmetry points of the Brillouin zone (BZ) of its primitive unit cell, is shown in Fig. 2 for low energy $E < 25$ meV. We find three acoustic modes and nine optical branches in this energy window; as seen from the right panel of Fig. 2, this leads to a significant peak in the phonon density of states at $E \approx 10$ meV, consistent with inelastic neutron scattering results at large momentum transfer [30]. We observe no negative phonon frequencies, which thus confirms the intrinsic dynamical stability of the $Fm\bar{3}m$ structure with respect to any local non-cubic distortions. This shows that although the Os is in a d^2 configuration, with partially filled t_{2g} orbitals, it can be stable against Jahn-Teller distortions from orbital-lattice couplings [68]. The absence of any non-cubic distortions lends support to the scenario that a low energy non-Kramers doublet is realized in the cubic structure of $\text{Ba}_2\text{CaOsO}_6$ [30–32]. The irreducible representations of the phonon modes at the Γ -point, as well as phonon spectra extending to higher energies, are given in Supplementary Note 1.

Local strains induced by impurities

Having confirmed the stability of the cubic $Fm\bar{3}m$ structure in $\text{Ba}_2\text{CaOsO}_6$, we next consider the influence of substitutional impurities like Na or Sr in place of Ca in the structure. Since the ionic radius of Na^+ and Sr^{2+} in octahedral coordination of DP structure are 1.02\AA and 1.18\AA , as compared to 1.00\AA for Ca^{2+} , this substitution is expected to cause a local lattice distortion and a lowering of the local point group symmetry. This propensity

to distortion is signalled by an optical phonon instability in the $Fm\bar{3}m$ structure (see Supplementary Note 1).

To investigate, in more detail, the effect of substitutional impurities and impurity clustering, we next study a $\text{Ba}_2\text{CaOsO}_6$ supercell of dimension $2\times 2\times 1$ in terms of a cubic four formula unit cell. This results in 16 Ca sites in the supercell. We replace two of these Ca by Na or Sr, amounting to an effective impurity concentration $\delta = 1/8$ for $\text{Ba}_2\text{Ca}_{1-\delta}\text{Na}_\delta\text{OsO}_6$ and $\text{Ba}_2\text{Ca}_{1-\delta}\text{Sr}_\delta\text{OsO}_6$ respectively. We consider two configurations in the supercell: (i) the far configuration shown in Fig. 3a and (ii) the near configuration shown in Fig. 3c.

In the far configuration, shown in Fig. 3a, we substitute two distant Ca atoms in the supercell with the substitutional impurity. Full structure optimization of this configuration leads to four inequivalent Os sites marked by different colors and labelled Os1-Os4, in Fig. 3a and 3b (see Supplementary Notes 1 and 2 for details). Of these four inequivalent Os sites, the maximal distortion occurs at sites which have two Na atoms at its nearest neighbor shell (depicted as green octahedra). The site symmetry of this Os site, marked Os1 and shown in Fig. 3b, is found to be $4/m\bar{3}m$. As discussed below, this leads to an E_g strain on the Os1 d -orbitals. The distortion of OsO_6 octahedra can be measured by the distortion index, $D = \frac{1}{6} \sum_{i=1}^6 \frac{|l_i - l_{av}|}{l_{av}}$ where l_i is the bond-length of the i -th Os-O bond, and l_{av} is the average bond length; for Os1O_6 we find $D \approx 0.01$. We show in the Supplementary Note 5 that this 1-2% E_g strain translates to a 5-10 meV splitting of the non-Kramers doublet.

We next turn to the near configuration shown in Fig. 3c, with two Na atoms substituting for neighboring Ca atoms. In this case, full structure optimization leads to six inequivalent Os sites marked Os1-Os6 (for details see Supplementary Note 2). We find that the maximum distortion of Os-O bond lengths and bond angles occurs at the site marked Os1 which is adjacent to both Na atoms, with its site symmetry being lowered from $4/m\bar{3}m$ to $m\bar{2}m$ (depicted as grey octahedra), and $D \approx 0.01$. As discussed below and in Supplementary Note 2, this leads to an additional T_{2g} strain at this Os site. Finally, the distortion index D for sites further from the impurity site are an order of magnitude smaller (see Supplementary Note 2). As discussed later, the presence of this T_{2g} strain is crucial for theoretically modelling the experimentally observed NMR spectra.

Landau theory of multipole-strain coupling

Our next goal is to understand how the impurity induced strain, discovered in our *ab initio* structure calculations, can impact multipolar orders. We resort here to a symmetry based approach, beginning with a brief review of the multipoles and their symmetries for a d^2 electron configuration. We next turn to a Landau theory for the coupling the multipoles to strain fields, and discuss a microscopic basis for this Landau theory where strain fields are shown to arise from impurity induced deformations.

For two electrons in the t_{2g} orbital, the naively ex-

pected ground state is a $J = 2$ moment, which we can view as arising from spin-orbit locking of a total orbital angular momentum $L = 1$ and total spin $S = 1$. This gets split into a non-Kramers ground state doublet, and an excited triplet with a gap $\Delta \sim 10$ -20 meV [32], in reasonable agreement with the spin gap observed in inelastic neutron scattering experiments [30] (see Supplementary Note 3). Working in the $|J_z = m\rangle$ basis, the non-Kramers doublet wavefunctions are given by

$$|\psi_{g,\uparrow}\rangle = \frac{1}{\sqrt{2}}(|2\rangle + |-2\rangle); \quad |\psi_{g,\downarrow}\rangle = |0\rangle. \quad (1)$$

Within this non-Kramers doublet space, the Pauli matrices τ_x, τ_y, τ_z are proportional to multipole operators, and are given by $\tau_x \equiv (J_x^2 - J_y^2)/2\sqrt{3}$, $\tau_y \equiv \overline{J_x J_y J_z}/6\sqrt{3}$, and $\tau_z \equiv (3J_z^2 - J(J+1))/6$, with overline denoting symmetrization. Here, τ_x, τ_z are electric quadrupoles while τ_y is a magnetic octupole. The ground state doublet manifold has vanishing matrix elements for the dipole operators \mathbf{J} , precluding magnetic dipole ordering. However, the ground state doublet can lead to broken time-reversal symmetry below T_c (while preserving cubic symmetry) if $\langle \tau_y \rangle \neq 0$ which corresponds to ferro-octupolar ordering.

To examine the impact of strain, we note that the non-Kramers doublet degeneracy is protected by the crystalline point group symmetry. We thus expect that (random) local strains will break this degeneracy. Such strains may be produced by impurities, which can locally suppress the octupolar order while favoring quadrupolar orders. Landau theory provides a useful symmetry-based approach to study the coupling of strain to multipoles [19]. To explore this here, we begin by considering time-reversal invariant perturbations acting in the $J = 2$ space, focussing on the simplest E_g and T_{2g} strain fields. When we later discuss the microscopic basis for this Landau theory, our focus will be on strain fields localized at Os sites directly adjacent to the impurity site. While our previously discussed *ab initio* calculations yield a more complex distortion pattern of OsO_6 octahedra even far away from the impurity site, those longer range distortions are found to be order of magnitude smaller; this will justify our simplified microscopic viewpoint.

The E_g strain perturbations act as fields (h_x, h_z) which couple to the low energy quadrupolar degrees of freedom (τ_x, τ_z) within the non-Kramers doublet. On symmetry grounds, these couplings take the form

$$\delta H_x = -d_1 \int d^3\mathbf{r} (\varepsilon_{xx}(\mathbf{r}) - \varepsilon_{yy}(\mathbf{r})) \tau_x(\mathbf{r}) \quad (2)$$

$$\delta H_z = -d_2 \int d^3\mathbf{r} \frac{1}{\sqrt{3}} (2\varepsilon_{zz}(\mathbf{r}) - \varepsilon_{xx}(\mathbf{r}) - \varepsilon_{yy}(\mathbf{r})) \tau_z(\mathbf{r}) \quad (3)$$

We expect that these E_g strain fields can suppress the octupolar transition temperature since they act as transverse fields on the Ising octupolar order. We confirm this later using Monte Carlo simulations. For a sufficiently strong local strain field, it may be possible to locally kill

the octupolar order. The strain induced local quadrupolar order can lead to broadening of NMR spectra via generation of electric field gradients.

By contrast, the T_{2g} strain tensor components, such as $\varepsilon_{xy}(\mathbf{r})$, lead to a coupling between the low energy non-Kramers doublet and the excited magnetic triplet. This set of Hamiltonian perturbations take the form

$$\begin{aligned} \delta H_{\text{od}} = & -d_3 \int d^3\mathbf{r} [\varepsilon_{xy}(\mathbf{r})Q_{xy}(\mathbf{r}) + \varepsilon_{yz}(\mathbf{r})Q_{yz}(\mathbf{r}) \\ & + \varepsilon_{xz}(\mathbf{r})Q_{xz}(\mathbf{r})] \end{aligned} \quad (4)$$

where $Q_{\alpha\beta} = (J_\alpha J_\beta + J_\beta J_\alpha)/2$ has no matrix elements in the non-Kramers doublet subspace. In a octupolar ordered state with nonzero $\langle\tau_y(\mathbf{r})\rangle$, taking into account the first-order perturbative correction to the wavefunction due to mixing with the excited magnetic triplet, these couplings induce weak dipole moments in the ground state. Defining $\boldsymbol{\varepsilon} \equiv (\varepsilon_{yz}, \varepsilon_{zx}, \varepsilon_{xy})$, we arrive at

$$\langle\mathbf{J}(\mathbf{r})\rangle = \frac{2d_3}{\Delta} \boldsymbol{\varepsilon}(\mathbf{r}) \langle\tau_y(\mathbf{r})\rangle \quad (5)$$

The T_{2g} strain fields thus reveal the hidden octupolar order by generating ‘parasitic’ dipole moments. If the correlation length of these strain fields, and thus the parasitic dipole moments is short-ranged, these moments may provide a dephasing mechanism for oscillations in μSR experiments in the octupolar ordered state. We note that these parasitic dipole moments may also be observable in NMR experiments via their hyperfine coupling to nuclear dipole moments, an effect we will later model carefully.

One way such local strain fields could appear in a material is via a small density of impurities, such as antisite impurities, oxygen vacancies, or impurities induced by intentional chemical substitution. Our *ab initio* results show that when a single Ca^{2+} is replaced with Na^+ or Sr^{2+} , the six Os^{6+} ions neighboring the impurity site will have their oxygen octahedra get uniaxially distorted from their original equilibrium positions. A schematic picture of the ideal cubic structure and a simplified model of the strain field in the xy plane induced by a single impurity is shown in Figs. 4 a and 4 b. The depicted distortions are based on our *ab-initio* results, but have been simplified, as justified above, to only focus on distortions immediately adjacent to the impurity site. With Os^{6+} at the center of the distorted octahedra as the local center of inversion, such an octahedral distortion can be decomposed into odd-parity and even-parity modes, with only the latter having matrix elements in the d -orbital space; see Supplementary Note 5. This leads to E_g strain fields for the d -orbitals on the Os^{6+} site. With increasing impurity concentration, there is a higher probability of neighboring pairs of Na^+ or Sr^{2+} impurities. In this case, the local symmetry around Os^{6+} ions is further reduced, as found from our *ab initio* calculations, and shown in Fig. 4c. The strain fields at the Os^{6+} site then also include a T_{2g} component; we derive this in Supplementary Note 5. Thus, impurities induce both E_g and T_{2g} strain

fields, providing a firm microscopic basis for our Landau theory.

Impurity-induced T_c suppression

To study how impurities suppresses the octupolar T_c , we have carried out MC simulations for the pseudospin Hamiltonian $H_0 + H_{\text{imp}}$ describing Os^{6+} non-Kramers doublets on the face centered cubic (fcc) lattice. Here H_0 is the nearest-neighbor pseudospin Hamiltonian in the absence of impurities which has been previously obtained using microscopic calculations [36, 37], and H_{imp} incorporates the transverse fields adjacent to the randomly located impurity sites. We note that such classical MC simulations for a spin-1/2 system, while not capturing the effects of quantum fluctuations, can nevertheless provide a useful guide to the physics, and has been used to explore 2D Kitaev materials [69, 70] and 3D spin-ice compounds [71].

The most general symmetry allowed H_0 is given by

$$\begin{aligned} H_0 = & \sum_{\langle i,j \rangle} [K_o \tau_{iy} \tau_{jy} + (K_1 \cos^2 \phi_{ij} + K_2 \sin^2 \phi_{ij}) \tau_{ix} \tau_{jx} \\ & + (K_1 - K_2) \sin \phi_{ij} \cos \phi_{ij} (\tau_{ix} \tau_{jz} + \tau_{iz} \tau_{jx}) \\ & + (K_1 \sin^2 \phi_{ij} + K_2 \cos^2 \phi_{ij}) \tau_{iz} \tau_{jz}] \end{aligned} \quad (6)$$

where $\phi_{ij} = \{0, 2\pi/3, 4\pi/3\}$ correspond to nearest neighbors (i, j) in the $\{xy, yz, zx\}$ planes. K_o and $K_{1,2}$ respectively correspond to the octupolar exchange and quadrupolar couplings. We consider two sets of model exchange couplings as shown in Table I. While Model A has exchange couplings motivated by our previous study [36], Model B explores the case of significantly enhanced quadrupolar exchange interactions.

We next incorporate the effect of impurities. When we replace a fraction δ of Ca^{2+} by Sr^{2+} or Na^+ , the six Os^{6+} neighbors of the substituted site experience an E_g octahedral distortion as discussed above. This leads to local quadrupolar fields which couple as

$$H_{\text{imp}} = \sum_{i, \alpha=x,z} \mathbf{h}_{\text{imp}}^\alpha(i) \tau_{i\alpha} \quad (7)$$

where the quadrupolar fields $\mathbf{h}_{\text{imp}}(i) \neq 0$ *only* for sites adjacent to an impurity. These fields point along distinct directions for the Os^{6+} neighbors of the impurity site:

$$\pm x \text{ neighbors} : \mathbf{h}_{\text{imp}} = h(\sqrt{3}\hat{x} - \hat{z})/2 \quad (8)$$

$$\pm y \text{ neighbors} : \mathbf{h}_{\text{imp}} = h(-\sqrt{3}\hat{x} - \hat{z})/2 \quad (9)$$

$$\pm z \text{ neighbors} : \mathbf{h}_{\text{imp}} = h\hat{z} \quad (10)$$

The field strength h is proportional to the distortion induced by the impurity. If there are adjacent impurities, we add up the corresponding quadrupolar fields on the neighboring Os^{6+} sites to get the total $\mathbf{h}_{\text{imp}}(i)$. These quadrupolar fields act as transverse fields on the Ising octupolar order. We note that the *transverse field strength and orientations are not random* - however, the locations

in space where they act is dictated by the random impurity positions. Using the $\sim 1\text{-}2\%$ strain inferred from our *ab initio* calculations, we estimate h to be on the order of $\sim 5\text{-}10$ meV; see Supplementary Note 5 for details on this estimate of h . Below we will explore a range of values in our MC simulations.

We ignore the T_{2g} strains for the MC simulations; since these strains do not act directly within the non-Kramers doublet subspace, their impact on octupolar ordering is weaker. While T_{2g} strain field induce parasitic dipole moments to first order in the strain (in the octupolar broken symmetry phase), they modify the pseudospin Hamiltonian itself only at second order in strain.

We have carried out MC simulations of the Hamiltonian $H_0 + H_{\text{imp}}$ for different impurity concentrations and a range of local quadrupolar pinning field strengths h (see Methods). At zero impurity concentration ($\delta = 0$), our model yields a ferro-octupolar transition temperature $T_c \approx 40$ K, comparable with experiments on the undoped osmate double perovskites [30, 61–64]. As seen from Fig. 5, the octupolar T_c decreases nearly linearly with increasing impurity concentration δ . For larger h , the slope ($dT_c/d\delta$) increases but eventually becomes independent of h since the local quadrupolar order gets perfectly pinned at large h . The exchange parameter sets for model A and model B are found to lead to similar results, with no significant differences either in the octupolar T_c or in the evolution of T_c with impurity concentration.

The impact of impurities on local quadrupolar order may also be indirectly deduced from the components of the multipolar susceptibility tensor $\chi_{ab}(T)$ in the clean $\delta = 0$ limit. The uniform susceptibility is given by

$$\chi_{ab}(T) = \beta (\langle M_a M_b \rangle - \langle M_a \rangle \langle M_b \rangle)$$

where $a, b \in (x, y, z)$, and $M_a = \sum_i \tau_i^a / 2$. Fig. 6 shows the temperature evolution of the octupolar $\chi_{\text{oct}}(T) \equiv \chi_{yy}$ and quadrupolar susceptibility $\chi_Q(T) \equiv \chi_{xx} = \chi_{zz}$. The octupolar susceptibility diverges at the ferro-octupolar T_c . By contrast the quadrupolar components exhibit a Curie-Weiss type behavior at high temperature, but this growth eventually get cutoff at T_c and it decreases slightly due to the onset of octupolar order. Model B with a larger antiferro-quadrupolar exchanges leads to a smaller uniform $\chi_Q(T)$. In the presence of a strain induced perturbation h , we expect the induced local Os quadrupole moments in the vicinity of the impurity to qualitatively track the temperature dependence of $\chi_Q(T)$. This will play a role below in our understanding of the impurity NMR spectra.

Thermodynamic and μSR measurements on the osmate DPs $\text{Ba}_2\text{CaOsO}_6$, $\text{Ba}_2\text{MgOsO}_6$, and $\text{Ba}_2\text{ZnOsO}_6$ have found evidence for a single phase transition which does not involve a change in crystal symmetry but at which time-reversal symmetry is broken [30, 61–64]. These results are consistent with a ferro-octupolar ordering transition. Recent μSR and NMR results on $\text{Ba}_2\text{Ca}_{1-\delta}\text{Na}_\delta\text{OsO}_6$ [65] show that T_c gets nearly linearly suppressed with increasing impurity concentration δ , as

we go away from the clean limit $\delta = 0$. Our model results in Fig. 5 showing the change of T_c with impurity concentration are consistent with these experimental results. For $h = 10$ meV, we find $(1/T_c)(dT_c/d\delta) \approx -2$, which is in agreement with experiments on $\text{Ba}_2\text{Ca}_{1-\delta}\text{Na}_\delta\text{OsO}_6$ which find $(1/T_c)(dT_c/d\delta) \approx -2.2$ [65]. With increasing impurity concentration, this model is expected to yield a disordered quantum critical point (QCP) where the octupolar T_c vanishes. Naively extrapolating our low doping results, this QCP is expected to occur at large dopant concentrations $\delta \gtrsim 0.5$; however, quantum fluctuations may shift this QCP to smaller dopant concentrations.

NMR spectra

We next turn to modelling the ^{23}Na NMR spectra. Since the ^{23}Na nucleus has spin $I = 3/2$, we consider symmetry allowed terms for the interaction of this nuclear spin with the applied Zeeman field and the neighboring Os multipole moments:

$$H_{\text{Na}} = - \sum_i \gamma(i) \hat{\mathbf{I}}(i) \cdot \mathbf{B} + g_1 \sum_{\langle i,j \rangle} \hat{\mathbf{I}}(i) \cdot \tilde{\boldsymbol{\epsilon}}_j \langle \tau_j^y \rangle + \sum_{\langle i,j \rangle} \hat{\mathbf{Q}}^{\text{Na}}(i) \cdot \mathbb{A}_{ij} \cdot \langle \mathcal{Q}_j \rangle \quad (11)$$

Here, $\gamma(i)$ is the gyromagnetic ratio (units: MHz/Tesla), which can be renormalized by the A_{1g} distortion around the Na site leading to a Knight shift. We define it as

$$\gamma(i) = \gamma^{\text{Na}} \left(1 + g_0 \sum_{j \in \text{nbr}(i)} \langle \mathcal{Q}_j^{A_{1g}} \rangle \right) \quad (12)$$

where $\gamma^{\text{Na}} \approx 11.262$ MHz/T is the bare gyromagnetic ratio, and the A_{1g} distortion on the Na site is constructed as a sum of specific quadrupole moments the Os neighbors j , namely:

$$\langle \mathcal{Q}_j^{A_{1g}} \rangle = \begin{cases} \frac{\sqrt{3}}{2} \langle \tau_j^x \rangle - \frac{1}{2} \langle \tau_j^z \rangle & \text{for } \langle ij \rangle \text{ along } \hat{x} \\ -\frac{\sqrt{3}}{2} \langle \tau_j^x \rangle - \frac{1}{2} \langle \tau_j^z \rangle & \text{for } \langle ij \rangle \text{ along } \hat{y} \\ \langle \tau_j^z \rangle & \text{for } \langle ij \rangle \text{ along } \hat{z}. \end{cases} \quad (13)$$

For an isolated Na^+ ion, this sum over the six neighbors preserves the octahedral point group symmetry at the Na site, and thus it only leads to a temperature-dependent renormalization of the Knight shift.

The second term in Eq. (11) is the effect of the dipole moments on the Os atoms generated via T_{2g} distortions, as explained previously. This term only contributes when there are two neighbouring impurity Na ions, causing T_{2g} distortions on two of the Os atoms which are adjacent to both Na. We assume an Ising-like interaction between the parasitic dipole component produced by the T_{2g} strain and the dipole moment of the Na; here, $\tilde{\boldsymbol{\epsilon}}_j$ is a unit vector obtained by normalizing the T_{2g} distortion vector $\boldsymbol{\epsilon}_j$ defined earlier. For instance, for a nearby pair

of Na in the xy plane, $\tilde{\epsilon}_j = \pm\hat{z}$ (see Supplementary Note 5). The magnitude of the T_{2g} distortion, which is not known in detail, is absorbed into the coupling constant d_1 .

The third term accounts for the quadrupolar couplings between the Na and Os atoms. Since the Os atom only has E_g quadrupolar moments in the low energy doublet, we only consider, for simplicity, interactions between those and E_g quadrupoles of the Na nuclear spin. The local operators in this term are defined as

$$\hat{Q}^{\text{Na}} = \left(\begin{array}{c} \hat{I}_x^2 - \hat{I}_y^2 \\ (3\hat{I}_z^2 - I(I+1)) / \sqrt{3} \end{array} \right) \quad (14)$$

and

$$\langle \mathcal{Q} \rangle = \left(\begin{array}{c} \langle \tau_x \rangle \\ \langle \tau_z \rangle \end{array} \right) \quad (15)$$

Along the \hat{x} bonds, we assume a diagonal interaction, i.e.

$$\mathbb{A}_{ij} = \begin{pmatrix} a_1 & 0 \\ 0 & a_2 \end{pmatrix} \quad \text{for } \langle ij \rangle \text{ along } \hat{x} \quad (16)$$

We can then use rotations to infer the corresponding transformed \mathbb{A} matrix for Na-Os bonds along the \hat{y} and \hat{z} directions. For simplicity, we set $a_1 = a_2 = a$.

We choose to measure the various couplings used in the Hamiltonian H_{Na} in Eq. 11 in units of $\gamma^{\text{Na}}B \equiv \omega_0$. For a typical field $B = 10\text{T}$, we get $\omega_0 \approx 112.6\text{MHz}$. The couplings we use for illustrative NMR plots are given by $(g_0, g_1, a) = (1, 5, -1) \times 10^{-3} \omega_0$. This choice of couplings is found to provide a reasonable semi-quantitative description of the experimental NMR data [65]; however, the key spectral features discussed below are not extremely sensitive, at a qualitative level, to the precise values of these couplings. Previous analyses of such spectra often focus only on the average quadrupole-quadrupole couplings. This misses the subtle effects of the remaining terms in Eq. (11), specifically the couplings (g_0, g_1) .

Fig. 7 presents our results for the ^{23}Na NMR spectrum where we have averaged over external Zeeman field orientations as appropriate for a powder sample (see Methods and Supplementary Note 6 for details). These results are for an impurity concentration $\delta = 0.1$ which is the smallest value of Na concentration which has been experimentally explored [65]. This puts us close to the clean end point $\text{Ba}_2\text{CaOsO}_6$, so our starting point of assuming a dilute concentration of impurities is a valid approximation.

Fig. 7a shows the calculated NMR spectra (see Methods) over a range of temperatures, ranging from high temperatures $T = 5T_c$ to low temperatures within the octupolar ordered state $T = 0.1T_c$. Fig. 7b shows the inverse Knight shift (associated with the first moment) and the skew of the spectrum as a function of temperature. We describe below key features of the theoretically calculated NMR spectra which capture the experimental observations [65] remarkably well.

i) At high temperature, e.g. $T = 5T_c$ in Fig. 7a, the NMR spectrum exhibits a single narrow peak consistent

with motional narrowing since the effect of the thermally fluctuating neighbor Os multipole moments average to zero. This single peak shifts upon cooling, with the inverse Knight shift ($1/K_s$) scaling approximately linearly with T . The systematic temperature dependence of the first moment of the spectrum is shown in Fig. 7b. We attribute this observed temperature dependence to the temperature-dependent quadrupolar susceptibility $\chi_Q(T)$ of Os shown in Fig. 6. Our scenario is that the impurity induces quadrupolar moments on the six neighboring Os atoms, which scale as $\sim \chi_Q(T)h$, where h is the impurity induced pinning field. We note that in this high T regime, we expect no difference between the uniform and local quadrupolar susceptibilities. These induced quadrupoles around the impurity site preserve the local point group symmetry, but lead to symmetry allowed renormalization of the effective gyromagnetic ratio for ^{23}Na , causing a temperature dependent Knight shift. The inverse Knight shift thus scales as $\chi_Q^{-1}(T)$, which has a linear T dependence in the Curie-Weiss regime.

ii) At intermediate temperatures ($T = 3T_c, 2T_c, T_c$ in Fig. 7a), we find that in addition to the temperature dependent Knight shift of the dominant peak, the NMR spectrum exhibits broadening as we cool, and further develops an asymmetry. This asymmetry may be seen via the growing skewness shown in Fig. 7c (see Methods). These effects arise due to the development of a growing inhomogeneous distribution of static quadrupolar droplets in the presence of the pinning due to impurity Na^+ sites. As seen from Fig. 4, an isolated Na^+ impurity only leads to an A_{1g} deformation of the surrounding oxygen octahedron; as discussed above, this does not lead to NMR peak splitting but only to a Knight shift. Instead, the broadening and asymmetry in our theory arises from regions harboring pairs (or more) of neighboring Na impurities which lowers the point group symmetry at the Na site and leads to peak splittings.

iii) Finally, as we cool below T_c ($T = 0.75T_c, 0.5T_c, 0.1T_c$ in Fig. 7a, the Knight shift as defined through the first moment changes its slope, having a weaker temperature dependence below T_c . We can understand this as the growth of $\chi_Q(T)$ getting cut off below T_c due to the onset of octupolar order as seen from Fig. 6, while the weaker impact of the octupolar order leads to a smaller slope. In addition, as we go below T_c , the NMR spectrum becomes extremely broad. In our calculations, this broadening reflects the presence of parasitic dipoles induced by the octupolar symmetry breaking. The impact of octupolar ordering is also reflected in the asymmetry of the spectrum. As shown in Fig. 7c, the skew of the spectrum, defined as the third moment of the distribution, shows a singular increase below T_c , so that the octupolar ordering below T_c leads to a more asymmetric spectrum. This is in good agreement with recent experiments [65]. We thus conclude that these NMR experiments are indirectly probing the onset of ferro-octupolar symmetry breaking.

DISCUSSION

In summary, our work introduces the key concept of Janus impurities to refer to local impurity probes of non-Kramers doublets and their ordering. We have carried out a comprehensive study of how such Janus impurities break the non-Kramers degeneracy by inducing local strains, and how they can nevertheless serve as useful probes of multipolar orders.

As an example, we have studied the osmate double perovskites which feature competing octupolar and quadrupolar moments. Our work goes beyond previous studies in several respects, and makes direct contact with a body of recent experiments. (1) We have presented DFT computed phonon spectra in the osmates which are in good agreement with neutron scattering results, making the case that these osmates are intrinsically stable cubic materials. (2) We showed DFT results for how a doped impurity modifies the local structure and lowers the point group symmetry, leading to not only E_g strain but also T_{2g} strains, and presented the associated Landau theory for its impact on the local non-Kramers moment. (3) The above progress led us to a simplified one-parameter model for doped impurities. The resulting impact on T_c suppression, computed using Monte Carlo simulations, was shown to explain the data from recent μ SR experiments. (4) Our Landau theory also showed that the T_{2g} strains, found in DFT, can nucleate local dipole moments in the ground state even though the cubic system has no ground state dipole moments (only quadrupolar and octupolar). (5) Finally, we presented a symmetry based approach to modelling the NMR spectra of doped ^{23}Na , keeping track of the full inhomogeneous distribution of the local Os moments. This allows us to make direct contact with the temperature evolution of the NMR Knight shift and spectral features seen in the osmates both above and below T_c . In a broader sense, our work sets the framework for understanding NMR in an inhomogeneous multipolar environment in diverse quantum materials.

By combining *ab initio* methods, Landau theory, MC simulations, and modelling of NMR spectra, we have thus shown how local impurity strains can suppress the ferro-octupolar T_c , and how our work explains recent ^{23}Na NMR results on $\text{Ba}_2\text{Ca}_{1-\delta}\text{Na}_\delta\text{OsO}_6$ for doping $\delta \ll 1$. Our results lends further support to the scenario of octupolar order below T_c in these d -orbital materials, and show that Janus impurities can reveal useful information about multipolar orders.

We note that the Na^+ impurity (i.e., substitution of Ca^{2+} by Na^+) not only produces strong local strain fields, but would also lead to local charge doping: each impurity could potentially dope 1/6-hole onto each of the six neighboring Os. Our proposal here is that the local strain can play a highly significant role in accounting for the drop in T_c ; the detailed exploration of charge doping effects and longer-range strain fields is a subject for future study. Our *ab initio* computations find that similar local

strain fields are generated in $\text{Ba}_2\text{Ca}_{1-\delta}\text{Sr}_\delta\text{OsO}_6$ due to isovalent substitution of Ca^{2+} by Sr^{2+} . Experimental studies of $\text{Ba}_2\text{Ca}_{1-\delta}\text{Sr}_\delta\text{OsO}_6$ and $\text{Ba}_2\text{Ca}_{1-\delta}\text{Mg}_\delta\text{OsO}_6$, perhaps using ^{87}Sr NMR or ^{25}Mg NMR, would thus provide a route to distinguish the effects of strain from charge doping. Sr or Mg doping may also allow one to study the QCP where the octupolar T_c is suppressed to zero. The impact of charge doping with Na^+ substitution going from $\delta = 0$ to $\delta = 1$ [65] deserves a separate careful investigation. In addition, NMR studies on the undoped d^2 osmate double perovskites would also be extremely valuable to explore spectral signatures in the absence of strain fields. Finally, while we have focussed here on d -orbital multipoles, most of our results can also be directly translated to f -orbital candidates with ordered multipole moments such as $\text{PrV}_2\text{Al}_{20}$ [9, 10, 14, 16–19], or to systems with fluctuating multipoles such as spin-ice materials [71].

METHODS

Ab Initio Calculations: The *ab initio* calculations are carried out in the plane wave pseudo-potential basis, as implemented in Vienna ab-initio Simulation Package [66, 67], choosing the generalized gradient approximation (GGA) to describe the exchange-correlation functional. We have also examined effect of correlation beyond the GGA level by doing calculations within Hubbard U supplemented GGA+ U calculations, with U value of 1-2 eV applied at Os site; we have found that the results are qualitatively unchanged. The effect of SOC which is especially important at the 5d Os sites is taken into account through GGA+ U +SOC calculations. The cutoff energy of the plane-wave basis is chosen to be 600 eV which is found to be sufficient to achieve convergence in self-consistent field (SCF) calculations. Converged k-mesh of $8 \times 8 \times 8$ is used for SCF calculation with tight energy convergence threshold of 10^{-8} eV. Relaxations of the crystal structures are carried out with respect to internal atomic coordinates as well as cell volume using a convergence threshold of 10^{-5} eV for total energy and 10^{-3} eV/Å for maximum force/atom. Phonon properties are studied within the formulation of density functional perturbation theory (DFPT) as implemented in VASP. The phonon band structures were obtained by Fourier interpolation of the real-space force constants using PHONOPY [72] code, and plotted along the high-symmetry momentum points of the BZ.

Monte Carlo Simulations: Monte Carlo (MC) simulations were carried out on a $14 \times 14 \times 14$ fcc lattice (2744 spins) with periodic boundary conditions. The spins on the fcc sites form one sublattice of a cubic lattice which represent the Os pseudospins. Impurity sites are randomly selected from the second sublattice of the cubic lattice, representing substitution of Ca by Na or Sr, and the effect of this impurity in the simulations was mimicked by applying strain fields on the six neighboring Os

atoms (in accordance with Eqs. (7)-(10)). For Os sites which happen to be adjacent to multiple impurities, the corresponding strain fields are (vectorially) added. The MC simulations were thermalized over 10^6 MC sweeps, and measured over 5×10^5 sweeps. Results for each impurity concentration are averaged over 20 disorder realizations for T_c . For computing the NMR spectra for $\delta = 0.1$, we average over 100 disorder configurations to capture the spectra over many Na nuclei.

NMR Spectrum Calculation: To obtain the spectrum shown in Fig. 7a, we solve for the eigenvalues of Eq. (11) (a 4×4 matrix), and associate the differences between successive eigenvalues as the observed frequencies in an NMR measurement. We thus have three frequencies associated with a given impurity atom. We collect the frequencies from all the impurity atoms in 100 disorder configurations (total 27440 impurity spectra for $\delta=0.1$), averaged over 300 Zeeman field directions to produce a data set that mimics that obtained through a powder sample NMR measurement. To obtain a simulated spectrum, the binned data is then smoothed using a Kernel Density Estimate (KDE) with a bandwidth of $2 \times 10^{-4} \omega_0$. The mean is defined as the first moment of the distribution, $\langle \omega \rangle$, and the skew is defined as the third moment, $\langle (\omega - \langle \omega \rangle)^3 \rangle$. The histogram from the raw data that was used to produce Fig. 7 is given in Supplementary Note 6.

DATA AVAILABILITY

The authors declare that the data supporting the findings of this study are available within the paper and its supplementary information files.

CODE AVAILABILITY

The Monte Carlo codes used in this study are available from https://github.com/sreekar-voleti/SpinMC_more.jl

COMPETING INTERESTS

The authors declare no competing financial or non-financial interests.

ACKNOWLEDGMENTS

We thank Vesna Mitrovic for useful discussions about their NMR results. This research was funded by a Discovery Grant from the Natural Sciences and Engineering Research Council of Canada RGPIN-2021-03214 (SV, AP), DST India (SB and TS-D), and a SERB-India Vajra Fellowship VJR/2019/000076 (AP, TS-D, SB). TS-D acknowledges a J.C.Bose National Fellowship (grant no. JCB/2020/000004) for funding. Monte Carlo and NMR spectra computations were carried out on the Niagara supercomputer at the SciNet HPC Consortium and the Digital Research Alliance of Canada.

CONTRIBUTIONS

AP, TS-D, and SV designed the research. SV and KP performed the numerical computations. All authors (SV, KP, AP, SB, and TS-D) were involved in discussing the data and results. SV, AP, and TS-D contributed to the writing of the manuscript with inputs from all authors.

-
- [1] P. Santini and G. Amoretti, Magnetic-octupole order in neptunium dioxide?, *Phys. Rev. Lett.* **85**, 2188 (2000).
 - [2] P. Chandra, P. Coleman, J. A. Mydosh, and V. Tripathi, Hidden orbital order in the heavy fermion metal URu₂Si₂, *Nature* **417**, 831 (2002).
 - [3] J. A. Paixão, C. Detlefs, M. J. Longfield, R. Caciuffo, P. Santini, N. Bernhoeft, J. Rebizant, and G. H. Lander, Triple-q octupolar ordering in NpO₂, *Phys. Rev. Lett.* **89**, 187202 (2002).
 - [4] A. Kiss and P. Fazekas, Octupolar ordering of Γ_8 ions in a magnetic field, *Phys. Rev. B* **68**, 174425 (2003).
 - [5] Y. Tokunaga, D. Aoki, Y. Homma, S. Kambe, H. Sakai, S. Ikeda, T. Fujimoto, R. E. Walstedt, H. Yasuoka, E. Yamamoto, A. Nakamura, and Y. Shiokawa, NMR Evidence for Higher-Order Multipole Order Parameters in NpO₂, *Phys. Rev. Lett.* **97**, 257601 (2006).
 - [6] V. Tripathi, P. Chandra, and P. Coleman, Sleuthing hidden order, *Nat. Phys.* **3**, 78 (2007).
 - [7] P. Santini, S. Carretta, G. Amoretti, R. Caciuffo, N. Magnani, and G. H. Lander, Multipolar interactions in *f*-electron systems: The paradigm of actinide dioxides, *Rev. Mod. Phys.* **81**, 807 (2009).
 - [8] K. Haule and G. Kotliar, Arrested kondo effect and hidden order in URu₂Si₂, *Nat. Phys.* **5**, 796 (2009).
 - [9] A. Sakai and S. Nakatsuji, Kondo effects and multipolar order in the cubic PrTr₂Al₂₀ (Tr=Ti, V), *J. Phys. Soc. Jpn.* **80**, 063701 (2011).
 - [10] T. J. Sato, S. Ibuka, Y. Nambu, T. Yamazaki, T. Hong, A. Sakai, and S. Nakatsuji, Ferroquadrupolar ordering in PrTi₂Al₂₀, *Phys. Rev. B* **86**, 184419 (2012).

- [11] J. G. Rau and H.-Y. Kee, Hidden and antiferromagnetic order as a rank-5 superspin in URu₂Si₂, *Phys. Rev. B* **85**, 245112 (2012).
- [12] P. Chandra, P. Coleman, and R. Flint, Hysteric order in the heavy-fermion compound URu₂Si₂, *Nature* **493**, 621 (2013).
- [13] T. Arima, Time-reversal symmetry breaking and consequent physical responses induced by all-in-all-out type magnetic order on the pyrochlore lattice, *J. Phys. Soc. Jpn.* **82**, 013705 (2013).
- [14] M. Tsujimoto, Y. Matsumoto, T. Tomita, A. Sakai, and S. Nakatsuji, Heavy-fermion superconductivity in the quadrupole ordered state of PrV₂Al₂₀, *Phys. Rev. Lett.* **113**, 267001 (2014).
- [15] H.-H. Kung, R. E. Baumbach, E. D. Bauer, V. K. Thorsmølle, W.-L. Zhang, K. Haule, J. A. Mydosh, and G. Blumberg, Chirality density wave of the “hidden order” phase in URu₂Si₂, *Science* **347**, 1339 (2015).
- [16] K. Hattori and H. Tsunetsugu, Classical Monte Carlo study for antiferro quadrupole orders in a diamond lattice, *J. Phys. Soc. Jpn.* **85**, 094001 (2016).
- [17] F. Freyer, J. Attig, S. Lee, A. Paramakanti, S. Trebst, and Y. B. Kim, Two-stage multipolar ordering in PrT₂Al₂₀ kondo materials, *Phys. Rev. B* **97**, 115111 (2018).
- [18] S. Lee, S. Trebst, Y. B. Kim, and A. Paramakanti, Landau theory of multipolar orders in PrY₂X₂₀ Kondo materials ($Y = \text{Ti, V, Rh, Ir}$; $X = \text{Al, Zn}$), *Phys. Rev. B* **98**, 134447 (2018).
- [19] A. S. Patri, A. Sakai, S. Lee, A. Paramakanti, S. Nakatsuji, and Y. B. Kim, Unveiling hidden multipolar orders with magnetostriction, *Nat. Comm.* **10**, 4092 (2019).
- [20] D. Jang, P. Y. Portnichenko, A. S. Cameron, G. Friemel, A. V. Dukhnenko, N. Y. Shitsevalova, V. B. Filipov, A. Schneidewind, A. Ivanov, D. S. Inosov, and M. Brando, Large positive correlation between the effective electron mass and the multipolar fluctuation in the heavy-fermion metal Ce_{1-x}La_xB₆, *npj Quantum Materials* **2** (2017).
- [21] G. Chen, R. Pereira, and L. Balents, Exotic phases induced by strong spin-orbit coupling in ordered double perovskites, *Phys. Rev. B* **82**, 174440 (2010).
- [22] G. Chen and L. Balents, Spin-orbit coupling in d^2 ordered double perovskites, *Phys. Rev. B* **84**, 094420 (2011).
- [23] L. Fu, Parity-breaking phases of spin-orbit-coupled metals with gyrotropic, ferroelectric, and multipolar orders, *Phys. Rev. Lett.* **115**, 026401 (2015).
- [24] J. W. Harter, Z. Y. Zhao, J.-Q. Yan, D. G. Mandrus, and D. Hsieh, A parity-breaking electronic nematic phase transition in the spin-orbit coupled metal Cd₂Re₂O₇, *Science* **356**, 295 (2017).
- [25] S. Hayami, H. Kusunose, and Y. Motome, Emergent odd-parity multipoles and magnetoelectric effects on a diamond structure: Implication for the $5d$ transition metal oxides AOsO₄ ($A = \text{K, Rb, and Cs}$), *Phys. Rev. B* **97**, 024414 (2018).
- [26] C. Svoboda, W. Zhang, M. Randeria, and N. Trivedi, Orbital order drives magnetic order in $5d^1$ and $5d^2$ double perovskite Mott insulators, *Phys. Rev. B* **104**, 024437 (2021).
- [27] L. Lu, M. Song, W. Liu, A. P. Reyes, P. Kuhns, H. O. Lee, I. R. Fisher, and V. F. Mitrović, Magnetism and local symmetry breaking in a Mott insulator with strong spin orbit interactions, *Nat. Comm.* **8**, 14407 (2017).
- [28] W. Liu, R. Cong, E. Garcia, A. Reyes, H. Lee, I. Fisher, and V. Mitrović, Phase diagram of Ba₂NaOsO₆, a Mott insulator with strong spin orbit interactions, *Physica B: Condensed Matter* **536**, 863 (2018).
- [29] D. Hirai and Z. Hiroi, Successive symmetry breaking in a $j_{\text{eff}} = 3/2$ quartet in the spin-orbit coupled insulator Ba₂MgReO₆, *J. Phys. Soc. Jpn.* **88**, 064712 (2019).
- [30] D. D. Maharaj, G. Sala, M. B. Stone, E. Kermarrec, C. Ritter, F. Fauth, C. A. Marjerrison, J. E. Greedan, A. Paramakanti, and B. D. Gaulin, Octupolar versus n el order in cubic $5d^2$ double perovskites, *Phys. Rev. Lett.* **124**, 087206 (2020).
- [31] A. Paramakanti, D. D. Maharaj, and B. D. Gaulin, Octupolar order in d -orbital Mott insulators, *Phys. Rev. B* **101**, 054439 (2020).
- [32] S. Voleti, D. D. Maharaj, B. D. Gaulin, G. Luke, and A. Paramakanti, Multipolar magnetism in d -orbital systems: Crystal field levels, octupolar order, and orbital loop currents, *Phys. Rev. B* **101**, 155118 (2020).
- [33] S. W. Lovesey and D. D. Khalyavin, Lone octupole and bulk magnetism in Osmate $5d^2$ double perovskites, *Phys. Rev. B* **102**, 064407 (2020).
- [34] L. V. Pourovskii, D. F. Mosca, and C. Franchini, Ferrooctupolar order and low-energy excitations in d^2 double perovskites of osmium, *Phys. Rev. Lett.* **127**, 237201 (2021).
- [35] G. Khaliullin, D. Churchill, P. P. Stavropoulos, and H.-Y. Kee, Exchange interactions, Jahn-Teller coupling, and multipole orders in pseudospin one-half $5d^2$ Mott insulators, *Phys. Rev. Research* **3**, 033163 (2021).
- [36] S. Voleti, A. Haldar, and A. Paramakanti, Octupolar order and Ising quantum criticality tuned by strain and dimensionality: Application to d -orbital Mott insulators, *Phys. Rev. B* **104**, 174431 (2021).
- [37] D. Churchill and H.-Y. Kee, Competing multipolar orders in a face-centered cubic lattice: Application to the osmium double perovskites, *Phys. Rev. B* **105**, 014438 (2022).
- [38] E. Fradkin, S. A. Kivelson, M. J. Lawler, J. P. Eisenstein, and A. P. Mackenzie, Nematic fermi fluids in condensed matter physics, *Ann. Rev. Cond. Matt. Phys.* **1**, 153 (2010).
- [39] R. M. Fernandes, P. P. Orth, and J. Schmalian, Intertwined vestigial order in quantum materials: Nematicity and beyond, *Ann. Rev. Cond. Matt. Phys.* **10**, 133 (2019).
- [40] D. Hirai, H. Sagayama, S. Gao, H. Ohsumi, G. Chen, T. Arima, and Z. Hiroi, Detection of multipolar orders in the spin-orbit-coupled $5d$ Mott insulator Ba₂MgReO₆, *Phys. Rev. Research* **2**, 022063 (2020).
- [41] O. H. J. Mustonen, H. M. Mutch, H. C. Walker, P. J. Baker, F. C. Coomer, R. S. Perry, C. Pughe, G. B. G. Stenning, C. Liu, S. E. Dutton, and E. J. Cussen, Valence bond glass state in the $4d^1$ fcc antiferromagnet Ba₂LuMoO₆, *npj Quantum Materials* **7**, 74 (2022).
- [42] I. Mazin (The PRX Editors), Editorial: Altermagnetism—a new punch line of fundamental magnetism, *Phys. Rev. X* **12**, 040002 (2022).
- [43] L. Šmejkal, J. Sinova, and T. Jungwirth, Emerging research landscape of altermagnetism (2022), [arXiv:2204.10844](https://arxiv.org/abs/2204.10844) [cond-mat.mes-hall].
- [44] S. Bhowal and N. A. Spaldin, Magnetic octupoles as the order parameter for unconventional antiferromagnetism (2022), [arXiv:2212.03756](https://arxiv.org/abs/2212.03756) [cond-mat.str-el].

- [45] T. C. Hsu, J. B. Marston, and I. Affleck, Two observable features of the staggered-flux phase at nonzero doping, *Phys. Rev. B* **43**, 2866 (1991).
- [46] S. Chakravarty, R. B. Laughlin, D. K. Morr, and C. Nayak, Hidden order in the cuprates, *Phys. Rev. B* **63**, 094503 (2001).
- [47] C. M. Varma, Non-fermi-liquid states and pairing instability of a general model of copper oxide metals, *Phys. Rev. B* **55**, 14554 (1997).
- [48] J. van den Brink and D. Khomskii, Orbital ordering of complex orbitals in doped Mott insulators, *Phys. Rev. B* **63**, 140416 (2001).
- [49] L. Zhao, D. H. Torchinsky, H. Chu, V. Ivanov, R. Lifshitz, R. Flint, T. Qi, G. Cao, and D. Hsieh, Evidence of an odd-parity hidden order in a spin-orbit coupled correlated iridate, *Nat. Phys.* **12**, 32 (2016).
- [50] P. Bourges, D. Bounoua, and Y. Sidis, Loop currents in quantum matter, *Comptes Rendus. Physique* **22**, 7 (2022).
- [51] M. H. Christensen, T. Birol, B. M. Andersen, and R. M. Fernandes, Loop currents in AV_3Sb_5 kagome metals: Multipolar and toroidal magnetic orders, *Phys. Rev. B* **106**, 144504 (2022).
- [52] C. Mielke, D. Das, J.-X. Yin, H. Liu, R. Gupta, Y.-X. Jiang, M. Medarde, X. Wu, H. C. Lei, J. Chang, P. Dai, Q. Si, H. Miao, R. Thomale, T. Neupert, Y. Shi, R. Khasanov, M. Z. Hasan, H. Luetkens, and Z. Guguchia, Time-reversal symmetry-breaking charge order in a kagome superconductor, *Nature* **602**, 245 (2022).
- [53] K. Kimura, Y. Kato, S. Kimura, Y. Motome, and T. Kimura, Crystal-chirality-dependent control of magnetic domains in a time-reversal-broken antiferromagnet, *npj Quantum Materials* **6**, 54 (2021).
- [54] S. Onoda and Y. Tanaka, Quantum melting of spin ice: Emergent cooperative quadrupole and chirality, *Phys. Rev. Lett.* **105**, 047201 (2010).
- [55] S. Lee, S. Onoda, and L. Balents, Generic quantum spin ice, *Phys. Rev. B* **86**, 104412 (2012).
- [56] K. Hattori and H. Tsunetsugu, Antiferro quadrupole orders in non-Kramers doublet systems, *J. Phys. Soc. Jpn.* **83**, 034709 (2014).
- [57] H. Takatsu, S. Onoda, S. Kittaka, A. Kasahara, Y. Kono, T. Sakakibara, Y. Kato, B. Fåk, J. Ollivier, J. W. Lynn, T. Taniguchi, M. Wakita, and H. Kadowaki, Quadrupole order in the frustrated pyrochlore $Tb_{2+x}Ti_{2-x}O_{7+y}$, *Phys. Rev. Lett.* **116**, 217201 (2016).
- [58] A. S. Patri, M. Hosoi, S. Lee, and Y. B. Kim, Theory of magnetostriction for multipolar quantum spin ice in pyrochlore materials, *Phys. Rev. Research* **2**, 033015 (2020).
- [59] T. Onimaru and H. Kusunose, Exotic Quadrupolar Phenomena in Non-Kramers Doublet Systems - The Cases of PrT_2Zn_{20} ($T=Ir, Rh$) and PrT_2Al_{20} ($T=V, Ti$), *J. Phys. Soc. Jpn.* **85**, 082002 (2016).
- [60] A. Seth, S. Bhattacharjee, and R. Moessner, Probing emergent QED in quantum spin ice via Raman scattering of phonons: Shallow inelastic scattering and pair production, *Phys. Rev. B* **106**, 054507 (2022).
- [61] C. M. Thompson, J. P. Carlo, R. Flacau, T. Aharen, I. A. Leahy, J. R. Pollicemi, T. J. S. Munsie, T. Medina, G. M. Luke, J. Munevar, S. Cheung, T. Goko, Y. J. Uemura, and J. E. Greedan, Long-range magnetic order in the $5d^2$ double perovskite Ba_2CaOsO_6 : comparison with spin-disordered Ba_2YReO_6 , *J. Phys. Cond. Matt.* **26**, 306003 (2014).
- [62] E. Kermarrec, C. A. Marjerrison, C. M. Thompson, D. D. Maharaj, K. Levin, S. Kroecker, G. E. Granroth, R. Flacau, Z. Yamani, J. E. Greedan, and B. D. Gaulin, Frustrated fcc antiferromagnet Ba_2YO_6 : Structural characterization, magnetic properties, and neutron scattering studies, *Phys. Rev. B* **91**, 075133 (2015).
- [63] C. M. Thompson, C. A. Marjerrison, A. Z. Sharma, C. R. Wiebe, D. D. Maharaj, G. Sala, R. Flacau, A. M. Hallas, Y. Cai, B. D. Gaulin, G. M. Luke, and J. E. Greedan, Frustrated magnetism in the double perovskite La_2LiOsO_6 : A comparison with La_2LiRuO_6 , *Phys. Rev. B* **93**, 014431 (2016).
- [64] C. A. Marjerrison, C. M. Thompson, A. Z. Sharma, A. M. Hallas, M. N. Wilson, T. J. S. Munsie, R. Flacau, C. R. Wiebe, B. D. Gaulin, G. M. Luke, and J. E. Greedan, Magnetic ground states in the three Os^{6+} ($5d^2$) double perovskites Ba_2MO_6 ($M = Mg, Zn, Cd$) from Néel order to its suppression, *Phys. Rev. B* **94**, 134429 (2016).
- [65] E. Garcia, R. Cong, P. C. Forino, A. Tasseti, G. Allodi, P. Tran, P. M. Woodward, C. Franchini, S. Sanna, and V. F. Mitrović, Effects of charge doping on Mott insulator with strong spin-orbit coupling, Ba_2NaOsO_6 (2022), [arXiv:2210.05077](https://arxiv.org/abs/2210.05077) [cond-mat.mes-hall].
- [66] G. Kresse and J. Furthmüller, Efficiency of ab-initio total energy calculations for metals and semiconductors using a plane-wave basis set, *Computational Materials Science* **6**, 15 (1996).
- [67] G. Kresse and J. Furthmüller, Efficient iterative schemes for ab initio total-energy calculations using a plane-wave basis set, *Phys. Rev. B* **54**, 11169 (1996).
- [68] S. V. Streltsov and D. I. Khomskii, Jahn-Teller effect and spin-orbit coupling: Friends or foes?, *Phys. Rev. X* **10**, 031043 (2020).
- [69] C. C. Price and N. B. Perkins, Critical Properties of the Kitaev-Heisenberg Model, *Phys. Rev. Lett.* **109**, 187201 (2012).
- [70] L. Janssen, E. C. Andrade, and M. Vojta, Honeycomb-Lattice Heisenberg-Kitaev Model in a Magnetic Field: Spin Canting, Metamagnetism, and Vortex Crystals, *Phys. Rev. Lett.* **117**, 277202 (2016).
- [71] A. Bhardwaj, S. Zhang, H. Yan, R. Moessner, A. H. Nevidomskyy, and H. J. Changlani, Sleuthing out exotic quantum spin liquidity in the pyrochlore magnet $Ce_2Zr_2O_7$, *npj Quantum Materials* **7**, 51 (2022).
- [72] A. Togo and I. Tanaka, First principles phonon calculations in materials science, *Scripta Materialia* **108**, 1 (2015).

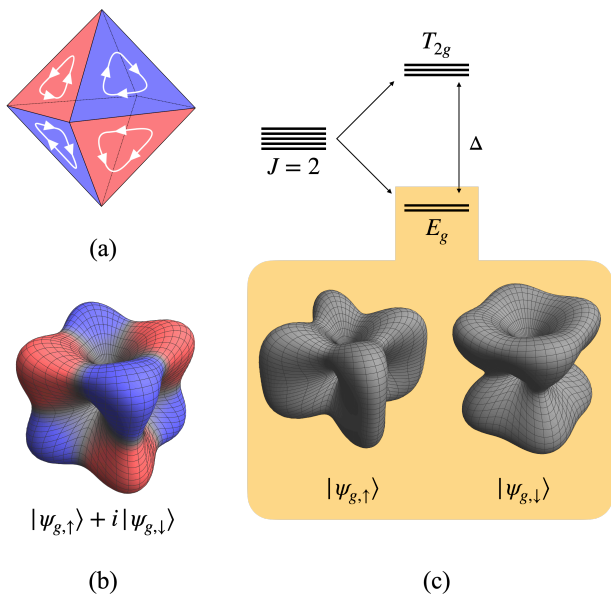


FIG. 1. **Ising octupolar order.** **a.** Schematic view of octupolar order as arising from an alternating pattern of orbital currents around transition metal octahedra. **b.** Octupolar order for t_{2g} orbitals, with shape corresponding to the electron charge density cloud (which preserves cubic symmetry) and colors denoting the magnetization density due to orbital currents. **c.** Microscopic origin of multipole orders in $J=2$ magnets with SOC. The octahedral crystal field weakly splits the $J=2$ levels into a low energy many-body E_g non-Kramers doublet and an excited T_{2g} magnetic triplet. We highlight the charge density in the real eigenfunctions (“orbitals”) $|\psi_{g,\uparrow}\rangle$ and $|\psi_{g,\downarrow}\rangle$ of the E_g levels; see text for details. The octupolar order in **b** is a complex superposition of these real wavefunctions. The time-reversed partner $|\psi_{g,\uparrow}\rangle - i|\psi_{g,\downarrow}\rangle$ (not shown) has reversed loop currents and magnetization densities.

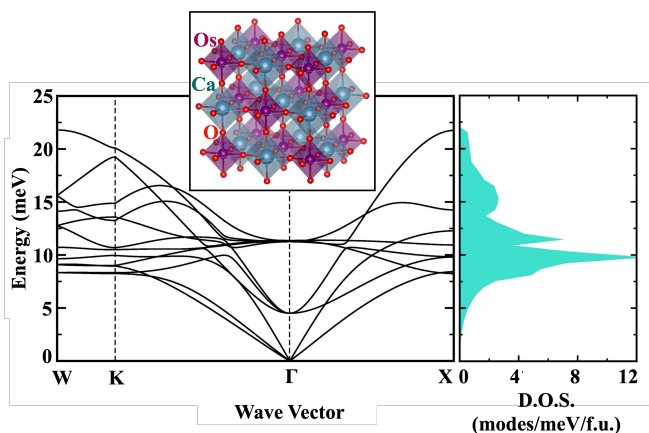


FIG. 2. **Phonon dispersion.** *Ab initio* results for the low energy phonon dispersion of $\text{Ba}_2\text{CaOsO}_6$ shown along high symmetry paths in the BZ of the primitive unit cell. All modes have positive energy reflecting the stability of the cubic $Fm\bar{3}m$ structure. Right panel shows the corresponding phonon density of states (DOS). Inset: Crystal structure of $\text{Ba}_2\text{CaOsO}_6$, with shaded purple and cyan octahedra depicting the checkerboard arrangement of OsO_6 and CaO_6 units, and red balls indicating O atoms.

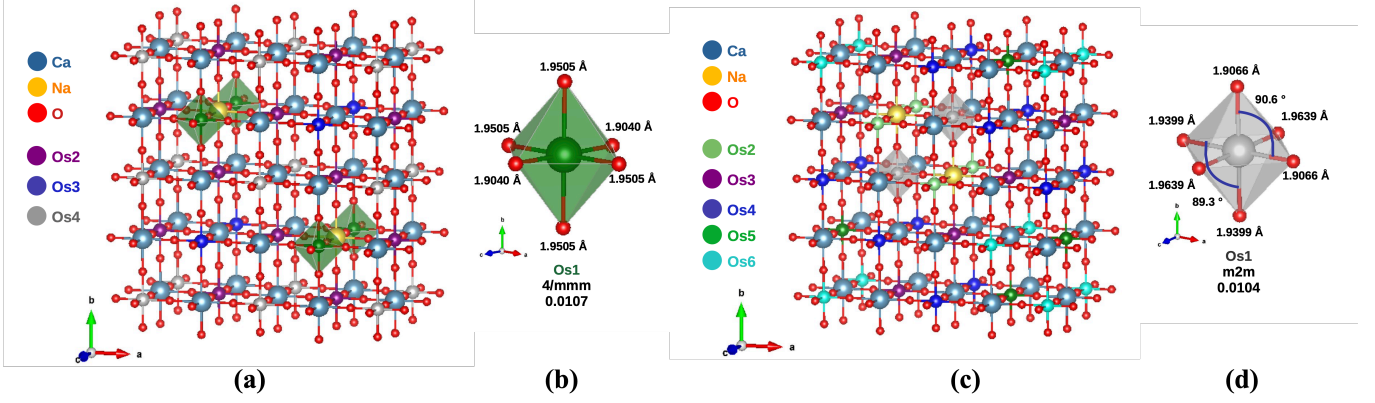


FIG. 3. **Optimized structures showing impurity-induced local strains.** **a.** Optimized $\text{Ba}_2\text{Ca}_{1-\delta}\text{Na}_\delta\text{OsO}_6$ structure in a supercell (with 16 formula units) corresponding to $\delta = 1/8$, having two impurity Na atoms substituting for Ca at farthest sites. Deep cyan, yellow and red colored balls represent Ca, Na and O atoms, respectively. The optimized structure contains four inequivalent Os sites (colored differently). The Os sites exhibiting maximum distortion (Os1) are highlighted using shaded green octahedra. **b.** Detailed view of the maximally distorted Os1O_6 octahedron which have 90° O-Os-O bond angles, but with variations in the bond length, together with the local site-symmetry ($4/m\bar{m}m$), and D parameter ($D = 0.0107$) which measures the degree of octahedral distortion (see text for details). This leads to an effective E_g strain field on the Os1 site. **c.** Same as **a**, but with two Na atoms substituting for nearest pairs of Ca. In this case six different inequivalent Os sites are created and depicted with different colored balls; Os sites exhibiting maximum distortion Os1 are highlighted with grey octahedra. **d.** Same as **b** but shown for maximally distorted Os1 site in near configuration (see text for details). In this case, the site symmetry is lowered to $m2m$, $D = 0.0104$, and O-Os-O bond angles deviate from 90° which leads to an additional T_{2g} strain field on Os1. Similar results are found for $\text{Ba}_2\text{Ca}_{1-\delta}\text{Sr}_\delta\text{OsO}_6$.

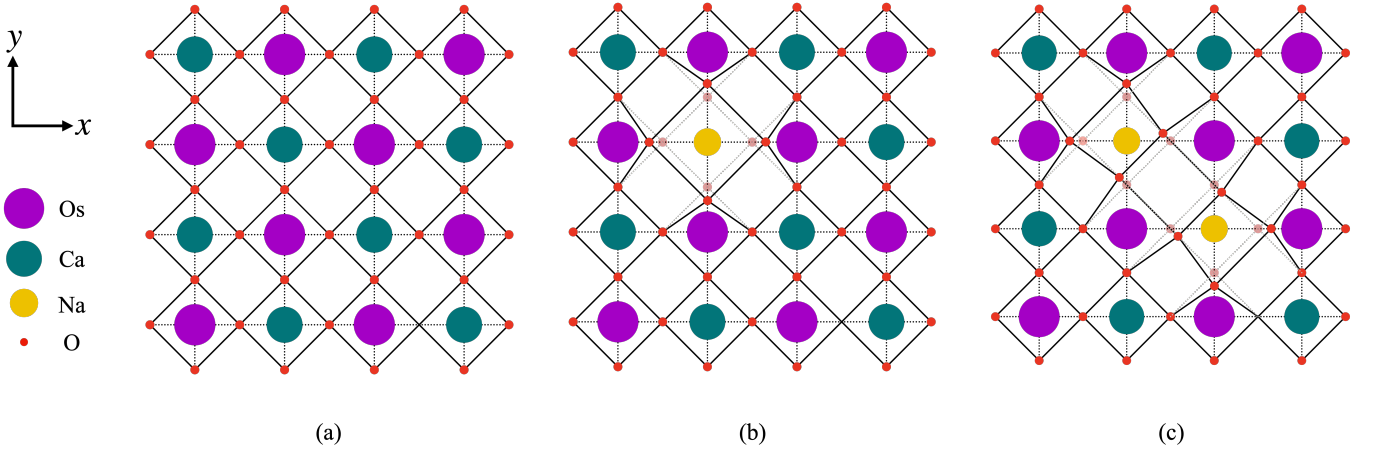


FIG. 4. **Schematic strain field configurations.** Simplified schematic crystal structure in single xy plane of the osmate cubic double perovskites. **a.** Ideal crystal structure in the absence of impurities. **b.** A_{1g} breathing distortion around an isolated impurity (Na^+ or Sr^{2+}) site. The light dashed lines and light red dots mark the original positions of oxygens in the undistorted cubic structure. This leads to an effective E_g octahedral distortion acting on d -orbitals for the six neighboring Os sites as discussed in Supplementary Note 5. (Note that there is an additional pair of Os atoms above and below the impurity, not shown, that are affected in a similar way.) **c.** Modified distortion in the case of a pair of nearby impurities. In this case, the breaking of an additional mirror symmetry (vertical xz or yz plane passing through Os-Na-Os axis) leads to further symmetry lowering. This induces effective T_{2g} strain fields on d -orbitals on the six neighboring osmiums (see Supplementary Note 5).

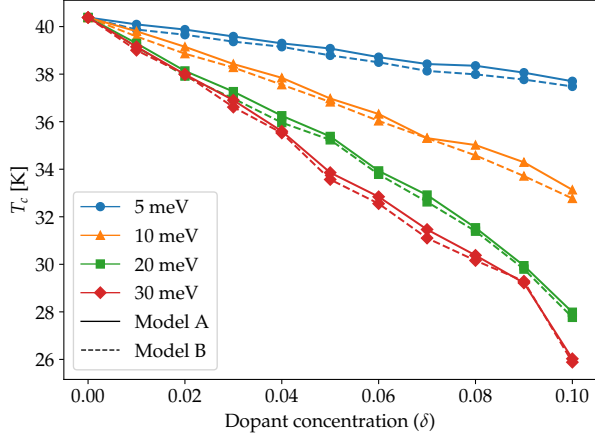


FIG. 5. **Impurity induced T_c suppression.** Evolution of the ferro-octupolar T_c with increasing impurity concentration (at the Ca^{2+} site) for different values of the distortion-induced quadrupolar field h induced on neighboring Os^{6+} sites. We show results for both model A (solid line) and model B (dashed line) with exchange parameters listed in Table I.

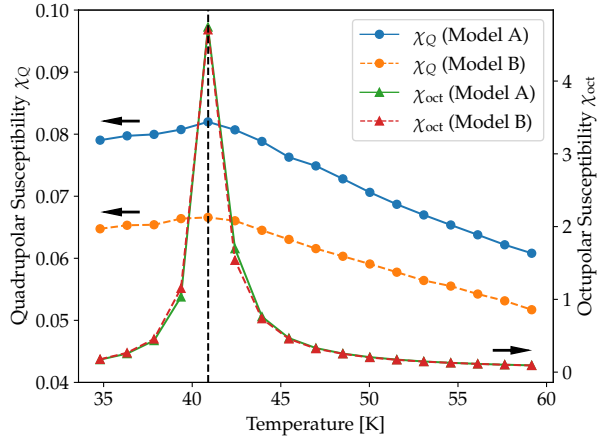


FIG. 6. **Octupolar and quadrupolar susceptibilities.** MC results in the clean case for (i) the octupolar $\chi_{\text{Oct}}(T)$ susceptibility which exhibits a divergence at the ferro-octupolar T_c , and (ii) the uniform quadrupolar $\chi_Q(T)$ susceptibility which has a Curie-Weiss form at high temperature but gets cut off at T_c and drops as we further cool into the ferro-octupolar symmetry broken phase. Results are shown for both model exchange parameters from Table I.

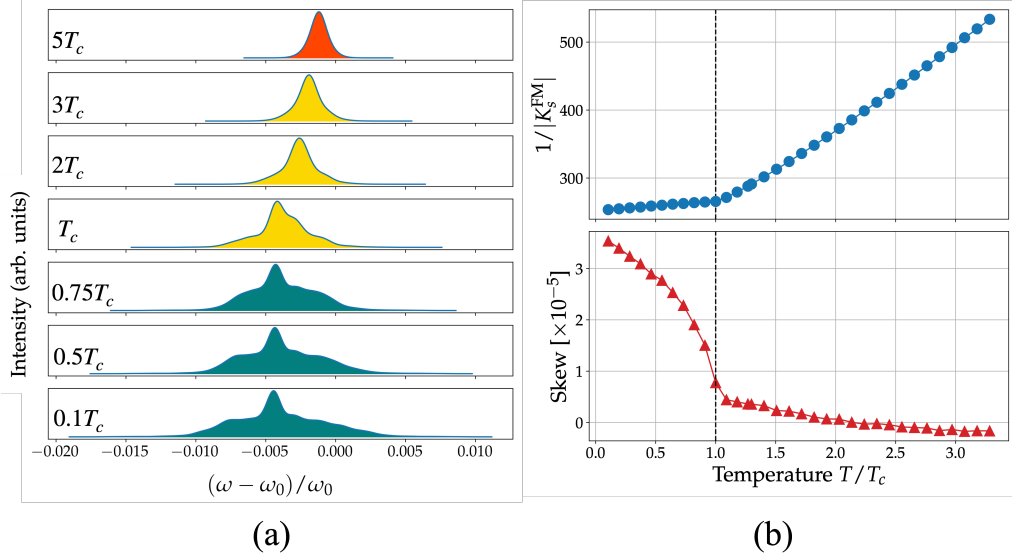


FIG. 7. **Temperature dependent NMR spectra.** **a.** Computed ^{23}Na NMR spectra over a wide temperature range. At high temperature (red: $T = 5T_c$), there is a narrow peak due to motional narrowing as we sample many fluctuating Os moment configurations. The shift of this peak upon cooling reflects the growth of quadrupolar susceptibility, while its broadening and asymmetry arises from moments getting locally pinned at low symmetry sites (yellow: $T = 3T_c, 2T_c, T_c$). The additional extremely large broadening below T_c (blue: $T = 0.75T_c, 0.5T_c, 0.1T_c$) reflects the formation of inhomogeneous parasitic dipole moments from the interplay of strain and octupolar order. **b.** Top: Inverse Knight shift obtained from the first moment $\langle\omega\rangle$ of the theoretical NMR spectrum as $1/K_s^{\text{FM}} = \omega_0 / (\langle\omega\rangle - \omega_0)$. Bottom: Skew of the NMR spectrum showing the growth of spectral asymmetry upon cooling, with a singular increase below T_c which arises due to coupling of the ^{23}Na octupole to the ordered Os ferro-octupolar moment $\langle\tau_y\rangle$.

Exchange (meV)	K_o	K_1	K_2	$T_c(\text{K})$
Model A	-1.0	0.1	0.05	40
Model B	-1.0	0.4	0.2	40
Model C	-2.98	1.48	-0.61	115
Model D	-1.91	0.16	0.42	78

TABLE I. **Exchange model parameters.** Models for the multipolar exchange couplings on the ideal fcc lattice, with a ferro-octupolar exchange K_o and quadrupolar exchanges K_1, K_2 . Models A and B are from microscopic tight-binding models studied in ref. [36]. The exchange couplings for Model C [34] and Model D (this work, see Supplementary Note 4) are derived using two different DFT-based methods; the T_c for these two models is much larger than experimental observations which may reflect a combination of stronger quantum fluctuations (due to larger quadrupolar exchanges) and possible limitations of DFT in accurately extracting small ~ 1 meV exchange scales.