

Confinement-deconfinement transition in $SU(3)$ -Higgs theory

Sanatan Digoal,^{1,2,*} Vinod Mamale,^{1,2,†} and Sabiar Shaikh^{1,2,3,‡}

¹*The Institute of Mathematical Sciences, Chennai 600113, India*

²*Homi Bhabha National Institute, Training School Complex,
Anushakti Nagar, Mumbai 400094, India*

³*School of Physical Sciences, National Institute of
Science Education and Research, Jatni 752050, India*

Abstract

We study lattice cutoff effects on the confinement-deconfinement transition and the Z_3 symmetry in $SU(3)$ -Higgs theory in $3 + 1$ dimensions. The Higgs in this study is a complex triplet with vanishing bare mass and quartic coupling. The lattice cutoff is regulated by varying the number of temporal lattice sites, N_τ . Our results show that the nature of the confinement-deconfinement transition depends on N_τ . For $N_\tau = 2$ the transition is found to be the end point of a first-order transition and is first order for $N_\tau \geq 3$. The distributions of the Polyakov loop and other observables, sensitive to the Z_3 symmetry, show that the strength of Z_3 explicit breaking decreases with N_τ . Up to $T \simeq 2T_c$, the free energy difference between Z_3 states decreases with N_τ , suggesting the realization of Z_3 symmetry in the continuum limit.

* digoal@imsc.res.in

† mvinod@imsc.res.in

‡ sabiarshaikh@imsc.res.in

I. INTRODUCTION

Studies of the confinement-deconfinement (CD) transition in quantum chromodynamics, electroweak theory, etc., are key to understanding matter at extreme temperatures. These studies are also important for the phase diagram of these theories. It is well known that the transition, from a confined to a deconfined phase, is primarily driven by the non-Abelian gauge fields. Its nature depends on the gauge group $SU(N)$, couplings, and masses of the matter fields in the theory [1–4]. In the pure gauge limit, the confined and deconfined phases are characterized by the free energy of an isolated static charge. At low temperatures, the free energy diverges, which leads to confinement. In the string model of confinement, color singlet pairs of static charges are connected by a string of nonzero tension. This is backed by the first principle lattice gauge theory calculations that show the free energy of the pairs rising linearly with separation (r) between them [5–7]. Thermal fluctuations at high temperatures melt the string, which leads to the liberation of the static charges and the onset of deconfinement [8]. In the Euclidean formulation of thermodynamics, the free energy of a static charge in units of temperature is given by the negative logarithm of the Polyakov loop thermal average [5, 6, 9–11]. As this average vanishes in the confined phase and acquires a nonzero value in the deconfined phase, it acts as an order parameter for the CD transition [11–14]. Furthermore, the Polyakov loop transforms like a Z_N spin under gauge transformations, that are twisted along the temporal direction by Z_N phases [10, 13, 15]. Since the Polyakov loop acquires a nonzero average in the deconfined phase, the Z_N symmetry is spontaneously broken, which subsequently leads to N degenerate Z_N states [14–17].

In the presence of dynamical matter fields in the fundamental representation, the string connecting the static singlet pair breaks due to excitations of dynamical charges. The matter fields, after a twisted/ Z_N gauge transformation, do not satisfy necessary temporal boundary conditions [18–22]. Thus, the transformed matter fields cannot be part of the path integral of the partition function. Nevertheless, two gauge field configurations belonging to different Z_N sectors of the Polyakov loop contribute to the partition function. It is clear that the two contributions will not be the same, as only the gauge fields can be rotated by Z_N gauge transformations. This suggests that the Z_N symmetry is explicitly broken. But determining the strength or the extent of the explicit breaking requires integrating out the matter fields. Note that this situation is different from the explicit breaking in spin models due to the

external field, which is not a dynamical field but a constant parameter.

Studies of spin systems show that, with the increase in strength of the explicit breaking, phase transitions soften. A strong first-order phase transition turns into a crossover for large enough explicit breaking. So, it is expected that Z_N explicit breaking will cause softening of the CD transition [9, 20, 23–26]. Also, the Polyakov loop average is expected to be nonzero even in the confined phase. There are many studies on the effect of dynamical matter fields on the Z_N symmetry [18–20, 27–31]. In lattice gauge theories in the strong coupling limit, mean-field calculations show that a decrease in quark masses increases the explicit breaking [20, 32]. Perturbative loop calculations also find that, with a decrease in the mass of dynamical fields, the explicit breaking increases [18, 32–34]. Furthermore, the free energy difference between the different Z_N states increases with temperature.

The Z_N breaking due to dynamical matter fields near the CD transition is studied mostly in nonperturbative lattice simulations. Early lattice studies of the CD transition in $SU(2)$ with dynamical quarks showed a sharp crossover [35]. In $SU(3)$ gauge theory with dynamical quarks, a decrease in quark masses leads to an increase in explicit breaking in the heavy-quark region [4]. For small enough masses, the explicit breaking is so large that the CD transition becomes a crossover. In $SU(2)$ -Higgs theory [36], the CD transition was found to be sharper for a smaller cutoff. Recent studies of Z_2 symmetry in $SU(2)$ -Higgs theory show that the explicit breaking decreases drastically in the Higgs symmetric side of the phase diagram [21]. This suggests that the Higgs condensate could be playing the role of the symmetry-breaking field. In these studies, the lattices used had only a few temporal lattice sites ($N_\tau \leq 4$). A detailed study of cutoff effects was done for vanishing bare Higgs mass (m_H) and quartic coupling (λ) in Ref. [21]. It was observed that the CD transition becomes sharper with a smaller lattice cutoff, i.e., a larger N_τ . Furthermore, finite-size scaling was observed near the critical point, for $N_\tau \geq 8$. The distributions of the Polyakov loop near the transition region exhibited Z_2 symmetry, within statistical errors, suggesting vanishingly small explicit breaking in the continuum limit, i.e., for $N_\tau \rightarrow \infty$ [21]. Note that strong coupling, as well as perturbative calculations, suggested maximal explicit Z_2 breaking for $m_H = 0$ and $\lambda = 0$. We mention here that Z_N symmetry has been observed in one-dimensional gauged Higgs chains in the continuum limit [37]. One-dimensional Z_2 -Higgs theory also exhibits the Z_2 symmetry in the thermodynamic limit [38].

It is important to explore the Z_N symmetry in the continuum limit for higher N . In

the present work, we extend the previous work [21] to $SU(3)$ -Higgs theory. We consider a simple mass term in the Higgs potential, ignoring the quartic or higher order interactions. This ensures that the system is in the Higgs symmetric phase in the vicinity of the CD transition, where we intend to study the Z_3 explicit symmetry breaking. The higher-order interaction terms in the Higgs potential, such as the quartic interaction term ($\lambda\Phi^4$), have been used to study the explicit breaking of Z_2 symmetry on the phase diagram of $SU(2)$ -Higgs theory. This study found that the explicit breaking of Z_2 symmetry is large in the Higgs broken phase and gradually decreases on approach toward the Higgs transition point on the phase diagram. The explicit breaking is found to be vanishingly small in the Higgs symmetric part of the phase diagram, in the continuum limit. We plan to work on the explicit breaking of Z_3 on the phase diagram of $SU(3)$ -Higgs theory in the future. The perturbative one-loop calculations, for $\lambda = 0$, find that the explicit breaking is maximal for vanishing bare Higgs mass and monotonically decreasing to a vanishingly small value in the quenched limit. Lattice results for a given cutoff, in the nonperturbative regime, also show that the explicit breaking decreases with m_H ; thus, we consider the case of maximum possible explicit breaking, i.e., $m_H = 0$, in the present study. As in the case of $SU(2)$ -Higgs, the CD transition is found to depend on the lattice cutoff. The distributions of the Polyakov loop show that the strength of explicit breaking decreases with N_τ . With the decrease in explicit breaking, the CD transition becomes stronger. The CD transition is found to be an end point of a first-order phase transition for $N_\tau = 2$ and is a first-order transition for $N_\tau \geq 3$. We also compare physical observables between the different Z_3 states in the deconfined phase up to $T \simeq 2T_c$, which suggests that the free energy difference between them is vanishingly small in the continuum limit.

This paper is organized as follows. In Sec. II, we discuss the Z_N symmetry in the presence of fundamental Higgs fields. This is followed by numerical simulations of CD transition and the Z_3 symmetry in pure $SU(3)$ gauge theory and in $SU(3)$ -Higgs theory in Sec. III. In Sec. IV, discussions and conclusions are presented.

II. Z_N SYMMETRY IN THE PRESENCE OF FUNDAMENTAL HIGGS FIELDS

The path-integral form of the partition function, \mathcal{Z} , for pure $SU(N)$ gauge theory at finite temperature is given by

$$\mathcal{Z} = \int [DA_\mu] e^{-S_E[A_\mu]}. \quad (1)$$

$A_\mu = T^a A_\mu^a$, where T^a , $a = 1, 2, \dots, N^2 - 1$, are generators of $SU(N)$. In terms of the gauge fields A_μ^a , the non-Abelian field strengths $F_{\mu\nu}^a$ are written as $F_{\mu\nu}^a = \partial_\mu A_\nu^a - \partial_\nu A_\mu^a + ig f^{abc} A_\mu^b A_\nu^c$. The Euclidean action $S_E[A]$ is given by

$$S_E[A] = \int_V d^3x \int_0^\beta d\tau \left[\frac{1}{2} \text{Tr}[F_{\mu\nu}(\vec{x}, \tau) F_{\mu\nu}(\vec{x}, \tau)] \right]. \quad (2)$$

Here, β is the inverse of temperature, i.e., $\beta = 1/T$. The integration in Eq. (1) is carried out over gauge fields that are periodic along the temporal direction, i.e., $A_\mu(\vec{x}, \tau = 0) = A_\mu(\vec{x}, \tau = \beta)$. The action Eq. (2) is invariant under the following gauge transformation of gauge fields:

$$A_\mu(\vec{x}, \tau) \rightarrow V(\vec{x}, \tau) A_\mu(\vec{x}, \tau) V^{-1}(\vec{x}, \tau) - \frac{i}{g} V(\vec{x}, \tau) \partial_\mu V^{-1}(\vec{x}, \tau) \quad (3)$$

where $V(\vec{x}, \tau) \in SU(N)$. The periodicity of the gauge transformed fields is preserved, even if $V(\vec{x}, \tau)$ is not periodic in τ but satisfies

$$V(\vec{x}, \tau = 0) = z V(\vec{x}, \tau = \beta), \quad \text{with } z \in Z_N \subset SU(N). \quad (4)$$

Here, $z = \mathbb{1} \exp(\frac{2\pi i n}{N})$ with $n = 0, 1, 2, \dots, N - 1$. The term Z_N symmetry refers to the fact that all allowed gauge transformations of the Euclidean gauge action are classified by center Z_N of the gauge group $SU(N)$. Under these gauge transformations, the Polyakov loop

$$L(\vec{x}) = \frac{1}{N} \text{Tr} \left[P \left\{ \exp \left(-ig \int_0^\beta A_0(\vec{x}, \tau) d\tau \right) \right\} \right] \quad (5)$$

transforms as $L \rightarrow zL$. This transformation of the Polyakov loop is similar to that of magnetization under Z_2 transformation in the Ising model [13, 15]. As mentioned previously, the thermal average of the Polyakov loop vanishes in the confined phase. In the deconfined

phase, the Polyakov loop acquires a nonzero thermal average value, which leads to the spontaneous breaking of the Z_N symmetry. As a result, there are N degenerate states in the deconfined phase characterized by the elements of Z_N .

In the presence of the Higgs field Φ in the fundamental representation, the Euclidean $SU(N)$ -Higgs action is given by

$$S_E[A, \Phi] = S_E[A] + \int_V d^3x \int_0^\beta d\tau \left[\frac{1}{2} (D_\mu \Phi)^\dagger (D_\mu \Phi) + \frac{m_H^2}{2} \Phi^\dagger \Phi + \frac{\lambda}{4!} (\Phi^\dagger \Phi)^2 \right] \quad (6)$$

Here, the covariant derivative $D_\mu \Phi = \partial_\mu \Phi + igA_\mu \Phi$. m_H and λ are the mass and quartic coupling of the Higgs field, respectively. The total partition function of this theory at finite temperature is given by

$$Z = \int [DA][D\Phi] e^{-S_E[A, \Phi]}. \quad (7)$$

Φ satisfies periodic boundary condition in the temporal direction, i.e.,

$$\Phi(\vec{x}, 0) = \Phi(\vec{x}, \beta). \quad (8)$$

Under the $SU(N)$ gauge transformation, the Φ field transforms as

$$\Phi(\vec{x}, \tau) \rightarrow \Phi'(\vec{x}, \tau) = V(\vec{x}, \tau) \Phi(\vec{x}, \tau). \quad (9)$$

A twisted Z_N gauge transformation, with $V(\vec{x}, \tau = 0) = zV(\vec{x}, \tau = \beta)$ and $z \neq \mathbb{1}$, would lead to Φ' with

$$\Phi'(\vec{x}, 0) = z\Phi'(\vec{x}, \beta). \quad (10)$$

As Φ' is not periodic, it cannot be part of the path integral of the partition function. Therefore, gauge transformations for which $z \neq \mathbb{1}$ are not a symmetry of the action [Eq. (6)]. But gauge fields that are related by gauge transformations [Eq. (4)] can both contribute to the partition function. These contributions will not be equal, as the twisted gauge transformations cannot act on the Higgs. One can show that the difference is due to only one term in Eq. (6), i.e.,

$$\int_V d^3x \int_0^\beta d\tau \left[\frac{1}{2} (D_0 \Phi)^\dagger (D_0 \Phi) \right], \quad (11)$$

involving a temporal covariant derivative. Note that gauge transformations [Eq. (4)] can be written as

$$V(\mathbf{x}, \tau) = V_a(\tau)V_p(\mathbf{x}, \tau), \quad V_a(\tau = 0) = zV_a(\tau = \beta), \quad V_p(\tau = 0) = V_p(\tau = \beta). \quad (12)$$

To see the effect of Z_N gauge transformations, one needs to consider only $V_a(\tau)$. Suppose

$$V_a(\tau = 0) = \mathbb{1} \quad \text{and} \quad z = \mathbb{1}e^{(2\pi iq/N)}, \quad (13)$$

with $q = 0, 1, \dots, N - 1$. This transformation is gauge equivalent to $V_a(\tau) = \exp[i\alpha(\tau)]$, with $\alpha(\tau) = 0$ for $\tau < \beta$ and $\alpha(\beta) = 2\pi q/N$. This will affect only the terms in which temporal gauge fields are involved, i.e., $|D_0\Phi|^2$. So, at the leading order, the explicit breaking of Z_N arises due to temporal gradient terms.

To compute the strength of Z_N explicit breaking, the Higgs field must be integrated out. It is possible to achieve this in simplified models, e.g., one-dimensional gauged Higgs chain with $\lambda = 0$. In this case, the explicit breaking becomes vanishingly small in the continuum limit [37]. In the Higgs symmetric phase of Z_2 -Higgs theory, the entropy contribution to the partition function is Z_2 invariant for large N_τ . As the entropy dominates the Boltzmann factor in the thermodynamic limit, the Z_2 symmetry is realized [38]. For a 3 + 1 dimensional model, it is not possible to integrate out the Higgs field exactly. In this work, we consider simulating the partition function [Eq. (1)] using Monte Carlo techniques. In the following, we describe our simulations of the partition function and results.

III. MONTE CARLO SIMULATIONS OF $SU(3)$ -HIGGS THEORY

To carry out the Monte Carlo (MC) simulation, the 3 + 1 dimensional Euclidean space $L^3 \times \beta$ is discretized as a lattice with $N_s^3 \times N_\tau$ points. In terms of the lattice constant a , $N_s = (L/a)$ and $N_\tau = (\beta/a)$. The lattice sites are denoted by $n = (n_1, n_2, n_3, n_4)$ with $1 \leq n_1, n_2, n_3 \leq N_s$ and $1 \leq n_4 \leq N_\tau$. The Higgs field Φ_n lives at the site n , and the gauge link $U_{n,\mu} = e^{igaA_\mu(n)}$ is between the sites n and $n + \hat{\mu}$. The discretized lattice action for $\lambda = 0$

and $m_H = 0$ takes the following form [21, 39]:

$$S = \beta_g \sum_P \text{Tr} \left(1 - \frac{U_P + U_P^\dagger}{2} \right) - \kappa \sum_{n,\mu} \text{Re} \left(\Phi_{n+\mu}^\dagger U_{n,\mu} \Phi_n \right) + \frac{1}{2} \sum_n (\Phi_n^\dagger \Phi_n), \quad (14)$$

where the hopping parameter $\kappa = 1/8$. $\beta_g = \frac{2N}{g^2}$, where g is the gauge coupling constant. The plaquette U_P is the path-ordered product of links $U_{n,\mu}$ along an elementary square, i.e.,

$$U_P = U_{n,\mu} U_{n+\mu,\nu} U_{n+\nu,\mu}^\dagger U_{n,\nu}^\dagger. \quad (15)$$

In the action Eq. (14), the second term corresponds to the gauge-Higgs interaction. The average of the Polyakov loop (L) is given by

$$L = \frac{1}{N_s^3} \sum_{\vec{n}} L(\vec{n}), \quad L(\vec{n}) = \frac{1}{N} \text{Tr} \prod_{n_4=1}^{N_\tau} U_{(\vec{n},n_4),4}. \quad (16)$$

Here, $\vec{n} \equiv n_1, n_2, n_3$ are the spatial and n_4 is the temporal coordinates.

In the Monte Carlo simulations, an initial configuration of $\{U_{n,\mu}, \Phi_n\}$ is updated according to the probability distribution, $\text{Exp}(-S)$. To update a given link $U_{n,\mu}$, the rest of the fields coupled to it are treated as a heat bath. A new choice for the link is generated using the standard heat-bath method [40, 41]. In the case of components of Φ_n , the new values are obtained from a Gaussian distribution, whose peak is determined by κ and nearest-neighbor fields. This procedure is repeated sequentially for all the links and site variables, which we call a sweep. Since a new configuration is generated from an old one, the two are correlated. Based on the autocorrelation of the Polyakov loop, many sweeps are carried out before a configuration is considered for calculating physical observables. The observables computed are the average of the magnitude of the Polyakov loop ($|L|$) and distributions $H(|L|), H(\text{Arg}(L))$, the gauge-Higgs interaction term, $S_K = \text{Re} \sum_{n,\mu} (\Phi_{n+\mu}^\dagger U_{n,\mu} \Phi_n)$, and the plaquette ($S_g = \sum_p U_p$). The simulations were carried out for several values of $N_\tau = 2, 3, 4, 8$, to study the N_τ dependence. We set $N_s \geq 4N_\tau$ for all the simulations. Pure $SU(3)$ simulations were carried out to observe the effects of the Higgs field. In the following, we present our results.

A. The CD transition vs N_τ

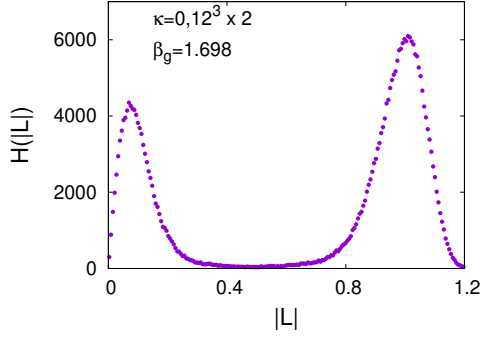


FIG. 1. $H(|L|)$ for $N_\tau = 2$ at $\beta_g = 1.698$ and $\kappa = 0$.

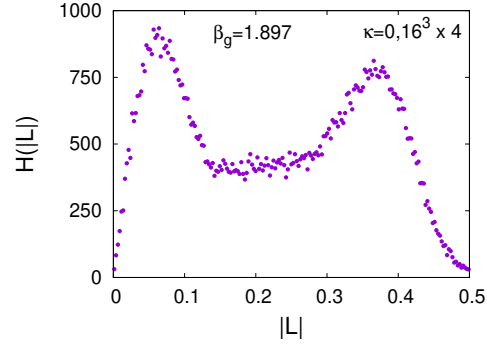


FIG. 2. $H(|L|)$ for $N_\tau = 4$ at $\beta_g = 1.897$ and $\kappa = 0$.

It is well established that, in pure $SU(3)$ gauge theory, the nature of the CD transition is first order [2–4, 16, 17, 42–46]. For pure $SU(3)$, in Fig. 1 we show $H(|L|)$ for $N_\tau = 2$ at $\beta_g = 1.698$. In Fig. 2, the same is plotted for $N_\tau = 4$ at $\beta_g = 1.897$. Since the transition is first order, for β_g values near the transition point, the histogram shows two peaks. The peak corresponding to the smaller (higher) value of $|L|$ corresponds to the confined (deconfined) phase. In Figs. 3 and 4, the Polyakov loop average (L) vs β_g is plotted for $N_\tau = 2$ and $N_\tau = 4$, respectively. There is a range in β_g for which there are two values of $|L|$ for a given β_g . These two points do not correspond to the partition function average of the Polyakov loop but represent the locations of the peak positions of $H(|L|)$. The peak location which is closer to zero corresponds to the confined state and the other to the deconfined state. Note that the positions of the two peaks do not change with the initial condition or configuration and the number of statistics. On the other hand, the partition function average of the Polyakov loop depends on the number of statistics as the system tunnels between the confined and deconfined states and vice versa. As in previous studies [43–45], the transition region shifts to higher values with N_τ . In the presence of Higgs with $\kappa = 1/8$ (Fig. 5) show $|L|$ vs β_g for $N_\tau = 2$. The spatial sizes considered are $N_s = 12, 20, 30, 40$. $|L|$ is continuous in β_g for all spatial sizes, but the variation of $|L|$ near the transition point is sharper for larger spatial sizes, clearly showing finite-size effects. Furthermore, the value of $|L|$ at the transition point is nonzero and nearly independent of N_s , which suggests that this CD transition may be an end point of a first-order transition. Such end points have been studied both in condensed matter as well as in high-energy physics models [47–51]. Conventionally, energy (E-like) and

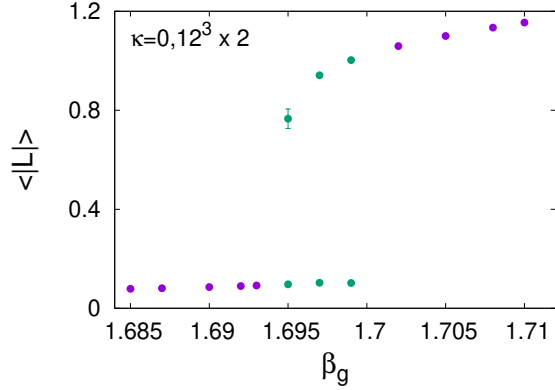


FIG. 3. $\langle |L| \rangle$ vs β_g for $N_\tau = 2$.

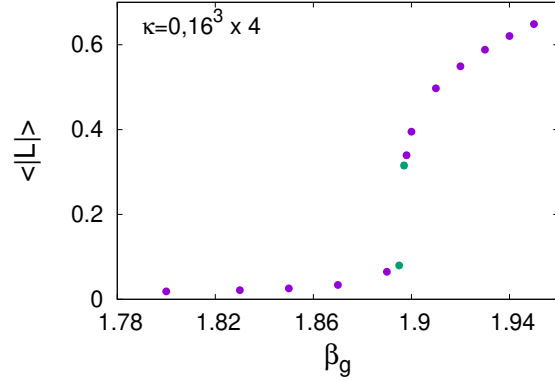


FIG. 4. $\langle |L| \rangle$ vs β_g for $N_\tau = 4$.

magnetization (M-like) observables are crucial to analyze the nature of a second-order phase transition. The E-like and M-like observables are expected to be uncorrelated. Following the methods employed in Ref. [47], we consider orthogonal linear combinations of the gauge action (S_g) and the Polyakov loop $|L|$ to obtain the E-like and M-like observables. In Fig. 6, we have plotted the distribution of S_g vs L . The distribution clearly shows that S_g and $|L|$ are correlated. But the distribution of E-like and M-like, in Fig. 7, clearly shows that the partition function average of their correlation is vanishingly small. More importantly, the shape of this distribution strongly resembles the corresponding distribution in the case of the 3D Ising model. This suggests that the nature of CD transition for $N_\tau = 2$ is likely the end point of a first-order phase transition. We also did the same analysis by substituting S_g with the total action. The distributions of the resulting E-like and M-like observables are shown in Fig. 8.

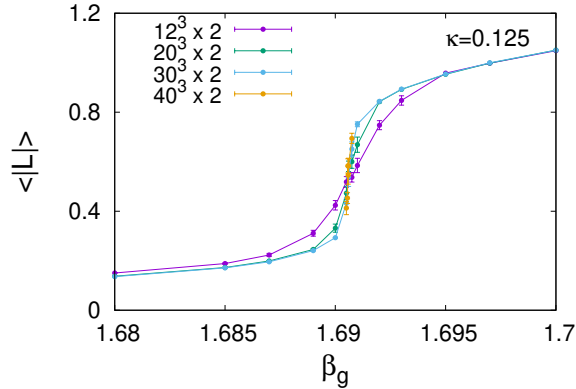


FIG. 5. Polyakov loop vs β_g for $\kappa = 0.125$.

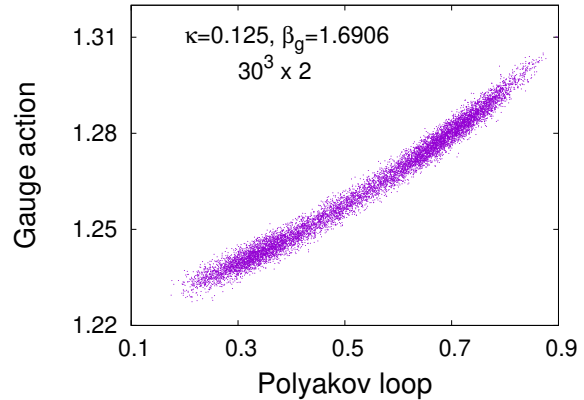


FIG. 6. S_g vs Polyakov loop at $\kappa = 0.125$.

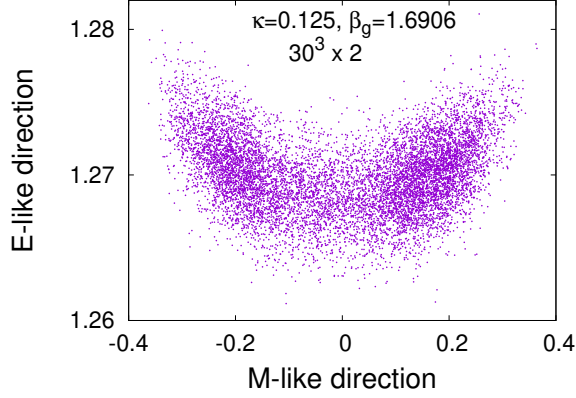


FIG. 7. Gauge action vs Polyakov loop for $\kappa = 0.125$.

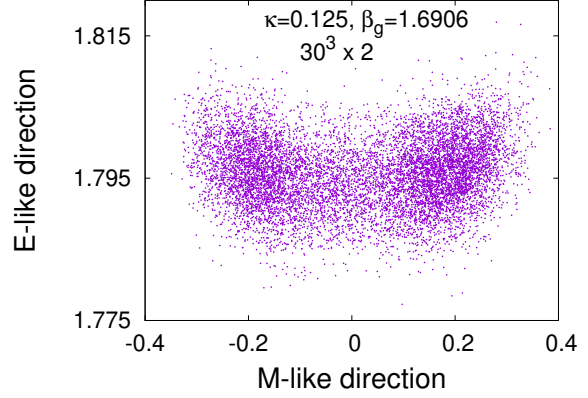


FIG. 8. Total action vs Polyakov loop for $\kappa = 0.125$.

To be more precise about the nature of the transition, the Binder cumulant (U_M) and the susceptibility (χ_M) corresponding to the M-like observables are calculated near the critical point for different spatial lattice sizes. The value of the Binder cumulant near the critical point is within 0.44–0.48 for different N_s as shown in Fig. 9; whereas for the 3D Ising universality class it is around 0.47 [21, 22]. The critical exponent “ γ/ν ” determined from the susceptibility of M-like observables (χ_M) is shown in Fig. 10 for $N_s = 12, 20, 30, 40$. The dotted line in Fig. 10 corresponds to the fitted function giving the value of $\gamma/\nu \sim 1.973$. For 3D Ising universality class, the critical exponent $\gamma/\nu \sim 1.968$ [21, 47, 52]. So the observed U_M and the critical indices are suggestive that it is an end point of a first-order phase transition.

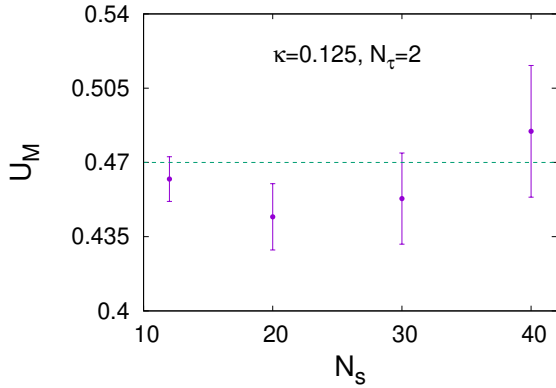


FIG. 9. Binder cumulant vs spatial size ($N_s = 12, 20, 30, 40$).

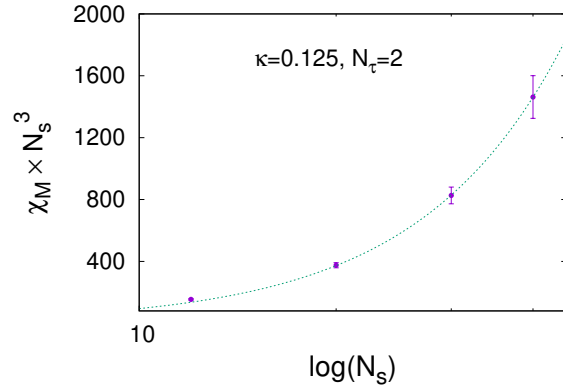


FIG. 10. Susceptibility vs spatial size ($N_s = 12, 20, 30, 40$).

Figures 11 and 12 show $H(|L|)$ for $N_\tau = 3$ and $N_\tau = 4$, at $\beta_g = 1.854$ and $\beta_g = 1.904$,

respectively. $N_s = 4N_\tau$. The results for $|L|$ vs β_g are shown in Figs. 13 and 14 for $N_\tau = 3$ and 4, respectively. These results suggest that the CD transition is first order. The finite-size scaling analysis for $N_\tau > 2$ shows that the results are independent of lattice sizes. The

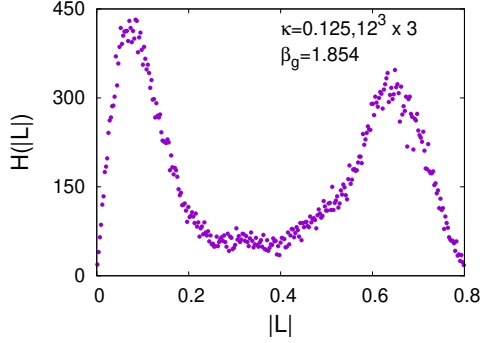


FIG. 11. $H(|L|)$ for $N_\tau = 3$ at $\beta_g = 1.854$ and $\kappa = 0.125$.

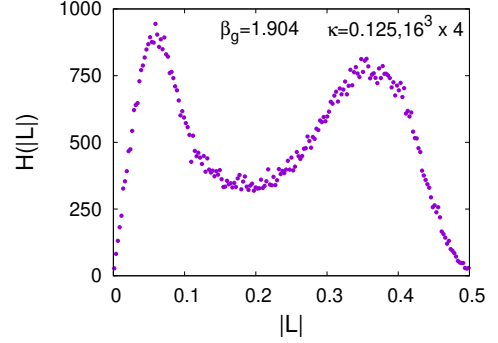


FIG. 12. $H(|L|)$ for $N_\tau = 4$ at $\beta_g = 1.904$ and $\kappa = 0.125$.

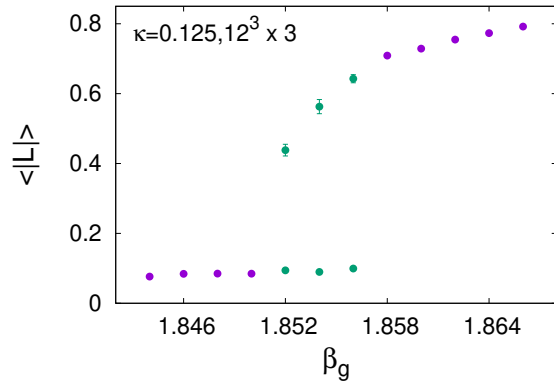


FIG. 13. $\langle |L| \rangle$ vs β_g for $N_\tau = 3$.

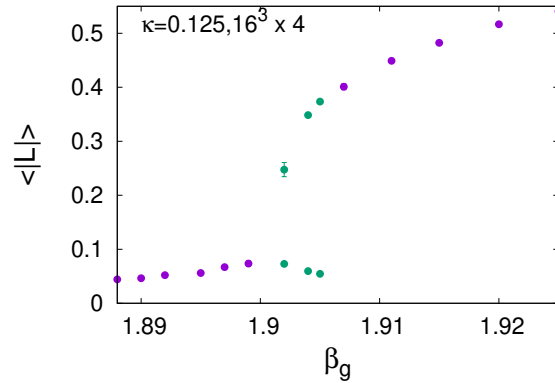


FIG. 14. $\langle |L| \rangle$ vs β_g for $N_\tau = 4$.

results from $N_\tau = 2$ to $N_\tau = 4$ show that the nature of CD transition changes with N_τ . For higher N_τ the CD transition continues to be first order. Since higher N_τ corresponds to a smaller cutoff, these results suggest that the CD transition will be first order in the continuum limit.

B. Z_3 symmetry vs N_τ

In this section, we present observables which are sensitive to the Z_3 symmetry, i.e., the distribution of the Polyakov loop in the complex plane, the average of the gauge-Higgs interaction S_K , and the gauge action S_g . When there is Z_3 symmetry, the distribution should be invariant, when the transformation $L \rightarrow zL$ is made. Furthermore, in the deconfined phase, the difference of S_K between different Z_3 states should vanish. Here, Z_3 states refer to states for which the Polyakov loop phase (θ) is $0, 2\pi/3$, or $4\pi/3$.

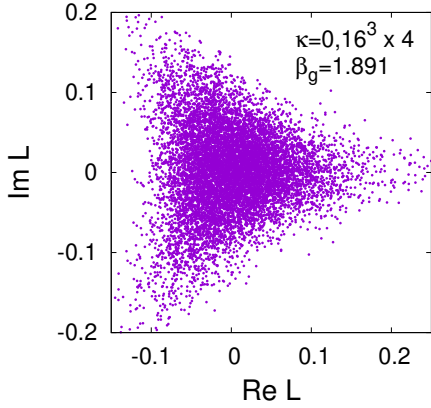


FIG. 15. Distribution of L in the confined phase for $N_\tau = 4$.

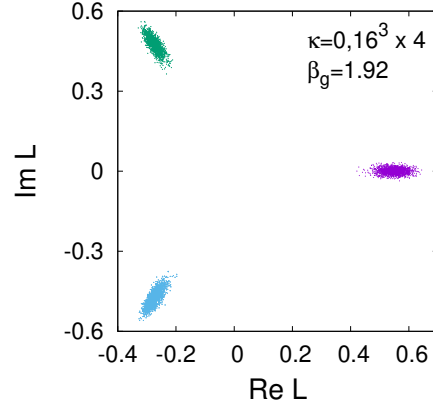


FIG. 16. Distribution of L in the deconfined phase for $N_\tau = 4$.

The distributions of L for pure $SU(3)$ are shown in Figs. 15 and 16 at $\beta_g = 1.891$ and $\beta_g = 1.92$, respectively. The distribution in Fig. 15 corresponds to the confined phase and in Fig. 16 corresponds to the deconfined phase. There is Z_3 symmetry in both these distributions. In the deconfined phase, $\beta_g > \beta_{gc}$, the symmetry is spontaneously broken, which leads to Z_3 states. The three patches in Fig. 16 correspond to the three Z_3 states. Note that all three states, for β_g away from β_{gc} , cannot be sampled in a single MC run, as the tunnelling rate between them is very small. To sample different Z_3 states, we consider MC runs with different initial conditions. Though the Polyakov loop values differ, they have the same free energy. In the presence of Higgs, in Fig. 17, the distribution $H(\theta)$ vs θ is plotted at $\beta_g = 1.691$ for $N_\tau = 2$. $H(\theta)$ vs θ has only one peak at $\theta = 0$. The Z_3 symmetry is clearly broken, as there are no peaks corresponding to $\theta = 2\pi/3, 4\pi/3$. For $N_\tau = 2$, the distribution of L exhibits Z_3 symmetry in both the confined and deconfined phases. In the presence of Higgs, for $N_\tau = 2$, even though there is explicit breaking, the $\theta = 2\pi/3, 4\pi/3$ states develop deep in the deconfinement phase. For $N_\tau = 4$, Fig. 18 shows $H(\theta)$ close to

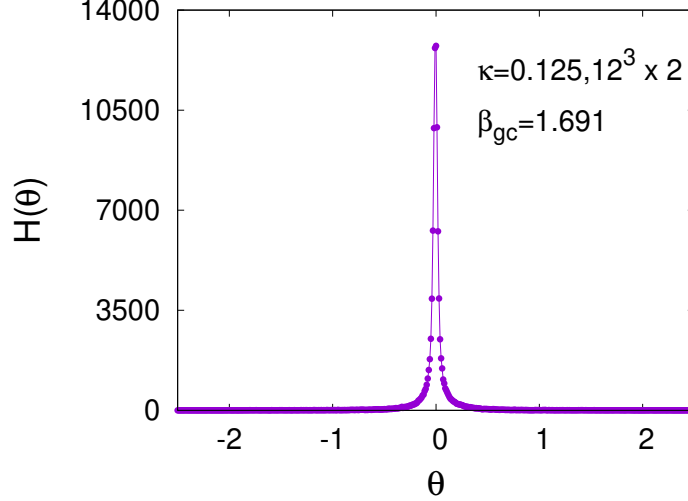


FIG. 17. Distribution of phase of the Polyakov loop for $\langle |L| \rangle = 0.584874$.

the critical point. There is a slight Z_3 asymmetry in $H(\theta)$, though peaks corresponding to $\theta = 2\pi/3, 4\pi/3$ are almost comparable to that at $\theta = 0$. In Fig. 19, the measured values of L , for the same β_g , are plotted in the complex plane. The distribution of the scattered point is almost Z_3 symmetric.

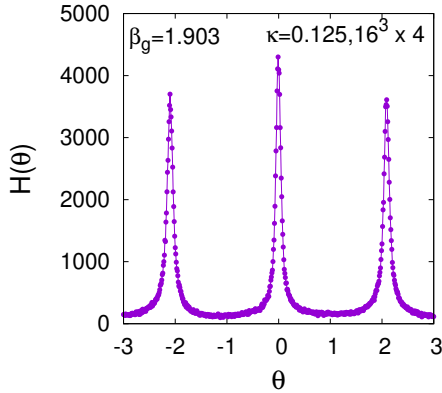


FIG. 18. Distribution of phase of the Polyakov loop.

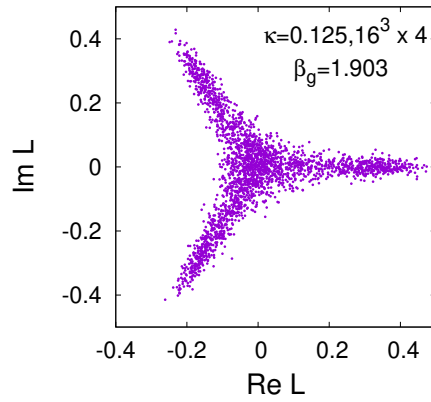


FIG. 19. L on the complex plane for $16^3 \times 4$ lattice.

These results suggest that for larger N_τ the explicit breaking of Z_3 near the transition point significantly decreases. To compare the physical properties of the Z_3 states, we compute $\Delta S_K = S_K(\theta = 0) - S_K(\theta = 2\pi/3)$ and $\Delta S_g = S_g(\theta = 0) - S_g(\theta = 2\pi/3)$ for different N_τ at the same physical temperature. To fix the temperature, the β_g values for different N_τ are obtained from the one-loop beta-function [36]. ΔS_K and ΔS_g vs N_τ are plotted

in Figs. 20 and 21, respectively. The results show that the differences between $\theta = 0$ and $\theta = 2\pi/3$ states exponentially decrease. The free energy difference between these states can be calculated by integrating $\Delta S_K(\kappa)$ over $\kappa = \{0, 1/8\}$, in other words, over $m_H = (\infty, 0)$. Since $\Delta S_K(\kappa = 0) = 0$, the integrand is vanishingly small over the integration range. As a consequence, the difference will also be vanishingly small in the continuum limit.

Note that the physical mass of the Higgs will be nonzero even though the bare mass is vanishingly small. This mass is due to the fluctuations resulting from gauge-Higgs interaction. On the lattice, physical Higgs mass differs from the continuum limit for small N_τ . For the N_τ values considered in our study, the critical temperature computed from the one-loop beta function decreases with N_τ . The decrease can be well approximated by an exponential with a nonzero limiting value, which is indicative of the cutoff effects decreasing with N_τ . Our results for the critical temperature suggest that the difference in cutoff effects between $N_\tau = 6$ and $N_\tau = 8$ is much less compared to that between $N_\tau = 2$ and $N_\tau = 4$. Similarly, We expect that the difference in physical Higgs mass between $N_\tau = 6$ and $N_\tau = 8$ will be smaller compared to that between $N_\tau = 2$ and $N_\tau = 4$, and it will approach a nonzero value in the continuum limit. Since the explicit breaking of Z_3 decreases monotonically with N_τ and becomes vanishingly small (Figs. 20 and 21), within statistical errors, for $N_\tau = 6$ and 8, we expect it to remain so even for larger N_τ .

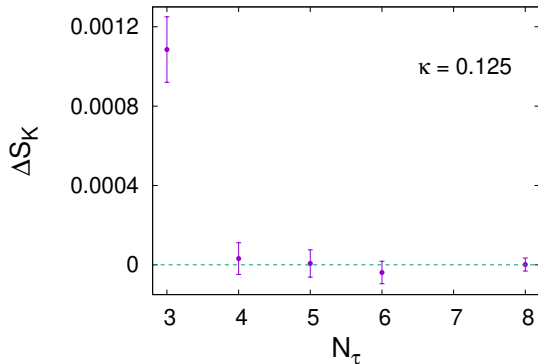


FIG. 20. Difference of S_K between $\theta = 0$ and $2\pi/3$ in the deconfinement phase.

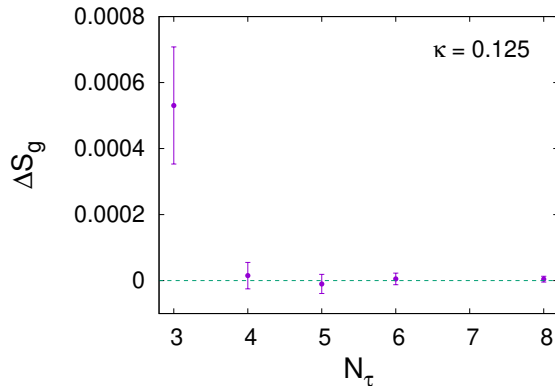


FIG. 21. Difference of S_g between $\theta = 0$ and $2\pi/3$ in the deconfinement phase.

The above results suggest that the explicit breaking Z_3 symmetry will be vanishingly small in the continuum limit. To test whether the decrease in Z_3 explicit breaking with N_τ is due to a decrease in the interaction between the gauge and Higgs fields with N_τ , we

compare the gauge Higgs interaction term (S_K) in Eq. (14). A weaker interaction with decreasing N_τ should lead to a decrease in S_K . Our results, in Fig. 22, show that S_K increases monotonically with N_τ . Note that S_K in physical units will also increase, as the lattice spacing decreases with N_τ . The estimation of this increase requires the critical β_g vs N_τ . Because of the coexistence of the confined and deconfined states near the transition point, it is difficult to find the critical value of β_g accurately.

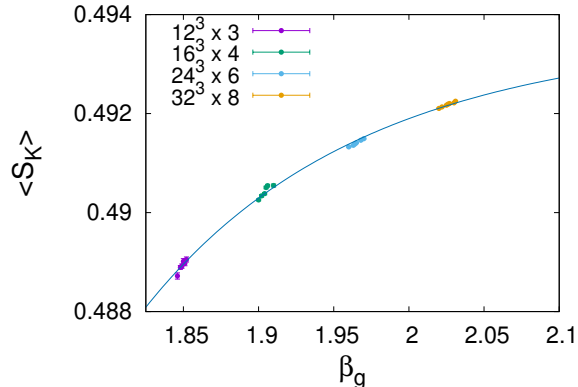


FIG. 22. S_K for different N_τ near β_{gc} .

IV. CONCLUSIONS

We have studied the CD transition and Z_3 symmetry in $SU(3)$ -Higgs theory for vanishing bare Higgs mass and quartic coupling. Most of the MC simulations that have been done are around the CD transition point. The Monte Carlo results show that the nature of the CD transition and the explicit breaking of Z_3 vary with N_τ . For $N_\tau = 2$, analysis of the simulation results using conventional methods suggests that the CD transition is an end point of a first-order phase transition. The distribution of the Polyakov loop breaks Z_3 symmetry, with no peaks corresponding to the Z_3 symmetry. For $N_\tau = 3$, the transition is first order. The distribution of the Polyakov loop near the transition point does have peaks corresponding to all the Z_3 sectors. However, the peak heights are not the same, breaking the Z_3 symmetry. This suggests that the explicit breaking is there but small compared to that of the $N_\tau = 2$ case.

The explicit breaking for $N_\tau = 4$ is similar compared to $N_\tau = 3$. The distributions of the Polyakov loop show partial Z_3 symmetry with a smaller difference in the peak heights of Z_3

sectors compared to $N_\tau = 3$. This pattern that the CD transition is first order and decrease in the explicit breaking continues for higher N_τ in our simulations. To make a quantitative assessment of explicit breaking, we compute the difference of the gauge-Higgs interaction as well as that of the pure gauge part of the action, between different Z_3 states. Our results show that both observables' differences decrease exponentially with N_τ . The vanishing difference in the large N_τ limit will lead to the same free energy for all the Z_3 states. These results suggest that the CD transition is first order and the explicit breaking of Z_3 is vanishingly small in the continuum limit. In the presence of higher-order terms in the Higgs potential, our results will be still valid as long as the system is in the Higgs symmetric part of the phase diagram, except near second-order Higgs phase transition points. We mention here that there are no studies on the Z_N symmetry when a second-order Higgs transition point or line is approached from the Higgs symmetric side of the phase diagram. At a second-order transition point or line, the fluctuations of the physical observables involving the Higgs field will diverge, including the interaction term. It is not clear that in this case the Z_N symmetry will be realized.

The action we consider in this study does not possess Z_3 symmetry, but the partition function averages turn out to be Z_3 symmetric. We believe that this may be due to the dominance of the Z_3 symmetric entropy, over the Boltzmann factor in the continuum limit. The vanishing of the explicit breaking for vanishing Higgs mass and quartic coupling should also hold for the nonzero Higgs mass case. In the future, we plan to study the implications of nonzero λ . We mention here that the perturbative calculations show that deep inside the deconfinement Z_3 is explicitly broken. It is possible that the realization of Z_3 is limited to the region close to the transition point. It will be interesting to explore Z_3 for large β_g values and compare them with perturbative results.

REFERENCES

- [1] A. Nakamura, Phys. Lett. B **149**, 391 (1984) doi:10.1016/0370-2693(84)90430-1
- [2] M. Fukugita and A. Ukawa, Phys. Rev. Lett. **57**, 503 (1986) doi:10.1103/PhysRevLett.57.503
- [3] J. B. Kogut, M. Stone, H. W. Wyld, W. R. Gibbs, J. Shigemitsu, S. H. Shenker and D. K. Sinclair, Phys. Rev. Lett. **50**, 393 (1983) doi:10.1103/PhysRevLett.50.393

- [4] F. Karsch, E. Laermann and C. Schmidt, Phys. Lett. B **520**, 41-49 (2001) doi:10.1016/S0370-2693(01)01114-5 [arXiv:hep-lat/0107020 [hep-lat]].
- [5] A. M. Polyakov, Phys. Lett. B **72**, 477-480 (1978) doi:10.1016/0370-2693(78)90737-2
- [6] L. Susskind, Phys. Rev. D **20**, 2610-2618 (1979) doi:10.1103/PhysRevD.20.2610
- [7] F. Green, Nucl. Phys. B **215**, 83-108 (1983) doi:10.1016/0550-3213(83)90268-7
- [8] R. D. Pisarski and O. Alvarez, Phys. Rev. D **26**, 3735 (1982) doi:10.1103/PhysRevD.26.3735
- [9] R. V. Gavai and F. Karsch, Nucl. Phys. B **261**, 273-284 (1985) doi:10.1016/0550-3213(85)90575-9
- [10] L. D. McLerran and B. Svetitsky, Phys. Rev. D **24**, 450 (1981) doi:10.1103/PhysRevD.24.450
- [11] L. D. McLerran and B. Svetitsky, Phys. Lett. B **98**, 195 (1981) doi:10.1016/0370-2693(81)90986-2
- [12] J. Kuti, J. Polonyi and K. Szlachanyi, Phys. Lett. B **98**, 199 (1981) doi:10.1016/0370-2693(81)90987-4
- [13] B. Svetitsky and L. G. Yaffe, Nucl. Phys. B **210**, 423-447 (1982) doi:10.1016/0550-3213(82)90172-9
- [14] N. Weiss, Phys. Rev. D **24**, 475 (1981) doi:10.1103/PhysRevD.24.475
- [15] B. Svetitsky, Phys. Rept. **132**, 1-53 (1986) doi:10.1016/0370-1573(86)90014-1
- [16] L. G. Yaffe and B. Svetitsky, Phys. Rev. D **26**, 963 (1982) doi:10.1103/PhysRevD.26.963
- [17] T. Celik, J. Engels and H. Satz, Phys. Lett. B **125**, 411-414 (1983) doi:10.1016/0370-2693(83)91314-X
- [18] N. Weiss, Phys. Rev. D **25**, 2667 (1982) doi:10.1103/PhysRevD.25.2667
- [19] V. M. Belyaev, I. I. Kogan, G. W. Semenoff and N. Weiss, Phys. Lett. B **277**, 331-336 (1992) doi:10.1016/0370-2693(92)90754-R
- [20] F. Green and F. Karsch, Nucl. Phys. B **238**, 297-306 (1984) doi:10.1016/0550-3213(84)90452-8
- [21] M. Biswal, M. Deka, S. Digal and P. S. Saumia, Phys. Rev. D **96**, no.1, 014503 (2017) doi:10.1103/PhysRevD.96.014503 [arXiv:1610.08265 [hep-lat]].
- [22] M. Biswal, S. Digal and P. S. Saumia, Nucl. Phys. B **910**, 30-39 (2016) doi:10.1016/j.nuclphysb.2016.06.025 [arXiv:1511.08295 [hep-lat]].
- [23] P. Hasenfratz, F. Karsch and I. O. Stamatescu, Phys. Lett. B **133**, 221-226 (1983) doi:10.1016/0370-2693(83)90565-8
- [24] U. M. Heller and F. Karsch, Nucl. Phys. B **258**, 29-45 (1985) doi:10.1016/0550-3213(85)90601-

- [25] J. B. Kogut, J. Polonyi, H. W. Wyld and D. K. Sinclair, Phys. Rev. D **31**, 3307 (1985)
doi:10.1103/PhysRevD.31.3307
- [26] U. M. Heller, Phys. Lett. B **163**, 203-206 (1985) doi:10.1016/0370-2693(85)90221-7
- [27] J. Ignatius, K. Kajantie and K. Rummukainen, Phys. Rev. Lett. **68**, 737-740 (1992)
doi:10.1103/PhysRevLett.68.737
- [28] V. Dixit and M. C. Ogilvie, Phys. Lett. B **269**, 353-356 (1991) doi:10.1016/0370-2693(91)90183-Q
- [29] M. Biswal, S. Digal and P. S. Saumia, Phys. Rev. D **102**, no.7, 074020 (2020)
doi:10.1103/PhysRevD.102.074020 [arXiv:1907.07981 [hep-ph]].
- [30] E. H. Fradkin and S. H. Shenker, Phys. Rev. D **19**, 3682-3697 (1979)
doi:10.1103/PhysRevD.19.3682
- [31] M. Deka, S. Digal and A. P. Mishra, Phys. Rev. D **85**, 114505 (2012)
doi:10.1103/PhysRevD.85.114505 [arXiv:1009.0739 [hep-lat]].
- [32] M. Biswal, “ Z_N Symmetry and confinement-deconfinement transition in $SU(N)$ +Higgs theory,” <http://www.hbni.ac.in/phdthesis/phys/PHYS10201204004.pdf>
- [33] Y. Guo and Q. Du, JHEP **05**, 042 (2019) doi:10.1007/JHEP05(2019)042 [arXiv:1810.13090 [hep-ph]].
- [34] D. J. Gross, R. D. Pisarski and L. G. Yaffe, Rev. Mod. Phys. **53**, 43 (1981)
doi:10.1103/RevModPhys.53.43
- [35] H. Satz, Phys. Lett. B **157**, 65-69 (1985) doi:10.1016/0370-2693(85)91213-4
- [36] P. H. Damgaard and U. M. Heller, Phys. Lett. B **171**, 442-448 (1986) doi:10.1016/0370-2693(86)91436-X
- [37] M. Biswal, S. Digal, V. Mamale and S. Shaikh, Int. J. Mod. Phys. A **37**, no.09, 2250047 (2022)
doi:10.1142/S0217751X22500476 [arXiv:2102.12935 [hep-lat]].
- [38] M. Biswal, S. Digal, V. Mamale and S. Shaikh, Mod. Phys. Lett. A **36**, no.30, 2150218 (2021)
doi:10.1142/S0217732321502187 [arXiv:2102.11091 [hep-lat]].
- [39] K. Kajantie, M. Laine, K. Rummukainen and M. E. Shaposhnikov, Nucl. Phys. B **466**, 189-258 (1996) doi:10.1016/0550-3213(96)00052-1 [arXiv:hep-lat/9510020 [hep-lat]].
- [40] N. Cabibbo and E. Marinari, Phys. Lett. B **119**, 387-390 (1982) doi:10.1016/0370-2693(82)90696-7

- [41] A. D. Kennedy and B. J. Pendleton, Phys. Lett. B **156**, 393-399 (1985) doi:10.1016/0370-2693(85)91632-6
- [42] Y. Iwasaki, K. Kanaya, T. Yoshie, T. Hoshino, T. Shirakawa, Y. Oyanagi, S. Ichii and T. Kawai, Phys. Rev. Lett. **67**, 3343-3346 (1991) doi:10.1103/PhysRevLett.67.3343
- [43] A. D. Kennedy, J. Kuti, S. Meyer and B. J. Pendleton, Phys. Rev. Lett. **54**, 87 (1985) doi:10.1103/PhysRevLett.54.87
- [44] M. Fukugita, T. Kaneko and A. Ukawa, Phys. Lett. B **154**, 185-189 (1985) doi:10.1016/0370-2693(85)90581-7
- [45] S. A. Gottlieb, J. Kuti, D. Toussaint, A. D. Kennedy, S. Meyer, B. J. Pendleton and R. L. Sugar, Phys. Rev. Lett. **55**, 1958 (1985) doi:10.1103/PhysRevLett.55.1958
- [46] F. R. Brown, N. H. Christ, Y. F. Deng, M. S. Gao and T. J. Woch, Phys. Rev. Lett. **61**, 2058 (1988) doi:10.1103/PhysRevLett.61.2058
- [47] K. Rummukainen, M. Tsypin, K. Kajantie, M. Laine and M. E. Shaposhnikov, Nucl. Phys. B **532**, 283-314 (1998) doi:10.1016/S0550-3213(98)00494-5 [arXiv:hep-lat/9805013 [hep-lat]].
- [48] F. Karsch and S. Stickan, Phys. Lett. B **488**, 319-325 (2000) doi:10.1016/S0370-2693(00)00902-3 [arXiv:hep-lat/0007019 [hep-lat]].
- [49] J. L. Alonso, V. Azcoiti, I. Campos, J. C. Ciria, A. Cruz, D. Iniguez, F. Lesmes, C. Piedrafitra, A. Rivero and A. Tarancon, *et al.* Nucl. Phys. B **405**, 574-592 (1993) doi:10.1016/0550-3213(93)90560-C [arXiv:hep-lat/9210014 [hep-lat]].
- [50] W. Janke and R. Villanova, Nucl. Phys. B **489**, 679-696 (1997) doi:10.1016/S0550-3213(96)00710-9 [arXiv:hep-lat/9612008 [hep-lat]].
- [51] Wilding, Nigel B, Journal of Physics: Condensed Matter **9**, 585 (1997) doi:10.1088/0953-8984/9/3/002 [arXiv:cond-mat/9610133].
- [52] K. Kanaya and S. Kaya, Phys. Rev. D **51**, 2404-2410 (1995) doi:10.1103/PhysRevD.51.2404 [arXiv:hep-lat/9409001 [hep-lat]].