

PREPARED FOR SUBMISSION TO JHEP

Dark Matter in the Alternative Left Right Model

Mariana Frank^a, Chayan Majumdar^{b,c}, Poulouse Poulouse^d, Supriya Senapati^{b,e}, Urjit A. Yajnik^b

^a*Department of Physics, Concordia University, 7141 Sherbrooke St. West, Montreal, Quebec, Canada H4B 1R6*

^b*Department of Physics, Indian Institute of Technology Bombay, Powai, Mumbai, Maharashtra 400 076, India*

^c*Department of Physics, Middle East Technical University, TR06800, Ankara, Türkiye*

^d*Department of Physics, Indian Institute of Technology Guwahati, Assam 781 039, India*

^e*Amherst Center for Fundamental Interactions, Department of Physics, University of Massachusetts, Amherst, MA 01003, USA*

E-mail: mariana.frank@concordia.ca, chayan@phy.iitb.ac.in,
poulouse@iitg.ac.in, ssenapati@umass.edu, yajnik@iitb.ac.in

ABSTRACT: The Alternative Left-Right Model is an attractive variation of the usual Left-Right Symmetric Model because it avoids flavour-changing neutral currents, thus allowing the additional Higgs bosons in the model to be light. We show here that the model predicts several dark matter candidates naturally, through introduction of an R -parity similar to the one in supersymmetry, under which some of the new particles are odd, while all the SM particles are even. Dark matter candidates can be fermionic or bosonic. We present a comprehensive investigation of all possibilities. We analyze and restrict the parameter space where relic density, direct and indirect detection bounds are satisfied, and investigate the possibility of observing fermionic and bosonic dark matter signals at the LHC. Both the bosonic and fermionic candidates provide promising signals, the first in LHC at 300 fb^{-1} , the second at higher luminosity, 3000 fb^{-1} . Signals from bosonic candidates are indicative of the presence of exotic d' quarks, while fermionic candidates imply the existence of charged Higgs bosons, all with masses in the TeV region.

KEYWORDS: ALRM, scotino and scalar dark matter, collider signatures.

Contents

1	Introduction	1
2	The Model	2
3	Dark Matter	6
3.1	Scalar Dark Matter	6
3.2	Scotino Dark Matter	11
3.3	Degenerate Scalar-Scotino Dark Matter	13
4	Discriminating amongst the different scenarios at the LHC	14
5	Conclusion	24

1 Introduction

While the discovery, 10 years ago, of the Higgs boson has provided the Standard Model (SM) with the needed missing piece, questions remain as to how complete a description of nature it offers. Thus far, its agreement with experiment is remarkable, but still outstanding questions remain, both from the theoretical foundation and the missing experimental pieces. It is hoped that looking for explanations will lead to a more complete scenario, which is the goal of Beyond The Standard Model (BSM) explorations.

Although there are many phenomena unexplained in the SM, perhaps none is more mysterious than dark matter. Found to comprise about 27% of the universe, dark matter interacts gravitationally, and perhaps weakly, with the SM particles. The primary (particle physics) candidate is a weakly interacting massive particle (WIMP), which has not been observed, but whose indirect indications come from gravitational lensing [1], the cosmic microwave radiation background [2, 3], and other astrophysical observations. There are few models which include a natural candidate for WIMP, most notable among them is the supersymmetric extension of the SM. In supersymmetry, R -parity is a symmetry that distinguishes between ordinary versus supersymmetric particles. In that case, R -parity is a Z_2 symmetry defined as

$$R = (-1)^{3B+L+2s}$$

with B the baryon number, L the lepton number and s the spin. Forbidding R -parity violation yields a stable lightest supersymmetric particle (LSP), which is a natural dark matter candidate. Other BSM scenarios deal with the existence of dark matter by introducing an *ad-hoc* particle, chosen as scalar, fermion, or vector. By requiring the interactions of such particle with the SM matter to obey constraints from relic abundance of dark matter [4], direct [5, 6] and indirect [7–9] detection experiments, as well as collider searches, one can

determine its properties (usually mass and couplings) and restrict the parameter space of the models.

In this work we shall analyze a non-supersymmetric model where one can define a symmetry analogous to the R -parity in supersymmetry, yielding a natural dark matter particle. This is the Alternative Left-Right Model (ALRM). Based on the gauge group $SU(3)_C \otimes SU(2)_L \otimes SU(2)'_R \otimes U(1)_{B-L}$, the model emerges from the breaking of the exceptional group, E_6 [10–12], and it differs from the usual Left-Right Symmetric Model (LRSM) [13–16] in its assignment of right-handed fermion doublets. The ALRM avoids the unwanted tree-level flavour-changing interactions which conflict with the observed properties of the K and B -meson systems, which are forcing the right-handed sector of the LRSM into a high TeV range. This is avoided by the ALRM, while at the same time maintaining some of the attractive properties of the LRSM, such as providing an understanding of parity violation and a mechanism to give neutrino masses.

The dark matter in the left-right symmetric model was analyzed most recently in [17]. The ALRM model has been studied before [18–21], including tests of a fermionic candidate for dark matter. However, while the notion of an extended R -parity was known, it was not properly explored in the context of an analysis of the dark matter sector. We remedy this here. We show that the particles in the model can be divided naturally into R -parity odd and R -parity even sectors, which do not mix with each other. The lightest R -parity odd particle can be a scalar, a fermion or both. We analyze here all possibilities. We impose the constraints from relic density, direct and indirect detection experiments (to restrict the parameter space), before assessing the signatures at colliders for the different options.

Our work is organized as follows. In Sec. 2 we present a brief discussion of the model, with emphasis on the particle structure, symmetry breaking and fermion masses. We then proceed to analyze the possibilities for dark matter candidates and their properties in Sec. 3. We look at the consequences of scalar dark matter candidates in Sec. 3.1, fermionic dark matter in Sec. 3.2, and degenerate fermion-scalar dark matter in Sec. 3.3. We investigate the possibilities of observing and of discriminating among the scenarios at the LHC in Sec. 4. Finally we summarize our findings and conclude in Sec. 5.

2 The Model

The particle content of the ALRM, together with their quantum number assignments under the gauge group $SU(3)_C \otimes SU(2)_L \otimes SU(2)'_R \otimes U(1)_{B-L}$ is listed in Table 1 [20].

As they emerge from different choices of breaking E_6 , the quark and lepton assignments in multiplets differ from those in the LRSM. Here the left-handed (LH) fermions form $SU(2)_L$ doublets, while the right-handed (RH) up-type quarks form doublets with exotic down-type quarks d'_R . Similarly, while the LH leptonic doublets are the same as in the SM, the RH charged leptons partner with exotic RH neutral fermions (n_R) to form $SU(2)_{R'}$ doublets. In addition, there are the left-handed partners of exotic quarks (d'_L), right-handed partners of the usual quarks (d_R), and two neutral fermions, n_L and ν_R , which are singlets under both $SU(2)_L$ and $SU(2)_{R'}$ [20, 22, 23]. The electroweak symmetry breaking occurs as follows. First, the gauge and global symmetry $SU(2)_{R'} \times U(1)_{B-L} \times U(1)_S$ is

Particles	$SU(3)_C$	$SU(2)_L$	$SU(2)_{R'}$	$U(1)_{B-L}$	$U(1)_S$
Quarks					
$Q_L = \begin{pmatrix} u_L \\ d_L \end{pmatrix}$	3	2	1	$\frac{1}{6}$	0
$Q_R = \begin{pmatrix} u_R \\ d'_R \end{pmatrix}$	3	1	2	$\frac{1}{6}$	$-\frac{1}{2}$
d'_L	3	1	1	$-\frac{1}{3}$	-1
d_R	3	1	1	$-\frac{1}{3}$	0
Leptons					
$L_L = \begin{pmatrix} \nu_L \\ e_L \end{pmatrix}$	1	2	1	$-\frac{1}{2}$	1
$L_R = \begin{pmatrix} n_R \\ e_R \end{pmatrix}$	1	1	2	$-\frac{1}{2}$	$+\frac{3}{2}$
n_L	1	1	1	0	2
ν_R	1	1	1	0	1
Scalars					
$\Phi = \begin{pmatrix} \phi_1^0 & \phi_1^+ \\ \phi_2^- & \phi_2^0 \end{pmatrix}$	1	2	2^*	0	$-\frac{1}{2}$
$\chi_L = \begin{pmatrix} \chi_L^+ \\ \chi_L^0 \end{pmatrix}$	1	2	1	$\frac{1}{2}$	0
$\chi_R = \begin{pmatrix} \chi_R^+ \\ \chi_R^0 \end{pmatrix}$	1	1	2	$\frac{1}{2}$	$\frac{1}{2}$
Gauge Bosons					
B^μ	1	1	1	0	0
W_L^μ	1	3	1	0	0
W_R^μ	1	1	3	0	0

Table 1. Particle content of ALRM together with their quantum numbers under $SU(3)_C \otimes SU(2)_L \otimes SU(2)_{R'} \otimes U(1)_{B-L} \otimes U(1)_S$ considered in this study. While several $U(1)_S$ assignments exist in the literature, we follow [20], and define the generalized lepton number as $L = S + T_{3R'}$.

broken to the hypercharge $U(1)_Y$ while preserving the generalized lepton number defined as $L = S + T_{3R'}$. This is achieved through the vacuum expectation value (VEV) of the $SU(2)_{R'}$ doublet scalar χ_R , which is charged under $U(1)_S$. The electroweak symmetry is then broken down to electromagnetism by means of the VEV of the bidoublet Higgs field Φ , charged under both $SU(2)_L$ and $SU(2)_{R'}$, but with no $U(1)_{B-L}$ quantum numbers, as well as by the VEV of χ_L [20, 24–27].

The model Lagrangian includes standard gauge-invariant kinetic terms for all fields, a Yukawa interaction Lagrangian \mathcal{L}_Y , and the scalar potential $V_{\Phi\chi}$. The most general Yukawa Lagrangian respecting gauge and global $U(1)_S$ symmetries is

$$\mathcal{L}_Y = \bar{Q}_L \hat{\mathbf{Y}}^u \hat{\Phi} Q_R - \bar{Q}_L \hat{\mathbf{Y}}_L^d \chi_L d_R - \bar{Q}_R \hat{\mathbf{Y}}_R^{d'} \chi_R d'_L - \bar{L}_L \hat{\mathbf{Y}}^e \Phi L_R + \bar{L}_L \hat{\mathbf{Y}}_L^\nu \hat{\chi}_L \nu_R + \bar{L}_R \hat{\mathbf{Y}}_R^n \hat{\chi}_R n_L + \text{h.c.}, \quad (2.1)$$

with flavour indices omitted for clarity, where the Yukawa couplings $\hat{\mathbf{Y}}$ are 3×3 matrices in the flavour space. The hatted quantities refer to the duals of the scalar fields $\hat{\Phi} = \sigma_2 \Phi \sigma_2$ and $\hat{\chi}_{L,R} = i\sigma_2 \chi_{L,R}$. Unlike conventional LRSM, in this framework right-handed neutrinos are gauge singlets which allows us to introduce a bare Majorana mass term,

$$\mathcal{L}_M = m_M \bar{\nu}_R^c \nu_R. \quad (2.2)$$

The most general Higgs potential $V_{\Phi\chi}$ preserving left-right symmetry is [28]

$$\begin{aligned} V_{\Phi\chi} = & -\mu_1^2 \text{Tr}[\Phi^\dagger \Phi] - \mu_2^2 [\chi_L^\dagger \chi_L + \chi_R^\dagger \chi_R] + \lambda_1 (\text{Tr}[\Phi^\dagger \Phi])^2 + \lambda_2 \text{Tr}(\hat{\Phi}^\dagger \Phi) \text{Tr}(\Phi^\dagger \hat{\Phi}) \\ & + \lambda_3 [(\chi_L^\dagger \chi_L)^2 + (\chi_R^\dagger \chi_R)^2] + 2\lambda_4 (\chi_L^\dagger \chi_L) (\chi_R^\dagger \chi_R) + 2\alpha_1 \text{Tr}[\Phi^\dagger \Phi] [\chi_L^\dagger \chi_L + \chi_R^\dagger \chi_R] \\ & + 2\alpha_2 [(\chi_L^\dagger \Phi) (\Phi^\dagger \chi_L) + (\chi_R^\dagger \Phi) (\Phi^\dagger \chi_R)] + 2\alpha_3 [(\chi_L^\dagger \hat{\Phi}) (\hat{\Phi}^\dagger \chi_L) + (\chi_R^\dagger \hat{\Phi}) (\hat{\Phi}^\dagger \chi_R)] \\ & + \mu_3 [\chi_L^\dagger \Phi \chi_R + \chi_R^\dagger \Phi^\dagger \chi_L], \end{aligned} \quad (2.3)$$

The properties of this potential and implications for the vacuum stability of the model have been analyzed in [21]. After the breaking of the left-right symmetry down to $U(1)_{\text{em}}$, the neutral components of the scalar fields acquire non-vanishing VEVs,

$$\langle \Phi \rangle = \frac{1}{\sqrt{2}} \begin{pmatrix} 0 & 0 \\ 0 & v_2 \end{pmatrix}, \quad \langle \chi_L \rangle = \frac{1}{\sqrt{2}} \begin{pmatrix} 0 \\ v_L \end{pmatrix}, \quad \langle \chi_R \rangle = \frac{1}{\sqrt{2}} \begin{pmatrix} 0 \\ v_R \end{pmatrix}, \quad (2.4)$$

with the exception of ϕ_1^0 , which is protected by the conservation of the generalized lepton number, which also forbids mixing between the SM d and exotic d' quarks.

Left-right symmetry breaking generates masses for the model gauge bosons, and Higgs-boson kinetic terms are responsible for their mixing. Because $\langle \phi_1^0 \rangle = 0$, the charged $W = W_L$ and $W' = W_R$ bosons do not mix, and their masses are given by

$$M_{W_L} = \frac{1}{2} g_L \sqrt{v_2^2 + v_L^2} \equiv \frac{1}{2} g_L v \quad \text{and} \quad M_{W_R} = \frac{1}{2} g_R \sqrt{v_2^2 + v_R^2} \equiv \frac{1}{2} g_R v', \quad (2.5)$$

with g_L and g_R the coupling constants for $SU(2)_L$ and $SU(2)_{R'}$. This releases the W_R boson from contributing to low energy physics, in particular to flavor violation in $K^0 - \bar{K}^0$ and $B^0 - \bar{B}^0$ (as W_R always couples to ud') and lifts all constraints on its mass. However, the W_R is related to Z_R mass. In the neutral sector, the gauge boson squared mass matrix is written, in the $(B_\mu, W_{L\mu}^3, W_{R\mu}^3)$ basis, as

$$(\mathcal{M}_V^0)^2 = \frac{1}{4} \begin{pmatrix} g_{B-L}^2 (v_L^2 + v_R^2) & -g_{B-L} g_L v_L^2 & -g_{B-L} g_R v_R^2 \\ -g_{B-L} g_L v_L^2 & g_L^2 v^2 & -g_L g_R v_2^2 \\ -g_{B-L} g_R v_R^2 & -g_L g_R v_2^2 & g_R^2 v'^2 \end{pmatrix}, \quad (2.6)$$

with g_{B-L} the coupling constant for $U(1)_{B-L}$. The matrix can be diagonalised through three rotations that mix the B , W_L^3 and W_R^3 bosons into the massless photon A and massive Z and Z' states. Neglecting the Z/Z' mixing, the Z and Z' boson masses are given by

$$M_Z = \frac{g_L}{2 \cos \theta_W} v \quad \text{and} \quad M_{Z'} = \frac{1}{2} \sqrt{\frac{g_{B-L}^4 (v_L^2 + v_R^2) + g_R^4 (v_2^2 + v_R^2) + 2g_{B-L}^2 g_R^2 v_R^2}{g_{B-L}^2 + g_R^2}}, \quad (2.7)$$

where θ_W -rotation denotes the usual electroweak mixing with the definition $\sin\theta_W = \frac{g_Y}{\sqrt{g_L^2 + g_Y^2}} = \frac{e}{g_L}$ where e and g_Y denote electromagnetic coupling constant and hypercharge respectively [20]. The relationship between M_{W_R} and $M_{Z'}$ is not as transparent as in LRSM. However, unlike W_R , Z' couples to ordinary quarks and leptons, and its mass is restricted by measurements at ATLAS [29], requiring v_R to be large. In the limits $v_R \gg v_2, v_L$

$$\frac{M_{Z'}}{M_{W_R}} \sim \frac{\sqrt{g_{B-L}^2 + g_R^2}}{g_R}, \quad (2.8)$$

forcing W_R to be heavy¹.

Fermion masses are generated from the Yukawa Lagrangian (2.1), after the breaking of the $SU(2)_L \times SU(2)_{R'} \times U(1)_{B-L}$ symmetry down to $U(1)_{\text{em}}$. The resulting fermion masses are

$$m_u = \frac{1}{\sqrt{2}} Y^u v_2 \sin \beta, \quad m_d = \frac{1}{\sqrt{2}} Y_L^d v_2 \cos \beta, \quad m_{d'} = \frac{1}{\sqrt{2}} Y_R^{d'} v_R, \quad m_e = \frac{1}{\sqrt{2}} Y^e v_2 \sin \beta, \quad (2.9)$$

with $\tan \beta = v_2/v_L$. Allowing for soft-breaking of the lepton number, L , ν_R can acquire a Majorana mass as given in Eq. 2.2, and the consequent lepton asymmetry could lead to leptogenesis [30]. The Dirac mass for the left-handed, Majorana mass for the right-handed neutrinos and Dirac mass for scotinos are, respectively

$$M_\nu = \frac{1}{\sqrt{2}} Y_L^\nu v_L, \quad M_N = m_M, \quad M_n = \frac{1}{\sqrt{2}} Y_R^n v_R, \quad (2.10)$$

We assume neutrinos to be Majorana particles. Defining

$$\nu = \frac{\nu_L + \nu_L^c}{\sqrt{2}}, \quad N = \frac{\nu_R + \nu_R^c}{\sqrt{2}}, \quad (2.11)$$

light left-handed neutrino masses are generated through the see-saw mechanism

$$\begin{pmatrix} \bar{\nu}_L & \bar{\nu}_R^c \end{pmatrix} \begin{pmatrix} 0 & M_\nu \\ M_\nu^T & M_N \end{pmatrix} \begin{pmatrix} \nu_L^c \\ \nu_R \end{pmatrix}. \quad (2.12)$$

Here ν and N are approximate eigenstates with masses

$$m_N \simeq M_N \quad \text{and} \quad m_\nu = M_\nu M_N^{-1} M_\nu^T, \quad (2.13)$$

with M_N assumed to be diagonal, and m_ν is diagonalized in flavor eigenstates as

$$m_\nu^{\text{diag}} = V_L^\nu \dagger m_\nu V_L^\nu. \quad (2.14)$$

Other details of the model, including a complete description of the gauge sector, can be found in Refs. [22, 23, 27, 28, 30].

¹In fact the ratio $\frac{M_{Z'}}{M_{W_R}}$ is lower in ALRM than in the LRSM, meaning that the spectrum is more compressed in the latter [20].

3 Dark Matter

The ALRM augmented by the extra $U(1)_S$ symmetry allows the introduction of the generalized lepton number $L = S + T_{3R}$. Similarly one can introduce a generalized R -parity, similar to the one existing in supersymmetry, defined here in a similar way as $(-1)^{3B+L+2s}$ [24]. Under this R -parity, all SM quarks, leptons and SM gauge bosons are even. The odd R -parity particles are as follows: in the scalar sector, χ_R^\pm , ϕ_1^\pm , $\Re(\phi_1^0)$ and $\Im(\phi_1^0)$, in the fermion sector, the scotinos n_L, n_R , and the exotic quarks d'_L, d'_R , and in the gauge sector, W_R . All the rest of the particles in the spectrum are R -parity even. The existence of a dark matter sector arising from R -parity odd particles is another attractive feature of this model, and an advantage over the more common LRSM. Of the R -parity odd particles, only the neutral Higgs, the pseudoscalar Higgs or the scotino can be DM candidates, as the rest of the particles are electromagnetically charged, and in addition, d' quarks have strong interactions. Thus, in what follows we shall investigate the possibility that the DM is either the R -parity odd Higgs boson (scalar or pseudoscalar), or the scotino(s), or both.² We proceed to analyze these in turn, looking for ways to observe and distinguish them.

3.1 Scalar Dark Matter

The scalar sector of the model consists of one bidoublet Φ Higgs field, with the $SU(2)_L$ symmetry acting along the columns and the $SU(2)_{R'}$ along the rows, as in Table 1. In addition to the bidoublet Higgs boson Φ there are two doublet Higgs fields transforming under $SU(2)_L$ and $SU(2)_{R'}$, denoted by χ_L and χ_R , respectively. $SU(2)_{R'} \otimes U(1)_{B-L}$ to $U(1)_Y$ breaking is induced by the VEV of χ_R , while the electroweak symmetry breaking is driven by the VEVs of Φ and χ_L . The global $U(1)_S$ symmetry insures that the quark doublets can interact with $\hat{\Phi}$ and lepton doublets with Φ only. This symmetry also restricts ϕ_1^0 from acquiring a VEV, forbidding the $W_L - W_R$ gauge boson mixing, as well as the $d - d'$ and $n - \nu$ mixing in the model. The conservation of R -parity as defined above is reflected in the Higgs boson mixing matrices, which are consistent with the absence of the mixing between the R -parity even and R -parity odd scalars. In the charged scalar sector, the squared mass matrix is block diagonal. The ϕ_2^\pm and χ_L^\pm (R -parity even) fields mix independently of the ϕ_1^\pm and χ_R^\pm (R -parity odd) fields. The 2×2 block mass matrices $(\mathcal{M}_L^\pm)^2$ and $(\mathcal{M}_R^\pm)^2$ are, in the (ϕ_2^\pm, χ_L^\pm) and (ϕ_1^\pm, χ_R^\pm) bases, respectively, as

$$(\mathcal{M}_{L,R}^\pm)^2 = \begin{pmatrix} -(\alpha_2 - \alpha_3)v_{L,R}^2 - \frac{\mu_3 v_L v_R}{\sqrt{2}v_2} & (\alpha_2 - \alpha_3)v_2 v_{L,R} + \frac{\mu_3 v_{R,L}}{\sqrt{2}} \\ (\alpha_2 - \alpha_3)v_2 + \frac{\mu_3 v_{R,L}}{\sqrt{2}} & -(\alpha_2 - \alpha_3)v_2^2 - \frac{\mu_3 v_2 v_{R,L}}{\sqrt{2}v_{L,R}} \end{pmatrix}, \quad (3.1)$$

The masses of the charged Higgs bosons are obtained by diagonalizing the 2×2 matrices:

$$m_{H_1^\pm}^2 = - \left[v_2 v_L (\alpha_2 - \alpha_3) + \frac{\mu_3 v_R}{\sqrt{2}} \right] \frac{v^2}{v_2 v_L} \quad (3.2)$$

$$m_{H_2^\pm}^2 = - \left[v_2 v_R (\alpha_2 - \alpha_3) + \frac{\mu_3 v_L}{\sqrt{2}} \right] \frac{v'^2}{v_2 v_R} \quad (3.3)$$

²The possibility that the scotino is a dark matter candidate, without the association to R -parity, was examined in [19, 20, 24–27].

with $v^2 = v_2^2 + v_L^2$ and $v'^2 = v_2^2 + v_R^2$. Here H_2^\pm is R -parity odd and H_1^\pm is R -parity even. The other two eigenstates of these matrices correspond to the Goldstone bosons G_2^\pm (R -parity even) responsible for giving mass to the W_L^\pm boson, and the Goldstone G_1^\pm (R -parity odd) giving mass to W_R^\pm , also odd under R -parity.

In the neutral scalar sector, components of the ϕ_1^0 field ($\Re(\phi_1^0)$ and $\Im(\phi_1^0)$) do not mix with other states, as they are both R -parity odd. They yield the physical H_1^0 and A_1 eigenstates, which are degenerate in mass. Calling these masses $M_{H_1^0}$ and M_{A_1} , we obtain

$$M_{H_1^0}^2 = M_{A_1}^2 = 2v_2^2\lambda_2 - (\alpha_2 - \alpha_3)(v_L^2 + v_R^2) - \frac{\mu_3 v_L v_R}{\sqrt{2}v_2}. \quad (3.4)$$

Thus, if these are the lightest R -parity odd particles, H_1^0 and A_1 would form the two components of the dark matter.

For the three remaining scalar and pseudoscalar fields (all of which are R -parity even), the mass-squared matrices $(\mathcal{M}_{\mathfrak{R}}^0)^2$ and $(\mathcal{M}_{\mathfrak{S}}^0)^2$ of in the $(\Re\{\phi_2^0\}, \Re\{\chi_L^0\}, \Re\{\chi_R^0\})$ and $(\Im\{\phi_2^0\}, \Im\{\chi_L^0\}, \Im\{\chi_R^0\})$ bases, are given, respectively, by

$$(\mathcal{M}_{\mathfrak{R}}^0)^2 = \begin{pmatrix} 2v_2^2\lambda_1 - \frac{\mu_3 v_L v_R}{\sqrt{2}v_2} & 2\alpha_{12}v_2 v_L + \frac{\mu_3 v_R}{\sqrt{2}} & 2\alpha_{12}v v_R + \frac{\mu_3 v_L}{\sqrt{2}} \\ 2\alpha_{12}v_2 v_L + \frac{\mu_3 v_R}{\sqrt{2}} & 2\lambda_3 v_L^2 - \frac{\mu_3 v_2 v_R}{\sqrt{2}v_L} & 2\lambda_3 v_L v_R - \frac{\mu_3 v_2}{\sqrt{2}} \\ 2\alpha_{12}v_2 v_R + \frac{\mu_3 v_L}{\sqrt{2}} & 2\lambda_3 v_L v_R - \frac{\mu_3 v_2}{\sqrt{2}} & 2\lambda_3 v_R^2 - \frac{\mu_3 v_2 v_L}{\sqrt{2}v_R} \end{pmatrix}, \quad (3.5)$$

$$(\mathcal{M}_{\mathfrak{S}}^0)^2 = \frac{\mu_3}{\sqrt{2}} \begin{pmatrix} -\frac{v_L v_R}{v_2} & v_R & -v_L \\ v_R & -\frac{v_2 v_R}{v_L} & v_2 \\ -v_L & v_2 & -\frac{v_2 v_L}{v_R} \end{pmatrix}, \quad (3.6)$$

where $\alpha_{12} = \alpha_1 + \alpha_2$. The mass of the pseudoscalar boson A_2 is

$$M_{A_2}^2 = -\frac{\mu_3 v_L v_R}{\sqrt{2}v_2} \left[1 + v_2^2 \left(\frac{1}{v_L^2} + \frac{1}{v_R^2} \right) \right]. \quad (3.7)$$

The other two CP-odd states in $(\mathcal{M}_{\mathfrak{S}}^0)^2$ are Goldstone bosons G_1^0 and G_2^0 corresponding to the gauge bosons Z_L and Z_R , respectively. Both the Goldstone bosons and neutral gauge bosons are R -parity even, thus conserving R -parity. Furthermore, unlike in the case of the charged gauge bosons, Z_L and Z_R can mix, to give the mass eigenstates Z and Z' [22, 23]. Thus, in fact, while LHC constraints Z' mass, the W_R mass cannot be constrained directly as it decays into exotic quarks. However, the mass relations between Z' and W_R indirectly restricts the latter through the direct constraints on the former.

In the CP-even, R -parity even scalar sector, we denote the mass eigenstates (the eigenstates of $\mathcal{M}_{\mathfrak{R}}^0$ in Eq. 3.5) as $H_{0,2,3}^0$, and further identify the lightest state H_0^0 as the SM-like Higgs boson, h . It is then conventional to fix the quartic coupling, λ_1 in terms the mass of the lightest Higgs state, $M_h = 125$ GeV, giving

$$\lambda_1 = \frac{1}{2v^3} \frac{\sqrt{2}v_2 v_L v_R M_h^6 + \mathfrak{a}^{(4)} M_h^4 - 2\mathfrak{a}^{(2)} M_h^2 - 4\alpha_{12}^2 \mu_3 v_2^4 (v_L^2 - v_R^2)^2}{\sqrt{2}v_L v_R M_h^4 + (\mu_3 v_2 - 2\sqrt{2}\lambda_3 v_L v_R)(v_L^2 + v_R^2) M_h^2 - 2\mu_3 v_2 \lambda_3 (v_L^2 - v_R^2)^2}. \quad (3.8)$$

With this masses of the other two CP-even (R -parity-even) neutral Higgs boson states are given by

$$M_{H_{2,3}^0}^2 = \frac{1}{2} \left[\mathfrak{a} - M_h^2 \mp \sqrt{(\mathfrak{a} - M_h^2)^2 + 4(\mathfrak{b} + M_h^2(\mathfrak{a} - M_h^2))} \right], \quad (3.9)$$

where

$$\begin{aligned} \mathfrak{a} &= 2v_2^2\lambda_1 + 2(v_L^2 + v_R^2)\lambda_3 - \frac{(v_L^2v_R^2 + v_2^2[v_L^2 + v_R^2])\mu_3}{\sqrt{2}v_2v_Lv_R}, \\ \mathfrak{b} &= \frac{(v_L^2 + v_R^2)}{v_2v_Lv_R} \left\{ 4v_2^3v_Lv_R[(\alpha_1 + \alpha_2)^2 - \lambda_1\lambda_3] + \sqrt{2}v_2^4\lambda_1\mu_3 + \sqrt{2}v_L^2v_R^2\lambda_3\mu_3 \right\} \\ &+ \frac{\sqrt{2}v_2\mu_3}{v_Lv_R} \left[4v_L^2v_R^2(\alpha_1 + \alpha_2) + (v_L^2 - v_R^2)^2\lambda_3 \right]. \end{aligned}$$

We now proceed to investigate the consequences of having H_1^0 and A_1 as degenerate scalar dark matter candidates. First, we must ensure that the chosen particles satisfy experiments searching for dark matter, and their interactions with ordinary matter. Searches for dark matter fall into three categories: (i) direct detection, where dark matter is observed through possible scattering events with baryonic matter such as protons and neutrons making up atomic nuclei in the detectors; (ii) indirect detection, where dark matter particles annihilate into SM particles such as photons, positrons, antiprotons etc; and (iii) production at colliders, where dark matter particles are created from colliding of SM particles. (See the review [31]).

In direct detection, experiments aim to detect nuclear recoils emerging from collisions between dark matter particles and a detector target, such as Xenon. Discriminating the signal emerging from dark matter particles from the background requires concentrating on characteristic signatures of dark matter, such as the energy dependence or the annual modulation of the signal [32]. From the non-observation of the signal, stringent bounds were imposed on the nucleon scattering cross section of the DM particle in both spin-independent (SI) and spin-dependent (SD) cross sections. Only the former is applicable here, as scalars are spinless. Several experiments such as XENON [5], LUX [6], PANDA [7], and PICO [8, 9] have set stringent limits on dark matter particle masses based on non-observation of signals.

Complementary to direct detection, indirect detection of dark matter relies on detection of photons and/or electrons or positrons as products of annihilating dark matter particles. Ideal targets are those where the dark matter density is high and the background from astrophysical processes is small or well known, such as galaxy clusters, making the Galactic Centre of the Milky Way a fertile ground for H.E.S.S [33] and Fermi-LAT [34] experiments.

Collider experiments focus on production of dark matter particles in colliders like the LHC in association with other SM particles. In such case, the DM would not be detected and become part of the missing information. This is much like the information that would lost in events with neutrinos in the final state. From the measurement of missing transverse momentum and energy, one can infer the presence of these missing particles. We shall discuss possible LHC signatures in the scenario discussed here in Sec. 4.

To explore the viability of H_1^0 and A_1 as dark matter candidates, we first investigate the amount of thermal relic abundance of dark matter, aiming to restrict the parameter space based on agreement with the measured cosmological dark matter density. For this, we use the implementation of the ALRM into **FeynRules** [20, 35], which encodes the information on the particle content of the model and then link this to **MicrOmegas** package [36], which calculates relic abundance, and direct and indirect cross sections relevant to dark matter. In the early universe H_1^0 and A_1 would have been produced in abundance, and they were in thermal equilibrium. However, as the Universe cooled down and the temperature came down to near the mass of the dark matter, the annihilation process became more relevant and the reactions fell out of equilibrium, resulting in a fall of the number density of the dark matter. This continued until the reaction rate is larger than the Hubble expansion parameter. Beyond this temperature, the number density of the dark matter remains the same. This freeze-out and the remaining relic abundance of the dark matter thus depends crucially on the annihilation reactions and their cross sections. The total dark matter relic density obtained from the anisotropy in the cosmic microwave background radiation (CMBR) measured by the Planck experiment is, $\Omega_{DM}^{obs} h^2 = 0.120 \pm 0.001$ [4], where h is the dimensionless Hubble constant. An immediate goal of the present study is to find the parameters of the model that give the right annihilation cross section so as to obtain the required relic density. The annihilation channels available depend on the mass of the dark matter candidates (H_1^0 and A_1). Only channels where sum of the masses of the final states is smaller than $2M_{H_1^0}$ will contribute. Table 2 lists all the annihilation channels for different ranges of $M_{H_1^0} = M_{A_1}$. We restrict our study to $M_{H_1^0}$ up to 2 TeV, which is much lighter than the Z' , and therefore channels with Z' in the final state are irrelevant here.

$M_{H_1^0}$ (GeV)	Annihilation Channels
$M_{H_1^0} < M_h$	$H_1^0 H_1^0 \rightarrow WW, ZZ, GG, \gamma\gamma, b\bar{b}$
$M_h < M_{H_1^0} < m_t$	$H_1^0 H_1^0 \rightarrow WW, ZZ, GG, \gamma\gamma, b\bar{b}, hh$
$m_t < M_{H_1^0} < M_{H_1^\pm}$	$H_1^0 H_1^0 \rightarrow WW, ZZ, GG, \gamma\gamma, b\bar{b}, hh, t\bar{t}$
$(M_{H_1^\pm} + M_W) < 2M_{H_1^0}$	$H_1^0 H_1^0 \rightarrow WW, ZZ, GG, \gamma\gamma, b\bar{b}, hh, t\bar{t}, W^\pm H_1^\mp$

Table 2. Annihilation channels for H_1^0 for different scalar dark matter masses.

We consider the following independent parameters: α_1 , $\alpha_2 = \alpha_3$, λ_2 , $\tan\beta$ and masses of all exotic particles. Other parameters and the VEV's are fixed in terms of these parameters. For our numerical study, we fix $\tan\beta = 2.0$, $\lambda_2 = -0.1$, $\alpha_1 = 0.1$, $\alpha_2 = \alpha_3 = 0.1$ and perform a scan over range of masses as given in Table 3. We import this scan into **MicrOmegas** to obtain the relic density and cross sections relevant to direct and indirect detection experiments. In a broader parameter range scan, the results of which are not discussed here, we found that only cases with H_1^0 and scotino being closely degenerate lead to the required relic abundance. This is due to the role played by the co-annihilation channels in the freeze-out mechanism. Furthermore, we take n_τ as the lightest scotino, as

Parameter	Range
$M_{H_1^0} = M_{A_1}$	(100 – 2000) GeV
$M_{H_2^\pm} - M_{H_1^0}$	(10 – 60) GeV
$m_{q'} - M_{H_1^0}$	(200 – 500) GeV
$m_{n_\tau} - M_{H_1^0}$	(0.001 – 1) GeV
λ_3	(1.0 – 2.0)
v'	(1.9 – 35) TeV
$ \mu_3 $	(100 – 2000) GeV

m_{n_e} and m_{n_μ}	
Case (i) (degenerate)	$m_{n_e} = m_{n_\mu} = m_{n_\tau}$
Case (ii) (small splitting)	$(m_{n_e} = m_{n_\mu}) - m_{n_\tau} = \text{Range (10 keV - 20 MeV)}$
Case (iii) (large splitting)	$(m_{n_e} = m_{n_\mu}) - m_{n_\tau} = \text{Range (100 MeV - 10 GeV)}$

Table 3. Range of masses considered for the scan in the scalar dark matter case, with $q' = d', s', b'$. Three different cases of neutrino mass hierarchy are considered. Choosing n_τ as the lightest scotino enhances signals in the collider studies, as discussed in Sec. 4.

in the collider study τ channel has the advantage of having larger Yukawa coupling. We consider three different mass hierarchies between the scotinos; *i.e.* (i) $m_{n_e} = m_{n_\mu} = m_{n_\tau}$, (ii) $(m_{n_\mu}, m_{n_e}) - m_{n_\tau} \sim 10 \text{ keV} - 20 \text{ MeV}$, and (iii) $(m_{n_\mu}, m_{n_e}) - m_{n_\tau} \sim 100 \text{ MeV} - 10 \text{ GeV}$, separately. These three cases are identified, respectively, by greenish yellow, green and magenta dots in Fig. 1 and 2.

In Fig. 1 we show the relic density and cross sections for direct detection (in a log plot) against $M_{H_1^0}$. On the left-hand side, the plot gives the relic density, with horizontal lines representing the Planck constraints within 1σ . The middle plot shows the direct detection results, compared to the results from the XENON [5] and PICO [8, 9], while in the right-handed plot we keep only the points that satisfy *both* direct detection and relic density constraints. The figure indicates that points corresponding to all Cases in Table 3 satisfy both constraints, with the region of light and heavy H_1^0 being favoured by either degenerate, or small splitting among scotinos, while the region of intermediate $M_{H_1^0}$ is preferred by larger mass splittings among scotinos. In all cases, we choose the scotino masses to be almost degenerate with scalar masses to enhance annihilations and yield correct relic density. For this analysis, we found the relic abundance to be sensitive to variations in $\tan \beta = \frac{v_2}{v_L}$, while much less so to $\lambda_1, \lambda_2, \alpha_1, \alpha_2$ and α_3 . For our analysis, we optimized the choice of $\tan \beta = 2$ as it allows for lighter DM masses to satisfy the relic conditions.

In Fig. 2 we plot the results of our analysis on indirect scalar dark matter detection, with the photon flux versus dark matter mass. All the points in the plots obey indirect detection bounds from Fermi-LAT [34], while the black points satisfy relic, direct and

indirect detection bounds together. This figure shows that, for all scotino mass splittings considered here, (i)–(iii), photon flux bounds from indirect detection are consistent with a large region of the parameter space, indicating that a significant range of masses for both the H_1^0/A_1 dark matter candidates and the scotino splittings satisfy all experimental constraints.

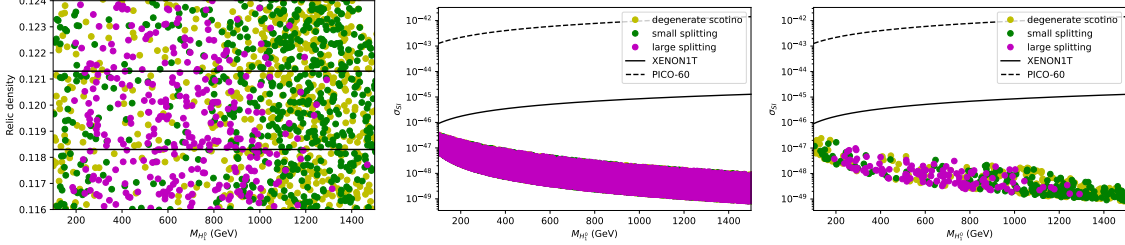


Figure 1. (Left): Relic density vs. $M_{H_1^0}$ with horizontal black lines showing 1σ range $\Omega_{DM}^{obs} h^2$. (Middle): Direct detection cross section plotted against $M_{H_1^0}$, along with bounds from XENON1T (in black solid) and PICO experiments (in black dashed). As the direct detection cross sections are independent of scotino masses, all the three cases overlap. (Right): Direct detection cross section plotted against $M_{H_1^0}$, with points satisfied by Ω_{obs} within 1σ . Different colours correspond to different scotino mass hierarchy with Case (i) (greenish yellow), Case (ii) (green) and Case (iii) (magenta) given in Table 3.

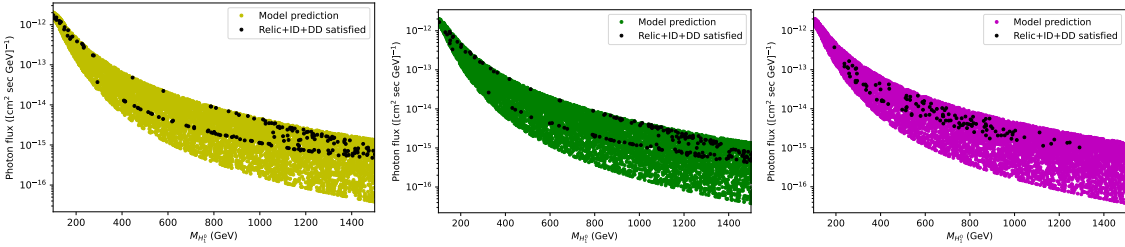


Figure 2. Indirect detection restrictions case with the photon flux versus dark matter mass for Case (i) - degenerate scotino mass scenario (Left), Case (ii) - small mass splitting (Middle), and Case (iii) - large mass splitting (Right). All points satisfy constraints from Fermi-LAT [34], while the black dots are also consistent with relic density + DD restrictions imposed by PICO-60 as well as XENON1T experiments (Fig. 1).

We now turn to analyzing the parameter space available for the fermionic candidates for dark matter, restricted by relic abundance, direct detection cross section, and indirect detection experiments.

3.2 Scotino Dark Matter

An alternative to the above scalar dark matter scenario is to assume that one of the scotinos is the lightest R -parity odd particle. We shall chose n_τ scotino as the dark matter candidate. This is because it is more promising for collider studies (see Sec. 4). The other two, n_e and

n_μ can be (i) degenerate with n_τ , or have hierarchical mass. In the non-degenerate case, we shall consider two different cases *i.e.* (ii) small mass splittings with $(m_{n_\mu}, m_{n_e}) - m_{n_\tau} \sim 10 \text{ keV} - 20 \text{ MeV}$, or (iii) large mass splitting with $(m_{n_\mu}, m_{n_e}) - m_{n_\tau} \sim 100 \text{ MeV} - 10 \text{ GeV}$. These three scenarios are indicated by the same colour-coded dots as in the scalar DM case reported in the previous subsection (Sec. 3.1). In this section, R -parity odd scalars, H_1^0 and A_1 are taken to be heavier with a mass splitting of around 100 GeV with n_τ . Smaller mass splittings are found to not yield the required relic density. The relevant annihilation channels are listed in Table 4.

n_τ Annihilation Channels
$n_\tau \bar{n}_\tau \rightarrow \ell \bar{\ell}, \nu \bar{\nu}, q \bar{q}, WW, ZZ, Zh, ZH_1^0, ZA_1^0, hh$

Table 4. Annihilation channels for n_τ . A specific channel will be available as long as the total mass of the final state is smaller than $2m_{n_\tau}$.

We perform a scan over the parameter region with the couplings, which do not affect the DM annihilation, fixed, and varying the masses of particles involved. The values of the parameters used and the range of masses considered are given in Table 5.

Parameter	Range (GeV)
m_{n_τ}	(100 – 2000)
$m_{q'} - m_{n_\tau}$	(200 – 500)
$M_{H_2^\pm} - M_{H_1^0}$	(10 – 70)
v'	(1900 – 35000)

m_{n_e} and m_{n_μ}	
Case (i) (degenerate)	$m_{n_e} = m_{n_\mu} = m_{n_\tau}$
Case (ii) (small splitting)	$(m_{n_e} = m_{n_\mu}) - m_{n_\tau} = \text{Range (10 keV - 20 MeV)}$
Case (iii) (large splitting)	$(m_{n_e} = m_{n_\mu}) - m_{n_\tau} = \text{Range (100 MeV - 10 GeV)}$

$\tan \beta = 2.0, \lambda_2 = -0.1, \lambda_3 = 1.6, \alpha_1 = 0.1, \alpha_2 = \alpha_3 = 0.1, v_L = 5 \text{ GeV}, \mu_3 = -320 \text{ GeV}$

Table 5. Range of masses considered for the scan in the scotino dark matter case, with $q' = d', s', b'$. Three different cases of neutrino mass hierarchy are considered. n_τ is taken as the lightest, which would be important for the collider studies as discussed in Sec. 4.

In Fig. 3 we plot the relic density and the direct detection cross section, as a function of the scotino dark matter masses. On the plot at the left, we show the relic density, required to be within the horizontal lines representing 1σ consistency with the measurements at the Planck experiment [4]. The middle plot shows the parameter space restricted by the

XENON [5] and PICO [8, 9] experiments, while on the right, we indicate regions of the parameter space satisfying both direct detection and relic density constraints. As in the case of scalar dark matter, points with degenerate masses, small or larger mass splittings among the scotinos satisfy both constraints, but the masses are required to be $m_{n_\tau} > 500$ GeV for PICO alone, while $m_{n_\tau} > 1250$ GeV for the combined requirements of XENON1T and PICO.

The relic is sensitive to $v' = \sqrt{v_2^2 + v_R^2}$, as $Y_{n_\tau} = \frac{m_{n_\tau}}{v_R} \sim \frac{m_{n_\tau}}{\sqrt{v'^2 - v_2^2}}$, so we have varied both $v' \in [1.9, 35]$ TeV and m_{n_τ} . This dependence can be understood as follows : for a fixed scotino DM mass, if the v' increases within the above-mentioned range, the Yukawa couplings decrease; thus the cross-section mediated by corresponding Higgs bosons would decrease and relic density increases. Moreover, for fixed v' , if we increase scotino DM mass, the relic density for these associated channels decreases. But unlike the case of scalar dark matter, the relic is insensitive to variations in $\tan\beta$ or to the scalar couplings. To check

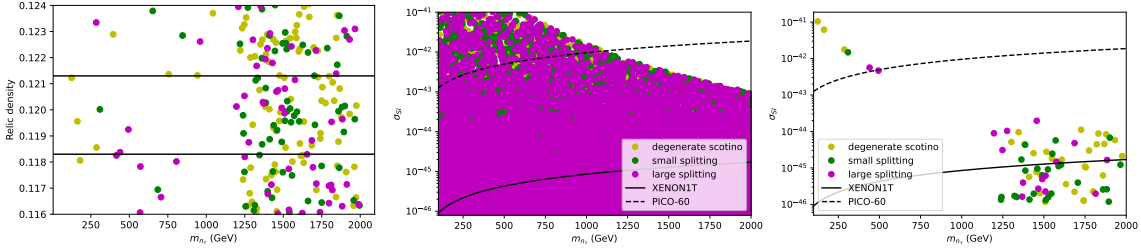


Figure 3. (Left): Relic density vs. m_{n_τ} with horizontal black lines showing 1σ range $\Omega_{DM}^{obs} h^2$. (Middle): Direct detection cross section against m_{n_τ} , along with bounds from XENON1T (in black solid) and PICO experiments (in black dashed). (Right): Direct detection cross section against m_{n_τ} , with points satisfied by Ω_{obs} within 1σ . Different colours correspond to different scotino mass hierarchy with Case (i) - degenerate scotino mass scenario (greenish yellow), Case (ii)- small mass splitting (green) and Case (iii) - large mass splitting (magenta) given in Table 3.

compatibility with indirect detection experiments, we plot the photon flux as a function of the scotino mass in Fig. 4. Here again, the greenish yellow points (for degenerate scotino masses), green points (for small mass splittings among scotinos) and magenta points (for large scotino mass splittings) represent regions of parameter space that satisfy indirect detection bounds, while the black asterisks are a subset of these points, which are consistent with relic density bounds and direct detection constraints.

3.3 Degenerate Scalar-Scotino Dark Matter

The case where the scalar and scotino masses are the same represents the mixed/degenerate dark matter scenario. We have analyzed this case in detail and found it to be indistinguishable from the scalar dark matter scenario. The reason is that, for the case of scalar dark matter, the scotino masses had to be chosen to be almost degenerate with the DM scalar masses to yield the correct relic density. Thus the degenerate case introduces no new phenomenological features and we shall not investigate it further.

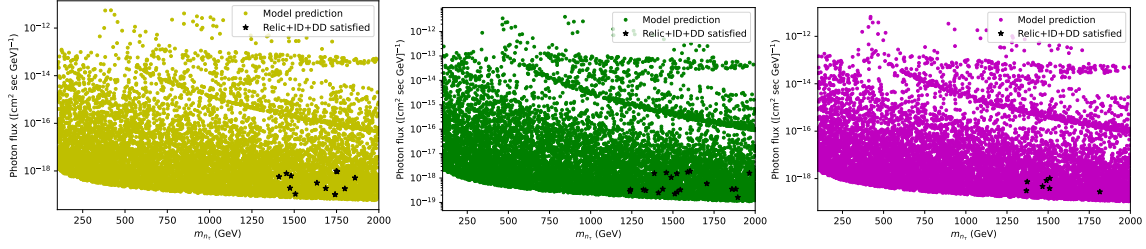


Figure 4. Indirect detection restrictions for scotino dark matter. The photon flux versus dark matter mass with Case (i) - degenerate scotino mass scenario (Left), Case (ii) - small mass splitting (Middle), and Case (iii) - large mass splitting (Right). All points satisfy constraints from Fermi-LAT [34], while the black asterisks are also consistent with relic density + direct detection restrictions from PICO-60 and XENON1T experiments.

4 Discriminating amongst the different scenarios at the LHC

We shall now analyze the signatures of the model at the LHC, through the direct production of the additional particles present beyond the SM within the two distinct dark matter scenarios presented above. The spectrum beyond the SM has two heavy charged scalars, two neutral pseudoscalars, and three neutral scalar particles plus the right-handed charged and neutral gauge bosons, W_R and Z' , as well as the exotic fermions, d' , n and ν_R .

Exotic quark masses are constrained by experimental bounds. Searches for additional quarks have concentrated on vector-like states, as additional hierarchical quark states conflict with the Higgs gluon fusion data. We briefly review the searches here. Vector-like quarks were searched for at ATLAS [37–41] and CMS [42–46], focusing mainly on the pair-production mode. Mass limits were also obtained from differential cross sections measurements at the LHC [37]. The most stringent limits at 95% confidence level (CL) on masses depend on the assumed branching ratio (BR) configuration: for 100% BR for the decay $b' \rightarrow Wt$ masses up to 1.35 TeV are excluded, while for 100% BR for $b' \rightarrow Zb$ and $b' \rightarrow Hb$, b' masses up to 1.39 TeV and 1.5 TeV, respectively, are excluded [42]. The most recent study at ATLAS [47] looks at pair production of b' quarks in events with at least two electrons or muons, where at least two same-flavour leptons with opposite-sign charges originate from the decay of the Z boson, and where various branching ratios for the decay into a Z, W or H boson and a third-generation quark are considered. Mass limits of $m_{b'} > 1.42$ TeV for singlets, and $m_{b'} > 1.20$ TeV for doublets are obtained.

While these searches do not apply exactly to the exotic quarks in ALRM (which are part of doublets, but with exotic quantum numbers), for our benchmarks we set conservative mass limits on the exotic fermions, $m_{q'} > 1.45$ TeV, $q' = d', s', b'$. The masses of scalar particles are given in Sec. 3.1. The masses of fermions can be set independently from the other sectors. In principle, all these particles can be produced at the LHC in pairs, in association with each other, or with other SM particles, as long as R -parity is conserved.

As the model depends on several parameters, we choose two benchmarks corresponding to the scalar dark matter case, **BP1** and **BP2**, and two for the scotino dark matter, **BP3**

and **BP4**, to showcase our results. These benchmarks are parameter points which satisfy dark matter constraints, are consistent with the analysis in the previous subsections 3.1 and 3.2, and show some promise toward being observed at the LHC. For this, the masses of the new particles are set such that the DM candidates (the lightest scalar and/or pseudo-scalar and the scotinos) are in the $\mathcal{O} \sim 1$ TeV range. Note that, while the Higgs masses could be in the sub-TeV range, correct relic density is obtained only for the case where they are almost degenerate in mass with the scotinos. As dark matter constraints require the scotino masses to be $m_{n_\tau} > 1250$ GeV, this pushes the Higgs masses in the TeV region as well. Similarly, the lightest charged Higgs bosons and the exotic down-type quarks are also chosen to have masses in the $\mathcal{O} \sim 1$ TeV range. This enhances their production, followed then by the cascade decay down to the DM plus other SM particles. Note that for the scotino cases, we take the tau scotino as the LSP to enhance production rates due to the larger Higgs- τ Yukawa coupling. (Note that in **BP1** and **BP2** the scotino and scalar masses are almost degenerate, to enhance co-annihilation as discussed in Sec. 3.1.)

The presence of charged Higgs bosons and exotic quarks in the low-TeV range of mass presents the possibility that their presence can be explored at the LHC. On the other hand the new gauge bosons W_R are expected to be a few TeV in mass so as to respect the existing LHC limits on Z' dilepton decays [29]. This bound is satisfied by all the points we have considered in the DM analysis. The values for the model parameters corresponding to benchmark points **BP1**, **BP2**, **BP3** and **BP4**, satisfying all the DM constraints from the study in Sec. 3.2 are given in Table 6. With these choices for the parameters, the

BP's	$\tan \beta$	v_R (TeV)	λ_2	λ_3	α_1	$\alpha_2 = \alpha_3$	μ_3
BP1	2	12.9	-0.1	1.2	0.1	0.1	-100
BP2	3	14.4	-0.1	1.4	0.01	0.1	-340
BP3	2	14	-0.001	1.6	0.1	0.1	-320
BP4	10	13	-0.01	1.6	0.1	0.1	-2800

	Masses in GeV						
BP's	$M_{H_1^0} = M_{A_1^0}$	m_{n_τ}	m_{n_μ}	m_{n_e}	$m_{d'}$	$m_{s'}$	$m_{b'}$
BP1	1230	1230.004	1230.085	1230.453	1465	1704	1712
BP2	1428	1428.039	1428.481	1428.868	1764	1877	1902
BP3	1258.51	1210	1215	1220	1600	1700	1800
BP4	1603.97	1395	1399	1402	1600	1700	1800

Table 6. Benchmark points compatible with the scalar (**BP1** and **BP2**) and scotino (**BP3** and **BP4**) DM constraints, selected for the study of collider effects.

masses of right-handed gauge bosons and the other heavy scalars corresponding to the above **BP**'s are listed in Table 7. The choice for the masses of new particles such that the DM candidates (the lightest scalar and/or pseudo-scalar and the scotinos) in the low

BP's	Masses in GeV							DM Relic
	$M_{H_1^\pm}$	$M_{H_2^\pm}$	$M_{A_2^0}$	$M_{H_2^0}$	$M_{H_3^0}$	$M_{W_R^\pm}$	$M_{Z'}$	Ωh^2
BP1	1515.839	1277	1515.882	1517.035	20137.437	4212	5054.39	0.119
BP2	1520.740	1471	1520.912	1520.042	21750.899	4687.23	5624.63	0.121
BP3	2814.18	1258.67	2814.24	19799.5	2814.72	4571.56	5485.88	0.120
BP4	16123.30	1604.60	16123.30	23255.30	16123.10	4245.22	5094.27	0.119

Table 7. Masses of the gauge bosons and heavy scalars corresponding to the four Benchmark Points considered in this study.

TeV range, the lightest charged Higgs also arranged to also have masses in the same range, facilitates the production of these latter degrees of freedom, which then decay into the DM and other SM particles.

For production mechanisms, the only available processes are the pair productions of $q'\bar{q}'$ (with $q' = d', s', b'$), $H_2^+ H_2^-$ and $W_R^+ W_R^-$ at the LHC with centre of mass energy 14 TeV and high luminosity, as these particles have negative R -parity, necessary for decay into the lightest R -parity negative particle. The corresponding cross sections are listed in Table 8. For the scalar DM, the dominant cross section comes from $pp \rightarrow \bar{q}' q'$, while for the scotino DM case, the only viable process is the charged Higgs pair production, since the gauge bosons W_R are heavy³. In Table 8, the dash – means that the cross section is not important for the **BP** under consideration. The relevant decay branching fractions of

Processes	Cross section (fb)			
	BP1	BP2	BP3	BP4
$pp \rightarrow \bar{d}' d'$	32.1	6.3	–	–
$pp \rightarrow \bar{s}' s'$	8.7	3.5	–	–
$pp \rightarrow \bar{b}' b'$	8.3	3.1	–	–
$pp \rightarrow H_2^+ H_2^-$	–	–	8.341	0.7918
$pp \rightarrow W_R^+ W_R^-$	–	–	9.64×10^{-7}	4.96×10^{-8}

Table 8. Cross sections of the pair production of exotic quarks, lightest charged Higgs and the right-handed charged gauge bosons at the 14 TeV LHC for the four different **BP**'s considered.

q' and H_2^+ are given in Table 9.

For the case of scalar DM we consider benchmarks **BP1** and **BP2** and study $pp \rightarrow q' \bar{q}'$, with $q' \rightarrow b H_1^0/A_1$. The light quark decay channels are negligible compared to the b decay channel. The final state is thus $b\bar{b}$ DM DM, with $DM = (H_1^0/A_1)$ not detected, and

³The same is true for the production cross section $pp \rightarrow W_R^\pm H_2^\mp$ which is much smaller than that of $pp \rightarrow H_2^+ H_2^-$. Further, we do not include processes like $pp \rightarrow q' \bar{q}'$ with $q' \rightarrow H_2^- u \rightarrow \tau n_\tau u$, considering its large jet multiplicity.

Scalar DM			Scotino DM		
Channel	BR (%)		Channel	BR (%)	
	BP1	BP2		BP3	BP4
$d' \rightarrow b H_1^0/A_1^0$	70.7	65.1	$H_2^+ \rightarrow \tau n_\tau$	96.0	87.7
$s' \rightarrow b H_1^0/A_1^0$	56.3	55.9	$H_2^+ \rightarrow \mu n_\mu$	2.1	7.4
$b' \rightarrow b H_1^0/A_1$	55.7	55.2	$H_2^+ \rightarrow e n_e$	1.9	4.9

Table 9. Branching fractions of the exotic quark decay to b quark, and the charged scalar to the leptonic channels, relevant for the four different **BP**'s considered.

we consider the SM background $pp \rightarrow b\bar{b} \nu\bar{\nu}$, where we sum over the neutrino flavours ($\nu = \nu_e + \nu_\mu + \nu_\tau$) and assume b -tagging. The differences in cross sections between **BP1** and **BP2** are due to the differences in the masses of the exotic quarks, assumed heavier in **BP2** than in **BP1**.

For the case of scotino dark matter, we consider the production chain $pp \rightarrow H_2^+ H_2^-$, followed by the decay $H_2^\pm \rightarrow n_\tau \tau^\pm$ (with the τ scotino as the lightest to enhance production rates due to the larger Higgs- τ Yukawa coupling), leading to the final state process $pp \rightarrow H_2^+ H_2^- \rightarrow n_\tau n_\tau \tau^+ \tau^-$. The decay rates for $H_2^\pm \rightarrow n_\tau \tau^\pm$ for **BP3** and **BP4** are included in Table 9. We limit our feasibility study to the parton level, and consider the SM background $pp \rightarrow \nu\bar{\nu} \tau^+ \tau^-$. The corresponding cross sections for the signal and background for **BP1**, **BP2**, **BP3** and **BP4** are listed in Table 10.

Processes	Cross section (fb)			
	BP1	BP2	BP3	BP4
$pp \rightarrow q'q' \rightarrow b\bar{b} (H_1^0/A_1) (H_1^0/A_1)$	20.3	3.7	—	—
$pp \rightarrow \bar{\nu}\nu b\bar{b}$	204630			
$pp \rightarrow H_2^+ H_2^- \rightarrow n_\tau n_\tau \tau\tau$	—	—	5.52	0.58
$pp \rightarrow \bar{\nu}\nu \tau\tau$	506.11			

Table 10. Cross section times BR for the selected channel and the corresponding SM background at the 14 TeV LHC for the four chosen **BP**'s.

For the collider analysis, we used **MadGraph5** [48] and **MadAnalysis5** [49] to generate events with the input parameters corresponding to the **BP**'s considered. We use the parameters as defined in the software, before imposing our cuts to enhance the signal over the background.

First we analyze the scalar dark matter case. Considering a cut and count method to improve the signal significance, in Table 11 and 12 we give the number of signal and background events and the corresponding significance at each stage of selection, for an

integrated luminosity of 300 fb^{-1} . The significance is defined as

$$S = \frac{N_{\text{signal}}}{\sqrt{N_{\text{signal}} + N_{\text{background}}}}, \quad (4.1)$$

and it yields a sufficiently large significance even at the early stages of HL-LHC. However, this analysis does not include any detector effects, and possible additions to background from processes like $pp \rightarrow bb$, $bbjj$, jj , $jjjj$, which can mimic the final state of $bb + \cancel{E}_T$ when parton showering, jet formation and detector efficiencies are considered. We do not attempt a full analysis including these effects here. These effects could reduce the significance quoted in Table 11 and 12. For example, an assumed total event reconstruction efficiency of 30% and an increase in the background events by about 50% would change the final significance from 13.8 to 3.4 at the integrated luminosity of 300 fb^{-1} , in the case of **BP1**. In Fig. 5

Selection criteria (BP1)	Fiducial Cross section (fb)		Significance S @ 300 fb^{-1}
	Signal	Background	
Initial (no cut)	20.3	2046.6	7.7
reject : $E_T < 200 \text{ GeV}$	19.6	1175.6	9.8
reject : $E_T(b) < 100 \text{ GeV}$	18.1	777.5	11.1
reject : $\cancel{E}_T < 100 \text{ GeV}$	16.2	464.6	12.8
reject : $-1.5 < y(b) < 1.5$	15.1	341.4	13.8

Table 11. Fiducial cross section of the signal ($pp \rightarrow d'd' \rightarrow bb H_1^0 H_1^0 / A_1 A_1$) and the SM background ($pp \rightarrow bb\nu\nu$) corresponding to **BP1** at 14 TeV LHC, with and without the selection criteria considered, and the signal significance at the HL-LHC.

we show the relevant kinematic distributions for **BP1**. The first column refers to the case before the selection criteria are applied, while second column corresponds to the signal and background events, after the listed selection cuts are applied. We repeat the same analysis for **BP2**. The cuts implemented are given in Table 12 and the plots corresponding to signal and background events before and after cuts are shown in Fig. 6.

The above analysis illustrates that HL-LHC can potentially discover the presence of exotic quarks that appear in the ALRM version considered in this study, even at 300 fb^{-1} .

Turning to the scotino DM case, we analyze the signal and background. Defining the signal significance as in Eq. 4.1, the fiducial cross sections and the signal significance corresponding to the integrated luminosities of 300 fb^{-1} and 3000 fb^{-1} are given in Table 13.

In Fig. 7 (left column) we show some of the kinematic distributions normalized to an integrated luminosity of 3000 fb^{-1} for the benchmark **BP3**. We plot, in the left column (top to bottom): the total transverse energy $E_T = \sum_{\text{visible particles}} |\mathbf{p}_T|$, the rapidity y , the total transverse energy of the τ lepton, $E_T(\tau)$, and the missing transverse energy $\cancel{E}_T = \left| \sum_{\text{visible particles}} \mathbf{p}_T \right|$. We noticed that the signal events are mostly concentrated in a larger

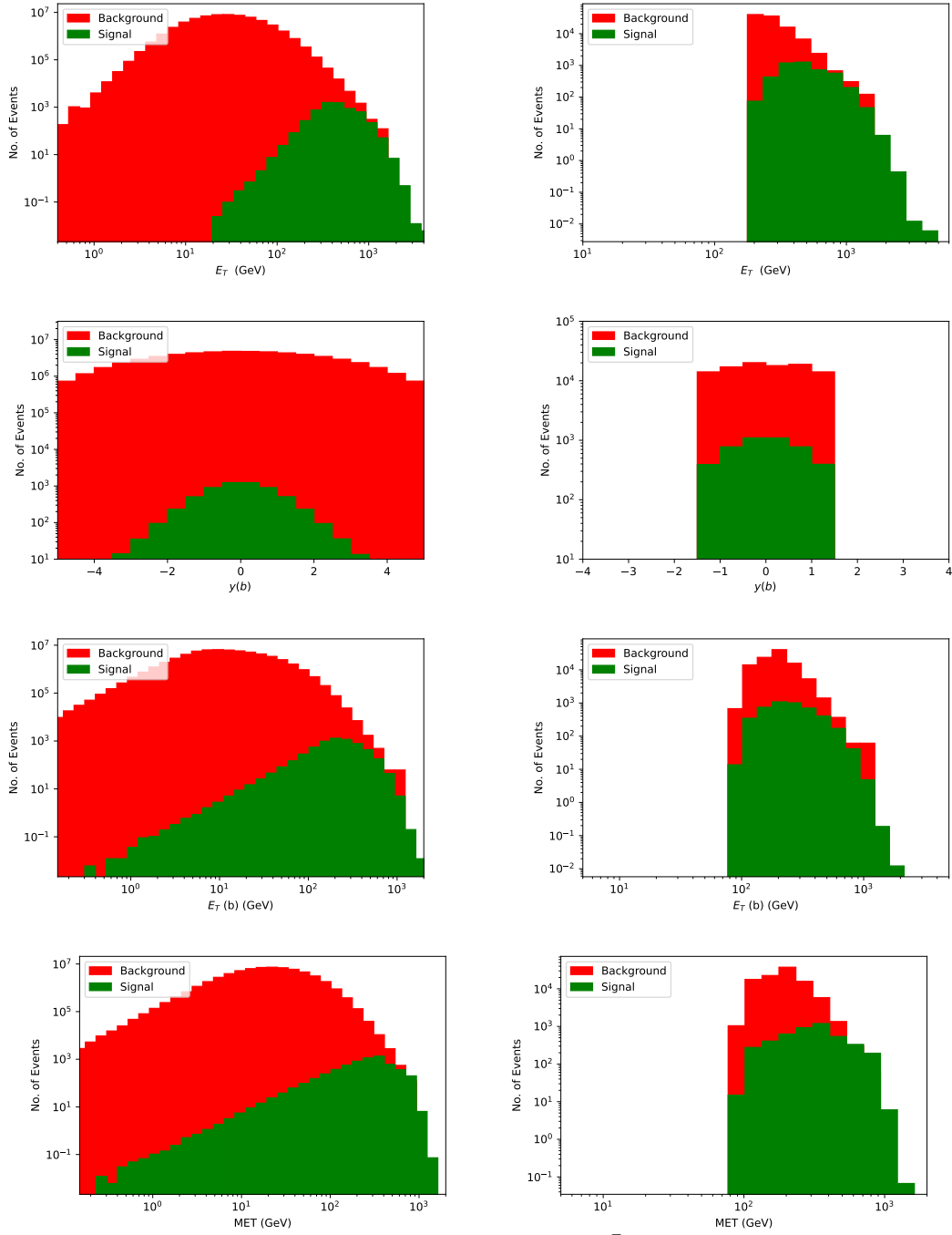


Figure 5. Parton level event distributions for $pp \rightarrow q'\bar{q}' \rightarrow \bar{b}bH_1^0H_1^0/A_1^0A_1^0$ for **BP1** normalized to an integrated luminosity of 300 fb^{-1} along with the SM background (in red), here q' represents all the exotic quarks i.e., d', s', b' . (Left column, top to bottom): the total transverse energy E_T , the rapidity y , the total transverse energy of the b quark, $E_T(b)$, and the missing transverse energy \cancel{E}_T , before cuts. (Right column, top to bottom): the same distributions after implementing the cuts in Table 11, which reduce the background.

Selection criteria (BP1)	Fiducial Cross section (fb)		Significance S @ 300 fb ⁻¹
	Signal	Background	
Initial (no cut)	3.7	2046.6	1.4
reject : $E_T < 200$ GeV	3.3	79.4	6.3
reject : $\cancel{E}_T < 200$ GeV	2.8	29.5	8.4
reject : $E_T(b) < 200$ GeV	2.4	16.4	9.4

Table 12. Fiducial cross section of the signal ($pp \rightarrow d'd' \rightarrow bb H_1^0 H_1^0 / A_1 A_1$) and the SM background ($pp \rightarrow bb\nu\nu$) corresponding to **BP2** at 14 TeV LHC, with and without the selection criteria considered, and the signal significance at the HL-LHC.

Selection criteria (BP3)	Fiducial Cross section (fb)		Significance, S	
	Signal	Background	at integrated luminosity	
			300 fb ⁻¹	3000 fb ⁻¹
Initial (no cut)	5.52	506.11		
reject : $ y(\tau) < 2.5$	0.096	0	5.39	16.98

Table 13. Fiducial cross section of the signal ($pp \rightarrow H_2^+ H_2^- \rightarrow \nu_\tau \nu_\tau \tau^+ \tau^-$) and the SM background ($pp \rightarrow \nu\nu\tau^+\tau^-$) corresponding to **BP3** at 14 TeV LHC, with and without the selection criteria considered, and the signal significance (Eq. 4.1) at the HL-LHC.

rapidity region, while the background is more or less evenly distributed in the central region, within $|y| < 2.5$, so we impose the cuts as in Table 13. We chose to highlight features of the τ^+ lepton, but similar results are obtained for the other τ lepton, τ^- . Exploiting this, we employ a rejection criteria of $|y| < 2.5$, to eliminate the background, while still keeping about 288 events at 3000 fb⁻¹ luminosity. Distributions after this event selection are given in Fig. 7 (right column).

The case of **BP4** is similar, with the cuts given in Table 14 and the event distributions given in Fig. 8. With the same selection criteria used in the case of **BP3** (rejecting events in the central rapidity region with $|y| < 2.5$) completely eliminates the background, but yields a cross section of only 0.01 fb and only 30 events at the highest luminosity 3000 fb⁻¹, with detector efficiencies estimated to be 20%.

Selecting an alternative cut, $E_T > 400$ GeV, the cross section is reduced to 0.2 fb cross section for the signal after cuts, corresponding to 595 events at 3000 b⁻¹. While these cuts do not eliminate the background, they reduce it to 2 fb corresponding to 5834 events. The significance is however larger than the case of rapidity cut eliminating the whole of background, 2.3 at 300 fb⁻¹ and 7.4 at 3000 fb⁻¹. We show the results for both cuts in Table 14, and give the plots for both the rapidity and for the transverse energy cuts in Fig. 8.

Note, however that observability of **BP3** is more likely than of **BP4** due to the larger

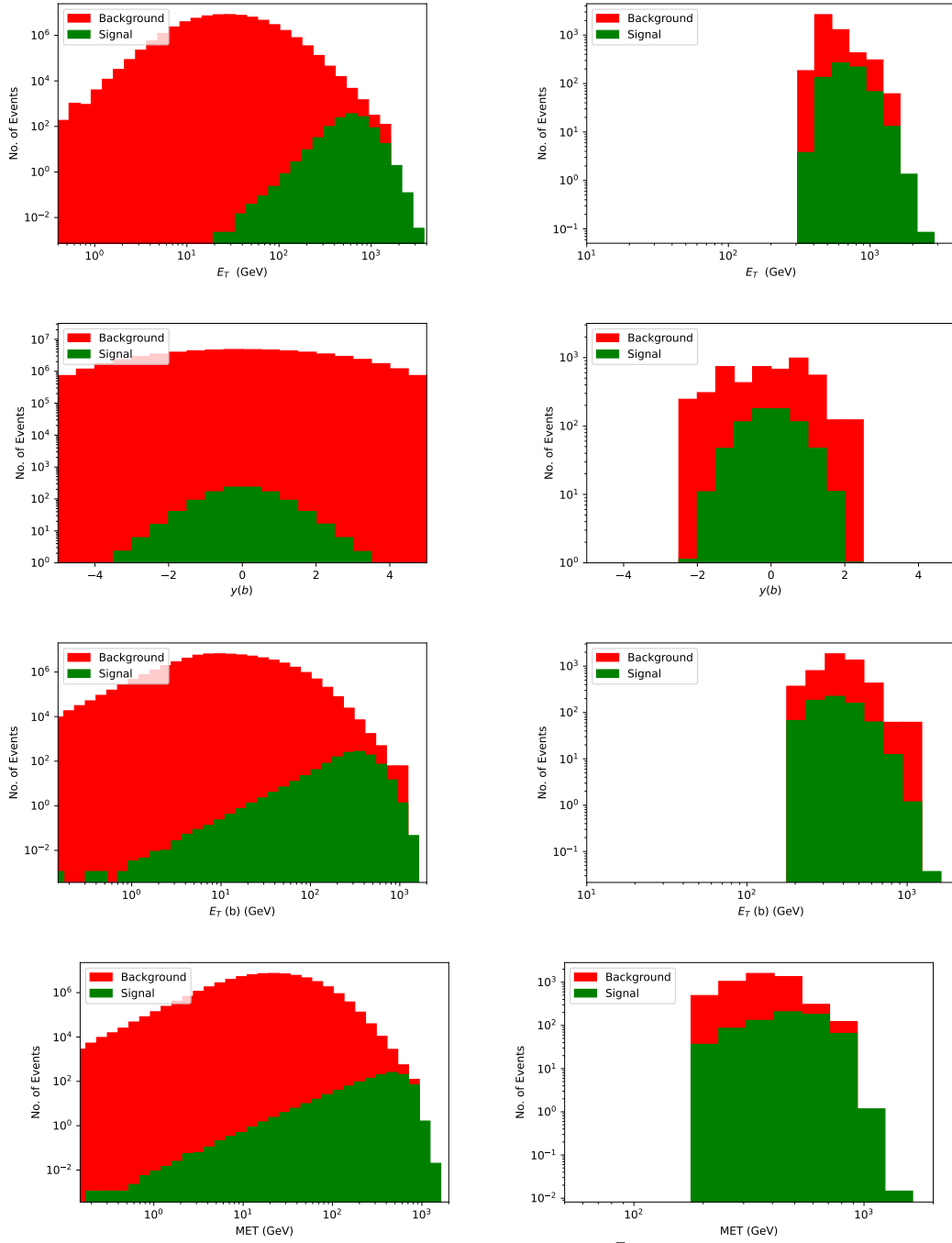


Figure 6. Parton level event distributions for $pp \rightarrow q'\bar{q}' \rightarrow \bar{b}bH_1^0H_1^0/A_1^0A_1^0$ for **BP2** normalized to an integrated luminosity of 300 fb^{-1} along with the SM background (in red), here q' represents all the exotic quarks i.e., d', s', b' . (Left column, top to bottom): the total transverse energy E_T , the rapidity y , the total transverse energy of the b quark, $E_T(b)$, and the missing transverse energy \cancel{E}_T , before cuts. (Right column, top to bottom): the same distributions after implementing the cuts in Table 12, which reduce the background.

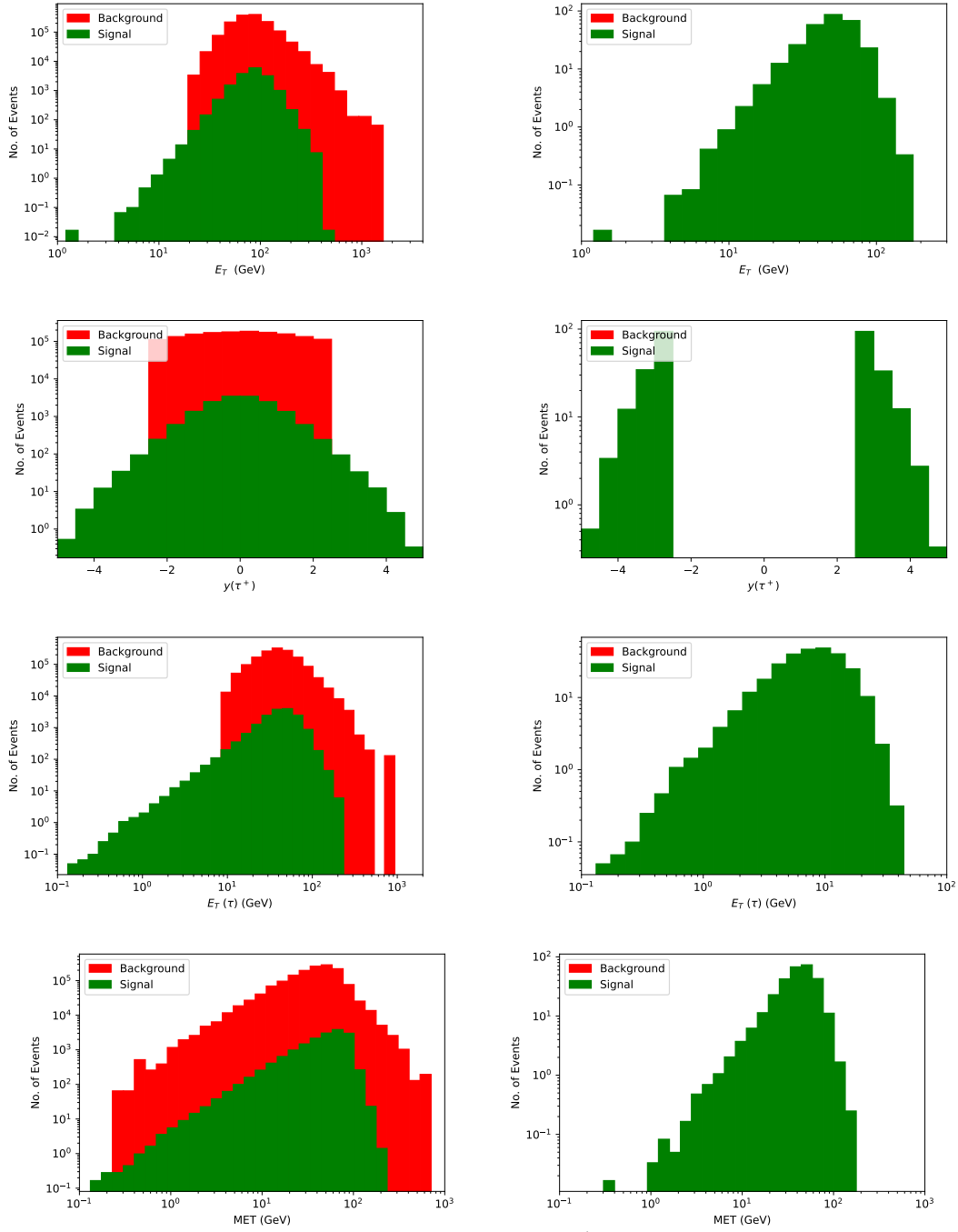


Figure 7. Parton level event distributions for $pp \rightarrow H_2^+ H_2^- \rightarrow n_\tau n_\tau \tau \tau$ for **BP3** normalized to an integrated luminosity of 3000 fb^{-1} along with the SM background (in red). (Left column, top to bottom): the total transverse energy E_T , the rapidity y , the total transverse energy of the τ^+ lepton, $E_T(\tau^+)$, and the missing transverse energy \cancel{E}_T , before cuts. (Right column, top to bottom): the same distributions after the selection criteria of $|y| > 2.5$, which eliminates the background.

corresponding cross section for $pp \rightarrow H_2^+ H_2^-$. This yields an increase of the number of events of **BP3** compared to **BP4**, and has a measurable impact on the signal significance.

Selection criteria (BP4)	Fiducial Cross section (fb)		Significance, S	
	Signal	Background	at integrated luminosity	
			300 fb ⁻¹	3000 fb ⁻¹
Initial (no cut)	0.58	506.11		
reject : $ y(\tau) < 2.5$	0.009	0	1.73	5.22
reject : $E_T < 400$ GeV	0.198	1.945	2.3	7.41

Table 14. Fiducial cross section of the signal ($pp \rightarrow H_2^+ H_2^- \rightarrow \nu_\tau \nu_\tau \tau^+ \tau^-$) and the SM background ($pp \rightarrow \nu \nu \tau^+ \tau^-$) corresponding to **BP4** at 14 TeV LHC, with and without two selection criteria considered, and the signal significance (Eq. 4.1) at the HL-LHC.

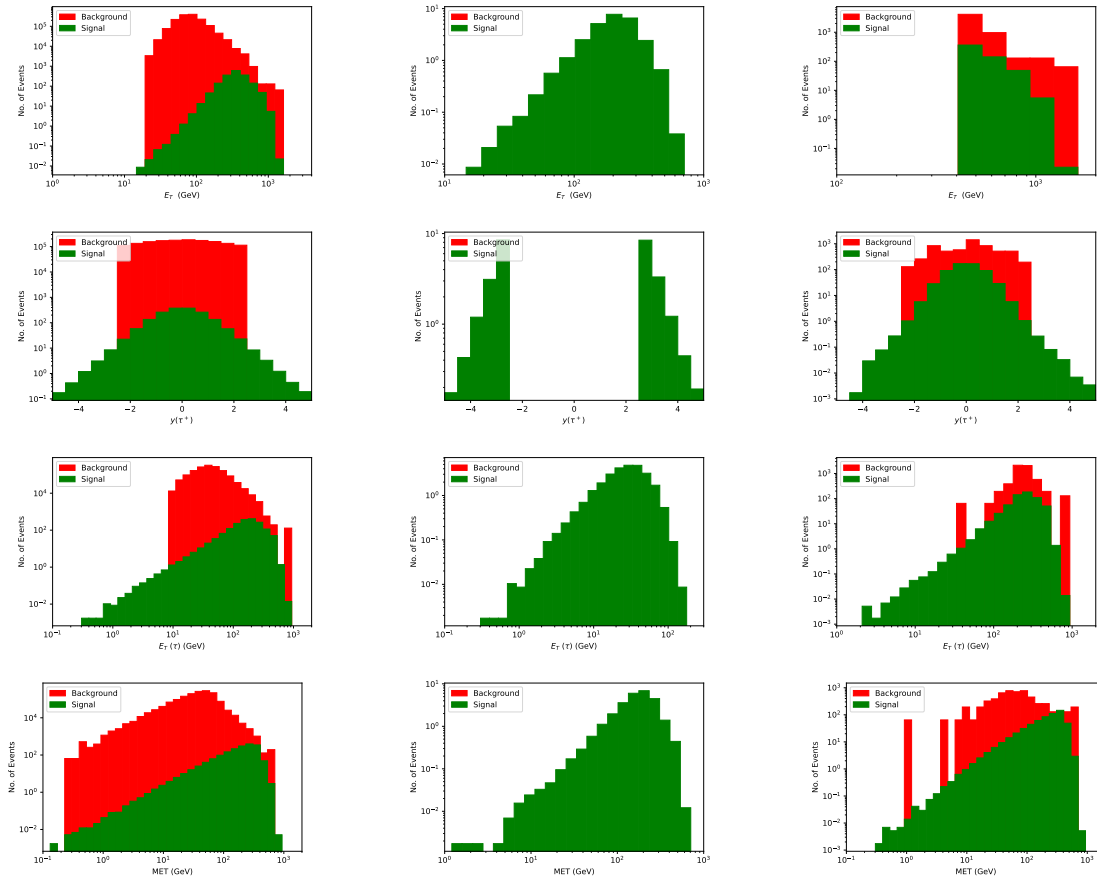


Figure 8. Parton level event distributions for $pp \rightarrow H_2^+ H_2^- \rightarrow n_\tau n_\tau \tau^+ \tau^-$ for **BP4** normalized to an integrated luminosity of 3000 fb⁻¹ along with the SM background (in red). (Left column, top to bottom): the total transverse energy E_T , The rapidity y , the total transverse energy of the τ^+ lepton, $E_T(\tau^+)$, and the missing transverse energy \cancel{E}_T before cuts. (Middle column, top to bottom): the same distributions after the selection criteria of $|y| > 2.5$, which eliminates the background. (Right column, top to bottom): the same distribution, after imposing the cut $E_T > 400$ GeV.

This feasibility study demonstrates that, under favourable conditions, the HL-LHC may be able probe the presence of H_2^+ around 1 TeV mass in this model within a few years of its run, while heavier ones need to wait for much larger integrated luminosity.

5 Conclusion

We examined the dark matter candidates in ALRM and the opportunity to observe signals compatible with these choices at the LHC. Introducing an additional $U(1)_S$ symmetry allows to define a generalized lepton number, while protecting the model against low energy flavor violation, and allows the additional Higgs bosons to be relatively light. In this scenario an R -parity arises naturally, as in supersymmetry, enabling us to distinguish among R -parity positive particles (which include all the SM particles) and R -parity negative particles, the lightest of which is stable and thus a candidate for dark matter. Depending on the mass hierarchy, the model allows either a scalar dark matter (neutral R -parity negative Higgs boson and pseudoscalar) or a fermion (scotino) dark matter.

We study the parameter space compatible with the dark matter relic density, and the direct and indirect dark matter experiments for these two possibilities separately to find compatible regions. While the scalar dark matter case accommodates lighter masses, the scotino case restricts the dark matter mass to be above a TeV. We note that while mixed scalar-fermion dark matter could exist, to yield the correct relic density, the scalar dark matter scenario requires the scotinos to be almost degenerate in mass with the DM candidate, and thus the mixed case resembles closely the scalar case. This approximate degeneracy means that constraints from dark matter experiments require both scalar and fermionic candidates to have masses in the TeV region. We find that in all scenarios, degenerate, or small and larger mass splittings among the scotinos can be accommodated, and we indicate the parameters sensitive to the experimental constraints and restrict the parameter space accordingly.

We follow the dark matter analysis by an exploration of the collider signature of the model. We devise four benchmarks, two for the scalar dark matter case, and two for the scotinos. The scalar dark matter could be probed by the production through two exotic quarks $pp \rightarrow d'\bar{d}'$, followed by the branching ratios into bH_1^0/A_1 (where H_1^0/A_1 is the DM candidate). This production-decay mode yields a relatively large number of signals, and even though the QCD background is much larger, cuts on the rapidity and transverse energy give a promising signal over background ratio for two representative sets of model parameter values presented in **BP1** and **BP2**. Even considering that the background can be much larger, and with conservative detector efficiencies, this signal can be probed at LHC with 300 fb^{-1} , and would be indicative of exotic d' quarks with masses in the TeV range.

The scotino benchmarks **BP3** and **BP4** also prove to be promising. Produced through $pp \rightarrow H_2^+ H_2^- \rightarrow n_\tau n_\tau \tau^+ \tau^-$ (with n_τ the dark matter candidate), the process also yields events that are much smaller than the corresponding background. However, a cut on the rapidity in the central region renders the signal above the background, with a significance of between 1.7 to 17 at the LHC operating at 14 TeV, with luminosity of $300\text{-}3000 \text{ fb}^{-1}$. For the second benchmark **BP4**, a cut on the transverse energy, while not eliminating the

background, yields a better signal significance. In particular, observing **BP3** is promising at 300 fb^{-1} , while **BP4** would be observable only at 3000 fb^{-1} . This signal would be indicative of the presence of charged Higgs bosons with masses the TeV region. While a more detailed collider study including realistic detector effects is beyond the scope of our work, our parton level simulations indicate the model shows some promise in finding signals for the lightest charged Higgs with mass in the TeV range with reasonable integrated luminosity, even accounting for detector efficiencies of 20-30%.

Acknowledgments

The work of MF has been partly supported by NSERC through grant number SAP105354. CM and SS acknowledge the Institute Postdoctoral Fellowship of IIT Bombay where most of the work was done. SS is partially funded for this work under the US Department of Energy contract DE-SC0011095. CM acknowledges the support from "The Scientific and Technological Research Council of Türkiye (TÜBİTAK) BİDEB 2232-A program" under project number 121C067 during his stay at METU and also thanks Ufuk Aydemir and the hospitality of METU guest house during the stay. The work of UAY is supported by an Institute Chair Professorship. The authors are grateful to Benjamin Fuks and Olivier Mattelaer for their help to resolve some issues related to model files implementation in **MadGraph**. CM and SS would also like to thank Songshaptak De for useful discussions on collider analysis.

References

- [1] M. Bartelmann and P. Schneider, *Weak gravitational lensing*, *Phys. Rept.* **340** (2001) 291–472, [[astro-ph/9912508](#)].
- [2] A. Lewis and S. Bridle, *Cosmological parameters from CMB and other data: A Monte Carlo approach*, *Phys. Rev. D* **66** (2002) 103511, [[astro-ph/0205436](#)].
- [3] PLANCK collaboration, N. Aghanim et al., *Planck 2018 results. V. CMB power spectra and likelihoods*, *Astron. Astrophys.* **641** (2020) A5, [[1907.12875](#)].
- [4] PLANCK collaboration, N. Aghanim et al., *Planck 2018 results. VI. Cosmological parameters*, *Astron. Astrophys.* **641** (2020) A6, [[1807.06209](#)].
- [5] XENON collaboration, E. Aprile et al., *Dark Matter Search Results from a One Ton-Year Exposure of XENON1T*, *Phys. Rev. Lett.* **121** (2018) 111302, [[1805.12562](#)].
- [6] LUX collaboration, D. S. Akerib et al., *Results from a search for dark matter in the complete LUX exposure*, *Phys. Rev. Lett.* **118** (2017) 021303, [[1608.07648](#)].
- [7] PANDAX-II collaboration, X. Cui et al., *Dark Matter Results From 54-Ton-Day Exposure of PandaX-II Experiment*, *Phys. Rev. Lett.* **119** (2017) 181302, [[1708.06917](#)].
- [8] PICO COLLABORATION collaboration, C. Amole, M. Ardid, I. J. Arnquist, D. M. Asner, D. Baxter, E. Behnke et al., *Dark matter search results from the complete exposure of the pico-60 C_3F_8 bubble chamber*, *Phys. Rev. D* **100** (Jul, 2019) 022001.

- [9] PICO COLLABORATION collaboration, C. Amole, M. Ardid, I. J. Arnquist, D. M. Asner, D. Baxter, E. Behnke et al., *Dark matter search results from the PICO–60 C_3F_8 bubble chamber*, *Phys. Rev. Lett.* **118** (Jun, 2017) 251301.
- [10] F. Gursey, P. Ramond and P. Sikivie, *A Universal Gauge Theory Model Based on E_6* , *Phys. Lett. B* **60** (1976) 177–180.
- [11] Y. Achiman and B. Stech, *Quark Lepton Symmetry and Mass Scales in an E_6 Unified Gauge Model*, *Phys. Lett. B* **77** (1978) 389–393.
- [12] P. Langacker and J. Wang, *$U(1)$ -prime symmetry breaking in supersymmetric $E(6)$ models*, *Phys. Rev. D* **58** (1998) 115010, [[hep-ph/9804428](#)].
- [13] J. C. Pati and A. Salam, *Lepton Number as the Fourth Color*, *Phys. Rev. D* **10** (1974) 275–289.
- [14] R. N. Mohapatra and J. C. Pati, *A Natural Left-Right Symmetry*, *Phys. Rev. D* **11** (1975) 2558.
- [15] G. Senjanovic and R. N. Mohapatra, *Exact Left-Right Symmetry and Spontaneous Violation of Parity*, *Phys. Rev. D* **12** (1975) 1502.
- [16] R. N. Mohapatra, F. E. Paige and D. P. Sidhu, *Symmetry Breaking and Naturalness of Parity Conservation in Weak Neutral Currents in Left-Right Symmetric Gauge Theories*, *Phys. Rev. D* **17** (1978) 2462.
- [17] T. A. Chowdhury, S. Khalil and E. Ma, *Predestined dark matter varieties in the simplest left-right model*, *Nucl. Phys. B* **978** (2022) 115778, [[2111.13044](#)].
- [18] K. S. Babu, X.-G. He and E. Ma, *New Supersymmetric Left-Right Gauge Model: Higgs Boson Structure and Neutral Current Analysis*, *Phys. Rev. D* **36** (1987) 878.
- [19] E. Ma, *Dark Left-Right Model: CDMS, LHC, etc*, *J. Phys. Conf. Ser.* **315** (2011) 012006, [[1006.3804](#)].
- [20] M. Frank, B. Fuks and O. Özdal, *Natural dark matter and light bosons with an alternative left-right symmetry*, *JHEP* **04** (2020) 116, [[1911.12883](#)].
- [21] M. Frank, C. Majumdar, P. Poullose, S. Senapati and U. A. Yajnik, *Vacuum structure of Alternative Left-Right Model*, *JHEP* **22** (2020) 065, [[2111.08582](#)].
- [22] M. Ashry and S. Khalil, *Phenomenological aspects of a TeV-scale alternative left-right model*, *Phys. Rev. D* **91** (2015) 015009, [[1310.3315](#)].
- [23] M. Ashry, *TeV scale left-right symmetric model with minimal Higgs sector*, M.Sc. thesis, U. Cairo, 2015.
- [24] S. Khalil, H.-S. Lee and E. Ma, *Generalized Lepton Number and Dark Left-Right Gauge Model*, *Phys. Rev. D* **79** (2009) 041701, [[0901.0981](#)].
- [25] S. Khalil, H.-S. Lee and E. Ma, *Bound on Z' Mass from CDMS II in the Dark Left-Right Gauge Model II*, *Phys. Rev. D* **81** (2010) 051702, [[1002.0692](#)].
- [26] E. Ma, *Dark-Matter Fermion from Left-Right Symmetry*, *Phys. Rev. D* **85** (2012) 091701, [[1202.5828](#)].
- [27] M. Frank, I. Turan and M. Sher, *Neutrino masses in effective rank-5 subgroups of $e(6)$ I: Non-SUSY case*, *Phys. Rev. D* **71** (2005) 113001, [[hep-ph/0412090](#)].

- [28] D. Borah, S. Patra and U. Sarkar, *TeV scale Left Right Symmetry with spontaneous D-parity breaking*, *Phys. Rev. D* **83** (2011) 035007, [[1006.2245](#)].
- [29] ATLAS collaboration, M. Aaboud et al., *Search for new high-mass phenomena in the dilepton final state using 36 fb^{-1} of proton-proton collision data at $\sqrt{s} = 13\text{ TeV}$ with the ATLAS detector*, *JHEP* **10** (2017) 182, [[1707.02424](#)].
- [30] M. Frank, C. Majumdar, P. Poulose, S. Senapati and U. A. Yajnik, *Exploring $0\nu\beta\beta$ and leptogenesis in the alternative left-right model*, *Phys. Rev. D* **102** (2020) 075020, [[2008.12270](#)].
- [31] J. L. Feng, *Dark Matter Candidates from Particle Physics and Methods of Detection*, *Ann. Rev. Astron. Astrophys.* **48** (2010) 495–545, [[1003.0904](#)].
- [32] A. K. Drukier, K. Freese and D. N. Spergel, *Detecting Cold Dark Matter Candidates*, *Phys. Rev. D* **33** (1986) 3495–3508.
- [33] HESS, HAWC, VERITAS, MAGIC, H.E.S.S., FERMI-LAT collaboration, H. Abdalla et al., *Combined dark matter searches towards dwarf spheroidal galaxies with Fermi-LAT, HAWC, H.E.S.S., MAGIC, and VERITAS*, *PoS ICRC2021* (2021) 528, [[2108.13646](#)].
- [34] C. Karwin, S. Murgia, T. M. P. Tait, T. A. Porter and P. Tanedo, *Dark Matter Interpretation of the Fermi-LAT Observation Toward the Galactic Center*, *Phys. Rev. D* **95** (2017) 103005, [[1612.05687](#)].
- [35] A. Alloul, N. D. Christensen, C. Degrande, C. Duhr and B. Fuks, *FeynRules 2.0 - A complete toolbox for tree-level phenomenology*, *Comput. Phys. Commun.* **185** (2014) 2250–2300, [[1310.1921](#)].
- [36] G. Bélanger, F. Boudjema, A. Goudelis, A. Pukhov and B. Zaldivar, *micrOMEGAs5.0 : Freeze-in*, *Comput. Phys. Commun.* **231** (2018) 173–186, [[1801.03509](#)].
- [37] ATLAS collaboration, M. Aaboud et al., *Combination of the searches for pair-produced vector-like partners of the third-generation quarks at $\sqrt{s} = 13\text{ TeV}$ with the ATLAS detector*, *Phys. Rev. Lett.* **121** (2018) 211801, [[1808.02343](#)].
- [38] ATLAS collaboration, M. Aaboud et al., *Search for pair- and single-production of vector-like quarks in final states with at least one Z boson decaying into a pair of electrons or muons in pp collision data collected with the ATLAS detector at $\sqrt{s} = 13\text{ TeV}$* , *Phys. Rev. D* **98** (2018) 112010, [[1806.10555](#)].
- [39] ATLAS collaboration, M. Aaboud et al., *Search for pair production of heavy vector-like quarks decaying into hadronic final states in pp collisions at $\sqrt{s} = 13\text{ TeV}$ with the ATLAS detector*, *Phys. Rev. D* **98** (2018) 092005, [[1808.01771](#)].
- [40] ATLAS collaboration, M. Aaboud et al., *Search for new phenomena in events with same-charge leptons and b-jets in pp collisions at $\sqrt{s} = 13\text{ TeV}$ with the ATLAS detector*, *JHEP* **12** (2018) 039, [[1807.11883](#)].
- [41] ATLAS collaboration, M. Aaboud et al., *Search for pair production of heavy vector-like quarks decaying into high- p_T W bosons and top quarks in the lepton-plus-jets final state in pp collisions at $\sqrt{s} = 13\text{ TeV}$ with the ATLAS detector*, *JHEP* **08** (2018) 048, [[1806.01762](#)].
- [42] CMS collaboration, A. M. Sirunyan et al., *Search for pair production of vectorlike quarks in the fully hadronic final state*, *Phys. Rev. D* **100** (2019) 072001, [[1906.11903](#)].
- [43] CMS collaboration, A. M. Sirunyan et al., *Search for vector-like quarks in events with two*

- oppositely charged leptons and jets in proton-proton collisions at $\sqrt{s} = 13$ TeV*, *Eur. Phys. J. C* **79** (2019) 364, [[1812.09768](#)].
- [44] CMS collaboration, A. M. Sirunyan et al., *Search for vector-like T and B quark pairs in final states with leptons at $\sqrt{s} = 13$ TeV*, *JHEP* **08** (2018) 177, [[1805.04758](#)].
 - [45] CMS collaboration, A. M. Sirunyan et al., *Search for pair production of vector-like quarks in the $bW\bar{b}W$ channel from proton-proton collisions at $\sqrt{s} = 13$ TeV*, *Phys. Lett. B* **779** (2018) 82–106, [[1710.01539](#)].
 - [46] CMS collaboration, A. M. Sirunyan et al., *A search for bottom-type, vector-like quark pair production in a fully hadronic final state in proton-proton collisions at $\sqrt{s} = 13$ TeV*, *Phys. Rev. D* **102** (2020) 112004, [[2008.09835](#)].
 - [47] ATLAS collaboration, *Search for pair-production of vector-like quarks in pp collision events at $\sqrt{s} = 13$ TeV with at least one leptonically decaying Z boson and a third-generation quark with the ATLAS detector*, [2210.15413](#).
 - [48] J. Alwall, R. Frederix, S. Frixione, V. Hirschi, F. Maltoni, O. Mattelaer et al., *The automated computation of tree-level and next-to-leading order differential cross sections, and their matching to parton shower simulations*, *JHEP* **07** (2014) 079, [[1405.0301](#)].
 - [49] E. Conte, B. Fuks and G. Serret, *MadAnalysis 5, A User-Friendly Framework for Collider Phenomenology*, *Comput. Phys. Commun.* **184** (2013) 222–256, [[1206.1599](#)].