

Light-amplified Landau-Zener conductivity in gapped graphene monolayers: a simulacrum of photo-catalyzed vacuum instability

Selym Villalba-Chávez,^{1,*} Oliver Mathiak,^{1,†} Reinhold Egger,^{1,‡} and Carsten Müller^{1,§}

¹*Institut für Theoretische Physik, Heinrich-Heine-Universität Düsseldorf,
Universitätsstr. 1, 40225 Düsseldorf, Germany*

(Dated: November 29, 2023)

Interband transitions of electrons in a gapped graphene monolayer are highly stimulated near the Fermi surface when a high-frequency electric wave of weak intensity and a strong constant electric field are superposed in the plane of the flake. We consider this phenomenon equivalent to the Franz-Keldysh effect, paying particular attention to the regime where the photon energy linked to the fast-oscillating field is just below the graphene gap, so that the quantum transitions still occur through tunneling effects while being facilitated by the one-photon absorption channel. In the considered parameter regime the photo-catalyzed current linked to the described setup is shown to exceed the one driven by the strong field solely by several orders of magnitude. Conditions to relieve the impact of the field's finite extension are discussed, and a formula for the residual current density is derived. The robustness of our assessment supports the viability of detecting this phenomenon in graphene, thus providing a simulation of the dynamically-assisted Schwinger mechanism in QED.

I. INTRODUCTION

A strong, homogenous electric background renders the ground state of quantum electrodynamics (QED) unstable, allowing quantum vacuum fluctuations of the electron-positron field to spontaneously materialize into their mass shells [1–4]. The pair production rate $\mathcal{R} \sim \exp[-\pi m_e^2 c^3 / (e\hbar E)]$ related to this emblematic phenomenon—widely known as the Schwinger mechanism—has a tunneling nature and exhibits, in addition to a nonlinear dependence on the external field E , an essential singularity in the electric charge $e > 0$ which transfers to the process a nonperturbative feature [5–7]. So far, the observation of this field-induced vacuum instability has been prevented by the unavailability of field strengths comparable to the characteristic QED scale $E_{\text{cr}} = m_e^2 c^3 / (e\hbar) \sim 10^{16}$ V/cm, at which the exponential suppression of \mathcal{R} turns out to be mitigated.[104] Although fields of the order of $E \sim 10^{-2} E_{\text{cr}}$ are aimed for by the next generation of multipetawatt laser facilities such as the Extreme Light Infrastructure (ELI) [8] and the Exawatt Center for Extreme Light Studies (XCELS) [9], it is generally believed that an experimental realization of this yet hypothetical vacuum breakdown might represent a major challenging task by the time when both ELI and XCELS become operational. The challenge is that at the envisaged field strengths the production rate remains very small, a fact that calls for alternative routes which relieve the described issue.

While in the last two decades theoretical endeavors toward this goal have provided significant insight about the nontrivial nature of the quantum vacuum [10–17], most

notably the scenario first investigated in Refs. [18, 19] has raised the hope of observing the vacuum instability for the first time. In contrast to the traditional single-field scheme, the promising setup relies on a temporal overlapping of a strong homogenous electric field and a weak but high-frequency $\omega \lesssim 2m_e$ electric pulse. This so-called dynamically-assisted Schwinger mechanism retains the tunneling feature while the absorption of quanta induces a reduction of the effective barrier width that an electron has to traverse from the negative to the positive Dirac continuum. This reduction, in turn, should facilitate the production of pairs at a rate $\mathcal{R} \sim \exp[-\kappa\pi E_{\text{cr}}/E]$ that enhances substantially as compared to the case of the standard Schwinger mechanism because the positive parameter κ could be much smaller than unity. Improvements of various field configurations sharing the described idea have been proposed, including the combination of a static electric field and pulses with or without subcycle structures [20–28], the situation in which two Sauter waves are superposed [29, 30], as well as scenarios in which both the strong and the fast-oscillating fields hold subcycles while being modulated by pulse profiles [31–38]. Furthermore, analogous upgrades have been reported theoretically in both the Bethe-Heitler [39, 40] and Breit-Wheeler [41] pair production process.[105]

Despite the described advantage, gathering adequate experimental conditions for implementing the dynamically-assisted Schwinger mechanism is not an easy task because strong fields $E \sim E_{\text{cr}}$ are required anyway for having a sizable production of pairs. Notwithstanding, emergent condensed-matter systems with optoelectronic features that resemble those linked to the QED vacuum might constitute solid state playgrounds for simulating the vacuum instability via transitions of electrons from valence to conduction bands of Landau-Zener nature [49, 50]. However, an essential requirement for assessing a plausible enhancement caused by the absorption of photons of a weak but fast-oscillating electric mode, i.e., the solid state analog of the dynamically-assisted

*Electronic address: villalba@uni-duesseldorf.de

†Electronic address: Oliver.Mathiak@hhu.de

‡Electronic address: egger@hhu.de

§Electronic address: c.mueller@tp1.uni-duesseldorf.de

Schwinger mechanism, is the existence of *massive* charge carriers. A graphene monolayer [51–53] with a tiny electronic band gap $\Delta \sim 1$ meV acquired—for instance—by elastic strain engineering [54, 55], via substrate-induced superlattices [56, 57] or through Rashba spin splittings on magnetic substrates [58], is perhaps the best suited platform for this purpose. Mainly, because the charge carriers—with mass $m = \Delta/(2v_F^2)$ —in this two dimensional honeycomb lattice of carbon atoms possess a Dirac-like dispersion relation near the neutrality points in which the Fermi velocity $v_F \approx c/300$ plays the role of the speed of light [59]. Hence, their behavior can be effectively described by a $2 + 1$ dimensional Dirac model and their coupling to an electromagnetic field suitably simulates a planar QED with the particularization that the creation of electron-hole pairs in band gapped graphene varieties is predicted to occur at a rate $\mathcal{R}_g \sim \exp[-\pi E_g/E]$ that closely resembles the exponential dependence occurring in the Schwinger mechanism [60, 61]. However, in contrast to E_{cr} , the characteristic electric field in graphene with $\Delta \approx 1$ meV, $E_g = \Delta^2/(4ev_F) \approx 3.9$ V/cm is rather easy to access or even overpass, opening in this way an enticing window for emulating the dynamically-assisted vacuum breakdown via Landau-Zener transitions catalyzed by the absorption of photons of a fast-oscillating electric mode [62]. It is worth remarking that graphene flakes with tiny band gaps have also been put forward as toy environments to test intriguing low-dimensional effects in the perturbative nonlinear regime of the Breit-Wheeler-like process [63, 64].

Conceptually, the dynamically-assisted Landau-Zener effect must be understood as a relativistic-like generalization of the Franz-Keldysh effect occurring in semiconductors [65, 66]. So far, the microscopic study of this phenomenon has been carried out by adopting a nonrelativistic description based on the Schrödinger-band structure for holes and electrons. Its main phenomenological aspect is the modification of the bulk optical properties brought about by a strong, slowly varying electric field. These deviations become noticeable in the quasiparticle spectrum, which turns out to be finite even below the bandgap and oscillatory when the energy of the absorbed photon lies above it. The described modifications are immediate consequences of the nonperturbative interplay between the valence and conduction bands and the strong electric field background, all together playing the role of the polarized QED vacuum. While the Franz-Keldysh effect has been experimentally verified in three-dimensional ordinary semiconductors [67–71], we are aware neither of theoretical studies nor experimental investigations aiming to determine its inherent electronic properties when the material has low dimensionality and its description admits a Dirac model, i.e., where holes and electrons are not independent. With its exceptional conductive properties, graphene provides, perhaps, the most direct access to this scenario [72, 73]. From this perspective, the study of the Franz-Keldysh phenomenon

in gapped graphene is worthwhile on its own, offering in this way a practical method for injecting free-of-contact ultrafast currents with subcritical fields and for controlling the conductivity of the material by adjusting the fast-oscillating laser wave’s parameters.

We should stress at this point the substantial efforts devoted to simulate various relativistic processes in graphene layers with gapless band structures [$\Delta = 0$]. See for instance Refs. [74, 75] and references therein. Indeed, the first theoretical Landau-Zener studies in graphene were carried out by considering massless electronic excitations [60, 76–82]. Subsequent measurements of optical radiation—emitted presumably by the recombinations of residual electron-hole pairs produced via the aforementioned mechanism [83] [see also Refs. [84, 85]]—and currents induced by two-cycle laser pulses [86, 87] confirmed the phenomenon. Besides, the detection of the current turned out to be sensitive to the carrier envelope phase of the driving field which facilitates a coherent control of massless electron dynamics and emulates a prediction expected within the Schwinger mechanism [11]. Clearly, similar setups could be implemented to probe field-induced interband transitions of *massive* quasiparticles stimulated by the absorption of photons of a weak but fast-oscillating wave. As in this scenario the transition rate is enhanced, the yielded electron-hole pairs would have a density higher than in the absence of the weak field, provided $E_g \gg E$. It is then likely that the recombination and thus the emission of photons become noticeable, or alternatively, that a sizable current can be measured to verify the solid-state analog of the dynamically-assisted Schwinger mechanism. This paper is devoted to theoretically investigating the latter possibility. We propose a realistic graphene-based setup to examine the analog of the dynamically assisted Schwinger effect. Unlike earlier studies [62, 88], which mostly dealt with the associated transition rate, our emphasis is primarily focused on the field-induced current caused by the transition of electrons from valence to conduction band, and the impact of the field’s finite-size on this observable. Particularly, we reveal that the detection of the process benefits when the field’s on and off switching occurs through smooth ramping and deramping sectors. Our effort is oriented toward optimizing the amplification that the current undergoes when a strong electric field is active, and quanta from a fast-oscillating wave are absorbed in the meantime.

This paper is organized as follows. In Sec. II, we describe the model to be analyzed and briefly summarize the main aspects linked to the quantum kinetic equation to be used, addressing in this way similarities with the pair production process in QED [89–91]. Properties of the quasiparticle spectrum are elucidated in Sec. III. Particular attention is paid to the impact on the quasiparticle spectrum of strong backgrounds characterized by abrupt versus smooth turn-on/off sectors. A compact asymptotic formula for the current density related to the residual number of excitations is derived in Sec. IV. Later

on, we compare numerical and analytical predictions and identify the parameters that ensure an optimal current due to the photo-catalyzation of Landau-Zener transitions. We conclude the paper in Sec. V with an overview of our main results.

II. GENERAL ASPECTS

Let us consider the spontaneous production of electron-hole pairs taking place in a time-dependent but homogeneous electric field combining a strong static mode with strength E_s and a perturbative monochromatic wave with amplitude E_w [$E_w \ll E_s$] and frequency ω . Hereafter we will assume both fields localized temporally between $-T/2 \leq t \leq T/2$, so that the pulse length of the wave $T = 2\pi N/\omega$ can be written in terms of the number of cycles N . The corresponding four-potential reads

$$\mathcal{A}^\mu(t) = b^\mu \begin{cases} -cE_s t - \frac{cE_w}{\omega} \sin(\omega t), & |t| \leq \frac{1}{2}T \\ 0, & \text{otherwise} \end{cases} \quad (1)$$

where b^μ is the polarization four-vector. In practice, the strong field might result from a capacitor with a dc voltage in which the graphene sheet is placed [see Fig. 1a]. Conversely, a fast-oscillating electric wave can be successfully generated from an incident laser beam with a polarization parallel to the strong field direction. Observe that, to fit with our theoretical treatment, the waist size w_0 of the linearly polarized laser wave has to be much larger than the length of the graphene surface, which we take here of the order of $\ell \gtrsim 100 \mu\text{m}$. The described mechanism does not provide a pure electric wave as it is required by Eq. (1). Indeed, the incident wave—which can be thought as a plane-wave—is not homogeneous and, thus, a magnetic field parallel to the graphene surface would be present. However, the two-dimensional confinement of the quasiparticles prevents any influence of this field component on their dynamics. Hence, what they undergo actually is nothing but the combination of a weak electric field oscillating in time and the strong field linked to the capacitor.[106] Clearly, this will be the case whenever the used graphene monolayer is perfectly plane-shaped. In practice, however, free-standing flakes are rippled and contain distortions. These problems can be mitigated to a large extent if the graphene sample is grown on top of a hBN substrate, enabling one to obtain an almost ideally flat surface while simultaneously inducing the required band gap Δ . To suitably simulate the dynamically assisted Schwinger mechanism, this gap has to simultaneously satisfy two conditions: $\Delta^2 \gg 4eE_s v_F$ and $\Delta \gtrsim \omega$. For a band gap $\Delta \gg \omega$, the effective reduction of the barrier width [see Fig. 1b] between the valence and conducting bands $\ell_{\text{eff}} \sim (\Delta - \omega)/(eE_s)$ approximates to the formation length $\ell_{\text{form}} \sim \Delta/(eE_s)$ associated with the production of electron-hole pairs when the strong field is

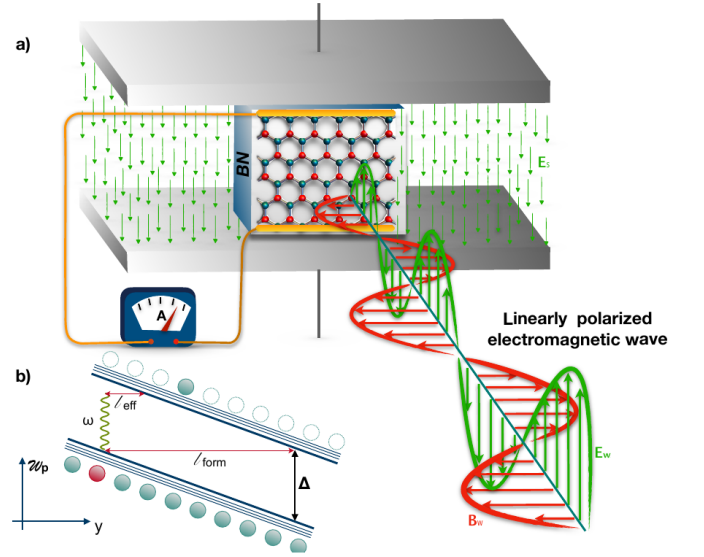


FIG. 1: a) Scheme of an experimental set-up allowing the simulation of the dynamically-assisted Schwinger mechanism in band-gapped graphene via the production of electron-hole pairs. A graphene flake—grown on top of a substrate—is placed within the plates of a capacitor which holds a strong electric field E_s . Simultaneously, the graphene sheet is irradiated with a linearly polarized plane-wave with frequency ω , the amplitude of which E_w is supposed to be weaker than the field generated by the capacitor [$E_w \ll E_s$]. The field-induced current in the graphene flake is then measured with the help of an ammeter. To this end, two electrodes are deposited on the stripe. b) The tilt that the relativistic-like dispersion relation undergoes owing to the strong electric field makes it possible for electrons—blobs colored in cyan—to tunnel from the valence band to the initially empty conduction band. The absorption of a photon of energy slightly below the band gap [$\omega < \Delta$] reduces the effective distance needed to reach the latter.

present only. We remark that the generation of the gap Δ through a substrate-induced mechanism implies that, because of the hBN dielectric constant $\epsilon_{\text{hBN}} \approx 3.4$ [96], the field strength that the graphene sheet experiences is diminished by a factor of $2/(1 + \epsilon_{\text{hBN}}) \approx 0.4$ when compared to the vacuum situation. Consequently, both E_s and E_w are supposed to take this reduction into account.

Here, the inter-band transitions of electrons will be investigated by adopting a quantum kinetic approach. This formulation—which is equivalent to other well-known approaches based on QED in unstable vacuum [1–4]—comprises the dynamical information of the pair production process in the single-quasiparticle distribution function $W_g(\mathbf{p}; t)$, which refers to fixed spin and valley quantum numbers and relaxes to those linked to the electrons and holes only when the total external field is switched off $\mathbf{E}(\pm\infty) \rightarrow 0$, i.e. formally at $t \rightarrow \pm\infty$. In this context, the quantum Boltzmann-Vlasov equation which dictates

the time evolution of $W_g(\mathbf{p}; t)$ reads [61, 62, 92, 93]:

$$\begin{aligned} \dot{W}_g(\mathbf{p}; t) = & Q(\mathbf{p}, t) \int_{-\infty}^t d\tilde{t} Q(\mathbf{p}, \tilde{t}) \left[\frac{1}{2} - W_g(\mathbf{p}; \tilde{t}) \right] \\ & \times \cos \left[2 \int_{\tilde{t}}^t dt' w_{\mathbf{p}}(t') \right], \end{aligned} \quad (2)$$

where the initial condition $W_g(\mathbf{p}, -\infty) = 0$, i.e., an initially empty conduction band is assumed. This formula is characterized by the function $Q(\mathbf{p}, t) \equiv eE(t)v_F\epsilon_{\perp}/w_{\mathbf{p}}^2(t)$, which depends on the quantity $\epsilon_{\perp} = [\frac{1}{4}\Delta^2 + \pi_{\perp}^2 v_F^2]^{1/2}$ and the respective total energy $w_{\mathbf{p}}(t) = [\epsilon_{\perp}^2 + \pi_{\parallel}^2(t)v_F^2]^{1/2}$. Hereafter, $\pi_{\perp} = p_{\perp}$ and $\pi_{\parallel}(t) = p_{\parallel} - e\mathcal{A}(t)/c$ will refer to the components of kinetic momentum $\boldsymbol{\pi}(t) = (\pi_{\perp}, \pi_{\parallel})$ of the quasiparticle perpendicular and parallel to the direction of the electric field $\mathbf{E}(t) = -\partial\mathcal{A}/\partial(ct) = \mathbf{E}_s + \mathbf{E}_w \cos(\omega t)$ [$\mathcal{A}_0(t) = 0$], respectively. At this point, it is worth noting that $\boldsymbol{\pi}(t)$ has to be understood relative to either \mathbf{K} or \mathbf{K}' points, satisfying the condition $|\boldsymbol{\pi}(t)| \ll |\mathbf{K}^{(\prime)}| \approx 3 \text{ eV}/v_F$. To avoid the electric field causing a shift in the quasiparticle momentum $\Delta\pi = eE_s T$ comparable to $|\mathbf{K}^{(\prime)}|$ and thus to prevent the wave packet from crossing the Brillouin zone boundary, we shall consider field operating times T much below the time scale [78, 94]

$$T_{\text{Bloch}} = \frac{|\mathbf{K}|}{eE_s} \quad (3)$$

on which the Bloch oscillations come into play. On the other hand, T is expected to be much longer than the characteristic formation time of an electron-hole pair, i.e. ℓ_{eff}/v_F with $\ell_{\text{eff}} \sim (\Delta - \omega)/(eE_s)$ denoting the effective reduction of the barrier width between the valence and conduction bands [see Fig. 1b]. The constraints on the operating time can be summarized by the following relation:

$$\frac{\Delta}{eE_s v_F} \ll T \ll \frac{|\mathbf{K}|}{eE_s}. \quad (4)$$

We remark that, as no dependence on temperature is manifested in Eq. (2), any outcome resulting from it must be interpreted within the zero temperature limit. Therefore, at asymptotically earlier times $t \rightarrow -\infty$ for which $E(t)$ vanishes, the system behaves as a degenerate Fermi gas. In line with this limit, the quasiparticle energy $w_{\mathbf{p}}(-\infty) = [\mathbf{p}^2 v_F^2 + \frac{1}{4}\Delta^2]^{1/2}$ has to be understood relative to the Fermi-level, here assumed at $\varepsilon_F = 0$. We emphasize that backreaction effects [102] are neglected throughout the paper.

There is a tight parallelism between the process under consideration and the spontaneous production of pairs from the vacuum polarized by a similar background field setup [see Eq. (1)]. It is therefore not surprising that, after some modifications, corresponding QED findings can be directly applied to the interband transitions of electrons in a gapped graphene monolayer. In this sense,

we should mention that an analytic expression for the single-particle distribution function in the dynamically-assisted field configuration has been derived in Ref. [38]. For its establishment, the author carried out a calculation in which the interaction caused by the strong field was considered through the retarded Green's function method without any approximation, whereas the interplay with the fast oscillating wave was handled perturbatively. Such a formula can be readily adapted to the graphene scenario by applying the recipe given in Ref. [61] and reads:

$$\begin{aligned} W_g(\mathbf{p}) \approx & e^{-\frac{\pi\epsilon_{\perp}^2}{eE_s v_F}} \left| 1 + \varepsilon \frac{\pi}{2} \frac{\epsilon_{\perp}^2}{eE_s v_F} e^{-\frac{i}{2}\gamma\left(\frac{\omega}{\Delta} + 4\frac{p_{\parallel} v_F}{\Delta}\right)} \right. \\ & \left. \times {}_1\tilde{F}_1\left(1 - \frac{i}{2} \frac{\epsilon_{\perp}^2}{eE_s v_F}; 2; i\gamma \frac{\omega}{\Delta}\right) \right|^2. \end{aligned} \quad (5)$$

Here, $\varepsilon = E_w/E_s$ parametrizes the relative weakness of the fast-oscillating mode, ${}_1\tilde{F}_1(a; b; z)$ is the regularized hypergeometric function [95], and $\gamma = \omega\Delta/(2eE_s v_F)$ denotes the combined Keldysh parameter. Noteworthy, no matter how fast or slow the oscillating mode is, Eq. (5) applies whenever its amplitude is significantly weaker than the strong field strength, i.e. $E_w \ll E_s$. Besides, there is no restriction on the frequency of the fast-oscillating wave; it can be either below or above the energy gap. The important point here is that it is valid whenever the interaction time is larger than any characteristic time scale linked to the pair production process, including $2|p_{\perp, \parallel}|/(eE_s) \ll T$. The field-stimulated transitions of electrons from valence to conduction bands can be studied using the formula above if T , in addition, satisfies the restriction given in Eq. (4).

We note that, for $\gamma \ll \Delta/\omega$, i.e. for small frequencies $\omega \ll \sqrt{2eE_s v_F}$, Eq. (5) reproduces the Landau-Zener formula

$$W_g(\mathbf{p}) \approx e^{-\frac{\pi\epsilon_{\perp}^2}{eE_s v_F}} \left| 1 + \frac{\varepsilon\pi}{2} \frac{\epsilon_{\perp}^2}{eE_s} \right|^2 \quad (6)$$

up to $\mathcal{O}(\varepsilon^2)$. In the opposite regime $\gamma \gg \Delta/\omega$, i.e., for high frequencies $\omega \gg \sqrt{2eE_s v_F}$, Eq. (5) combines both perturbative $\sim \varepsilon$ and nonperturbative $\sim \exp[-\pi\epsilon_{\perp}^2/(eE_s v_F)]$ contributions. However, following the asymptotic study made in Ref. [38], if $eE_s v_F \ll \epsilon_{\perp}^2$, the absorptive perturbative contribution dominates and

$$W_g(\mathbf{p}) \approx T\varepsilon^2 \frac{\pi}{8} \frac{\epsilon_{\perp}^2 v_F^2}{w_{\mathbf{p}}^2(-\infty)} \frac{(eE_s)^2}{w_{\mathbf{p}}^2(-\infty)} \delta(\omega - 2w_{\mathbf{p}}(-\infty)), \quad (7)$$

where $w_{\mathbf{p}}(-\infty) = [\mathbf{p}^2 v_F^2 + \frac{1}{4}\Delta^2]^{1/2}$ is the free dispersion relation of the quasiparticles. We note that the estimated solution to the transport equation [see Eq. (2)] that results when the low-density approximation $1 \gg 2W_g(\mathbf{p}; t)$ is used, makes it simple to verify both Eqs. (6) and (7).

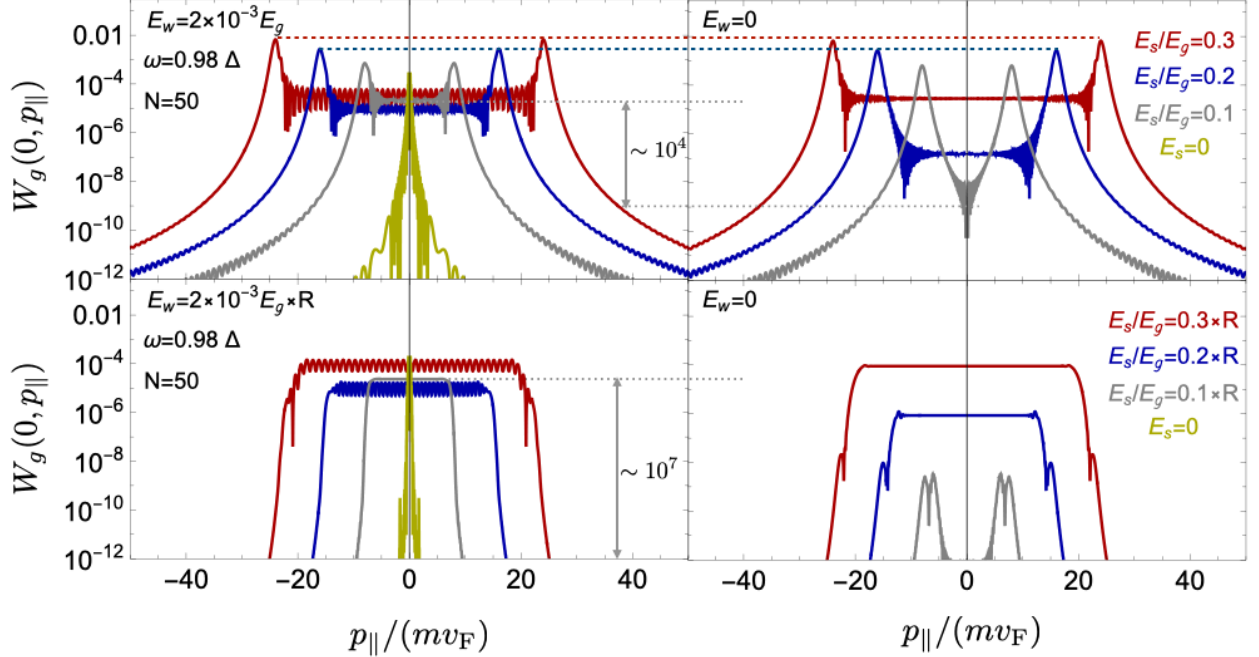


FIG. 2: Long-time behavior of the single-quasiparticle distribution function. The dependence of the spectrum on the momentum parallel p_{\parallel} to the external electric field at $p_{\perp} = 0$ and without ramping and deramping sectors (i.e. sudden turn on and off) is depicted in the upper panel. The lower panel shows the results associated with the scenario that includes smooth turn-on and turn-off phases. The electric amplitude of the rapidly oscillating wave $E_w = 2 \times 10^{-3} E_g$ was used to generate the left upper pictures. In contrast, the one on its right, which serves as a comparison, considers the situation in which the weak mode is turned off. The fields used in the lower panel have been adjusted with the parameter $R = 1.12$. Curves sharing the same color have been obtained by using the same parameters. The numerical outcomes have been obtained by setting the number of cycles $N = 50$, which corresponds to a time period $T = 30$ ps if the band gap is chosen as $\Delta = 7$ meV and $\omega = 0.98\Delta$. The latter was adopted to prevent Bloch's oscillations from being caused by the field. The corresponding scales [see Eq. (3)] are $T_{\text{Bloch}} = 0.54$ ns for $E_s = 0.3 E_g$, $T_{\text{Bloch}} = 0.82$ ns for $E_s = 0.2 E_g$ and $T_{\text{Bloch}} = 1.6$ ns for $E_s = 0.1 E_g$. Here, the critical field strength is $E_g = \Delta^2 / (4e v_F) = 0.19$ kV/cm, whereas the mass of the carriers is $m = \Delta / (2 v_F^2) = 0.32$ keV/ c^2 .

III. PROPERTIES OF THE QUASIPARTICLE SPECTRUM

In this section, we will address how to enhance the likelihood of observing dynamically assisted Landau-Zener transitions in the proposed setting. A first step toward this aim is to understand how the solution to Eq. (2) responds to changes in the parameter space. However, to deal with numerical evaluations, an equivalent system of ordinary differential equations rather than the integro-differential form of the quantum Boltzmann-Vlasov equation will be used:

$$\begin{aligned} i\dot{f}(\mathbf{p}, t) &= \mathbf{a}_{\mathbf{p}}(t)f(\mathbf{p}, t) + \mathbf{b}_{\mathbf{p}}(t)g(\mathbf{p}, t), \\ i\dot{g}(\mathbf{p}, t) &= \mathbf{b}_{\mathbf{p}}^*(t)f(\mathbf{p}, t) - \mathbf{a}_{\mathbf{p}}(t)g(\mathbf{p}, t). \end{aligned} \quad (8)$$

Here $f(\mathbf{p}, t)$ and $g(\mathbf{p}, t)$ are Bogoliubov coefficients [31, 60, 61, 97, 98] and $W_g(\mathbf{p}; t) = |f(\mathbf{p}, t)|^2$. The initial conditions $g(\mathbf{p}, -T/2) = 1$ and $f(\mathbf{p}, -T/2) = 0$ are then chosen. The remaining elements contained in the equations

above are

$$\mathbf{a}_{\mathbf{p}}(t) = \mathbf{w}_{\mathbf{p}}(t) + \frac{eE(t)p_{\perp}v_F^2}{2\mathbf{w}_{\mathbf{p}}(t)(\mathbf{w}_{\mathbf{p}}(t) + \frac{1}{2}\Delta)}, \quad (9)$$

$$\mathbf{b}_{\mathbf{p}}(t) = \frac{1}{2} \frac{eE(t)\epsilon_{\perp}}{\mathbf{w}_{\mathbf{p}}^2(t)} \exp \left[-i \tan^{-1} \left(\frac{p_{\perp} \pi v_F^2}{\epsilon_{\perp}^2 + \frac{1}{2} \mathbf{w}_{\mathbf{p}}(t) \Delta} \right) \right].$$

By changing the momentum components within the range $-0.18 \text{ eV} \leq p_{\perp, \parallel} v_F \leq 0.18 \text{ eV}$, the system of differential equations described above have been solved. In this assessment, a band gap $\Delta = 7$ meV and frequency $\omega = 0.98\Delta$ were utilized. Separately, three distinct strong field strengths $E_s = (0.1, 0.2, 0.3) E_g$ were applied, with $E_g = \Delta^2 / (4e v_F) \approx 0.19$ kV/cm denoting the critical electric field strength. Besides, the number of cycles of the fast-oscillating wave was chosen as $N = 50$ to guarantee that the field operating time $T = 30$ ps is much shorter than the minimum Bloch scale $T_{\text{Bloch}} = 0.54$ ns, corresponding to $E_s = 0.3 E_g$.

The results of this investigation are displayed in the upper panel of Fig. 2. Both pictures show the long-term

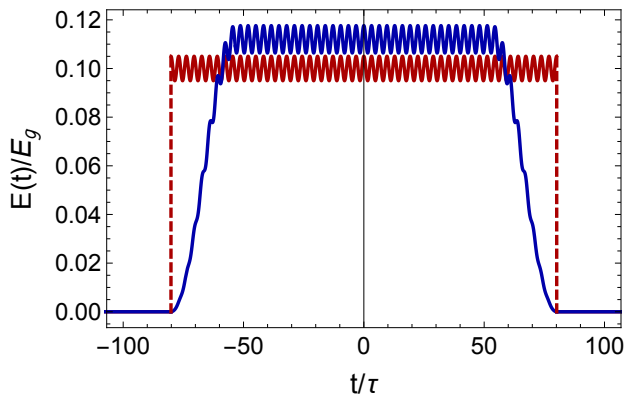


FIG. 3: Time-dependence of the electric field with abrupt turn-on/off sectors (in red) and smooth ramping and deramping phases with $\sin^2[\frac{1}{2}\pi(1 - 6t/T)]$ shape (in blue). To ensure that the energy of the two pulses is equal, the curve associated with the latter scenario has been multiplied by the factor $R = 1.12$. Here, the time is given in units of $\tau = \Delta^{-1}$ and $E_w = 5 \times 10^{-3} E_g$.

dependence of the quasiparticle spectrum

$$W_g(\mathbf{p}) \equiv \lim_{t \rightarrow T/2} W_g(\mathbf{p}; t) \quad (10)$$

on the longitudinal momentum p_{\parallel} of the produced excitation at $p_{\perp} = 0$. The upper left picture takes into account a rapidly oscillating mode with strength $E_w = 2 \times 10^{-3} E_g$, whereas the one on its right considers solely the influence of the strong field [$E_w = 0$]. In both panels, the solid curves exhibit two maxima symmetrically spaced from $p_{\parallel} = 0$. Their positions $p_{\parallel}^{\max} = \pm \frac{1}{2} e E_s T$ match up with the quasiparticle vanishing kinetic momentum [$\pi_{\parallel}(\pm T/2) = 0$]. We note that the electron and hole distribution functions share the same shape because the charge conjugation, space inversion, and time reversal symmetries are naturally included in the Dirac model. Hence, if an electron is promoted to the conduction band in a state characterized by any of the peaks exhibited in Fig. 2, a hole will likewise be produced at the peak of its spectrum, where its momentum is opposite to that of the electron. This indicates that the creation of pairs is most likely to occur with their constituents occupying low-energy states $2\omega_{\mathbf{p}}(\pm T/2) = \Delta$. For a specific strong field strength, a comparison of the left and right upper pictures in Fig. 2 renders it readily evident that neither the peak heights nor their widths are influenced by the assisting fast-oscillating mode. Therefore, the origin and phenomenology linked to these maxima are attributable to the finite extension of the strong field only. Indeed, both peaks result from the sharp behavior of the electric field at its edges.

Experimentally, the field can be continuously varied from a situation in which the turn-on is very quick—almost abrupt—to one in which the turn-on is slow and smooth. In such a situation, the height of the peaks drops and may even vanish completely. To assure the latter

scenario, the time interval needed to turn the field on or off must be longer than the characteristic formation period for an electron-hole pair. Otherwise, the electron is promoted almost instantly to the conduction band without having changed practically its initial state [see below Eq. (4)]. Observe that this viewpoint enables us to interpret the peak on the right (left) of the spectrum as being due to the abrupt turn-on (off). The lower panel of Fig. 2 is meant to support this statement. There we assess the impact of incorporating turning on and turning off field phases on the quasiparticle spectrum. For this, the external field was modulated with a ramping (deramping) function with a $\sin^2[\frac{1}{2}\pi(1 - 6t/T)]$ -shape during a sixth of the total interacting time T , while for the remaining $2T/3$ -period it is driven by the field $E(t) = E_s + E_w \cos(\omega t)$. To make a fair comparison, we have adjusted this modified background such that the energy delivered to the graphene sample is the same as the one provided by the background in Eq. (1). The correction is implemented by multiplying the field and related potential by a constant coefficient $R \approx \sqrt{24/19} = 1.12$. Figure 3 depicts the field's shape both with and without the ramping and deramping components. It is worth mentioning that the \sin^2 -functions used in the implementation of the latter do not imply that the corresponding gauge potential is smoothly switched on and off when $t \rightarrow \pm T/2$. Indeed, throughout the calculations, this one has been taken continuously within the interacting time T , but with sharp turn-on/off sectors. We remark that the \sin^2 choice yields a distribution function that is devoid of the maxima previously discussed while retaining the oscillatory sectors that are in between them.[107]

Comparing the left and right panels in Fig. 2, one notices that the exhibited p_{\parallel} -region is indeed sensitive to the fast-oscillating mode. However, the modifications will be noticeable depending on how strong E_s is. For instance, at $E_s = 0.1 E_g$ (curves in light gray) and $p_{\parallel} = 0$, the value on the left lower panel exceeds by seven orders of magnitude the one on its right. Yet, if $p_{\parallel} \in [5, 10] m v_F$, for example, this difference is smaller due to contiguous peaks that the spectrum without the fast-oscillating wave exhibits. The appearance of these maxima—originated by side-band terms due to the ramping (deramping) functions—contrasts with the known Landau-Zener formula $W_g \approx \exp[-\pi \epsilon_{\perp}^2 / (e E_s v_F)]$, which is independent of the parallel momentum of the yielded quasiparticles. This fact provides another evidence that the distribution function W_g , and thus, its associated observables, are sensitive to the field profile. We note, however, that as the interaction time grows, the height of these side-band-induced peaks gradually decreases. Under such circumstances, it could be difficult to visualize their impact.

A distinctive property of the spectrum assisted dynamically [see lower left picture in Fig. 2] is that its highest portion oscillates along p_{\parallel} , and that the amplitudes of these oscillations diminish as the strong field weakens. Besides, the findings in the left panel display a non-monotonic trend with the decreasing strength of

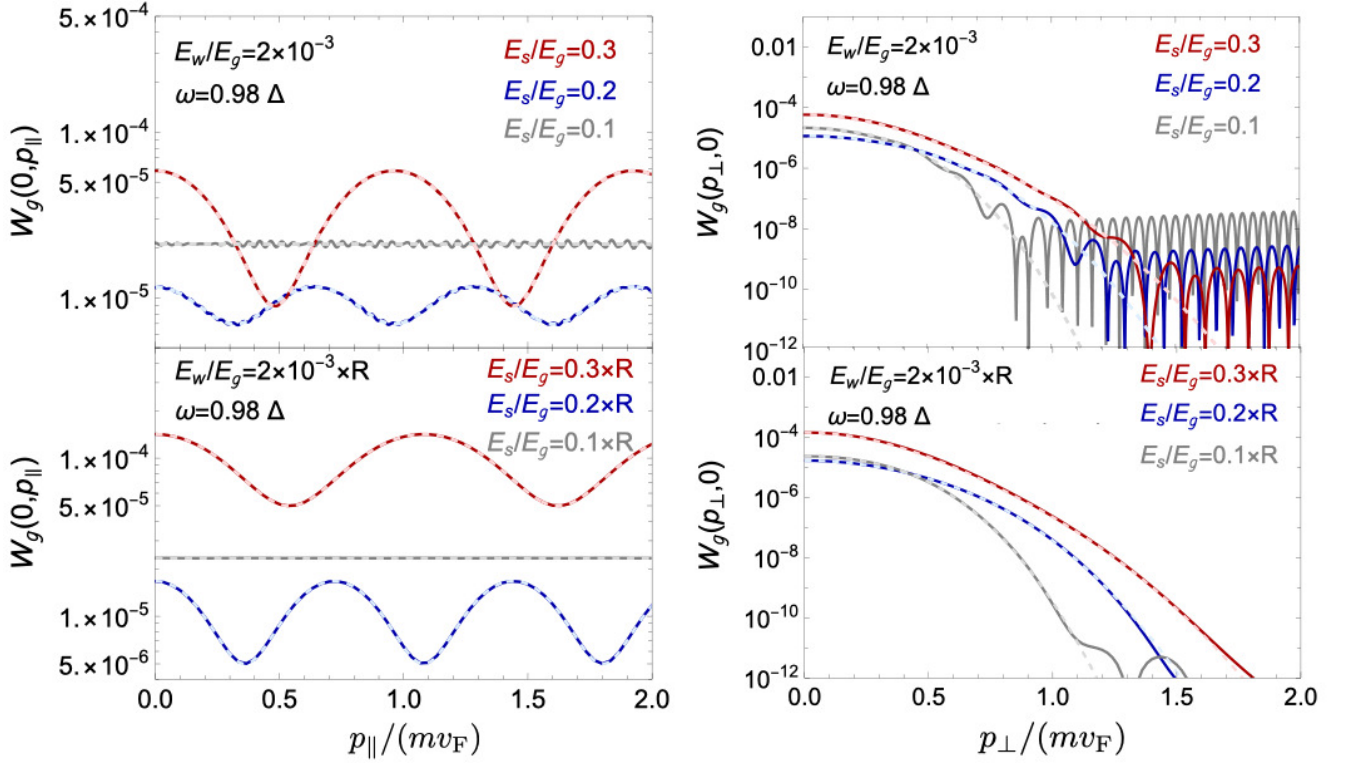


FIG. 4: Comparison between the numerical and analytical dependence of W_g on the momentum parallel to the external electric field p_{\parallel} at $p_{\perp} = 0$ (left panel). The dependence on the momentum perpendicular to the external electric field at $p_{\parallel} = 0$ is shown on the right. The results in the top band were obtained by considering a background with sharp edges, while those in the lower band included smooth on/off sectors. The behavior resulting from the analytical formula [see Eq. (5)] is depicted in dashed light color style. Curves sharing the same color have been obtained by using the same parameters. The numerical outcomes have been obtained by setting the number of cycles $N = 200$, which corresponds to a time $T = 0.12$ ns if the band gap is chosen as $\Delta = 7$ meV.

the strong field. Indeed, for $E_s = 0.1E_g$ the associated spectrum's oscillatory sector exceeds the one linked to $E_s = 0.2E_g$. This behavior does not occur in the right panel and can thus be attributed to the presence of the fast oscillating wave. All these features are clearly illustrated in Fig. 4. Its picture at the top corresponds to the case in which the field has abrupt on/off edges, while the one at the bottom comprises smooth functions in these initial and final phases of the field configuration. The corresponding outcomes resulting from the analytic formula given in Eq. (5) are included. They are exhibited in dashed light color style, whereas the numerical outcomes are shown by solid lines. Indeed, the numerical and approximate curves obtained at a strong field strength share the same color, although with a different color intensity. Almost no difference is discernible between the exact outcomes and those resulting from Eq. (5); for each strong electric field, both curves overlap one on top of the other. This analysis indicates that the ridges of the oscillatory sector are reached at $p_{\parallel} = eE_s\tau_{\text{rid}}$ with $\tau_{\text{rid}} = 2\pi\mathcal{K}/\omega$, $\mathcal{K} \in \mathbb{Z}$ and $|\mathcal{K}| < \frac{1}{2}N$. Besides, the region containing these maxima extends over $\Delta p_{\parallel} \approx \frac{2}{3}eE_sT$, which indicates that the yielded pair is most likely to be localized within a spatial interval $\Delta x_{\parallel} \gtrsim 1/\Delta p_{\parallel} = (\frac{2}{3}eE_sT)^{-1} =$

180 Å if $E_s = 0.1E_g$. To put the uncertainty into perspective, it is seventy times greater than the lattice constant of graphene [$a_0 = 2.46$ Å].

Further insight into the quasiparticle spectrum can be inferred from the right panel of Fig. 4. There, the behavior of $W_g(p_{\perp})$ with the momentum perpendicular to the external electric field at $p_{\parallel} = 0$ is depicted for the case in which the transitions are driven by a sharply edged field (top) and one in which the field switching occurs smoothly (bottom). The picture indicates clearly that the quasiparticles promoted to the conduction band are more likely to appear either at rest or moving along the strong field direction. The described trend is reproduced by the approximated expression in Eq. (5), the results of which deviate from the exact result as p_{\perp} increases. Such a behavior becomes noticeable when the external field is characterized by abrupt on/off edges. Indeed, in this scenario, the solid curves obtained from solving the Boltzmann-Vlasov equation show pronounced oscillatory tails for $p_{\perp} > mv_F$, which are absent from the outcomes linked to the case in which the field comprises smooth ramping and deramping phases. We remark that the width $\Delta p_{\perp} = 2mv_F$ can be used to obtain a glimpse of the transversal extension $\Delta x_{\perp} \gtrsim \Delta p_{\perp}^{-1}$ of the wave packet.

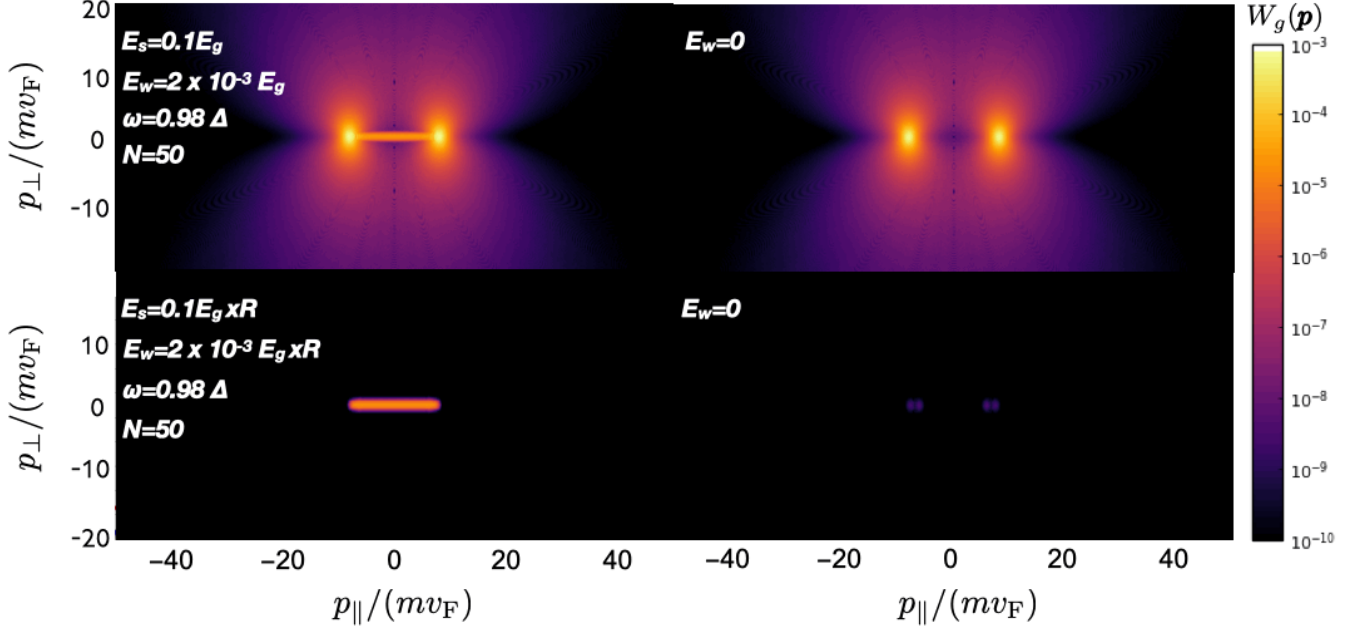


FIG. 5: Density plots showing the quasiparticle spectrum associated with a sharply edged field (upper panel). The lower panel displays results linked to a field background with smooth on/off sectors. All pictures were generated by taking the number of cycles $N = 50$ ($T = 30$ ps). The remaining parameters have been taken as in Fig. 2. The color legends of both $W_g(\mathbf{p})$ are given in logarithmic scales.

Indeed, by taking $\Delta = 7$ meV, one finds $\Delta x_{\perp} \gtrsim 93$ nm.

The fact that the longitudinal and transversal widths Δp_{\parallel} and Δp_{\perp} differ from each other evidences that the quasiparticle spectrum has a remarkable anisotropic character, a fact that is verified in Fig. 5. The behavior of the spectrum for a field with sharp edges is depicted in the upper panel, while the counterpart with smooth ramping and deramping sectors is shown in the lower panel. The left density plots have been generated by setting the strong field strength to $E_s = 0.1 E_g$, whereas the remaining parameters coincide with those used for Fig. 4. Here, the right pictures correspond to the case in which the fast oscillating wave is turned off [$E_w = 0$]. In the upper panel, the most intensely colored regions show the characteristic peaks linked to the field given by Eq. (1). The previously described oscillatory sector corresponds to a less intense colored band that lies between the most bright zones (peaks) in the upper left figure. This sector is, however, absent in the picture on the right. A remarkable feature exhibited in the upper panel of Fig. 2 is that the areas surrounding the peaks with and without the fast oscillating mode are comparable. This provides evidence that the difference between observables linked to the respective distribution functions could be much less sensitive to the finite-size effects of the field background.

Observables, such as the number of transitions per unit area from the valence to the initially empty conduction

band, are directly influenced by the spectrum properties:

$$\mathcal{N}_g = g_s g_v \int_{\text{BZ}} \frac{d^2 p}{(2\pi)^2} W_g(\mathbf{p}). \quad (11)$$

Here, $g_s = 2$ ($g_v = 2$) accounts for the spin (valley) degeneracy and the integration is limited by the Brillouin zone. As we will see shortly, under particular circumstances, the observable above determines the long-term current excited by the external field configuration [see Eq. (14)]. Conceptually, \mathcal{N}_g is nothing else but the volume below the surfaces exhibited by any of the pictures in Fig. 5. Observe that in the case driven by a sharp-edge field, the height of the peaks is roughly two orders of magnitude larger than the mean altitude of the region between them. As a consequence, one can anticipate a dominance of the side peaks in the problem's phenomenology unless the extent of the middle part is sufficiently large to mitigate their impact. In other words, as the volume bounded by the oscillatory sector grows, the likelihood of detecting the effect will rise. For a given strong field, this condition can be achieved by increasing the operating time T while the restriction in Eq. (4) is fulfilled.

IV. RESIDUAL FIELD-INDUCED CURRENT

A. Characterizing the Franz-Keldysh current in a semiconductor graphene monolayer

The mean current density along the applied electric field direction, induced by the creation of electron-hole pairs, splits into two contributions [78, 100]:

$$j(t) = j_{\text{con}}(t) + j_{\text{pol}}(t) \quad (12)$$

identified as the conduction $j_{\text{con}}(t)$ and polarization $j_{\text{pol}}(t)$ currents [101–103]. Explicitly,

$$\begin{aligned} j_{\text{con}}(t) &= 2eg_s g_v \int_{\text{BZ}} \frac{d^2 p}{(2\pi)^2} \frac{\partial \mathbf{w}_{\mathbf{p}}(t)}{\partial p_{\parallel}} W_g(\mathbf{p}; t), \\ j_{\text{pol}}(t) &= 2eg_s g_v \int_{\text{BZ}} \frac{d^2 p}{(2\pi)^2} \frac{\mathbf{w}_{\mathbf{p}}(t)}{eE(t)} \dot{W}_g(\mathbf{p}; t). \end{aligned} \quad (13)$$

The factor 2 in these expressions is due to the contribution of both the quasiparticles and holes. Even while the formulas above serve as the starting point for the following numerical investigation, we are also driven to derive an analytical expression for the current density that will allow us to determine how it scales with various external field parameters. To this end, let us first consider the residual conduction current $j_{\text{con}} \equiv \lim_{t \rightarrow T/2} j_{\text{con}}(t)$. Observe that, in this scenario, if the condition $\frac{1}{2}eE_s T \gg |p_{\parallel, \perp}|$ is satisfied [see below Eq. (5)], the carriers' velocity saturates at the Fermi velocity, i.e., $\lim_{t \rightarrow T/2} \partial \mathbf{w}_{\mathbf{p}}(t) / \partial p_{\parallel} \rightarrow v_F$. Under such circumstances the residual conduction current approximates $j_{\text{con}} \approx 2ev_F \mathcal{N}_g$, where \mathcal{N}_g is the density of electrons

that occupies the initially empty upper Dirac cone [see Eq. (11)]. Now, electric dipoles are created in conjunction with each electron-hole pair that is produced in the course of the transitions. In a semi-classical picture, this dipole moment becomes separated by an instantaneous barrier width $\ell_{\text{eff}}(t) = 2\mathbf{w}_{\mathbf{p}}(t)/[eE(t)]$ and has a magnitude $p(t) = 2e\ell_{\text{eff}}(t)$. The polarization current is therefore caused by the rate at which these dipoles are created. Observe that, at a time for which the electric field has been switched off, the dipole is $\lim_{t \rightarrow T/2} p(t) = 2eTv_F$ and $j_{\text{pol}} \equiv \lim_{t \rightarrow T/2} j_{\text{pol}}(t) \approx ev_F T \mathcal{N}_g$. It is worth remarking that $\lim_{t \rightarrow T/2} \dot{W}_g(\mathbf{p}, t) \propto Q(\mathbf{p}, T/2) \sim T^{-2}$, provided the condition $T \gg 2|p_{\perp, \parallel}|/(eE_s)$ applies [see below Eq. (5)]. As a result, the residual polarization current $j_{\text{pol}} \propto T^{-1}$ is suppressed and can, thus, be safely ignored in our calculation. Consequently, Eq. (12) approaches to

$$j \equiv j(T/2) \approx 2ev_F \mathcal{N}_g. \quad (14)$$

An approximated expression for the current density can be established by inserting Eq. (5) into Eq. (11) and integrating p_{\parallel} and p_{\perp} out. To be consistent with both the application range of the Dirac model [see discussion below Eq. (2)] and the condition under which Eq. (5) was derived, the integration domains have to be limited by $\pm \frac{1}{2}eE_s T$. Nevertheless observe that, from a practical prospect, the fast damping of the integrand in p_{\perp} allows us to extend the corresponding integration limits to $\pm\infty$ without introducing an appreciable error. Considering the periodicity of $W_g(\mathbf{p})$ in p_{\parallel} , as well as its even character in both p_{\parallel} and p_{\perp} we end up with

$$j \approx 2ev_F^{1/2} T \frac{(eE_s)^{3/2}}{\pi^2} e^{-\pi \frac{E_g}{E_s}} \left\{ 1 + \frac{\varepsilon^2 \pi^2}{4} e^{\pi \frac{E_g}{E_s}} \int_{\frac{E_g}{E_s}}^{\infty} \frac{ds s^2}{\sqrt{s - \frac{E_g}{E_s}}} e^{-\pi s} \left| {}_1\tilde{F}_1 \left(1 - \frac{i}{2}s; 2; \frac{i}{2}\gamma \frac{2\omega}{\Delta} \right) \right|^2 \right\}, \quad (15)$$

where the change of variables $s = \epsilon_{\perp}^2/(eE_s v_F)$ has been carried out. In a scenario where the graphene flake has a trivial bandgap [$\Delta = 0$], the second term of the expression above is negligible as compared to its leading-order contribution $j_{\Delta=0} \approx 2ev_F^{1/2} T (eE_s)^{3/2} / \pi^2$. We remark that Eq. (15) applies whenever $E_s \gg E_w$ and for $T \ll T_{\text{Bloch}}$. As no further restriction is required on the strong electric field, this expression can be a priori utilized to explore the over-critical field regime where $E_s \gg E_g$. However, care has to be taken in such a situation because the circumstances are favorable for a large number of transitions, and the internal field created by electrons and holes might deplete considerably the external field strength. This backreaction effect is, however, not taken into account, neither in the transport equation

[see Eq. (2)] nor in the approximated formulas in Eqs. (5) and (15). Because of this limitation, our efforts are focused on investigating the subcritical regime of the strong field $E_s \lesssim E_g$. Still, if the strong field is close to the critical field, Eq. (15) can be used for obtaining a glimpse of the Franz-Keldysh current. Observe that, in the scenario characterized by the condition $\gamma \ll \Delta/\omega$, i.e. when $\omega/\Delta \ll (E_s/E_g)^{1/2}$ the third argument of the regularized hypergeometric function is much smaller than unity. In such a case, ${}_1\tilde{F}_1 \approx 1$ and the current density is mainly

driven by the tunneling from valence to conduction band:

$$j \approx 2ev_F^{1/2} \frac{(eE_s)^{3/2}}{\pi^2} e^{-\pi \frac{E_g}{E_s} T} \left\{ 1 + \frac{\varepsilon^2 \pi^2}{4} \left(\frac{E_g}{E_s} \right)^2 \times \left[1 + \frac{1}{\pi} \frac{E_s}{E_g} + \frac{3}{4\pi^2} \left(\frac{E_s}{E_g} \right)^2 \right] \right\}. \quad (16)$$

In the particular case where $\varepsilon = 0$, this formula reduces to the Landau-Zener current [78]:

$$j_{\text{LZ}} \approx 2ev_F^{1/2} \frac{(eE_s)^{3/2}}{\pi^2} e^{-\pi \frac{E_g}{E_s} T}, \quad (17)$$

which turns out to be the leading order contribution when $\varepsilon \neq 0$ and $E_s < E_g$. We note that this will be the case whenever $\omega/\Delta \ll (E_s/E_g)^{1/2} < 1$.

Now, when $\gamma \gg \Delta/\omega$, and $E_s/E_g \ll 1$ the current is induced by the absorption of one photon from the fast-oscillating wave [see Eq. (7)]. In this case,

$$j \approx e\xi_w^2 T \frac{\Delta^2 \omega}{16v_F} \left(1 + \frac{\Delta^2}{\omega^2} \right) \Theta(\omega - \Delta), \quad (18)$$

where $\xi_w = eE_w/(\omega m v_F) \ll 1$ is the laser intensity parameter, and $\Theta(x)$ is the unit-step function. We remark that, unlike its three-dimensional counterpart, this current does not vanish at the pair production threshold [see cyan curve in Fig 7]. Such a behavior—due to graphene's low-dimensionality—is completely analogous to the one found in the perturbative regime of the Breit-Wheeler process, where non-vanishing rates at the energy threshold arise when odd numbers of photons are absorbed [63, 64]. The Breit-Wheeler process, however, manifests this unusual behavior in the third order in perturbation theory, which makes its experimental verification difficult. Measuring the current in Eq. (18) provides, therefore, an efficient way to confirm this low-dimensional effect. Indeed, in a scenario characterized by $E_w = 2 \times 10^{-3} E_g$, $\Delta = 2$ meV, and an interacting time $T = T_{\text{Bloch}}/3$ with $E_s \rightarrow E_w$ [see Eq. (3)], we found $j \approx 2.4 \times 10^{-8}$ A/ μm . Hence, the current to be measured as a result of the rate's lifting at the threshold is $\mathcal{I} = j\ell > 2.4$ μA , if a graphene sample with characteristic length $\ell > 100$ μm is used.

B. Current density in the combined subthreshold and subcritical regimes

This section will focus on the subcritical field regime [$E_s \ll E_g$] where the Franz-Keldysh current combines the tunneling effect with the absorption of one photon having energy just below the bandgap [$\omega \lesssim \Delta$]. We will begin our analysis by first considering an electric field with sharp edges, as provided by Eq. (1). In order to assess the enhancement induced by the fast-oscillating wave as compared to the case in which it is turned off [solid gray style], we show in Fig. 6 [solid curves] the

dependence of j and $\Delta j \equiv j(T/2) - j_{\text{LZ}}(T/2)$ with respect to the strong electric field strength E_s within the range $E_s \in [4 \times 10^{-3}, 4 \times 10^{-1}] E_g$. We have chosen a gap $\Delta = 2$ meV as reference value for our assessment, leading to the characteristic field scale $E_g = \Delta^2/(4ev_F) \approx 15.6$ V/cm. To optimize the enhancement and minimize the impact of the finite-size effect of the external field, the interacting time has been adjusted for each field strength in such a way that it accounts for one third of the characteristic Bloch's scale. This means for instance that, at $\omega = 0.98 \Delta$ and $E_s = 0.004 E_g$, the interacting time $T \approx 1.7 \times 10^2$ ns, whereas $T \approx 1.7$ ns for $E_s = 0.4 E_g$. In both panels, the results have been obtained by setting the weak field strength to $E_w = 2 \times 10^{-3} E_g$. In the course of the numerical computations, we have noted that the polarization current in the domain under consideration is insignificant compared to the corresponding conduction current. Each solid curve there is linked to a particular laser frequency, and as this parameter increases, it becomes clear that the results differ significantly from the ones associated with the standard Landau-Zener transitions [solid gray style]. This enhancement is attributed to the absorption of photons from the fast-oscillating wave in the presence of the strong field, and it becomes particularly noticeable in the range of E_s exhibited in Fig. 6. It confirms that there are two paths to boost the inter-band transitions of electrons in a photo-catalyzed system. Namely, by strengthening the strong field or through absorption of quanta from the fast-oscillating beam. The former channel rules the process as E_s increases, while the latter dominates as the contrary condition occurs.

Manifestly, the left panel in Fig. 6 exhibits a nonlinear dependence of the current j on the strong field E_s . According to Ohm's law [$j = \sigma E_s$], this implies a field-dependent conductivity σ which can be read off from Eq. (15). In the left panel of Fig. 6 the outcome resulting from the analytical formula [see Eq. (15)] has been included in dashed style. These curves, however, differ from the numerical ones in some portions along the electric field sector that is displayed. The situation is more pronounced in the case where the weak field is turned off [compare the solid and dashed gray curves], where the result deviates substantially from the exponential damping linked to the standard Landau-Zener current [see Eq. (17)]. This mismatch is due to the strong field's sharp edges, which practically control the phenomenology via the side peaks that arise in W_g [see Fig. 2, upper panel]. Although less severe, the impact of these maxima is also visible in the assisted scenario, particularly for field strengths $E_s > 5 \times 10^{-2} E_g$. In order to mitigate their influence, it is feasible to measure the currents with and without the fast-oscillating field separately, as is done in modulation spectroscopy, a technique traditionally employed for measuring the Franz-Keldysh effect [99]. The difference between these currents $\Delta j \equiv j(T/2) - j_{\text{LZ}}(T/2)$ constitutes a testable indicator for the dynamically assisted Landau-Zener transitions, and its behavior is shown in the right panel of Fig. 6.

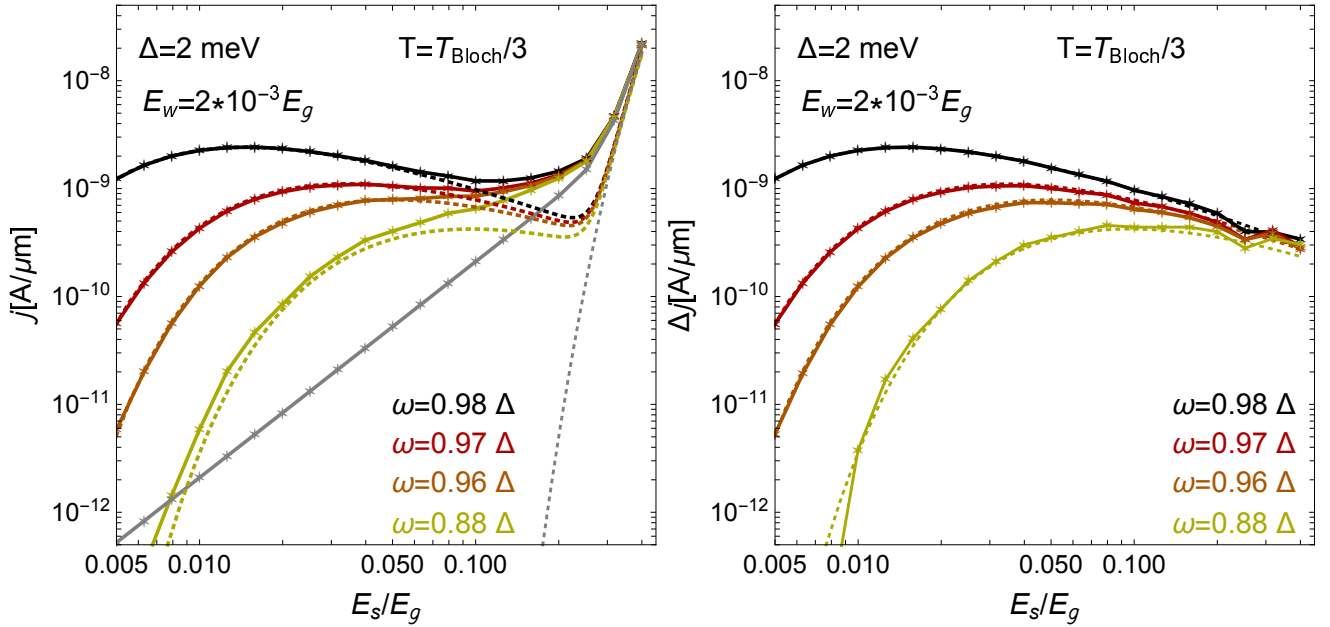


FIG. 6: Current density and its difference with respect to the case driven by the strong field solely at the stage in which the field is turned off. In both panels, the plot markers show the numerical results, which have been obtained by adjusting the interacting time to one-third of the corresponding Bloch's scale, i.e., the time is not fixed along a colored curve but rather varies from one marker to another. For comparisons, the outcomes resulting from the analytical formula (15) have been included [dashed curves]. In each panel, curves sharing the same color have been obtained by using the same parameters. Particularly, the curves in gray correspond to $E_w = 0$. All curves have been generated by setting a gap $\Delta = 2$ meV leading to a critical field $E_g = \Delta^2/(4ev_F) \approx 15.6$ V/cm.

Because the effects of the peaks in $W_g(\mathbf{p})$ are practically cancelled out, it is visible that there is good agreement between the numerical and analytical results.

For a frequency $\omega \approx 0.98 \Delta$, the black curves in both pictures tend to exhibit a local maximum at $E_s \approx 1.5 \times 10^{-2} E_g$. Indeed, for this parameter combination the current amounts to $j_{\max} \approx \Delta j_{\max} \approx 2.4 \times 10^{-9}$ A/ μm , which improves the unassisted scenario by three orders of magnitude approximately. The emergence of this local peak is a remarkable feature that would allow us to verify the process with a field strength E_s which is two orders of magnitude weaker than E_g and almost an order of magnitude larger than the weak field strength. We remark that if the previous conditions are met experimentally, the current to be measured in samples with characteristic length $\ell = 100 \mu\text{m}$ will be $\mathcal{I} = j_{\max} \ell \gtrsim 0.24 \mu\text{A}$ at the stage in which the assisted field configuration is turned off. Noteworthy, this prediction could be measurable with presently available technology. Indeed, in graphene layers with gapless band structures [$\Delta = 0$], photo-excited currents $\sim \text{pA}$ have already been detected via Landau-Zener-Stückelberg interferometry [86, 87]. It is worth remarking that, since there is a good agreement between the analytical and numerical results at the maximum, the change in slope from positive to negative around this field strength can be directly related to the number of produced quasiparticles [see Eq. (14)]. The aforementioned peak has been numerically verified

to remain essentially unchanged when a carrier envelope phase ϕ_{CEP} is inserted into the fast-oscillating wave, and it is varied continuously within $[0, \pi]$. Moreover, a comparison between the black and red curves in Fig. 6 reveals that the location of the maximum varies with changes in frequency and strong field strength. Indeed, for $\omega \approx 0.97 \Delta$, the maximum current is reached at $E_s \approx 0.04 E_g$. We remark that for the strong fields at which the maxima arise, the Landau-Zener contribution in Eq. (15) is exponentially suppressed compared to its second contribution, i.e.

$$j \approx \Delta j \approx \frac{1}{2} e v_F^{1/2} T \frac{(e E_w)^2}{\sqrt{e E_s}} \int_{E_g/E_s}^{\infty} \frac{ds s^2}{\sqrt{s - E_g/E_s}} e^{-\pi s} \times \left| {}_1\tilde{F}_1 \left(1 - \frac{i}{2} s; 2; \frac{i}{2} \gamma \frac{2\omega}{\Delta} \right) \right|^2 \quad (19)$$

with $E_w \ll E_s \ll E_g$. This is why the left sectors of each picture in Fig. 6 coincide quantitatively and qualitatively. According to this analysis, the locations of the maximum are unaffected by the amplitude E_w of the fast oscillating wave, but their heights scale quadratically with it.

Fig. 7 provides a further overview of the peaks' rise with the fast-oscillating mode's frequency ω . The picture covers an interval, ranging from the sub-threshold domain $\omega < \Delta$ to the over-threshold regime $\omega \geq \Delta$, and includes the result associated with Eq. (18) (cyan solid curve). The current density linked to this case exhibits

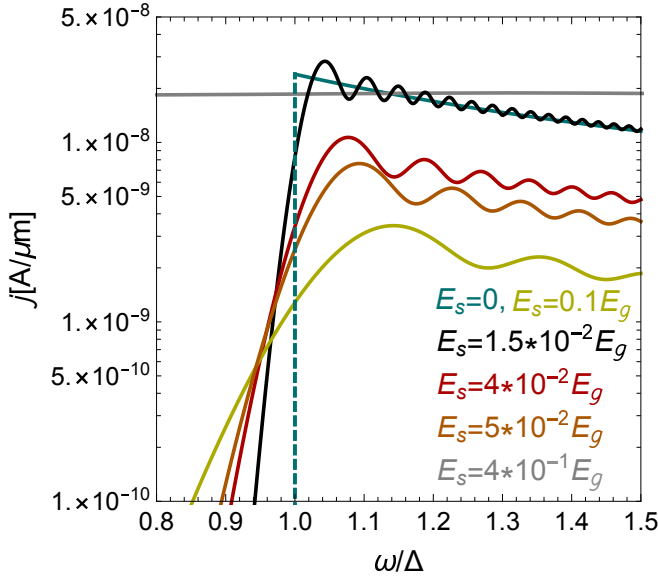


FIG. 7: Dependence of the residual current density on the frequency of the fast-oscillating wave. The curves colored in black, red, orange yellow and gray are based on the analytical formula given in Eq. (15), whereas the one in cyan corresponds to Eq. (18). The absorptive threshold is represented by the dashed line for reference. The benchmark parameters and notation used in Fig. 6 have also been adopted here.

the jump at the threshold $\omega = \Delta$ (cyan dashed line) discussed previously in Sec. IV A. By setting the strong field at the values for which the maxima of the black, red, and orange curves in the left panel of Fig. 6 are hit, respectively, the results colored in black, red, and orange in Fig. 7 have been generated. Conversely, the gray and yellow curves were obtained by setting $E_s = 0.4E_g$ and $E_s = 0.1E_g$, respectively. We observe that, below the threshold $\omega < \Delta$, the curves tend to stick closer to the vertical line as both $E_s \rightarrow 0$ and $\omega \rightarrow \Delta$. As this occurs, the absorption channel becomes more and more efficient in inducing electron transitions from the valence to the conduction band, and the current density tends to saturate to the nontrivial perturbative value $j \approx 2.4 \times 10^{-8} \text{ A}/\mu\text{m}$ dictated by Eq. (18). For frequencies above the threshold $\omega \geq \Delta$, j exhibits the characteristic oscillatory behavior of the Franz-Keldysh effect. Indeed, Fig. 7 reveals the hallmarks of this process in graphene by illustrating how the current solely associated with the perturbative absorption channel varies when a nonperturbative electric field is turned on.

Coming back to the combined sub-threshold and sub-critical regime, Fig. 8 is intended to provide insight about the trend of the current density with the change of E_s in the case where the external background is characterized by smooth turning on and off phases. The picture shows the E_s region where the numerical findings related to abrupt ramping and deramping functions differ from the corresponding analytical results. In contrast to the left panel in Fig. 6, the agreement is noticeably good in both

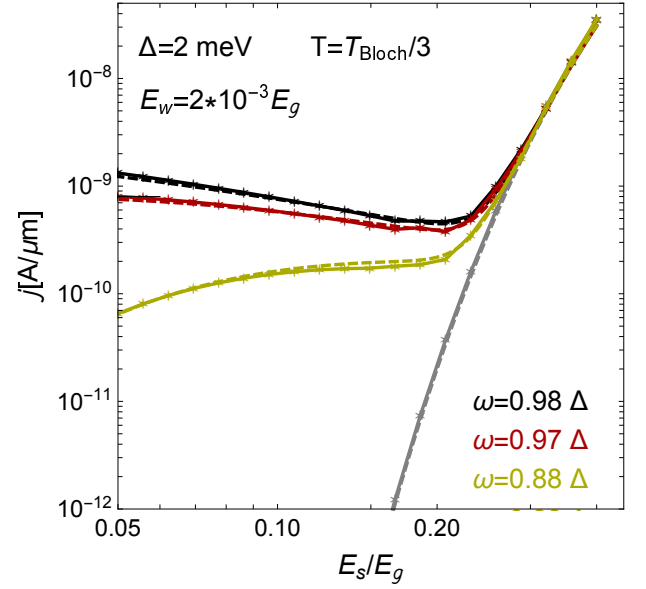


FIG. 8: Dependence of the current density on a strong field with smooth turn-on/off sectors. The benchmark parameters and notation used in Fig. 6 have also been adopted here.

the assisted and unassisted scenarios, the latter one [dotted gray curve] exhibiting the known exponential falling for small field strength. The fact that the Landau-Zener trend is less sensitive in the present situation to the field's finite size can be understood as a direct consequence of the chosen interaction time, which makes the resonances linked to the side-band terms negligible as we pointed out in Sec. III. We note that, compared to the situation dealing with abrupt turn-on/off phases, the enhancement caused by the assisting fast-oscillating wave is increased by several orders of magnitude in the current field configuration. For instance, at $E_s = 0.1E_g$ and $\omega = 0.98\Delta$ the improvement with smooth ramping and de-ramping phases with $\sin^2[\frac{1}{2}\pi(1 - 6t/T)]$ -shape exceeds the one exhibited in left panel of Fig. 6 by a factor $\sim 10^8$. This is unambiguous proof that measurements of the induced current in this situation are less sensitive to the effects of the field's finite size.

V. CONCLUSIONS

Summarizing, we have investigated the Franz-Keldysh effect in semiconductor graphene. Our study, based on the Dirac-like model, indicates that the electronic transitions are strongly influenced by the turn-on/off stages of the field background, being less affected when these phases occur smoothly on time scales larger than the formation time needed to create an electron-hole pair. A general expression for the associated current density was derived, and its various asymptotic regimes of field strength and frequency have been explored. In the scenario in which the strong field effect is suppressed as com-

pared to the one induced by the fast-oscillating wave, the current shows the characteristic threshold jump that other perturbative absorptive channels manifest when a band gap is induced in graphene. It has been argued that measurements made using the proposed setup can benefit the detection of this anomalous behavior rooted in the low dimensionality. We have verified that in the combined subcritical field and subthreshold regimes, where the absorption process competes against the tunneling effect induced by the strong field, the interband transitions of electrons are highly stimulated as compared to the prediction linked to the standard Landau-Zener effect. We have established further conditions that would ensure process optimization and pointed out that measurements of the generated current can verify the solid-

state analog of the dynamically-assisted Schwinger mechanism in QED.

Acknowledgments

RE acknowledges funding by the Deutsche Forschungsgemeinschaft (DFG, German Research Foundation), under Projektnummer 277101999 – TRR 183 (project B04), and under Germany's Excellence Strategy – Cluster of Excellence Matter and Light for Quantum Computing (ML4Q) EXC 2004/1 – 390534769. The authors thank an anonymous referee for drawing their attention to important aspects that significantly improved the manuscript.

-
- [1] D. M. Gitman, Processes of arbitrary order in quantum electrodynamics with a pair-creating external field, *J. Phys. A* **10**, 2007 (1977).
 - [2] E. S. Fradkin, D. M. Gitman, and S. M. Shvartsman, *Quantum Electrodynamics with Unstable Vacuum* Springer-Verlag, Berlin, (1991).
 - [3] S. P. Grailov and D. M. Gitman, Vacuum instability in external fields, *Phys. Rev. D* **53**, 7162 (1996).
 - [4] S. P. Grailov and D. M. Gitman, Vacuum instability in slowly varying electric fields, *Phys. Rev. D* **95**, 076013 (2017).
 - [5] F. Sauter, Über das Verhalten eines Elektrons im homogenen elektrischen Feld nach der relativistischen Theorie Diracs, *Z. Phys.* **69**, 742 (1931).
 - [6] W. Heisenberg and H. Euler, Folgerungen aus der Diracschen Theorie des Positrons, *Z. Phys.* **98**, 714 (1936).
 - [7] J. S. Schwinger, On gauge invariance and vacuum polarization, *Phys. Rev.* **82**, 664 (1951).
 - [8] See: <http://www.eli-laser.eu>
 - [9] See: <http://xcels.iapras.ru/>
 - [10] R. Alkofer, M. B. Hecht, C. D. Roberts, S. M. Schmidt and D. V. Vinnik, Pair creation and an X-ray free electron laser, *Phys. Rev. Lett.* **87**, 193902 (2001).
 - [11] F. Hebenstreit, R. Alkofer, G. Dunne and H. Gies, Momentum signatures for Schwinger pair production in short laser pulses with sub-cycle structure, *Phys. Rev. Lett.* **102**, 150404 (2009).
 - [12] S. S. Bulanov, V. D. Mur, N. V. Narozhny, J. Nees, and V. S. Popov, Multiple Colliding Electromagnetic Pulses: A Way to Lower the Threshold of positron and electron Pair Production from Vacuum, *Phys. Rev. Lett.* **104**, 220404 (2010).
 - [13] D. B. Blaschke, B. Kämpfer, A. D. Panferov, A. V. Prozorkevich, and S. A. Smolyansky, Influence of laser pulse parameters on the properties of e^-e^+ plasma created from vacuum, *Contrib. Plasma Phys.* **53**, 165 (2013).
 - [14] C. Kohlfürst, M. Mitter, G. von Winckel, F. Hebenstreit, and R. Alkofer, Optimizing the pulse shape for Schwinger pair production, *Phys. Rev. D* **88**, 045028 (2013).
 - [15] A. Gonoskov, I. Gonoskov, C. Harvey, A. Ilderton, A. Kim, M. Marklund, G. Mourou, and A. Sergeev, Probing Nonperturbative QED with Optimally Focused Laser Pulses, *Phys. Rev. Lett.* **111**, 060404 (2013).
 - [16] F. Hebenstreit, and F. Fillion-Gourdeau, Optimization of Schwinger pair production in colliding laser pulses, *Phys. Lett. B* **739**, 189 (2014).
 - [17] C. Banerjee, M. P. Singh, and A. M. Fedotov, Phase control of Schwinger pair production by colliding laser pulses, *Phys. Rev. A* **98**, 032121 (2018).
 - [18] R. Schützhold, H. Gies and G. Dunne, Dynamically assisted Schwinger mechanism, *Phys. Rev. Lett.* **101**, 130404 (2008).
 - [19] G. Dunne, H. Gies and R. Schützhold, Catalysis of Schwinger vacuum pair production, *Phys. Rev. D* **80**, 111301 (2009).
 - [20] A. Monin and M. B. Voloshin, Semiclassical calculation of photon-stimulated Schwinger pair creation, *Phys. Rev. D* **81**, 025001 (2010).
 - [21] M. Jiang, W. Su, Z. Q. Lv, X. Lu, Y. J. Li, R. Grobe, and Q. Su, Pair creation enhancement due to combined external fields, *Phys. Rev. A* **85**, 033408 (2012).
 - [22] M. F. Linder, C. Schneider, J. Sicking, N. Szpak, and R. Schützhold, Pulse shape dependence in the dynamically assisted Sauter-Schwinger effect, *Phys. Rev. D* **92**, 085009 (2015).
 - [23] C. Schneider and R. Schützhold, Prefactor in the dynamically assisted Sauter-Schwinger effect, *Phys. Rev. D* **94**, 085015 (2016).
 - [24] G. Torggrimsson, J. Oertel, and R. Schützhold, Doubly assisted Sauter-Schwinger effect, *Phys. Rev. D* **94**, 065035 (2016).
 - [25] X. G. Huang and H. Taya, Spin-dependent dynamically assisted Schwinger mechanism, *Phys. Rev. D* **100**, 016013 (2019).
 - [26] G. Torggrimsson, C. Schneider, J. Oertel, and R. Schützhold, Dynamically assisted Sauter-Schwinger effect – non-perturbative versus perturbative aspects, *J. High Energy Phys.* **06**, 043 (2017).
 - [27] G. Torggrimsson, Perturbative methods for assisted non-perturbative pair production, *Phys. Rev. D* **99**, 096002 (2019).
 - [28] S. Villalba-Chávez and C. Müller, Signatures of the Schwinger mechanism assisted by a fast-oscillating electric field, *Phys. Rev. D* **100**, 116018 (2019).
 - [29] M. Orthaber, F. Hebenstreit, and R. Alkofer, Momentum

- tum spectra for dynamically assisted Schwinger pair production, *Phys. Lett. B* **698**, 80 (2011).
- [30] C. Fey, and R. Schützhold, Momentum dependence in the dynamically assisted Sauter-Schwinger effect, *Phys. Rev. D* **85**, 025004 (2012).
- [31] I. Akal, S. Villalba-Chávez and C. Müller, Electron-positron pair production in a bifrequent oscillating electric field, *Phys. Rev. D* **90**, 113004 (2014).
- [32] A. Otto, D. Seipt, D. Blaschke, S. A. Smolyansky, and B. Kämpfer, Dynamical Schwinger process in a bifrequent electric field of finite duration: survey on amplification, *Phys. Rev. D* **91**, 105018 (2015).
- [33] A. Otto, D. Seipt, D. Blaschke, B. Kämpfer, and S. A. Smolyansky, Lifting shell structures in the dynamically assisted Schwinger effect in periodic fields, *Phys. Lett. B* **740**, 335 (2015).
- [34] A. D. Panferov, S. A. Smolyansky, A. Otto, B. Kämpfer, D. B. Blaschke, and L. Juchnowski, Assisted dynamical Schwinger effect: pair production in a pulsed bifrequent field, *Eur. Phys. J. D* **70**, 56 (2016).
- [35] A. Otto, H. Oppitz, and B. Kämpfer, Assisted Vacuum Decay by Time Dependent Electric Fields, *Eur. Phys. J. A* **54**, 23 (2018).
- [36] I. A. Aleksandrov, G. Plunien, and V. M. Shabaev, Dynamically assisted Schwinger effect beyond the spatially-uniform-field approximation, *Phys. Rev. D* **97**, 116001 (2018).
- [37] I. Sitiwaldi and B. S. Xie, Pair production by three fields dynamically assisted Schwinger process, *Phys. Lett. B* **777**, 406 (2018).
- [38] I. Taya, Franz-Keldysh effect in strong-field QED, *Phys. Rev. D* **99**, 056006 (2019).
- [39] A. Di Piazza, E. Lötstedt, A. I. Milstein, and C. H. Keitel, Barrier control in tunneling $e^+ - e^-$ photoproduction, *Phys. Rev. Lett.* **103**, 170403 (2009).
- [40] S. Augustin and C. Müller, Nonperturbative Bethe-Heitler pair creation in combined high- and low-frequency laser fields, *Phys. Lett. B* **737**, 114 (2014).
- [41] M. J. A. Jansen and C. Müller, Strongly enhanced pair production in combined high- and low-frequency laser fields, *Phys. Rev. A* **88**, 052125 (2013).
- [42] D. L. Burke et al., Positron production in multiphoton light-by-light scattering, *Phys. Rev. Lett.* **79**, 1626 (1997).
- [43] S. Meuren, Probing strong-field QED at FACET-II (SLAC E-320), <https://conf.slac.stanford.edu/facet-2-2019/sites/facet-2-2019.conf.slac.stanford.edu/files/basic-page-docs/sfqed2019.pdf>.
- [44] H. Abramowicz et al., Letter of Intent for the LUXE Experiment, *arXiv:1909.00860*.
- [45] H. Abramowicz et al., *Conceptual design report for the LUXE experiment*, *Eur. Phys. J. Spec. Top.* **230**, 2445, (2021).
- [46] C. H. Keitel et al., Photo-induced pair production and strong field QED on Gemini, *arXiv:2103.06059*.
- [47] F. C. Salgado et al., Towards pair production in the non-perturbative regime, *New J. Phys.* **21**, 105002, (2021).
- [48] A. Golub, S. Villalba-Chávez and C. Müller, Non-linear Breit-Wheeler pair production in collisions of bremsstrahlung γ -quanta and a tightly focussed laser pulse, *Phys. Rev. D* **105**, 116016 (2022).
- [49] L. Landau, Zur Theorie der Energieübertragung. II, *Physik. Z. Sowjet.* **2**, 46 (1932).
- [50] C. Zener, Non-Adiabatic Crossing of Energy Levels, *Proc. R. Soc. (London)* **A137**, 696 (1932).
- [51] K. S. Novoselov, et al., Electric Field effect in atomically thin Carbon films, *Science* **306**, 666 (2004).
- [52] K. S. Novoselov et al., Two-dimensional atomic crystals, *Proc. Natl. Acad. Sci.* **102**, 10451 (2005).
- [53] K. S. Novoselov et al., Two-dimensional gas of massless Dirac fermions in graphene, *Nature* **438**, 197 (2005).
- [54] M. A. H. Vozmediano, M. I. Katsnelson and F. Guinea, Gauge fields in graphene, *Phys. Rep.* **496**, 109 (2010).
- [55] D. N. Basov, M. M. Fogler, A. Lanzara, F. Wang and Y. Zhang, Colloquium: Graphene Spectroscopy, *Rev. Mod. Phys.* **86**, 959 (2014).
- [56] S. Y. Zhou et al., Substrate-induced bandgap opening in epitaxial graphene, *Nature Materials* **6**, 770 (2007).
- [57] G. Giovannetti, P. A. Khomyakov, G. Brocks, P. J. Kelly and J. van den Brink, Substrate-induced band gap in graphene on hexagonal boron nitride: Ab initio density functional calculations, *Phys. Rev. B* **76**, 073103 (2007).
- [58] A. Varykhalov, J. Sánchez-Barriga, A. M. Shikin, C. Biswas, E. Vescovo, A. Rybkin, D. Marchenko and O. Rader, Electronic and Magnetic Properties of Quasifreestanding Graphene on Ni, *Phys. Rev. Lett.* **101**, 157601 (2008).
- [59] P. R. Wallace, The band theory of graphite, *Phys. Rev.* **71**, 622 (1947).
- [60] G. L. Klimchitskaya, and V. M. Mostepanenko, Creation of quasiparticles in graphene by a time-dependent electric field, *Phys. Rev. D* **87**, 125011 (2013).
- [61] I. Akal, R. Egger, C. Müller and S. Villalba-Chávez, Low-dimensional approach to pair production in an oscillating electric field: Application to bandgap graphene layers, *Phys. Rev. D* **93**, 116006 (2016).
- [62] I. Akal, R. Egger, C. Müller and S. Villalba-Chávez, Simulating dynamically assisted production of Dirac pairs in gapped graphene monolayers, *Phys. Rev. D* **99**, 016025 (2019).
- [63] A. Golub, R. Egger, C. Müller and S. Villalba-Chávez, Dimensionality-driven photoproduction of massive Dirac pairs near threshold in gapped graphene monolayers, *Phys. Rev. Lett.* **124**, 110403 (2020).
- [64] A. Golub, S. Villalba-Chávez and C. Müller, Strong-field Breit-Wheeler pair production in QED₂₊₁, *Phys. Rev. D* **103**, 096002 (2021).
- [65] W. Franz, Einfluß eines elektrischen Feldes auf eine optische Absorptionskante, *Z. Naturf.* **13a**, 484 (1958).
- [66] L. V. Keldysh, Behavior of Non-Metallic Crystals in Strong Electric Fields, *J. Exp. Theor. Phys.* **33**, 994 (1957); [*Sov. Phys. JETP* **6**, 763 (1958)].
- [67] R. Williams, Electric Field Induced Light Absorption in CdS, *Phys. Rev.* **117**, 1487 (1960).
- [68] H. I. Ralph, On the theory of the Franz-Keldysh effect, *J. Phys. C* **2**, 378 (1960).
- [69] A. P. Jauho and K. Johnsen, Dynamical Franz-Keldysh Effect, *Phys. Rev. Lett.* **76**, 4576 (1996).
- [70] K. B. Nordstrom, et al., Excitonic Dynamical Franz-Keldysh Effect, *Phys. Rev. Lett.* **81**, 457 (1998).
- [71] R. E. Putnam jr., and M. E. Raikh, Damping of the Franz-Keldysh oscillations in the presence of disorder, *Solid State Comm.* **353**, 114861 (2022).
- [72] A. I. Berdyugin et al., Out-of-equilibrium criticalities in graphene superlattices, *Science* **375**, 430 (2022).
- [73] A. Schmitt et al., Mesoscopic Klein-Schwinger effect in graphene, *Nature Phys.* **19**, 830 (2023).

- [74] A. H. Castro Neto, F. Guinea, N. M. R. Peres, K. S. Novoselov and A. K. Geim, The electronic properties of graphene, *Rev. Mod. Phys.* **81**, 109 (2009).
- [75] V. N. Kotov, B. U. Uchoa, V. M. Pereira, F. Guinea and A. H. Castro Neto, Electron-electron interactions in graphene: Current Status and Perspectives, *Rev. Mod. Phys.* **84**, 1067 (2012).
- [76] D. Allor, T. D. Cohen and D. A. McGady, The Schwinger mechanism and graphene, *Phys. Rev. D* **78**, 096009 (2008).
- [77] M. Lewkowicz and B. Rosenstein, Dynamics of Particle-Hole Pair Creation in Graphene, *Phys. Rev. Lett.* **102**, 106802 (2009).
- [78] B. Dóra and R. Moessner, Nonlinear electric transport in graphene: Quantum quench dynamics and the Schwinger mechanism, *Phys. Rev. B* **81**, 165431 (2010).
- [79] M. Lewkowicz, H. C. Kao and B. Rosenstein, Signature of the Schwinger pair creation rate via radiation generated in graphene by a strong electric current *Phys. Rev. B* **84**, 035414 (2011).
- [80] H. K. Avetissian, A. K. Avetissian, G. F. Mkrtchian and Kh. V. Sedrakian, Creation of particle-hole superposition states in graphene at multiphoton resonant excitation by laser radiation, *Phys. Rev. B* **85**, 115443 (2012).
- [81] F. Fillion-Gourdeau and S. MacLean, Time-dependent pair creation and the Schwinger mechanism in graphene, *Phys. Rev. B* **92**, 035401 (2015).
- [82] F. Fillion-Gourdeau, D. Gagnon, C. Lefebvre and S. MacLean, Time-domain quantum interference in graphene, *Phys. Rev. B* **94**, 125423 (2016).
- [83] I. V. Oladyshekin, S. B. Bodrov, Yu. A. Sergeev, A. I. Korytin, M. D. Tokman, and A. N. Stepanov, Optical emission of graphene and electron-hole pair production induced by a strong terahertz field, *Phys. Rev. B* **96**, 155401 (2017).
- [84] Ch. Lui, K. F. Mak, J. Shan, and T. F. Heinz, Ultrafast Photoluminescence from Graphene, *Phys. Rev. Lett.* **105**, 127404 (2010).
- [85] S. Tani, F. Blanchard, and K. Tanaka, Ultrafast Carrier Dynamics in Graphene Under a High Electric Field, *Phys. Rev. Lett.* **109**, 166603 (2012).
- [86] T. Higuchi, C. Heide, K. Ullmann, H. B. Weber and P. Hommelhoff, Light-field-driven currents in graphene, *Nature* **550**, 224 (2017).
- [87] C. Heide, T. Higuchi, H. B. Weber and P. Hommelhoff, Coherent Electron Trajectory Control in Graphene, *Phys. Rev. Lett.* **121**, 207401 (2018).
- [88] M. F. Linder, A. Lorke, and R. Schützhold, Analog Sauter-Schwinger effect in semiconductors for spacetime-dependent fields, *Phys. Rev. B* **97**, 035203 (2018).
- [89] S. M. Schmidt, D. Blaschke, G. Röpke, S. A. Smolyansky, A. V. Prozorkevich, A quantum kinetic equation for particle production in the Schwinger mechanism, *Int. J. Mod. Phys. E* **07**, 709 (1998).
- [90] Y. Kluger, E. Mottola, and J. M. Eisenberg, Quantum Vlasov equation and its Markov limit, *Phys. Rev. D* **58**, 125015 (1998).
- [91] S. M. Schmidt, D. Blaschke, G. Röpke, A. V. Prozorkevich, S. A. Smolyansky, V. D. Toneev, Non-Markovian effects in strong-field pair creation, *Phys. Rev. D* **59**, 094005 (1999).
- [92] S. A. Smolyansky, A. D. Panferov, D. Blaschke, and N. T. Gevorgyan, Kinetic equation approach to graphene in strong external fields, *Particles* **3**, 456 (2020).
- [93] S. P. Grailov, D. M. Gitman, V. V. Dmitriev, A. D. Panferov, and S. A. Smolyansky, Radiation problems accompanying carrier production by an electric field in graphene, *Universe* **6**, 205 (2020).
- [94] B. Rosenstein, M. Lewkowicz, H. C. Kao, and Y. Korniyenko, Ballistic transport in graphene beyond linear response, *Phys. Rev. B* **81**, 041416(R) (2010).
- [95] F. W. J. Olver, D. W. Lozier, R. F. Boisvert, and C. W. Clark, *NIST Handbook of Mathematical Functions*, Cambridge University Press, England, (2010).
- [96] A. Pierret, D. Mele, H. Graef, J. Palomo, T. Taniguchi, K. Watanabe, Y. Li, B. Toury, C. Journet, P. Steyer, V. Garnier, A. Loiseau, J. M. Berroir, E. Bocquillon, G. Fève, C. Voisin, E. Baudin, M. Rosticher, and B. Plaçais, Dielectric permittivity, conductivity and breakdown field of hexagonal boron nitride, arXiv:2201.05826v2.
- [97] A. A. Grib, V. M. Mostepanenko, and V. M. Frolov, Particle creation from vacuum by a homogeneous electric field in the canonical formalism, *Theor. Math. Phys.* **13**, 1207 (1972); V. M. Mostepanenko, and V. M. Frolov, *Yad. Fiz.* **19**, 885 (1974) [*Sov. J. Nucl. Phys.* **19**, 451 (1974).]
- [98] V. G. Bagrov, D. M. Gitman, and Sh. M. Shvartsman, Concerning the production of electron-positron pairs from vacuum, *Zh. Eksp. Teor. Fiz.* **68**, 392 (1975) [*Sov. Phys. JETP* **41**, 191 (1975).]
- [99] M. Cardona, *Modulation spectroscopy*, Solid State Physics, Academic Press, New York, (1969), Suppl. 11.
- [100] S. P. Grailov, D. M. Gitman, and N. Yokomizo, Dirac fermions in strong electric field and quantum transport in graphene, *Phys. Rev. D* **86**, 125022 (2012).
- [101] Y. Kluger, J. M. Eisenberg, B. Svetitsky, F. Cooper, and E. Mottola, Pair production in a Strong Electric Field, *Phys. Rev. Lett.* **67**, 2427 (1991).
- [102] J. C. R. Bloch, V. A. Mizerny, A. V. Prozorkevich, C. D. Roberts, S. M. Schmidt, S. A. Smolyansky, and D. V. Vinnik, Pair creation: back reactions and dampings, *Phys. Rev. D* **60**, 116011 (1999).
- [103] A. Otto, D. Graeving, and B. Kämpfer, Response of the QED(2) vacuum to a quench: Long-term oscillations of the electric field and the pair creation rate, *Plasma Phys. Control. Fusion* **61**, 074002 (2019).
- [104] Here m_e refers to the electron mass and c to the speed of light. From now on the Planck constant and the vacuum permittivity are set to unity $\hbar = \epsilon_0 = 1$.
- [105] In contrast to the vacuum decay, there exists an experimental confirmation of the nonlinear Breit-Wheeler pair production channel in the few photon regime, where the rate follows a power law scaling with the applied field strength [42]. New campaigns aim to verify the fully nonperturbative regime of this process [see Refs. [43–48]].
- [106] Let us briefly mention that the source of the strong field could alternatively be generated from an additional laser beam with a frequency $\Omega \ll \omega$ and intensity higher than those associated with the fast-oscillating wave. The upcoming study must be then understood in such a situation as the leading order contribution of an adiabatic approximation.
- [107] We have checked that the discontinuous behavior of the potential $\mathcal{A}(t)$ at $t = \pm T/2$ does not affect the outcome

of our numerical calculations.