

Control-enhanced quantum metrology under Markovian noise

Yue Zhai,^{1,2,3} Xiaodong Yang,^{1,2,3,*} Kai Tang,^{1,2,3} Xinyue Long,^{4,1,3}
Xinfang Nie,^{4,1,3} Tao Xin,^{1,2,3} Dawei Lu,^{4,1,2,3} and Jun Li^{1,2,3,†}

¹*Shenzhen Institute for Quantum Science and Engineering,
Southern University of Science and Technology, Shenzhen, 518055, China*

²*International Quantum Academy, Shenzhen, 518055, China*

³*Guangdong Provincial Key Laboratory of Quantum Science and Engineering,
Southern University of Science and Technology, Shenzhen, 518055, China*

⁴*Department of Physics, Southern University of Science and Technology, Shenzhen, China*

Quantum metrology is supposed to significantly improve the precision of parameter estimation by utilizing suitable quantum resources. However, the predicted precision can be severely distorted by realistic noises. Here, we propose a control-enhanced quantum metrology scheme to defend against these noises to improve the metrology performance. Our scheme can automatically alter the parameter-encoding dynamics with adjustable controls, thus leading to optimal resultant states that are less sensitive to the noises under consideration. As a demonstration, we numerically apply it to the problem of frequency estimation under several typical Markovian noise channels. By comparing our control-enhanced scheme with the standard scheme and the ancilla-assisted scheme, we show that our scheme performs better and can improve the estimation precision up to around one order of magnitude. Furthermore, we conduct a proof-of-principle experiment in a nuclear magnetic resonance system to verify the effectiveness of the proposed scheme. The research here is helpful for current quantum platforms to harness the power of quantum metrology in realistic noise environments.

I. INTRODUCTION

Quantum metrology concerns how to manipulate available quantum resources to acquire the best estimation precision of the parameters to be measured [1–3]. The standard procedure of quantum metrology consists of preparing an input probe state, having it interact with the encoding dynamics, and measuring the output state to extract the parameter. Ideally, in the absence of noise, quantum systems undergo unitary evolutions. Additionally, it has been well established that entangled probe states with optimal measurements can achieve a precision improvement of the estimated parameter over classical strategies, up to a factor of $1/\sqrt{N}$ in the number of particles N [4]. However, for noisy processes, the inevitable interplay with environments leads to nonunitary evolutions and limits the usefulness of the aforementioned quantum strategies [5, 6]. For example, maximally entangled states can lose their advantages when subjected to dephasing effects [7, 8]. Under different noisy environments, the ultimate precision bounds that can be attained have attracted many theoretical studies [9–13]. Nevertheless, how to use available resources in realistic experiments to saturate these bounds is still an urgent research area [14–18].

The harmfulness of these unavoidable noises can be mitigated by applying additional controls in the metrology process. Representative approaches include dynamical decoupling [19–21] and quantum error correction [22, 23], yet they are usually designed for special cases

or need abundant extra resources and thus are rarely explored experimentally. Carefully derived feedback controls have been proven to be helpful for maintaining the precision limit [24, 25] but are hard to obtain in experiments. Ancilla-assisted approaches [26–29], which utilize the entanglement and joint measurement of the system and the ancillary qubits, are certainly effective, but at the expense of involving extra qubits and measurements. Recently, researchers attempted to iteratively find optimal controls that interact with the encoding dynamics to improve the metrology performance through the use of a gradient-based algorithm [30–34] or reinforcement learning algorithm [35, 36]. These control-enhanced methods are general and flexible, but the optimizations need hard-to-obtain gradient information or extensive training data, which restrict their experimental applications [37, 38]. Furthermore, the comparison with the other methods mentioned is still less explored.

In this work, we propose a control-enhanced quantum metrology scheme to tackle the noise issue. It functions by iteratively refreshing adjustable controls to alter the encoding dynamics, thus automatically driving the system to certain states that are more robust to the noises under consideration. We use a gradient-free Nelder-Mead simplex algorithm [39] to accomplish the learning process, which requires fewer experimental resources and is more likely to reach global optimum than the gradient-based algorithms. Other gradient-free algorithms [40–42] are also applicable here. To demonstrate its effectiveness, we test it in the case of frequency estimation under common Markovian noise environments. We also compare the proposed scheme with the ancilla-assisted scheme [26–29], showing that the precision can be improved by almost an order of magnitude. Further-

* yangxd@sustech.edu.cn

† lij3@sustech.edu.cn

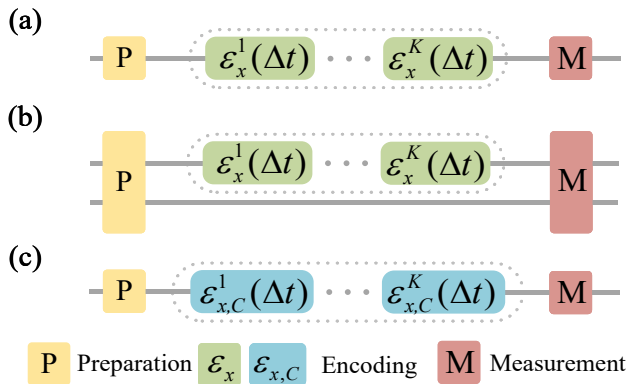


FIG. 1. Comparison of three quantum metrology schemes. (a) Standard scheme. A theoretical optimal probe state ρ_0 (usually the maximally entangled state) interacts with the encoding dynamics ε_x over a time period T , which is divided into $K = T/\Delta t$ equal parts $\varepsilon_x^k(\Delta t)$, with $k = 1, 2, \dots, K$. Suitable measurements are then performed on the resultant state ρ_x to extract the parameter information. (b) Ancilla-assisted scheme. The system and the ancillary qubit are first jointly prepared at the maximally entangled state, and then the system solely interacts with the sliced encoding dynamics $\varepsilon_x^k(\Delta t)$; finally, a joint measurement is performed. (c) Control-enhanced scheme. The system is started from an arbitrary initial probe state ρ_0 . The encoding dynamics is engineered with adjustable controls, marked as $\varepsilon_{x,C}^k(\Delta t)$ for each time length Δt . The resultant state ρ_x is then evaluated by suitable measurements, and the controls are iteratively refreshed by a suitable optimization algorithm. This procedure automatically alters the encoding dynamics to engineer the initial probe to some optimal one that is insensitive to the noises under consideration.

more, we experimentally verify the proposed scheme in a nuclear-magnetic-resonance system considering pure dephasing noise. The outline of this study is described as follows. First, we introduce the control-enhanced quantum metrology scheme in Sec. II. Second, we conduct numerical simulations considering several kinds of Markovian noise channels in Sec. III. Next, we show the results of experimental verifications in Sec. IV. Finally, some conclusions and a discussion are provided in Sec. V.

II. FRAMEWORK

Consider the task of estimating the parameter x in the general form of Hamiltonian $\mathcal{H}_0(x)$ under specific Markovian noises. The standard metrology scheme is to first prepare the system at some theoretically optimal probe state ρ_0 , then have it interact with the encoding dynamics ε_x , and finally perform suitable measurements, as shown in Fig. 1(a). However, the metrology performance can be greatly affected by noises, and determining how to manipulate available resources to achieve the best precision is challenging. It has been verified that the ancilla-assisted scheme [26–29], as shown in Fig. 1(b),

moderately improves the metrology performance by entangling the system with the ancillary qubit but needs extra qubit resources and joint measurements. Here, we propose a practical control-enhanced scheme to alter the encoding dynamics such that the noises can be resisted for better metrology, as shown in Fig. 1(c). With iteratively refreshed controls interacting with the encoding dynamics, the optimal resultant state can be automatically discovered, which is less sensitive to the noises. In the following, we describe our control-enhanced scheme in detail.

A. Simulation of the encoding dynamics

We first describe how to simulate the encoding dynamics with controls and Markovian noises. The noiseless Hamiltonian of a controlled system can be written as

$$\mathcal{H} = \mathcal{H}_0(x) + \sum_{l=1}^L u_l(t)\mathcal{H}_l, \quad (1)$$

where $\mathcal{H}_0(x)$ denotes the encoding Hamiltonian, x is the parameter to be estimated, and $u_l(t) : t \in [0, T]$ represents the amplitude of the l th control field with respect to the control Hamiltonian \mathcal{H}_l . Suppose that the system is in a Markovian environment; then the encoding dynamics can be described by the following Lindblad equation [43, 44] :

$$\begin{aligned} \frac{d\rho}{dt} &= -i[\mathcal{H}, \rho] + \sum_v \gamma_v \left(L_v \rho L_v^\dagger - \frac{1}{2} \{L_v^\dagger L_v, \rho\} \right) \\ &\equiv \mathcal{L}(\rho) \equiv -i\mathcal{H}^\times(\rho) + \Gamma(\rho), \end{aligned} \quad (2)$$

where ρ is the system state and \mathcal{L} , \mathcal{H}^\times , and Γ denote the superoperators for the total, noiseless, and noisy evolution dynamics, respectively. For the noisy part, the Lindblad operators L_v are used to model various dissipative channels, and the constants γ_v are the corresponding dissipative rates.

To conveniently solve this equation, we use Liouville's representation to reshape the states and operators [45]. By stacking the columns of the quantum state $\rho = \sum_{ij} \rho_{ij} |i\rangle\langle j|$, we get the corresponding vector representation, i.e., $\rho \rightarrow |\rho\rangle = \sum_{ij} \rho_{ij} |j\rangle \otimes |i\rangle$. Meanwhile, the effects of the operators U and V performed on ρ can be rephrased as $U\rho V \rightarrow |U\rho V\rangle = V^T \otimes U|\rho\rangle$. In this way, the solution of the above equation can be formally written as

$$|\rho(t)\rangle = e^{\hat{\mathcal{L}}t} |\rho(0)\rangle, \hat{\mathcal{L}} = -i\hat{\mathcal{H}}^\times + \hat{\Gamma}, \quad (3)$$

where $\hat{\mathcal{L}}$, $\hat{\mathcal{H}}^\times$, and $\hat{\Gamma}$ represent the superoperators in the Liouville representation. Precisely, $\hat{\mathcal{H}}^\times$ and $\hat{\Gamma}$ satisfy the following transformation rules: $\hat{\mathcal{H}}^\times = \mathbb{I} \otimes \mathcal{H} - \mathcal{H}^* \otimes \mathbb{I}$ and $\hat{\Gamma} = \sum_v \frac{\gamma_v}{2} (L_v^* \otimes L_v - \frac{1}{2} \mathbb{I} \otimes L_v^\dagger L_v - \frac{1}{2} L_v^T L_v^* \otimes \mathbb{I})$, where \mathbb{I} represents the identity matrix.

B. Evaluation of the metrology performance

We proceed to describe how to evaluate the metrology performance by estimating x . We denote the system's initial state as $\rho_0 = \rho(0)$ and denote the final state after encoding with controls and noises as $\rho_x = \rho(T)$. Normally, the standard deviation of estimating x can be quantified by the quantum Cramér-Rao bound, i.e., $\Delta x \geq 1/\sqrt{F_Q}$ [1], where F_Q represents the quantum Fisher information (QFI). For a general final state ρ_x , its QFI can be calculated by [3]

$$F_Q(\rho_x) = \sum_{p,q;\lambda_p+\lambda_q>0} \frac{2}{\lambda_p + \lambda_q} |\langle p|\partial_x \rho_x|q\rangle|^2, \quad (4)$$

where p, q and λ_p, λ_q are the eigenvalues and eigenvectors of ρ_x . Furthermore, in consideration of the cost of encoding time T , we can introduce the sensitivity v to more carefully evaluate the metrology performance, i.e.,

$$v = \frac{\sqrt{T}}{\gamma_c \sqrt{F_Q}}, \quad (5)$$

where γ_c is the transduction parameter, for example, the gyromagnetic ratio for estimating magnetic fields.

C. Optimization of the controls

To achieve the best metrology performance, the key task is optimizing the adjustable controls. For convenience, we divide the total encoding time T into $K = T/\Delta t$ slices. Thus, the noiseless Hamiltonian becomes $\mathcal{H}[k] = \mathcal{H}_0(x) + \sum_{l=1}^L u_l[k]\mathcal{H}_l$, with $k = 1, 2, \dots, K$. The final system state can then be calculated by

$$|\rho(T)\rangle\rangle = \Pi_{k=1}^K e^{\hat{\mathcal{L}}[k]\Delta t} |\rho(0)\rangle\rangle = \Pi_{k=1}^K \varepsilon_{x,C}^k(\Delta t) |\rho(0)\rangle\rangle, \quad (6)$$

where $\varepsilon_{x,C}^k$ denotes the k th sliced dynamical evolution superoperator. Now the problem becomes finding the optimal sliced control fields $\mathbf{u} = (u_l[k])$, with $k = 1, 2, \dots, K$ and $l = 1, 2, \dots, L$, to maximize the QFI or minimize the sensitivity. Many optimization algorithms can be used to accomplish this task; here, we choose the Nelder-Mead simplex algorithm [39]. It is a multidimensional unconstrained direct-search algorithm without resorting to gradients. Due to its simplicity, it has been successfully implemented in various advanced quantum control experiments [46–48]. It is based on applying some geometric transformations, including reflection, expansion, contraction, and shrinkage, on an initialized working simplex which consists of many vertices representing the to-be-optimized parameter vectors. The vertices are renewed in the optimal-solution direction iteratively until the stopping criterion is met. In our optimization, we use the MATLAB function FMINSEARCH to conveniently include this method.

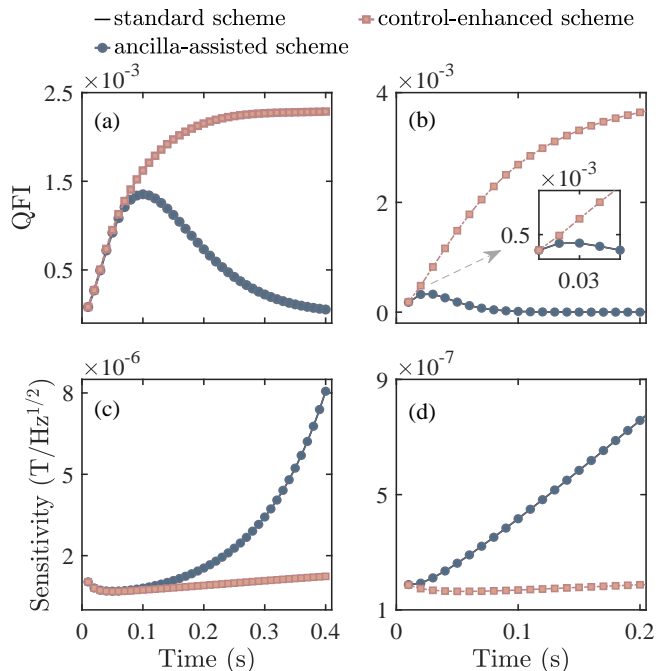


FIG. 2. Numerical comparison of three quantum metrology schemes on frequency estimation under parallel-dephasing noise. (a) and (c) show the QFI and the sensitivity vs the encoding time for single-qubit dephasing noise, where we set $\gamma = 1/T_2 = 10 \text{ s}^{-1}$, and $\omega_0 = 2\pi$. (b) and (d) plot the QFI and the sensitivity vs the encoding time under two-qubit uncorrelated dephasing noise, where we set $\gamma^n = 1/T_2^n = 10 \text{ s}^{-1}$, with $n = 1, 2$ and $\omega_0 = 2\pi$. In all the plots, the curve of the standard scheme and that of the ancilla-assisted scheme coincide with each other.

III. NUMERICAL SIMULATIONS

To demonstrate the effectiveness of the proposed control-enhanced scheme, we apply it to the problem of frequency estimation under some typical Markovian noise channels, including parallel dephasing, transverse dephasing, and amplitude damping. Specifically, we consider estimating the frequency ω_0 along z axis using one or two carbon nuclear spins. By comparing the metrology metrics QFI and sensitivity, we show the advantage of our control-enhanced scheme over the standard and ancilla-assisted schemes.

A. Parallel-dephasing channel

Parallel dephasing is a common dominant noise source for many physical platforms [49, 50]. For the parallel-dephasing channel, the corresponding Lindblad operators are $L_1 = \sigma_z/\sqrt{2}$ and $L_2 = \mathbb{I}$; thus, the Lindblad equation in Eq. (2) can be explicitly written as

$$\frac{d\rho}{dt} = -i[\mathcal{H}, \rho] + \frac{\gamma}{2}(\sigma_z \rho \sigma_z - \rho), \quad (7)$$

where $\gamma = 1/T_2$ and T_2 characterizes the coherence time. We consider transverse controls; thus, the encoding Hamiltonian in Eq. (1) becomes $\mathcal{H}(\omega_0) = \omega_0\sigma_z/2 + u_x(t)\sigma_x/2 + u_y(t)\sigma_y/2$, with $x = \omega_0$. Without loss of generality, we set $\gamma = 10 \text{ s}^{-1}$, $\omega_0 = 2\pi$ in our simulations; see the results in Figs. 2(a) and 2(c). From Fig. 2(a), it can be seen that when the encoding time T is smaller than the coherence time T_2 , neither the ancilla-assisted scheme nor our control-enhanced scheme can visibly improve the QFI compared to the standard scheme. The reason is that the decoherence effect has little influence on the metrology performance within the coherence time; thus, the standard scheme is already optimal. However, when increasing the encoding time beyond T_2 , the QFI for the standard scheme quickly decays because of the severe decoherence. The ancilla-assisted scheme also fails to increase the QFI due to the fact that maximally entangled states will lose their advantages compared to the uncorrelated states in the presence of decoherence [7]. Remarkably, our control-enhanced scheme can maintain a QFI increment for the encoding time that is far beyond T_2 ; thus, the sensitivity can be improved by almost an order of magnitude compared to the standard scheme and the ancilla-assisted scheme, as shown in Fig. 2(c).

The above results demonstrate the effectiveness of our control-enhanced scheme for improving the metrology performance under one-qubit parallel-dephasing noise; we now explore its abilities in the two-qubit case. For simplicity, we assume that the two qubits are uncorrelated; thus, the Lindblad operators can be expressed as $L_n = \sigma_z^n/\sqrt{2}$, $n = 1, 2$, and the corresponding Lindblad equation in Eq. (2) can be rewritten as

$$\frac{d\rho}{dt} = -i[\mathcal{H}, \rho] + \sum_{n=1}^2 \frac{\gamma_n}{2} (\sigma_z^n \rho \sigma_z^n - \rho), \quad (8)$$

with

$$\mathcal{H} = \sum_{n=1}^2 \left[\frac{1}{2} \omega_0 \sigma_z^n + u_x^n(t) \sigma_x^n / 2 + u_y^n(t) \sigma_y^n / 2 \right], \quad (9)$$

where σ_α^n ($\alpha = x, y, z; n = 1, 2$) represent the Pauli operators for the n th qubit, u_x^n and u_y^n are the transverse controls applied to the n th qubit, and $\gamma_n = 1/T_2^n$ characterize the corresponding dephasing rates. We set $\gamma_1 = \gamma_2 = 10 \text{ s}^{-1}$ and $\omega_0 = 2\pi$ in our simulations; see the results in Figs. 2(b) and 2(d). From Fig. 2(b), it can be seen that the optimal encoding time using the standard scheme is much smaller than $T_2^1(T_2^2)$; this is because the multi-qubit dephasing noises quickly destroy the system coherence, thus achieving an even smaller QFI than the single-qubit case in Fig. 2(a). Similarly, we find that the ancilla-assisted scheme cannot improve the metrology performance compared to the standard scheme. By implementing our control-enhanced scheme, the QFI can be greatly increased, and the sensitivity in Fig. 2(d) can also be enhanced, up to around an order of magnitude. This verifies the effectiveness of our method in the two-qubit parallel-dephasing noise environment.

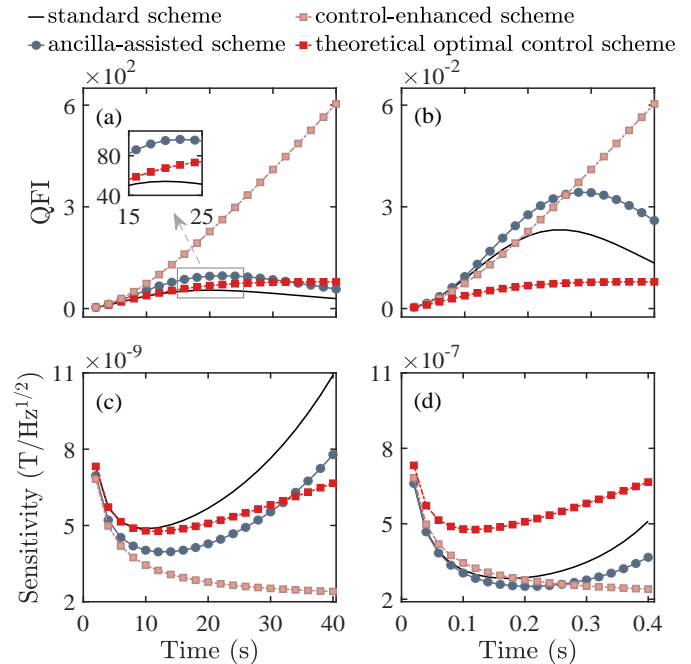


FIG. 3. Numerical comparison of four quantum metrology schemes on frequency estimation under transverse-dephasing noise. (a) and (c) show the QFI and the sensitivity vs the encoding time for $\gamma = 0.1 \text{ s}^{-1}$ and $\omega_0 = 2\pi$. (b) and (d) demonstrate similar cases, but with $\gamma = 10 \text{ s}^{-1}$.

B. Transverse-dephasing channel

For transverse-dephasing noise, the Lindblad operators are $L_1 = \sigma_x/\sqrt{2}$ and $L_2 = \mathbb{I}$; thus, the corresponding Lindblad equation in Eq. (2) can be explicitly expressed as

$$\frac{d\rho}{dt} = -i[\mathcal{H}, \rho] + \frac{\gamma}{2} (\sigma_x \rho \sigma_x - \rho), \quad (10)$$

where γ denotes the transverse-dephasing rate. Here, we consider longitudinal controls; thus, the encoding Hamiltonian in Eq. (1) becomes $\mathcal{H}(\omega_0) = \omega_0\sigma_z/2 + u_z(t)\sigma_z/2$, with $x = \omega_0$. In our simulations, we set $\omega_0 = 2\pi$ and consider two cases with the distinct dephasing rates $\gamma = 0.1 \text{ s}^{-1}$ and $\gamma = 10 \text{ s}^{-1}$. In addition to the standard scheme, the ancilla-assisted scheme, and our control-enhanced scheme, we demonstrate the results using the theoretical optimal controls predicted in Ref. [30], namely, $u_x(t) = u_y(t) = 0$ and $u_z(t) = -\omega_0$; this is called the theoretical optimal control scheme.

For a small dephasing rate $\gamma = 0.1 \text{ s}^{-1}$, the simulation results are shown in Figs. 3(a) and 3(c). From Fig. 3(a), it can be seen that the optimal encoding time with the standard scheme satisfies $T_{\text{opt}} \simeq 2/\gamma = 20 \text{ s}$ (see the inset), which is consistent with the conclusion in Ref. [30] under the condition $\omega_0 \gg \gamma$. When the encoding time is sufficiently small ($T < 4 \text{ s}$), we find that all the schemes have similar performances, which

is due to the same reason as in the previous parallel-dephasing case; that is, the decoherence effect in a short time is so small that additional controls are useless for improving the metrology precision. However, as the encoding time increases, the four schemes gradually show different features. Specifically, when the encoding time satisfies $4 \text{ s} < T < 20 \text{ s}$, it can be seen that all three advanced schemes can moderately increase the QFI compared to the standard scheme. This phenomenon is different from that in the parallel-dephasing case. Herein, the transverse-dephasing noise is perpendicular to the encoding operator, which makes the additional controls easier to manipulate to resist the noises. When the encoding time $T > 20 \text{ s}$, the QFI of the theoretical optimal control scheme and the ancilla-assisted scheme slowly increase or begin to decrease, while the QFI of our control-enhanced scheme can still significantly grow. From the perspective of sensitivity, our scheme can achieve a two-fold to three-fold improvement compared to the other three schemes, as shown in Fig. 3(c).

The above results demonstrate the effectiveness of our control-enhanced scheme under transverse-dephasing noise with a relatively small dephasing rate, we now explore the case with a large dephasing rate, namely, $\gamma = 10 \text{ s}^{-1}$ [see Figs. 3(b) and 3(d)]. In this case, the optimal encoding time T_{opt} using the standard scheme is obviously larger than $2/\gamma$. The theoretical optimal control scheme cannot improve the QFI compared to the standard scheme during the entire tested encoding time. The noiseless Hamiltonian in Eq. (1) equals zero with the theoretical optimal controls; thus, the system dynamics is totally determined by the transverse-dephasing noise. Such significant dephasing effects make the performance of the theoretical optimal scheme quickly decrease, unlike in the previous case with the small dephasing rate. The ancilla-assisted scheme can improve the QFI by around 50% compared to the standard scheme but gets very little sensitivity improvement, as shown in Fig. 3(d). Our control-enhanced scheme improves the QFI up to three-fold compared to the standard scheme. Similarly, it achieves only a relatively small sensitivity improvement [see Fig. 3(d)]. These results show that the transverse-dephasing noise with large dephasing rates is relatively harder to resist when trying to improve the metrology.

C. Amplitude-damping channel

The generalized amplitude-damping channel characterizes the effect of dissipation at non-zero temperature, and dominates the noise for many physical systems [51, 52]. The Lindblad operators of this channel are $L_1 = \sigma_-$ and $L_2 = \sigma_+$, where $\sigma_{\pm} = (\sigma_x \pm i\sigma_y)/2$;

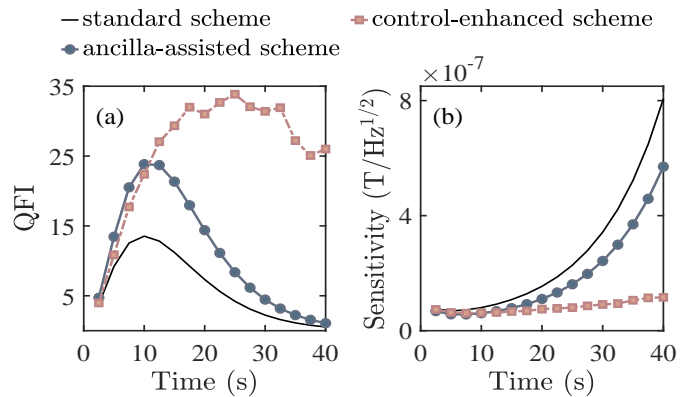


FIG. 4. Numerical comparison of three quantum metrology schemes on frequency estimation under amplitude-damping noise. (a) shows the QFI vs the encoding time. (b) plots the corresponding sensitivity vs the encoding time. In the simulations, we set $\gamma = 2/T_1 = 0.2 \text{ s}^{-1}$ and $\omega_0 = 2\pi$.

thus, the Lindblad equation in Eq. (2) can be written as

$$\begin{aligned} \frac{d\rho}{dt} = & -i[\mathcal{H}, \rho] + \gamma_- \left[\sigma_- \rho \sigma_+ - \frac{1}{2} \{ \sigma_+ \sigma_-, \rho \} \right] \\ & + \gamma_+ \left[\sigma_+ \rho \sigma_- - \frac{1}{2} \{ \sigma_- \sigma_+, \rho \} \right], \end{aligned} \quad (11)$$

where γ_{\pm} represents the amplitude-damping rates. Considering transverse controls, the encoding Hamiltonian in Eq. (1) turns out to be $\mathcal{H}(\omega_0) = \omega_0 \sigma_z/2 + u_x(t)\sigma_x/2 + u_y(t)\sigma_y/2$, with $x = \omega_0$. For simplicity, we set $\gamma_+ = 0$ and denote $\gamma_- = \gamma$. Suppose that the environment is at zero temperature; then the generalized amplitude-damping channel reduces to the amplitude-damping channel [52]. In this case, we have $\gamma = 1/T_1$, where T_1 usually characterizes the spin-lattice relaxation time. Without loss of generality, we set $\gamma = 0.2 \text{ s}^{-1}$ and $\omega_0 = 2\pi$ in our simulations; see the results in Figs. 4(a) and 4(b).

From Fig. 4(a), we find that the optimal encoding time in the standard scheme satisfies the predicted relation $T_{\text{opt}} = 2/\gamma = 2T_1 = 10 \text{ s}$ [30]. When the encoding time is smaller than T_{opt} , it is clear that the ancilla-assisted scheme and our control-enhanced scheme have comparable performance; both can achieve great enhancement of the QFI compared to the standard scheme. However, when the encoding time is beyond T_{opt} , we observe that the QFI using the ancilla-assisted scheme starts to decay, while our control-enhanced scheme still maintains the increment of the QFI. If we investigate the sensitivity, as shown in Fig. 4(b), we find that the ancilla-assisted scheme improves the sensitivity by only around 25%, while our control-enhanced scheme leads to almost an order of magnitude improvement compared to the standard scheme.

IV. EXPERIMENT

To verify the effectiveness of our control-enhanced quantum metrology scheme, we test it in the nuclear-magnetic-resonance (NMR) system. We use ^{13}C -labeled chloroform dissolved in acetone- d_6 to perform experiments on a Bruker Avance III 400-MHz spectrometer at room temperature. Specifically, we decouple the ^1H nuclear spin and take the ^{13}C nuclear spin as a probe for estimating the frequency ω_0 along the z axis with transverse controls. The experimental schematic diagrams are shown in Fig. 5(a), where we compare the standard scheme and our control-enhanced scheme. In the following, we describe the experimental procedures and demonstrate the corresponding experimental results.

A. Experimental procedures

We first introduce the way to calculate the evolution dynamics to predict the system's final state. As parallel dephasing is the dominant noise in the NMR system [53], we utilize the Lindblad equation in Eq. (7) to model the encoding dynamics, i.e., $\frac{d\rho}{dt} = -i[\mathcal{H}, \rho] + \frac{\gamma}{2}(\sigma_z \rho \sigma_z - \rho)$, with $\mathcal{H}(\omega_0) = \omega_0 \sigma_z / 2 + u_x(t) \sigma_x / 2 + u_y(t) \sigma_y / 2$. Now the key task becomes obtaining the dephasing rate $\gamma = 1/T_2$. A practical and reasonable method is to first obtain the spectrum of the thermal equilibrium state, then measure the width-at-half-height of the spectrum Γ , and finally get the value of T_2 using the relation $T_2 = 1/(\pi\Gamma)$ [54].

Next, we introduce how to experimentally measure the QFI for quantifying the metrology performance. In practice, we use the following equation related to Uhlmann's quantum fidelity [55] to equivalently measure the QFI instead of Eq. (4):

$$F_Q(\rho_{\omega_0}) = 8 \lim_{\delta\omega_0 \rightarrow 0} \frac{1 - \text{Tr} \sqrt{\sqrt{\rho_{\omega_0}} \rho_{\omega_0 + \delta\omega_0} \sqrt{\rho_{\omega_0}}}}{\delta^2 \omega_0}, \quad (12)$$

where $\delta\omega_0$ is a small change in ω_0 and ρ_{ω_0} and $\rho_{\omega_0 + \delta\omega_0}$ are the exact state and the perturbed state, respectively. It is worth noting that we need to choose appropriate $\delta\omega_0$ so that the difference between ρ_{ω_0} and $\rho_{\omega_0 + \delta\omega_0}$ can easily be distinguished experimentally and the estimation of the QFI is accurate enough.

Based on the above strategies, we now describe how to perform the metrology tasks using the standard scheme and the control-enhanced scheme [see Fig. 5(a)]. For the standard scheme, the ^1H nuclear spin is decoupled, and the nuclear spin ^{13}C is prepared in the state $|+\rangle = (|0\rangle + |1\rangle)/\sqrt{2}$. The system is then encoded by freely evolving with an offset ω_0 along the z axis. This process automatically includes the dephasing effects of the NMR system. Afterwards, the system's final state and its perturbed state are measured to calculate the corresponding QFI. For our control-enhanced scheme, the initial state of the ^{13}C nuclear spin is randomly prepared. The encoding process is also realized by freely evolving with an

offset ω_0 along the z axis. However, we add additional transverse controls in this process. Specifically, we divide the total encoding time T into $K = 5$ slices, and the encoding dynamics with controls can be solved by Eq. (6). Thus, in each time period $\Delta t = T/K$, three kinds of effects exist, including the encoding, the controls, and the dephasing. We observe the system's final state and its perturbed state to calculate the corresponding QFI. To search optimal controls for maximizing the QFI, we use the "FMINSEARCH" function in MATLAB, as described above.

B. Experimental results

The measured result of the width-at-half-height of the spectrum is $\Gamma = 2.13$ Hz; thus, $T_2 = 1/\pi\Gamma \approx 0.149$ s. After a careful test, we choose $\omega_0 = 60 \times 2\pi$ and $\delta\omega_0 = 2\pi$ in our experiments. We compare the standard scheme and the control-enhanced scheme for a total encoding time up to $2.5T_2$, as shown in Fig. 5(b). We label the QFI directly calculated by the numerical results as F_Q^{theo} and the QFI measured from experiments as F_Q^{exp} . When the encoding time is smaller than the coherence time ($T/T_2 < 1$), it can be seen that F_Q^{theo} and F_Q^{exp} match very well. This reveals that within the coherence time, our theoretical model is accurate, and our control-enhanced scheme has the same performance as predicted. However, as the encoding time increases ($T/T_2 > 1$), the gaps between F_Q^{theo} and F_Q^{exp} gradually become distinct. This may result from many factors, such as the amplitude-damping effects or other unknown noises. As our theoretical model concerns only the parallel-dephasing noise, many other kinds of noises can lead to a reduction of the theoretically predicted QFI. Nevertheless, during the tested encoding time, we find that our control-enhanced scheme can improve the QFI compared to the standard scheme, up to around twofold. Overall, the above experimental results are roughly consistent with the theoretical predictions, revealing the effectiveness of the proposed control-enhanced quantum metrology scheme.

V. CONCLUSION AND DISCUSSION

In this work, we proposed a practical control-enhanced quantum metrology scheme to defend against Markovian noises to improve the precision of frequency estimation. The numerical comparisons of our scheme with the standard scheme and the ancilla-assisted scheme under typical noise channels revealed that our scheme works for all the tested cases and can achieve substantial precision improvements up to an order of magnitude. The experimental verification in the nuclear-magnetic-resonance system shows the effectiveness of the proposed method.

Instead of using gradient-based algorithms or reinforcement learning algorithms, we utilized a gradient-free algorithm that requires fewer computational resources and

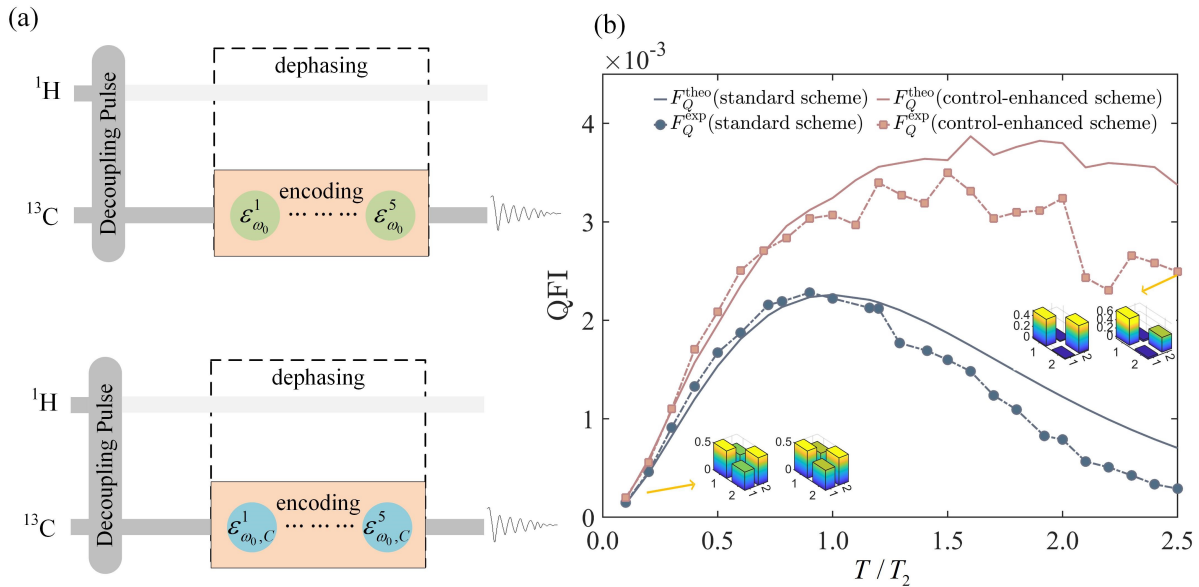


FIG. 5. Experimental comparison of the standard scheme and our control-enhanced scheme on frequency estimation in the NMR system. (a) The top and the bottom panels show the schematic diagrams for the standard scheme and the control-enhanced scheme, respectively. The nuclear spin ^1H is decoupled, and the spin ^{13}C is initialized at $|+\rangle$ for the standard scheme and a random state for the control-enhanced scheme. The encoding process is realized by freely evolving the system with an offset ω_0 in the presence of pure parallel-dephasing noise, marked as $\varepsilon_{\omega_0}^k$, $k = 1, 2, \dots, 5$. We set $\omega = 60 \times 2\pi$, and the measured coherence times is $T_2 = 0.149$ s. In our control-enhanced scheme, the encoding dynamics is engineered by additional control for resisting the noises, marked as $\varepsilon_{\omega_0, C}^k$, $k = 1, 2, \dots, 5$. The final state ρ_{ω_0} and its perturbed state $\rho_{\omega_0 + \delta\omega_0}$, with $\delta\omega = 2\pi$, are measured from experiments for calculating the QFI. (b) shows the theoretically calculated QFI F_Q^{theo} and the experimentally measured QFI F_Q^{exp} for the standard scheme and the control-enhanced scheme. We also demonstrate the tomography results of the initial states and the final states (exact states and perturbed states) using our control-enhanced scheme.

is more friendly for experimental applications. Therefore, our scheme can be easily adapted to a fully online version for automatically discovering optimal controls on real platforms [56]. As realistic noises may be very complex and other unknown imperfections may be involved, our scheme should achieve more impressive improvements [57, 58]. Moreover, the research here can be combined with related theoretical studies [5, 8, 9] which provide the precision bound of noisy quantum metrology to explore the underlying properties of the encoding dynamics in our scheme. In addition, our scheme can also be extended to quantum metrology in a non-Markovian noise environment [59, 60].

ACKNOWLEDGMENTS

This work was supported by the National Natural Science Foundation of China (Grants No. 12204230,

No. 1212200199, No. 11975117, No. 12075110, No. 11905099, No. 11875159, No. 11905111, No. U1801661, and No. 92065111); National Key Research and Development Program of China (Grant No. 2019YFA0308100); Guangdong Basic and Applied Basic Research Foundation (Grants No. 2019A1515011383 and No. 2021B1515020070); Guangdong Provincial Key Laboratory (Grant No. 2019B121203002); Guangdong International Collaboration Program (Grant No. 2020A0505100001); Shenzhen Science and Technology Program (Grants No. RCYX20200714114522109 and No. KQTD20200820113010023); Science, Technology, and Innovation Commission of Shenzhen Municipality (Grants No. ZDSYS20190902092905285, No. KQTD20190929173815000, No. JCYJ20200109140803865, and No. JCYJ20180302174036418); and Pengcheng Scholars, Guangdong Innovative and Entrepreneurial Research Team Program (Grant No. 2019ZT08C044).

- [1] V. Giovannetti, S. Lloyd, and L. Maccone, Advances in quantum metrology, *Nat. Photonics* **5**, 222 (2011).
 [2] G. Tóth and I. Apellaniz, Quantum metrology from a quantum information science perspective, *J. Phys. A* **47**,

424006 (2014).

- [3] L. Pezzè, A. Smerzi, M. K. Oberthaler, R. Schmied, and P. Treutlein, Quantum metrology with nonclassical states of atomic ensembles, *Rev. Mod. Phys.* **90**, 035005 (2018).

- [4] V. Giovannetti, S. Lloyd, and L. Maccone, Quantum Metrology, *Phys. Rev. Lett.* **96**, 010401 (2006).
- [5] B. Escher, R. de Matos Filho, and L. Davidovich, General framework for estimating the ultimate precision limit in noisy quantum-enhanced metrology, *Nat. Phys.* **7**, 406 (2011).
- [6] B. Escher, R. de Matos Filho, and L. Davidovich, Quantum metrology for noisy systems, *Brazilian J. Phys.* **41**, 229 (2011).
- [7] S. F. Huelga, C. Macchiavello, T. Pellizzari, A. K. Ekert, M. B. Plenio, and J. I. Cirac, Improvement of Frequency Standards with Quantum Entanglement, *Phys. Rev. Lett.* **79**, 3865 (1997).
- [8] B. Falaye, A. Adepaju, A. Aliyu, M. Melchor, M. Liman, O. Oluwadare, M. González-Ramírez, and K. Oyewumi, Investigating quantum metrology in noisy channels, *Sci. Rep.* **7**, 16622 (2017).
- [9] J. Kolodyński and R. Demkowicz-Dobrzański, Efficient tools for quantum metrology with uncorrelated noise, *New J. Phys.* **15**, 073043 (2013).
- [10] H. Yuan and C.-H. F. Fung, Quantum parameter estimation with general dynamics, *NPJ Quantum Inf.* **3**, 14 (2017).
- [11] R. Yousefjani, S. Salimi, and A. Khorashad, Noisy metrology: A saturable lower bound on quantum Fisher information, *Quantum Inf. Process.* **16**, 144 (2017).
- [12] S. Alipour, M. Mehboudi, and A. T. Rezakhani, Quantum Metrology in Open Systems: Dissipative Cramér-Rao Bound, *Phys. Rev. Lett.* **112**, 120405 (2014).
- [13] R. Demkowicz-Dobrzański, J. Kolodyński, and M. Guţă, The elusive Heisenberg limit in quantum-enhanced metrology, *Nat. Commun.* **3**, 1 (2012).
- [14] D. Ulam-Orgikh and M. Kitagawa, Spin squeezing and decoherence limit in Ramsey spectroscopy, *Phys. Rev. A* **64**, 052106 (2001).
- [15] R. Chaves, J. B. Brask, M. Markiewicz, J. Kolodyński, and A. Acín, Noisy Metrology beyond the Standard Quantum Limit, *Phys. Rev. Lett.* **111**, 120401 (2013).
- [16] J. B. Brask, R. Chaves, and J. Kolodyński, Improved Quantum Magnetometry beyond the Standard Quantum Limit, *Phys. Rev. X* **5**, 031010 (2015).
- [17] S. Altenburg, S. Wölk, G. Tóth, and O. Gühne, Optimized parameter estimation in the presence of collective phase noise, *Phys. Rev. A* **94**, 052306 (2016).
- [18] C. Zhang, T. R. Bromley, Y.-F. Huang, H. Cao, W.-M. Lv, B.-H. Liu, C.-F. Li, G.-C. Guo, M. Cianciaruso, and G. Adesso, Demonstrating Quantum Coherence and Metrology That Is Resilient to Transversal Noise, *Phys. Rev. Lett.* **123**, 180504 (2019).
- [19] Q.-S. Tan, Y. Huang, X. Yin, L.-M. Kuang, and X. Wang, Enhancement of parameter-estimation precision in noisy systems by dynamical decoupling pulses, *Phys. Rev. A* **87**, 032102 (2013).
- [20] J. E. Lang, R. B. Liu, and T. S. Monteiro, Dynamical-Decoupling-Based Quantum Sensing: Floquet Spectroscopy, *Phys. Rev. X* **5**, 041016 (2015).
- [21] P. Sekatski, M. Skotiniotis, and W. Dür, Dynamical decoupling leads to improved scaling in noisy quantum metrology, *New J. Phys.* **18**, 073034 (2016).
- [22] W. Dür, M. Skotiniotis, F. Fröwis, and B. Kraus, Improved Quantum Metrology Using Quantum Error Correction, *Phys. Rev. Lett.* **112**, 080801 (2014).
- [23] E. M. Kessler, I. Lovchinsky, A. O. Sushkov, and M. D. Lukin, Quantum Error Correction for Metrology, *Phys. Rev. Lett.* **112**, 150802 (2014).
- [24] H. Yuan and C.-H. F. Fung, Optimal Feedback Scheme and Universal Time Scaling for Hamiltonian Parameter Estimation, *Phys. Rev. Lett.* **115**, 110401 (2015).
- [25] H. Yuan, Sequential Feedback Scheme Outperforms the Parallel Scheme for Hamiltonian Parameter Estimation, *Phys. Rev. Lett.* **117**, 160801 (2016).
- [26] R. Demkowicz-Dobrzański and L. Maccone, Using Entanglement Against Noise in Quantum Metrology, *Phys. Rev. Lett.* **113**, 250801 (2014).
- [27] Z. Huang, C. Macchiavello, and L. Maccone, Usefulness of entanglement-assisted quantum metrology, *Phys. Rev. A* **94**, 012101 (2016).
- [28] K. Wang, X. Wang, X. Zhan, Z. Bian, J. Li, B. C. Sanders, and P. Xue, Entanglement-enhanced quantum metrology in a noisy environment, *Phys. Rev. A* **97**, 042112 (2018).
- [29] Z. Huang, C. Macchiavello, and L. Maccone, Noise-dependent optimal strategies for quantum metrology, *Phys. Rev. A* **97**, 032333 (2018).
- [30] J. Liu and H. Yuan, Quantum parameter estimation with optimal control, *Phys. Rev. A* **96**, 012117 (2017).
- [31] J. Liu and H. Yuan, Control-enhanced multiparameter quantum estimation, *Phys. Rev. A* **96**, 042114 (2017).
- [32] X. Yang, X. Chen, J. Li, X. Peng, and R. Laflamme, Hybrid quantum-classical approach to enhanced quantum metrology, *Sci. Rep.* **11**, 1 (2021).
- [33] D. Basilewitsch, H. Yuan, and C. P. Koch, Optimally controlled quantum discrimination and estimation, *Phys. Rev. Res.* **2**, 033396 (2020).
- [34] S. Qin, M. Cramer, C. Koch, and A. Serafini, Optimal control for Hamiltonian parameter estimation in non-commuting and bipartite quantum dynamics, *SciPost Phys.* **13**, 121 (2022).
- [35] H. Xu, J. Li, L. Liu, Y. Wang, H. Yuan, and X. Wang, Generalizable control for quantum parameter estimation through reinforcement learning, *NPJ Quantum Inf.* **5**, 82 (2019).
- [36] T. Xiao, J. Fan, and G. Zeng, Parameter estimation in quantum sensing based on deep reinforcement learning, *NPJ Quantum Inf.* **8**, 1 (2022).
- [37] B. E. Anderson, H. Sosa-Martinez, C. A. Riofrío, I. H. Deutsch, and P. S. Jessen, Accurate and Robust Unitary Transformations of a High-Dimensional Quantum System, *Phys. Rev. Lett.* **114**, 240401 (2015).
- [38] J. Liu, M. Zhang, H. Chen, L. Wang, and H. Yuan, Optimal Scheme for Quantum Metrology, *Adv. Quantum Technol.* **5**, 2100080 (2022).
- [39] J. A. Nelder and R. Mead, A simplex method for function minimization, *Comput. J.* **7**, 308 (1965).
- [40] M. M. Müller, R. S. Said, F. Jelezko, T. Calarco, and S. Montangero, One decade of quantum optimal control in the chopped random basis, *Rep. Prog. Phys.* **85**, 076001 (2022).
- [41] M. Rossignolo, T. Reisser, A. Marshall, P. Rembold, A. Pagano, P. J. Vetter, R. S. Said, M. M. Müller, F. Motzoi, T. Calarco, F. Jelezko, and S. Montangero, QuOCS: The Quantum Optimal Control Suite, [arXiv:2212.11144](https://arxiv.org/abs/2212.11144).
- [42] X. Yang, J. Li, and X. Peng, An improved differential evolution algorithm for learning high-fidelity quantum controls, *Sci. Bull.* **64**, 1402 (2019).
- [43] C. P. Koch, Controlling open quantum systems: Tools, achievements, and limitations, *J. Phys. Condens. Matter* **28**, 213001 (2016).

- [44] D. A. Lidar, Lecture notes on the theory of open quantum systems, [arXiv:1902.00967](https://arxiv.org/abs/1902.00967).
- [45] T. F. Havel, Robust procedures for converting among Lindblad, Kraus and matrix representations of quantum dynamical semigroups, *J. Math. Phys.* **44**, 534 (2003).
- [46] J. Kelly *et al.*, Optimal Quantum Control Using Randomized Benchmarking, *Phys. Rev. Lett.* **112**, 240504 (2014).
- [47] D. J. Egger and F. K. Wilhelm, Adaptive Hybrid Optimal Quantum Control for Imprecisely Characterized Systems, *Phys. Rev. Lett.* **112**, 240503 (2014).
- [48] F. Frank, T. Unden, J. Zoller, R. S. Said, T. Calarco, S. Montangero, B. Naydenov, and F. Jelezko, Autonomous calibration of single spin qubit operations, *NPJ Quantum Inf.* **3**, 48 (2017).
- [49] L. Childress, M. Gurudev Dutt, J. Taylor, A. Zibrov, F. Jelezko, J. Wrachtrup, P. Hemmer, and M. Lukin, Coherent Dynamics of Coupled Electron and Nuclear Spin Qubits in Diamond, *Science* **314**, 281 (2006).
- [50] M. G. Dutt, L. Childress, L. Jiang, E. Togan, J. Maze, F. Jelezko, A. Zibrov, P. Hemmer, and M. Lukin, Quantum register based on individual electronic and nuclear spin qubits in diamond, *Science* **316**, 1312 (2007).
- [51] A. Fujiwara, Estimation of a generalized amplitude-damping channel, *Phys. Rev. A* **70**, 012317 (2004).
- [52] L. Chirulli and G. Burkard, Decoherence in solid-state qubits, *Adv. Phys.* **57**, 225 (2008).
- [53] L. M. K. Vandersypen and I. L. Chuang, NMR techniques for quantum control and computation, *Rev. Mod. Phys.* **76**, 1037 (2005).
- [54] M. H. Levitt, *Spin Dynamics: Basics of Nuclear Magnetic Resonance* (Wiley, Hoboken, NJ, 2013).
- [55] M. Cerezo, A. Sone, J. L. Beckey, and P. J. Coles, Sub-quantum Fisher information, *Quantum Sci. Technol.* **6**, 035008 (2021).
- [56] Z. Hou, R.-J. Wang, J.-F. Tang, H. Yuan, G.-Y. Xiang, C.-F. Li, and G.-C. Guo, Control-Enhanced Sequential Scheme for General Quantum Parameter Estimation at the Heisenberg Limit, *Phys. Rev. Lett.* **123**, 040501 (2019).
- [57] X.-D. Yang, C. Arenz, I. Pelczar, Q.-M. Chen, R.-B. Wu, X. Peng, and H. Rabitz, Assessing three closed-loop learning algorithms by searching for high-quality quantum control pulses, *Phys. Rev. A* **102**, 062605 (2020).
- [58] X. Yang, J. Thompson, Z. Wu, M. Gu, X. Peng, and J. Du, Probe optimization for quantum metrology via closed-loop learning control, *NPJ Quantum Inf.* **6**, 1 (2020).
- [59] P. Rebentrost, I. Serban, T. Schulte-Herbrüggen, and F. K. Wilhelm, Optimal Control of a Qubit Coupled to a Non-Markovian Environment, *Phys. Rev. Lett.* **102**, 090401 (2009).
- [60] R. Schmidt, A. Negretti, J. Ankerhold, T. Calarco, and J. T. Stockburger, Optimal Control of Open Quantum Systems: Cooperative Effects of Driving and Dissipation, *Phys. Rev. Lett.* **107**, 130404 (2011).