

Threshold enhanced cross sections for colorless productions

Goutam Das*

*Institut für Theoretische Teilchenphysik und Kosmologie,
RWTH Aachen University, D-52056 Aachen, Germany*

Chinmoy Dey† and M. C. Kumar‡

Department of Physics, Indian Institute of Technology Guwahati, Guwahati-781039, Assam, India

Kajal Samanta§

*Department of Physics and Center for Field Theory and Particle Physics,
Fudan University, Shanghai 200433, China and*

Department of Physics and Astronomy, University of California, Los Angeles, CA-90095, USA

We study the threshold effect for neutral and charged Drell-Yan productions, associated production of Higgs boson with a massive vector boson and Higgs production in bottom quark annihilation at the Large Hadron Collider to the third order in QCD. Using the third order soft-virtual results for these processes and exploiting the universality of the threshold logarithms, we extract the process-dependent coefficients for these processes and resum large threshold logarithms to next-to-next-to-next-to leading logarithmic (N^3LL) accuracy. By matching our results to the recently available N^3LO results, we provide the most precise theoretical predictions for these processes. We present numerical results for invariant mass distribution and total production cross sections. We find the conventional scale uncertainties of about 0.4% at N^3LO level in the fixed order results get reduced to as small as less than 0.1% at N^3LO+N^3LL level in the high invariant mass region.

I. INTRODUCTION

Color singlet production processes are important to understand properties of elementary particles, the proton structure as well as to extract fundamental quantities like coupling and masses at the colliders [2] like the Large Hadron Collider (LHC). From theoretical point of view, they are relatively easier to understand, and experimentally they often provide clear signatures. Processes like the Drell-Yan (DY) productions [3] are standard candles at the hadron colliders and are important for luminosity monitoring. On the other hand processes like Higgs-strahlung where a Higgs boson (H) is produced in association with a massive vector boson ($V = Z, W$) are important to understand Higgs boson properties and also to search new physics beyond the Standard Model (SM). In this article we focus our study on a few such processes. In particular, we studied the neutral Drell-Yan (nDY) production where a Z boson or virtual γ decays to a lepton-antilepton pair, charged DY (cDY) where a W boson decays to a lepton and neutrino, associated production of Higgs boson with a vector boson like Z or W , and Higgs boson production through bottom quark annihilation. All these processes are produced through quark annihilation at the born level. The next-to-leading order (NLO) QCD corrections to the DY production process were computed about 40 years ago [4–9], and the next-to-next-to-leading order (NNLO) QCD results are now known [10] for quite some time. The higher order QCD corrections have also been studied in the BSM context [11–13].

Recently the fixed order (FO) predictions have been improved to next-to-next-to-next-to leading order (N^3LO) [14–21] and public codes are available [1, 15, 22–24] which provide the flexibility of studying N^3LO cross section with different parameters, parton distribution functions (PDFs) and scales. There is also recent progress on the EW corrections which could be competitive as the QCD correction in the higher orders. At NLO, the EW corrections for massive gauge bosons have been performed in [25–33], whereas mixed EW-QCD corrections are also studied recently at NNLO [34–37] and are known to give contribution as large as -1.5% of NLO QCD corrections in the high invariant mass region. The mixed QCD-QED corrections for $b\bar{b}H$ can be found in [38].

While improving the FO calculations, it is essential to push precision frontiers, for often they are not sufficient to correctly describe the data. In particular, FO predictions are plagued by the large logarithmic contributions which appear at each order of perturbation theory. A particular class of these enhanced logarithms appear in the threshold region when partonic threshold variable $z \rightarrow 1$. Truncated FO predictions at a relatively lower order are insufficient to

* goutam@physik.rwth-aachen.de

† d.chinmoy@iitg.ac.in

‡ mckumar@iitg.ac.in

§ kajal003@ucla.edu

capture the dominant contributions from the large threshold logarithms. On the other hand, the universality of these logarithms allows us to resum them to all orders and capture significant contribution which is essential to compare to the experimental predictions.

The singular part of the fixed order contribution *viz.* the soft-virtual (SV) corrections to these processes are known for a long time through N³LO and beyond [39–50]. Some of these results have been used to perform threshold resummation up to N³LL. Threshold resummation has been well studied from the early days of QCD for a wide range of processes [51, 52]. This is possible due to refactorization [53–65] of partonic cross sections in terms of soft and hard functions in the threshold region. For color-singlet productions, they are extensively studied to N³LL accuracies [22, 42, 47, 66–72] and even to N⁴LL [48–50] for some processes in the SM. In general the inclusion of threshold resummation results into better perturbative convergence with an improved scale uncertainty. In [69], it was pointed out that the threshold resummation is important in the DY invariant mass distribution in the moderate and high invariant regions and results 2% correction to the fixed order. The scale uncertainty reduces to below 1% in the high invariant mass region $Q > 1500$ GeV where a matching at third order was limited only to the SV part. A general framework has been provided for arbitrary color singlet production in [73, 74]. Beyond the SM (BSM), these are also studied for a wide range of models and stringent bounds have been obtained with models parameters with precise N³LL results [75–85]. However, one also needs to match the threshold logarithmic contributions with the FO results to capture the subleading terms which become important at higher orders as well. The recent results on the FO frontiers allow us to study this with the availability of a fixed order code `n3lox` [1] shipped with a range of color-singlet processes at N³LO.

The purpose of the present article is thus to perform a complete study with properly matching N³LL resummed results with the newly available N³LO results. We extract all the process-dependent and universal coefficients needed for N³LL resummation following the formalism developed in [59–63]. It is worth mentioning that the Higgs boson production in gluon fusion at the LHC has been studied extensively in the literature. The mass of the Higgs boson being around 125 GeV, the underlying parton fluxes at high energy hadron colliders are large. In addition to the fact that the lowest order dominant contribution comes from the gluon fusion channel, the QCD corrections cannot be neglected even beyond NNLO in QCD. This led to the computation of higher order QCD corrections to N³LO QCD in the fixed order and to N³LL accuracy in the context of resummation, in order to achieve the robust precision studies for this process. The details of these precision studies can be found in [22, 39, 40, 67, 75, 86–91]. Hence, we will not repeat them here but rather focus on the other color-singlet production processes at hadron colliders. The article is organized as follows: in Sec. II, we briefly lay out the theoretical framework providing the essential formulas to perform threshold resummation and the matching. In Sec. III we present the phenomenological results for different color-singlet processes in the context of LHC, and finally we conclude in Sec. IV.

II. THEORETICAL FRAMEWORK

The hadronic cross section for colorless production at the hadron collider is given by,

$$\sigma(Q^2) = \sum_{a,b=q,\bar{q},g} \int_0^1 dx_1 \int_0^1 dx_2 f_a(x_1, \mu_F^2) f_b(x_2, \mu_F^2) \int_0^1 dz \hat{\sigma}_{ab}(z, Q^2, \mu_F^2) \delta(\tau - zx_1x_2), \quad (1)$$

where $\sigma(Q^2) \equiv Q^2 d\sigma/dQ^2$ for the DY-type processes and $\sigma(Q^2) \equiv \sigma(M_H^2)$ for $b\bar{b}H$ process. Note that for the total production cross section for VH , we integrate this over the invariant mass Q of the final state VH . The hadronic and partonic threshold variables τ and z are defined as

$$\tau = \frac{Q^2}{S}, \quad z = \frac{Q^2}{\hat{s}}, \quad (2)$$

where S and \hat{s} are the hadronic and partonic center of mass energies respectively. τ and z are thus related by $\tau = x_1x_2z$. The partonic coefficient $\hat{\sigma}_{ab}$ can be further decomposed as follows,

$$\hat{\sigma}_{ab}(z, Q^2, \mu_F^2) = \sigma^{(0)}(Q^2) \left(\Delta_{ab}^{\text{sv}}(z, \mu_F^2) + \Delta_{ab}^{\text{reg}}(z, \mu_F^2) \right). \quad (3)$$

The term Δ_{ab}^{sv} is known as the soft-virtual (SV) partonic coefficient and captures all the singular terms in the $z \rightarrow 1$ limit. The Δ_{ab}^{reg} term contains regular contributions in the variable z . The overall normalization factor $\sigma^{(0)}$ depends

on the process under study. In particular, the processes under consideration take the following forms,

$$\begin{aligned}\sigma_{DY}^{(0)}(Q^2) &= \frac{\pi}{n_c} \left[\mathcal{F}_{DY}^{(0)}(Q^2) \right], \quad \text{with } DY \in \{nDY, cDY, ZH, WH\}, \\ \sigma_{bbH}^{(0)} &= \frac{\pi m_b^2 (\mu_R^2) \tau}{6 M_H^2 v^2},\end{aligned}\tag{4}$$

where,

$$\begin{aligned}\mathcal{F}_{nDY}^{(0)}(Q^2) &= \frac{4\alpha^2}{3S} \left[Q_q^2 - \frac{2Q^2(Q^2 - M_Z^2)}{((Q^2 - M_Z^2)^2 + M_Z^2 \Gamma_Z^2) c_w^2 s_w^2} Q_q g_e^V g_q^V \right. \\ &\quad \left. + \frac{Q^4}{((Q^2 - M_Z^2)^2 + M_Z^2 \Gamma_Z^2) c_w^4 s_w^4} \left((g_e^V)^2 + (g_e^A)^2 \right) \left((g_q^V)^2 + (g_q^A)^2 \right) \right], \\ \mathcal{F}_{cDY}^{(0)}(Q^2) &= \frac{4\alpha^2}{3S} \left[\frac{Q^4 |V_{qq'}|^2}{((Q^2 - M_W^2)^2 + M_W^2 \Gamma_W^2) s_w^4} \left((g_e'^V)^2 + (g_e'^A)^2 \right) \left((g_q'^V)^2 + (g_q'^A)^2 \right) \right], \\ \mathcal{F}_{ZH}^{(0)}(Q^2) &= \frac{\alpha^2}{S} \left[\frac{M_Z^2 Q^2 \lambda^{1/2}(Q^2, M_H^2, M_Z^2) \left(1 + \frac{\lambda(Q^2, M_H^2, M_Z^2)}{12 M_Z^2 / Q^2} \right)}{((Q^2 - M_Z^2)^2 + M_Z^2 \Gamma_Z^2) c_w^4 s_w^4} \left((g_q^V)^2 + (g_q^A)^2 \right) \right], \\ \mathcal{F}_{WH}^{(0)}(Q^2) &= \frac{\alpha^2}{S} \left[\frac{M_W^2 Q^2 |V_{qq'}|^2 \lambda^{1/2}(Q^2, M_H^2, M_W^2) \left(1 + \frac{\lambda(Q^2, M_H^2, M_W^2)}{12 M_W^2 / Q^2} \right)}{((Q^2 - M_W^2)^2 + M_W^2 \Gamma_W^2) s_w^4} \left((g_q'^V)^2 + (g_q'^A)^2 \right) \right].\end{aligned}\tag{5}$$

Here, $V_{qq'}$ are the CKM matrix coefficients with $Q_q + Q_{q'} = \pm 1$ and

$$\begin{aligned}g_a^A &= -\frac{1}{2} T_a^3, & g_a^V &= \frac{1}{2} T_a^3 - s_w^2 Q_a, \\ g_a'^A &= -\frac{1}{2\sqrt{2}}, & g_a'^V &= \frac{1}{2\sqrt{2}},\end{aligned}\tag{6}$$

where Q_a is the electric charge and T_a^3 is the weak isospin of the fermions. Here, M_V and M_H are the masses of the weak gauge boson and Higgs boson respectively, m_b is the mass of the bottom quark and v being the vacuum expectation value. The function λ which appears in the VH case is defined as

$$\lambda(z, y, x) = \left(1 - \frac{x}{z} - \frac{y}{z} \right)^2 - 4 \frac{xy}{z^2}.\tag{7}$$

The singular part of the partonic coefficient has a universal structure which gets contributions from the underlying hard form factor [92–96], mass factorization kernels [97, 98], and soft radiations [62, 63, 99–102]. All of these are infrared divergent which, when regularized and combined give finite contributions. The finite singular part of these has the universal structure in terms of $\delta(1-z)$ and plus-distributions $\mathcal{D}_i = [\ln(1-z)^i / (1-z)]_+$. These large distributions can be resummed to all orders in the threshold limit ($z \rightarrow 1$). Threshold resummation is conveniently performed in the Mellin (N) space where the convolution structures become a simple product.

The partonic coefficient in the Mellin space is organized as follows:

$$\hat{\sigma}_N^{\text{N}^n\text{LL}} = \int_0^1 dz \, z^{N-1} \Delta^{\text{sv}}(z) \equiv g_0 \exp(G_N)\tag{8}$$

The factor g_0 is independent of the Mellin variable, whereas the threshold enhanced large logarithms are resummed through the exponent G_N . The resummed accuracy is determined through the successive terms from the exponent G_N which up to N^3LL takes the form,

$$G_N = \ln(\bar{N}) \, \bar{g}_1(\bar{N}) + \bar{g}_2(\bar{N}) + a_S \, \bar{g}_3(\bar{N}) + a_S^2 \, \bar{g}_4(\bar{N}),\tag{9}$$

where $\bar{N} = N \exp(\gamma_E)$. These coefficients are universal and only depend on the partonic flavors being either quark or gluon. Their explicit form can be found in e.g. [56, 59] and are also given in the Appendix A.

In order to achieve complete resummed accuracy one also needs to know the N -independent coefficient g_0 up to sufficient accuracies. In particular, up to $N^3\text{LL}$, it takes the form,

$$g_0 = 1 + a_S g_{01} + a_S^2 g_{02} + a_S^3 g_{03}. \quad (10)$$

All these coefficients g_{0i} are given in Appendix A. It is also possible to resum part (or all) of the g_0 by including them in the exponent [22, 49, 58, 67, 69], which however have subleading effect as these contributions are not dominated in the threshold region.

To obtain the results in z space, one needs to do the Mellin inversion as

$$\sigma^{\text{N}^n\text{LL}} = \sigma^{(0)} \sum_{a,b \in \{q,\bar{q}\}} \int_{c-i\infty}^{c+i\infty} \frac{dN}{2\pi i} \tau^{-N} f_{a,N}(\mu_F) f_{b,N}(\mu_F) \hat{\sigma}_N^{\text{N}^n\text{LL}}. \quad (11)$$

While doing this complex integral, one encounters the Landau pole at $N = \exp(1/(2a_S\beta_0) - \gamma_E)$, and hence the choice of the contour becomes crucial. We choose the value of c in the *minimal prescription* [53] so that the Landau pole will be on the right of the integration contour and all other singularities will be on the left side of the contour. The Mellin inversion can then be performed [103] along the contour $N = c + x \exp(i\phi)$, where x is real variable, and c and ϕ determine the contour. We choose $c = 1.9$ and $\phi = 3\pi/4$ to obtain a stable result. The final matched result can be written as,

$$\sigma^{\text{N}^n\text{LO}+\text{N}^n\text{LL}} = \sigma^{\text{N}^n\text{LO}} + \sigma^{(0)} \sum_{a,b \in \{q,\bar{q}\}} \int_{c-i\infty}^{c+i\infty} \frac{dN}{2\pi i} \tau^{-N} f_{a,N}(\mu_F) f_{b,N}(\mu_F) \left(\hat{\sigma}_N^{\text{N}^n\text{LL}} - \hat{\sigma}_N^{\text{N}^n\text{LL}} \Big|_{\text{tr}} \right). \quad (12)$$

The $f_{a,N}$ are the Mellin transformed PDF similar to the partonic coefficient in Eq. (8) and can be evolved e.g. using the publicly available code QCD-PEGASUS [103]. However, for practical purposes, it can be also approximated by directly using z -space PDF following [52, 56, 104]. The last term in the bracket denotes that the resummed partonic coefficient in Eq. (8) has been truncated to the fixed order to avoid double counting the singular terms already present in the fixed order through $\sigma^{\text{N}^n\text{LO}}$.

III. NUMERICAL RESULTS

In this section, we present numerical results for various color singlet production processes discussed in the previous section in the context of the LHC. Unless specified otherwise, in our numerical analysis we use MMHT2014 [105] parton distribution functions (PDFs) throughout taken from the LHAPDF [106]. The LO and NLO cross sections are obtained by convolving the respective coefficient functions with MMHT2014lo68cl and MMHT2014nlo68cl PDFs, while the NNLO and $N^3\text{LO}$ cross sections are obtained with MMHT2014nnlo68cl PDF sets. In all these cases, the central set (iset=0) is the standard choice. Our default choice of the a_S is the same as the one used in the `n3l0xs` code, and it varies order by order in the perturbation theory. The fine structure constant is $\alpha \simeq 1/132.184142$. The masses of the weak gauge bosons being $m_Z = 91.1876$ GeV and $m_W = 80.379$ GeV with the corresponding total decay widths of $\Gamma_Z = 2.4952$ GeV and $\Gamma_W = 2.085$ GeV. The Weinberg angle is $\sin^2\theta_w = (1 - m_W^2/m_Z^2)$ and is calculated internally. This corresponds to the weak coupling $G_F \simeq 1.166379 \times 10^{-5}$ GeV⁻². The mass of the Higgs boson is taken to be $m_H = 125.1$ GeV and the vacuum expectation value is $v = 246.221$ GeV. Finally, the pole masses of the bottom and top quarks are taken to be $m_b = 4.78$ GeV and $m_t = 172.76$ GeV, while their running masses are $m_b(m_b) = 4.18$ GeV and $m_t(m_t) = 162.7$ GeV. The default choice of center mass energy of the incoming protons is 13 TeV, unless it is mentioned otherwise.

The unphysical renormalization and factorization scales are chosen to be $\mu_R = \mu_F = Q$, where Q is the invariant mass of the dilepton or the invariant mass of the vector and Higgs bosons in the final state. For the case of Higgs production in bottom annihilation, however, the default scale choice is $\mu_R = m_H$ and $\mu_F = m_H/4$ following the suggestion from Ref.[18]. For all the processes we have considered here, the scale uncertainties are estimated by varying the unphysical scales in the range so that $|\ln(\mu_R/\mu_F)| < \ln 4$. The symmetric scale uncertainty is calculated from the maximum absolute deviation of the cross section from that obtained with the central/default scale choice. To estimate the impact of the higher order corrections from FO and resummation, we define the following ratios of the cross sections which are useful in the experimental analysis:

$$K_{\text{N}^i\text{LO}} = \frac{\sigma_{\text{N}^i\text{LO}}}{\sigma_{\text{LO}}} \quad \text{and} \quad R_{ij} = \frac{\sigma_{\text{N}^i\text{LO}+\text{N}^j\text{LL}}}{\sigma_{\text{N}^j\text{LO}}} \quad \text{with} \quad i, j = 0, 1, 2 \text{ and } 3. \quad (13)$$

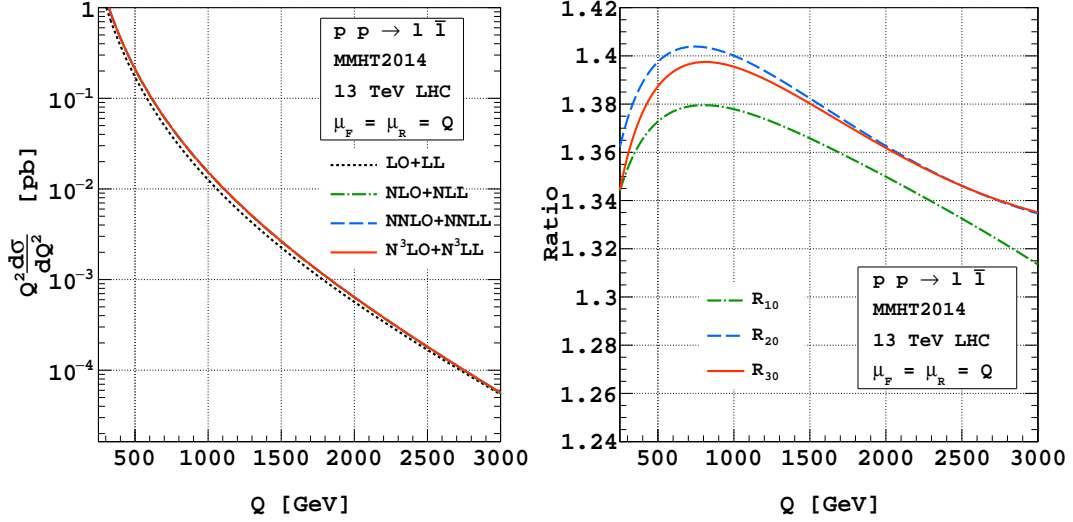


FIG. 1. Invariant mass distribution for the enhancement in the resummed cross section of DY for 13 TeV LHC (left panel) and the resummed cross section over fixed order LO are shown here (right panel) through R_{ij} is defined in Eq. (13).

A. Neutral DY production

For the neutral DY case, the fixed order results and the associated uncertainties have been discussed in Ref.[1] in greater detail. Hence, we will not repeat them here, instead we focus on the resummed results. In the left panel of Fig. 1, we present the invariant mass distribution $Q^2 d\sigma/dQ^2$ up to N^3LO+N^3LL by varying Q from 250 GeV to 3000 GeV. The corresponding R_{i0} -factors defined above are given in the right panel. It can be seen that R_{20} is larger than R_{30} here up to about $Q = 2000$ GeV, and then they slowly converge to each other, while R_{10} being smaller than these two for the entire Q region considered. We also present the R_{ii} -factors which estimate the contribution of higher order threshold logarithms over the respective FO results. The effect of threshold resummation is prominent at NLO. However, its contribution at N^3LO level is very small. This is expected as the FO results for DY case are converging already at NNLO level onwards, unlike the case of Higgs production in gluon fusion channel [14, 86, 87, 91]. Here, the resummed results at N^3LO+N^3LL demonstrate excellent convergence of the perturbation theory.

At this level of precision, it is also important to consider effects from power corrections. As a first step, one can consider the next-to-soft-virtual (NSV) corrections by taking into account the logarithms of the kind $\ln^i(1-z)$. In the context of the nDY process, a detailed phenomenology at LHC has been studied in Refs. [71, 107]. In Ref. [71], these NSV logarithms have been resummed to next-to-next-to-leading logarithmic accuracy and a comparison of the same has been carried out with the SV resummed result. It is found that the differences between the SV and NSV resummations are about 4% at LL, 2.84% at NLL and 0.85% at NNLL accuracy for $Q = 1000$ GeV. At higher invariant mass, the differences do not change much, *e.g.* at $Q = 2000$ GeV, the differences are about 4%, 2.8% and 0.89% respectively. A general observation is that the difference between SV and NSV resummations is less sensitive to the value of Q and that this difference decreases with higher logarithmic accuracy. If this trend were to continue, at N^3LL the difference between SV and NSV resummed results could be about 0.1%. This translates to a rough estimate of the order of 0.1% theory uncertainty due to the missing power corrections. It is also worth noting that the NSV logarithms from other partonic channels will also contribute to the cross section. However, a detailed study of such power corrections is beyond the scope of the present work.

B. Charged DY production

Similar to the neutral DY case, we present in Fig. 2, the invariant mass distribution (left panel) for charge $DY(W^{*-})$ case up to N^3LO+N^3LL accuracy and the corresponding R_{i0} factors (right panel). For the case of charged DY , the corresponding parton fluxes are different from those of neutral DY case. This will clearly result in a slightly different behavior of the higher order corrections. This together with the NLL enhancement of the cross sections can explain the behavior of the R -factors noticed. Quantitatively, the impact of QCD corrections in the high invariant mass region ($Q \geq 2500$ GeV) are smaller than the corresponding ones for neutral DY case.

Similar results have been obtained for W^{+*} and the corresponding R_{i0} factors are shown in Fig. 3. Again, owing to

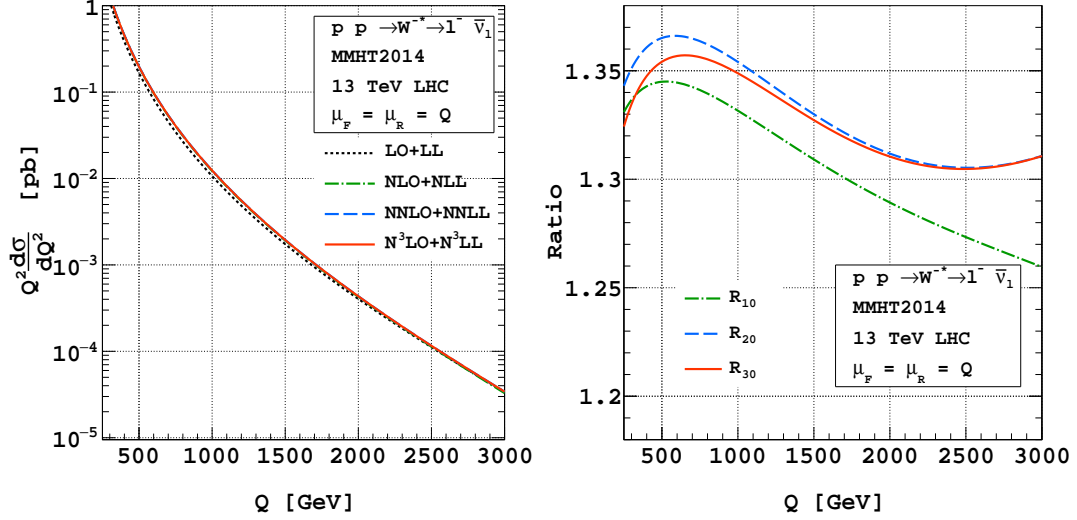


FIG. 2. Invariant mass distribution for the enhancement in the resummed cross section of charge current DY (W^{*-}) for 13 TeV LHC (left panel) and the resummed cross section over fixed order LO are shown here (right panel) through R_{ij} is defined in Eq. (13).

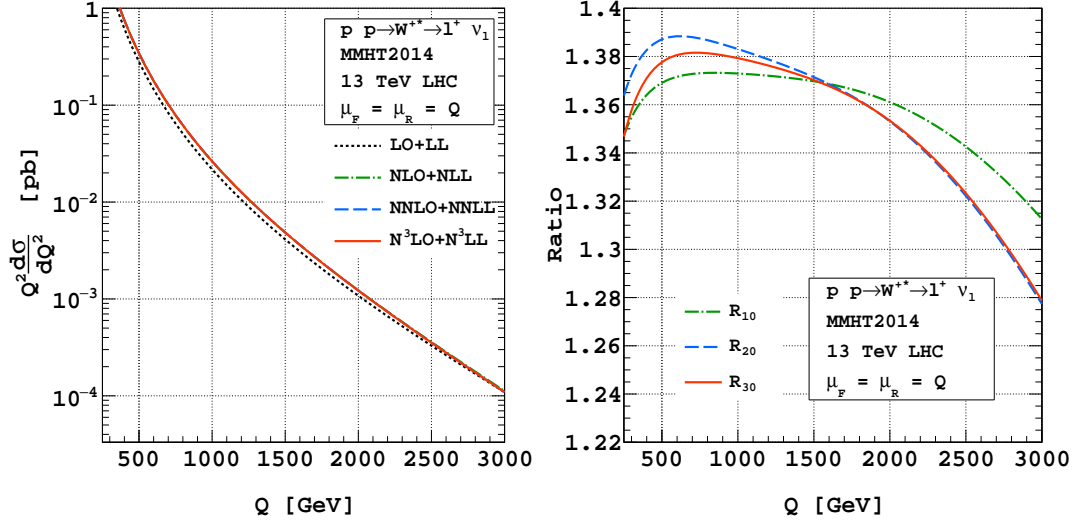


FIG. 3. Invariant mass distribution for the enhancement in the resummed cross section of charge current DY (W^{+*}) for 13 TeV LHC (left panel) and the resummed cross section over fixed order LO are shown here (right panel) through R_{ij} is defined in Eq. (13).

the different underlying parton fluxes that are different starting from the Born level, the behavior of these R_{i0} -factors is expected to be different from those of both neutral DY and W^{*-} .

Besides, the resummed results at $N^3\text{LO}+N^3\text{LL}$ play a significant role in reducing the conventional 7-point scale uncertainties. The scale uncertainties in the resummed predictions up to $N^3\text{LO}+N^3\text{LL}$ accuracy are given in Fig. 4 for neutral DY (left panel), for W^{*-} (middle panel) and for W^{+*} (right panel). While the FO scale uncertainties for neutral DY case at $Q = 3000$ GeV are found to get reduced from about 1.5% at NNLO level to about 0.4% at $N^3\text{LO}$ level, the same in the resummed results are found to get significantly reduced from about 0.2% at NNLO+NNLL level to almost about 0.1% at $N^3\text{LO}+N^3\text{LL}$ level. Thus, DY process is one of the processes for which the theoretical predictions available to-date are the most precise, any uncertainties that can still be present in these cross sections are only due to the PDFs. We will discuss the uncertainty due to PDFs later. It should be noted here that the scale uncertainties in the resummation context will not show improvement over the FO results in the low Q -region, say below 1000 GeV, where the threshold logarithms are not the sole dominant contributions to the cross sections. However, the scale uncertainties in the resummed results will get reduced in the high Q region. To elaborate on this, we compare and contrast the 7-point scale uncertainties in FO and resummed results at third order in QCD (see

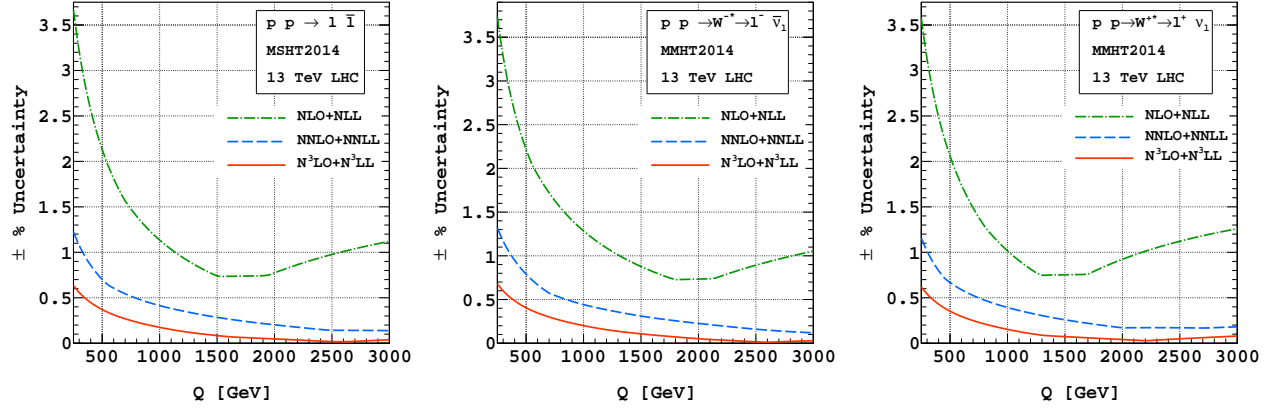


FIG. 4. The 7-point scale uncertainty for neutral DY [nDY] (left panel), charged DY [cDY] W^{*-} (middle panel) and W^{*+} (right panel)

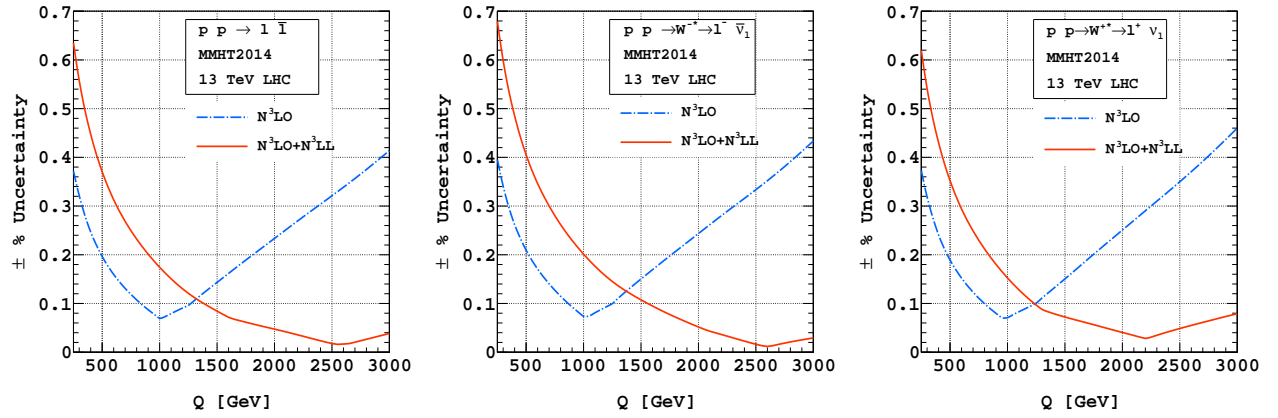


FIG. 5. Comparison of 7-point scale uncertainty between resum and fixed order results for neutral DY [nDY] (left panel), charged DY [cDY] W^{*-} (middle panel) and W^{*+} (right panel).

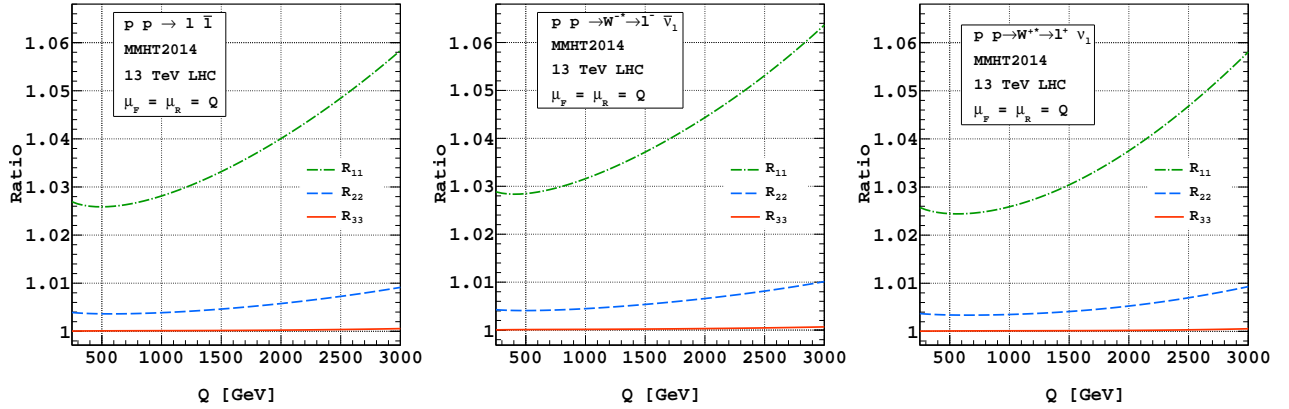


FIG. 6. Resummed enhancement over respective fixed order are shown here for neutral DY (left panel), charged DY W^{*-} (middle panel) and W^{*+} (right panel) through R_{ij} defined in Eq. (13).

Fig. 5). The scale uncertainties in the low Q region (where regular terms and other parton channel contributions are non-negligible) are smaller for FO case, while they are smaller for resummed case in the high Q region (where the threshold logarithms are important).

To see the effects of resummation over FO results at a given order, it is quite useful to use the factors R_{ii} defined in Eq. (13). We plot in Fig. 6 these factors R_{11} , R_{22} and R_{33} for all three different DY processes as a function of the invariant mass of the dileptons. In all these plots, we can see the R_{11} contribution is dominant particularly in the

high Q region, while the R_{33} is almost unity except for a small contribution in the high invariant mass distribution.

C. VH production

In this section, we present the numerical results for the Higgs production in association with a massive vector boson $V = Z, W^-, W^+$. We present results for both the invariant mass distribution and the total production cross sections at hadron colliders for different center of mass energies. However, for invariant mass distribution our results are confined to only DY process i.e. the production of an off-shell gauge boson followed by its decay to on-shell V and H .

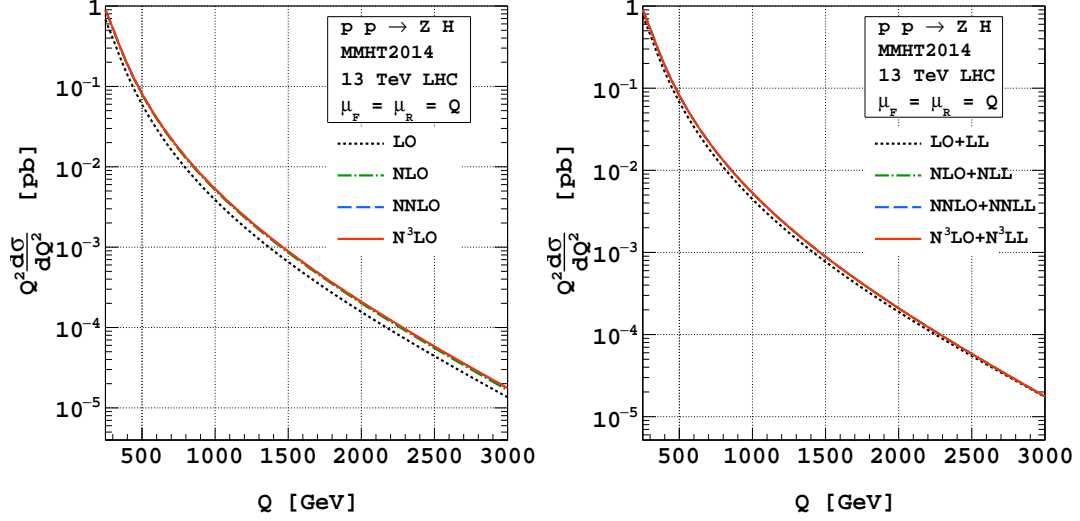


FIG. 7. Invariant mass distribution of ZH for 13 TeV LHC fixed order (left panel) and the resummed (right panel).

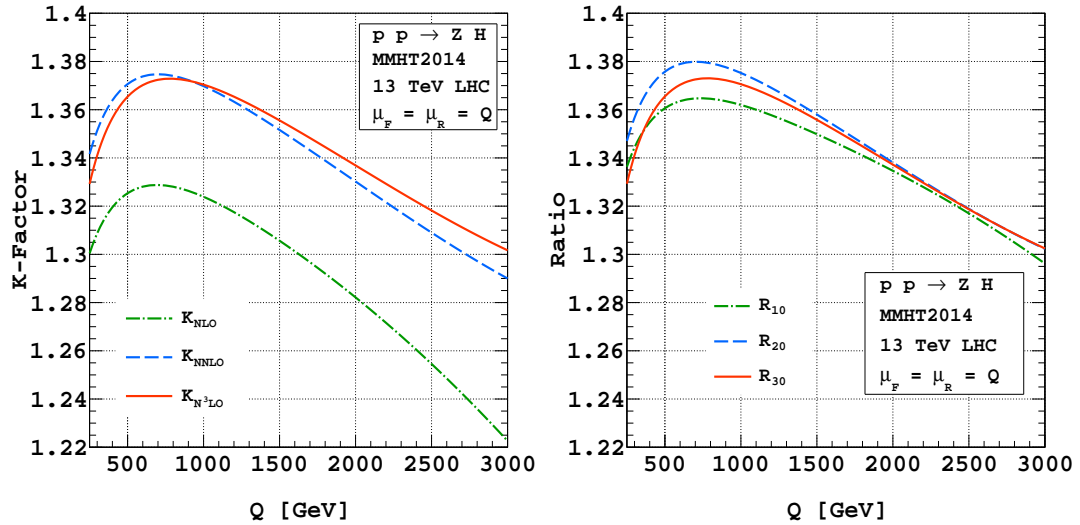


FIG. 8. K-factor for fixed order of ZH for 13 TeV LHC (left panel) and the enhancement in the resummed cross section over fixed order LO are shown here (right panel) through R_{ij} is defined in Eq. (13).

It is worth noting that the total production cross sections for these processes up to NNLO are available through the public code `vh@nnlo` [108]. The updated version `vh@nnlo` 2.1 [109] of the code can handle both the SM Higgs and other BSM scenarios where Higgs can be produced in association with a gauge boson. In this version, the code is also interfaced with MCFM [110] to produce invariant mass distributions up to NNLO level.

In the present context, we provide the invariant mass distribution up to third order (N^3LO+N^3LL). To achieve this we use the invariant mass distributions of DY processes available at N^3LO level through `n3lox`s [1] code, and

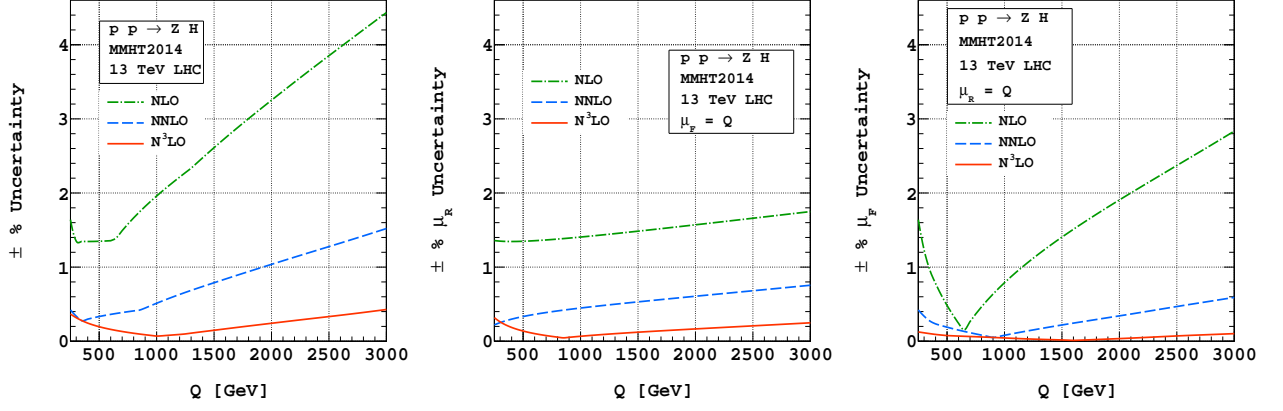


FIG. 9. The 7-point scale uncertainty (left panel), μ_R scale uncertainty (middle panel) and μ_F scale uncertainty (right panel) up to $N^3\text{LO}$ for ZH production.

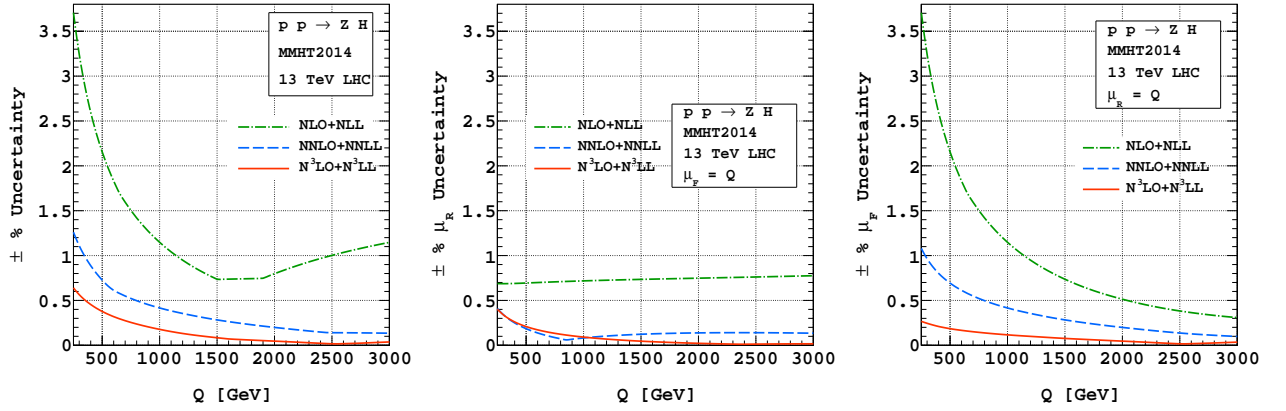


FIG. 10. The 7-point scale uncertainty (left panel), μ_R scale uncertainty (middle panel) μ_F scale uncertainty (right panel) up to $N^3\text{LO}+N^3\text{LL}$ for ZH production.

we numerically incorporate the decay of the off-shell vector boson to V and H instead of to leptons, using the Eq.(2) and Eq.(3) of Ref.[109]. For consistency, we reproduce the results obtained from `vh@nnlo` 2.1 up to NNLO for VH invariant mass distribution. We then extend our analysis to the fixed order $N^3\text{LO}$ level. For the resummation case, we use our in-house numerical code, similar to the one used for dilepton production case discussed in previous sections.

In Fig. 7, we plot the invariant mass distribution of VH at FO (left panel) and at resum level (right panel) up to third order ($N^3\text{LO}+N^3\text{LL}$) for ZH production process by varying Q from 250 GeV to 3000 GeV. Because the branching of off-shell V^* to VH is different from that to dileptons, the production cross sections will certainly be different from that of the neutral DY production of dileptons. However, the corresponding K -factors and R -factors are defined in Eq. (13), expected to be almost same as those of neutral DY case due to the cancellation of the branching part in these ratios.

In Fig. 8, we present these K -factors (left panel) and R -factors (right panel) up to third order ($N^3\text{LO}+N^3\text{LL}$). The corresponding scale uncertainties for the ZH production case are shown for FO in Fig. 9 and for the resum case in Fig. 10. We notice that the behavior of the scale uncertainties for FO is the same as that for the neutral DY case. For completeness, in Fig. 9, we show separately the uncertainties due to the 7-point scale variations (left panel), those due to only μ_R for fixed $\mu_F = Q$ (middle panel) and those due to only μ_F for fixed $\mu_R = Q$ (right panel) for FO results. We find that the factorization scale uncertainties at higher orders, namely, at NNLO and $N^3\text{LO}$ level are smaller than those due to the renormalization scale. In Fig. 10, we show similar plots as those in Fig. 9 but for resummed results. However, here we find that the factorization scale uncertainties are larger than the uncertainties due to the renormalization scale variations. This is expected because in the resummation case, the factorization scale dependence is included only from the threshold regions and that too in the $q\bar{q}$ channel. However, at the fixed order at $N^3\text{LO}$ level, this is not the case as the full μ_F scale dependence is included in the coefficient functions at this order. We also notice that in general the scale uncertainties in FO results in the high Q region increase but very slowly. On the contrary, the scale uncertainties in the resummed predictions decrease with increasing Q . This is because in the

\sqrt{S} (TeV)	7.0	8.0	13.0	13.6	100.0
LO	$0.2363 \pm 0.36\%$	$0.2908 \pm 1.00\%$	$0.5934 \pm 3.81\%$	$0.6324 \pm 4.06\%$	$8.1105 \pm 13.57\%$
NLO	$0.3164 \pm 1.55\%$	$0.3878 \pm 1.50\%$	$0.7754 \pm 1.36\%$	$0.8245 \pm 1.36\%$	$9.1445 \pm 4.40\%$
NNLO	$0.3280 \pm 0.41\%$	$0.4017 \pm 0.37\%$	$0.8005 \pm 0.35\%$	$0.8508 \pm 0.36\%$	$9.1215 \pm 0.94\%$
N ³ LO	$0.3266 \pm 0.25\%$	$0.3996 \pm 0.27\%$	$0.7943 \pm 0.32\%$	$0.8441 \pm 0.33\%$	$8.9790 \pm 0.49\%$
LO+LL	$0.2706 \pm 1.48\%$	$0.3319 \pm 1.45\%$	$0.6721 \pm 4.20\%$	$0.7158 \pm 4.44\%$	$9.0406 \pm 13.86\%$
NLO+NLL	$0.3260 \pm 4.34\%$	$0.3992 \pm 4.33\%$	$0.7966 \pm 4.31\%$	$0.8469 \pm 4.31\%$	$9.3550 \pm 5.39\%$
NNLO+NNLL	$0.3295 \pm 1.40\%$	$0.4034 \pm 1.43\%$	$0.8036 \pm 1.53\%$	$0.8542 \pm 1.53\%$	$9.1500 \pm 1.77\%$
N ³ LO+N ³ LL	$0.3266 \pm 0.46\%$	$0.3996 \pm 0.49\%$	$0.7943 \pm 0.57\%$	$0.8441 \pm 0.58\%$	$8.9795 \pm 0.75\%$

TABLE I. ZH production cross section (in pb) for different \sqrt{S} with 7-point scale uncertainty.

\sqrt{S} (TeV)	$\sigma_{N^3LO}^{DY,ZH}$	$\sigma_{N^3LO+N^3LL}^{DY,ZH}$	$\sigma_{N^3LO}^{tot,ZH}$	$\sigma_{N^3LO+N^3LL}^{tot,ZH}$
7.0	$0.3266 \pm 0.25\%$	$0.3266 \pm 0.46\%$	$0.3534 \pm 1.25\%$	$0.3534 \pm 1.17\%$
8.0	$0.3996 \pm 0.27\%$	$0.3996 \pm 0.49\%$	$0.4373 \pm 1.36\%$	$0.4373 \pm 1.28\%$
13.0	$0.7943 \pm 0.32\%$	$0.7943 \pm 0.57\%$	$0.9112 \pm 1.79\%$	$0.9112 \pm 1.67\%$
13.6	$0.8441 \pm 0.33\%$	$0.8441 \pm 0.58\%$	$0.9728 \pm 1.86\%$	$0.9728 \pm 1.75\%$
100.0	$8.9790 \pm 0.49\%$	$8.9795 \pm 0.75\%$	$13.2674 \pm 4.57\%$	$13.2678 \pm 4.39\%$

TABLE II. ZH production cross section (in pb) of DY-type N³LO, DY-type N³LO+N³LL, total N³LO and total resummed N³LO+N³LL which are defined in Eq. (14) and Eq. (15) for different \sqrt{S} with 7-point scale uncertainty.

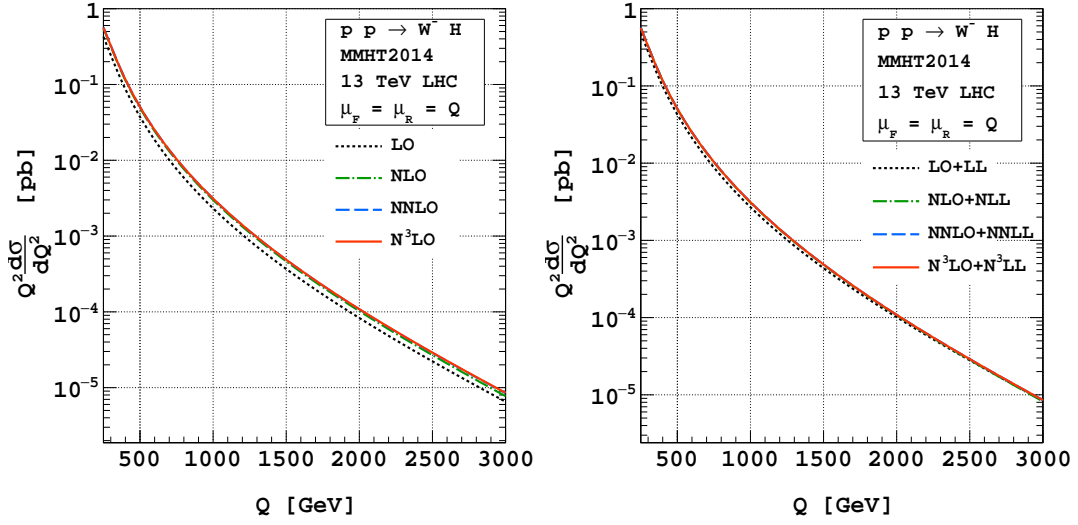


FIG. 11. Invariant mass distribution of W^-H for 13 TeV LHC fixed order (left) and the resummed (right).

high Q region the bulk of the cross sections are dominated by threshold logarithms and are resummed to all orders in the perturbation theory.

In Fig. 11 and Fig. 13, we show the results for invariant mass distribution of W^-H and W^+H production processes respectively. The corresponding K -factors and R_{i0} -factors are shown in Fig. 12 and Fig. 14. The results for the invariant mass distribution differ from those of the respective dilepton production processes through off-shell W^- and W^+ gauge bosons. However, the ratios K and R -factors are almost the same. Due to the underlying parton fluxes, these K -factors and R -factors for WH production case, on the other hand, will certainly be different from those of

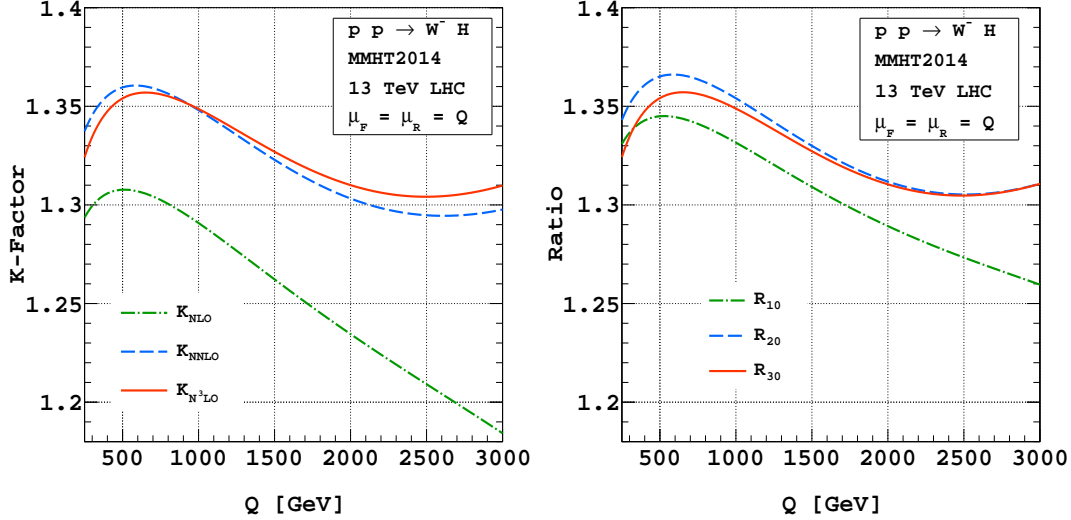


FIG. 12. K-factor for fixed order of W^-H for 13 TeV LHC (left) and the enhancement in the resummed cross section over fixed order LO are shown here (right) through R_{ij} is defined in Eq. (13).

ZH case. In Fig. 15, we show the 7-point scale uncertainties in the invariant mass distribution of W^-H and W^+H processes.

For these new results i.e. the invariant mass distribution for VH process at N^3LO and N^3LO+N^3LL , we compare the 7-point scale uncertainties in FO and in resum results Fig. 16. The behavior of the scale uncertainties is almost identical to that of the neutral DY case (see Fig. 5), namely, the scale uncertainties are smaller in the low Q region for FO case, while the same is true for resum case in the high Q region. There is a very small and negligible difference between ZH case and neutral DY case, which is mostly due to the presence of photon contribution in the latter case.

We also present in Fig. 17, the ratios R_{ii} for $i = 1, 2, 3$ for ZH , W^-H and W^+H cases. It is also worth noting that with the automation of most of the NLO calculations [111, 112], the NLO results are readily available for these processes and hence it will be particularly useful to estimate the R_{i1} for $i = 1, 2, 3$. We plot these R_{i1} factors for all these VH processes in Fig. 18 as a function of Q . We notice that in general approximately for $Q > 2000$ GeV, both R_{21} and R_{31} merge with each other. However, their values are different for different processes. In the high Q region around 3000 GeV, R_{31} being the largest for W^-H case and is about 1.105 while it is the smallest and is about 1.03 for W^+H case, whereas the corresponding one for ZH case is about 1.065.

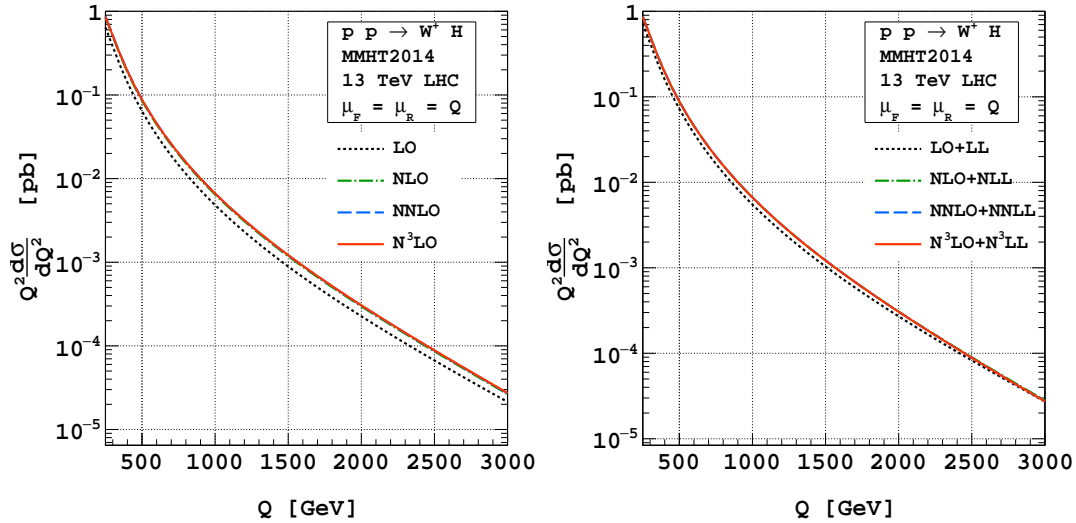


FIG. 13. Invariant mass distribution of W^+H for 13 TeV LHC fixed order (left panel) and the resummed (right panel).

For the VH production process, we also give the total production cross sections obtained by integrating the invariant mass distributions over the entire Q region that is kinematically accessible. First, we give these total

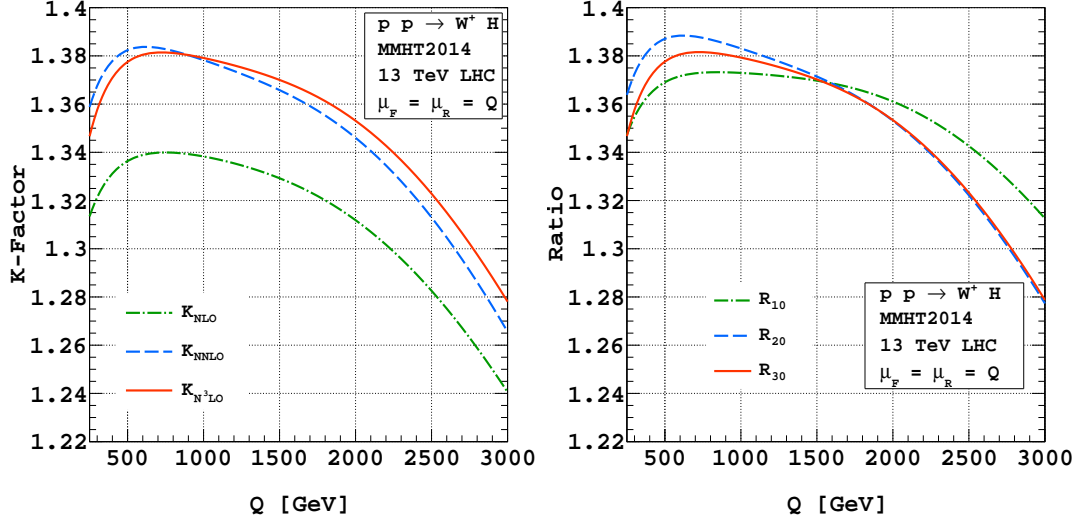


FIG. 14. K-factor for fixed order of W^+H for 13 TeV LHC (left panel) and the enhancement in the resummed cross section over fixed order LO are shown here (right panel) through R_{ij} is defined in Eq. (13).

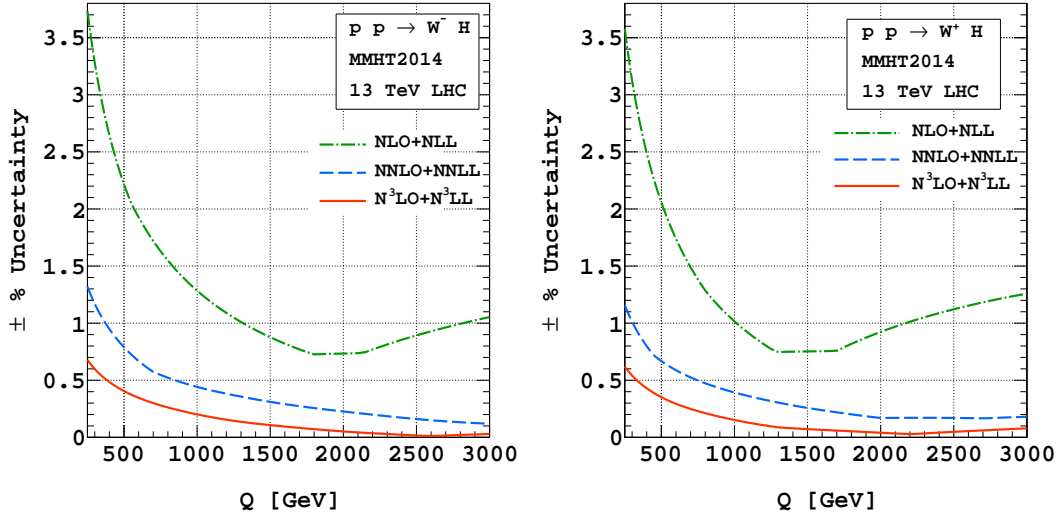


FIG. 15. The resummed 7-point scale uncertainties for W^-H (left panel) and W^+H (right panel) up to N^3LO+N^3LL .

cross sections for DY type ZH production processes from LO to N^3LO+N^3LL for different center of mass energies $\sqrt{S} = 7, 8, 13, 13.6$ and 100 TeV in Table I. The corresponding 7-point scale uncertainties are also provided for each case. For the total production cross sections, the bulk of the contribution comes essentially from the low Q region and hence the corresponding scale uncertainties in the resummed results are predominantly due to those coming from the FO results that enter through matching procedure. Hence, the scale uncertainties are smaller for FO case than those for the resum case. However, one can clearly see these scale uncertainties decrease for any center of mass energy as we go from LO to N^3LO in FO, or as we go from LO+LL to N^3LO+N^3LL in the resummation series. For example, for the 13.6 TeV case, the scale uncertainties at LO are 4.06% and get reduced to about 0.33%, while those at LO+LL are 4.44%, and they get reduced to about 0.58% at N^3LO+N^3LL . In Table III, we present similar results for W^-H case and in Table V for W^+H case. In all these results, the general observation is that the scale uncertainties do increase with the center of mass energy \sqrt{S} of the incoming hadrons.

Finally, in the context of VH production, we note that the DY type contributions do not fully give the complete FO predictions for VH case. Starting from $\mathcal{O}(a_S^2)$, particularly the ZH process receives contributions from the gluon fusion channel [113], bottom annihilation channel as well as the heavy top-loop contributions [114]. For the gluon fusion channel, the LO order contribution formally comes at the same order as NNLO of DY type ZH production process and the results for this channel are available already. The higher order NLO corrections to this gluon fusion

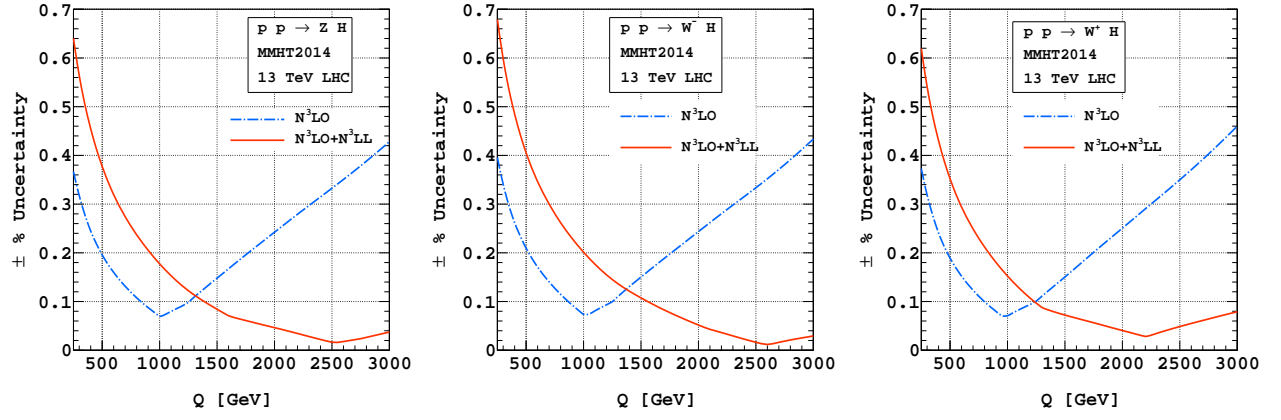


FIG. 16. The 7-point scale uncertainty comparison for different Higgs associated production ZH (left panel), W^-H (middle panel) and W^+H (right panel) between resum and fixed order results.

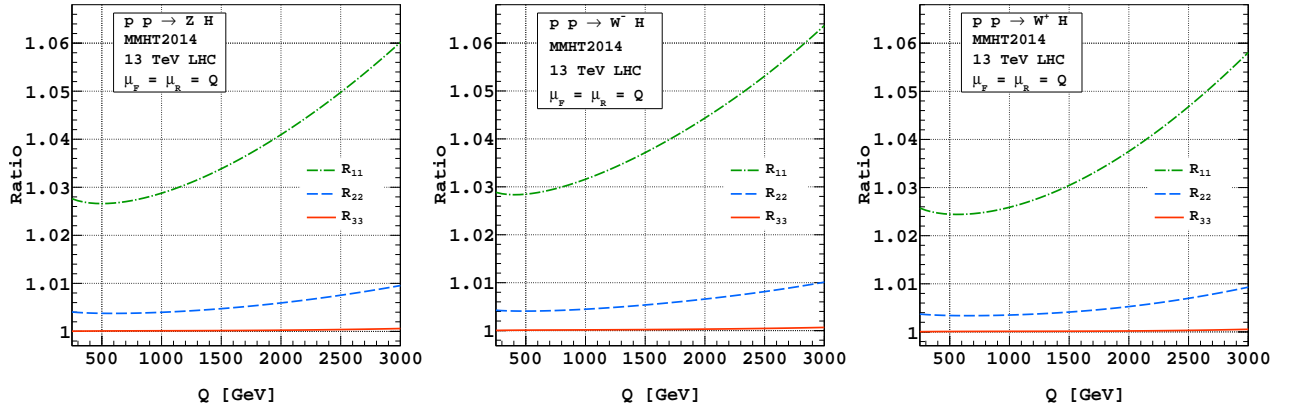


FIG. 17. The enhancement in the resummed cross section over fixed order are shown here for different Higgs associated production ZH (left panel), W^-H (middle panel) and W^+H (right panel) through R_{ij} is defined in Eq. (13).

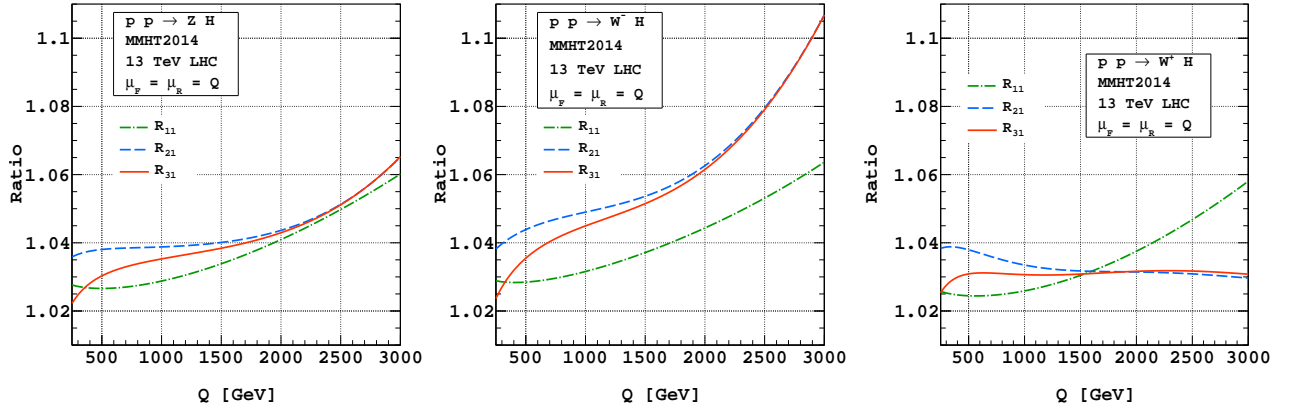


FIG. 18. Enhancement resummed cross section over NLO are shown here for different Higgs associated production ZH (left panel), W^-H (middle panel) and W^+H (right panel). The factor R_{ij} is defined in Eq. (13).

channel which contribute at $\mathcal{O}(a_s^3)$ level appear at the same order as the $N^3\text{LO}$ of DY type corrections, and these NLO corrections to the gluon fusion channel in the effective theory [115] have been computed already. It is worth noting that in the recent past, there has been a significant amount of progress toward the computation of the NLO corrections to this gluon fusion process considering the finite top quark mass effects [116–122]. The top-loop contributions are available at the a_s^2 level [114] and are implemented in the `vh@nnlo` 2.1 code. In the present context, we consider all

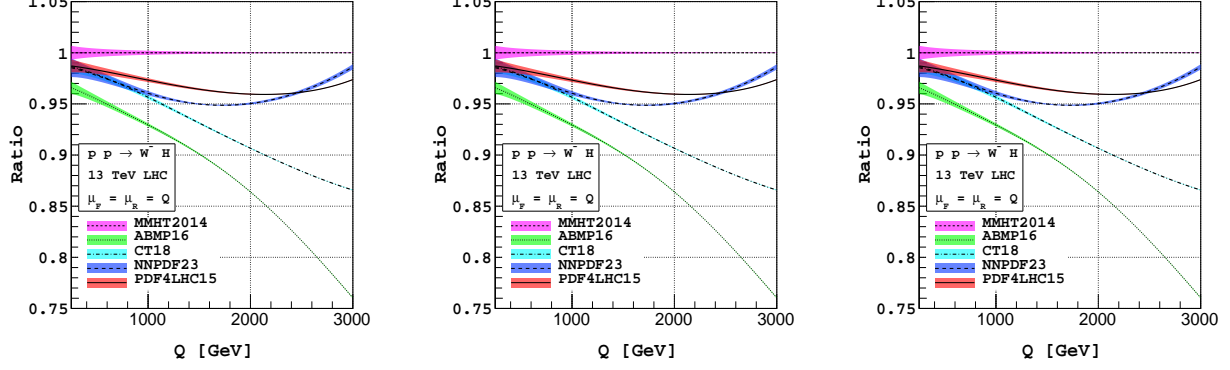


FIG. 19. Behavior of invariant mass distributions at $N^3\text{LO}+N^3\text{LL}$ for ZH (left panel), W^-H (middle panel) and W^+H (right panel) with 7-point scale variation in band for different PDF groups (central value) normalized to the default choice of MMHT2014.

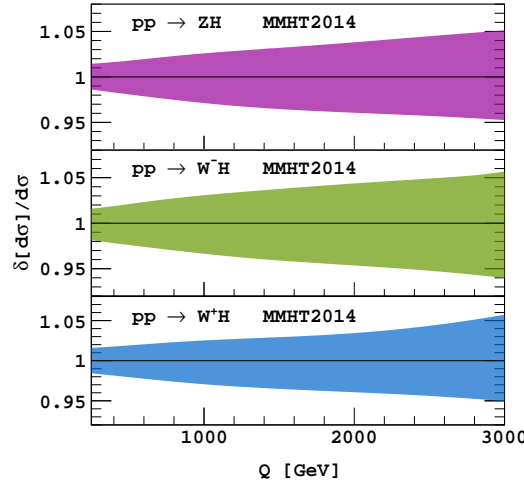


FIG. 20. The intrinsic PDF uncertainties in the resummed predictions for VH production processes at $N^3\text{LO}+N^3\text{LL}$, obtained from MMHT2014nnlo68cl PDF sets.

these three contributions to the ZH production process and define the total production cross section defined as

$$\sigma_{N^3\text{LO}}^{\text{tot},ZH} = \sigma_{N^3\text{LO}}^{\text{DY},ZH} + \sigma^{gg}(a_S^3) + \sigma^{\text{top}}(a_S^2) + \sigma^{b\bar{b}} \quad (14)$$

$$\sigma_{N^3\text{LO}+N^3\text{LL}}^{\text{tot},ZH} = \sigma_{N^3\text{LO}+N^3\text{LL}}^{\text{DY},ZH} + \sigma^{gg}(a_S^3) + \sigma^{\text{top}}(a_S^2) + \sigma^{b\bar{b}} \quad (15)$$

where the power of a_S in the parenthesis denotes the highest order up to which the respective contribution has been taken into account. We present these results for the ZH case in Table II. For the case WH production, there will be no contribution from gluon fusion as well as bottom annihilation processes, however, there will be contribution from top-loops from NNLO onwards. Hence, we define the total production cross sections for WH case as

$$\sigma_{N^3\text{LO}}^{\text{tot},WH} = \sigma_{N^3\text{LO}}^{\text{DY},WH} + \sigma^{\text{top}}(a_S^2) \quad (16)$$

$$\sigma_{N^3\text{LO}+N^3\text{LL}}^{\text{tot},WH} = \sigma_{N^3\text{LO}+N^3\text{LL}}^{\text{DY},WH} + \sigma^{\text{top}}(a_S^2). \quad (17)$$

These production cross sections up to $N^3\text{LO}+N^3\text{LL}$ are given in Table IV for W^-H and in Table VI for W^+H cases. We also note that at this level, the electroweak corrections [123, 124] are also competitive. For the current LHC energies, they are about -5.28% for ZH and -6.88% for WH total production cross sections. This can easily be implemented in the analysis, however, we did not consider them for simplicity and focus only on the QCD corrections.

\sqrt{S} (TeV)	7.0	8.0	13.0	13.6	100.0
LO	$0.1625 \pm 0.46\%$	$0.2021 \pm 1.27\%$	$0.4262 \pm 4.04\%$	$0.4553 \pm 4.28\%$	$6.1486 \pm 13.49\%$
NLO	$0.2144 \pm 1.55\%$	$0.2660 \pm 1.50\%$	$0.5524 \pm 1.37\%$	$0.5891 \pm 1.44\%$	$6.9628 \pm 4.39\%$
NNLO	$0.2234 \pm 0.39\%$	$0.2769 \pm 0.35\%$	$0.5716 \pm 0.38\%$	$0.6093 \pm 0.39\%$	$6.9645 \pm 0.97\%$
N ³ LO	$0.2223 \pm 0.28\%$	$0.2752 \pm 0.30\%$	$0.5667 \pm 0.36\%$	$0.6039 \pm 0.36\%$	$6.8460 \pm 0.54\%$
LO+LL	$0.1872 \pm 1.56\%$	$0.2320 \pm 1.68\%$	$0.4847 \pm 4.42\%$	$0.5175 \pm 4.65\%$	$6.8494 \pm 13.71\%$
NLO+NLL	$0.2214 \pm 4.55\%$	$0.2744 \pm 4.53\%$	$0.5683 \pm 4.46\%$	$0.6059 \pm 4.46\%$	$7.1248 \pm 5.39\%$
NNLO+NNLL	$0.2245 \pm 1.49\%$	$0.2782 \pm 1.52\%$	$0.5741 \pm 1.60\%$	$0.6118 \pm 1.61\%$	$6.9867 \pm 1.79\%$
N ³ LO+N ³ LL	$0.2223 \pm 0.53\%$	$0.2752 \pm 0.55\%$	$0.5667 \pm 0.63\%$	$0.6039 \pm 0.63\%$	$6.8464 \pm 0.81\%$

TABLE III. W^-H production cross section (in pb) for different \sqrt{S} with 7-point scale uncertainty.

\sqrt{S} (TeV)	$\sigma_{N^3LO}^{DY, W^-H}$	$\sigma_{N^3LO+N^3LL}^{DY, W^-H}$	$\sigma_{N^3LO}^{tot, W^-H}$	$\sigma_{N^3LO+N^3LL}^{tot, W^-H}$
7.0	$0.2223 \pm 0.28\%$	$0.2223 \pm 0.53\%$	$0.2245 \pm 0.09\%$	$0.2245 \pm 0.34\%$
8.0	$0.2752 \pm 0.30\%$	$0.2752 \pm 0.55\%$	$0.2781 \pm 0.08\%$	$0.2781 \pm 0.36\%$
13.0	$0.5667 \pm 0.36\%$	$0.5667 \pm 0.63\%$	$0.5739 \pm 0.13\%$	$0.5739 \pm 0.42\%$
13.6	$0.6039 \pm 0.36\%$	$0.6039 \pm 0.63\%$	$0.6117 \pm 0.13\%$	$0.6117 \pm 0.42\%$
100.0	$6.8460 \pm 0.54\%$	$6.8464 \pm 0.81\%$	$6.9963 \pm 0.35\%$	$6.9967 \pm 0.61\%$

TABLE IV. W^-H production cross section (in pb) of DY-type N³LO, DY-type N³LO+N³LL, total N³LO and total resummed N³LO+N³LL which are defined in Eq. (16) and Eq. (17) for different \sqrt{S} with 7-point scale uncertainty.

\sqrt{S} (TeV)	7.0	8.0	13.0	13.6	100.0
LO	$0.2820 \pm 0.30\%$	$0.3409 \pm 1.08\%$	$0.6583 \pm 3.77\%$	$0.6983 \pm 4.00\%$	$7.7331 \pm 13.06\%$
NLO	$0.3805 \pm 1.57\%$	$0.4582 \pm 1.53\%$	$0.8676 \pm 1.40\%$	$0.9183 \pm 1.40\%$	$8.7881 \pm 4.38\%$
NNLO	$0.3944 \pm 0.42\%$	$0.4750 \pm 0.39\%$	$0.8975 \pm 0.37\%$	$0.9497 \pm 0.38\%$	$8.7460 \pm 1.01\%$
N ³ LO	$0.3927 \pm 0.25\%$	$0.4725 \pm 0.27\%$	$0.8906 \pm 0.33\%$	$0.9422 \pm 0.34\%$	$8.6026 \pm 0.54\%$
LO+LL	$0.3201 \pm 1.39\%$	$0.3861 \pm 1.49\%$	$0.7409 \pm 4.14\%$	$0.7856 \pm 4.37\%$	$8.5904 \pm 13.33\%$
NLO+NLL	$0.3911 \pm 4.13\%$	$0.4707 \pm 4.12\%$	$0.8897 \pm 4.12\%$	$0.9416 \pm 4.12\%$	$8.9811 \pm 5.26\%$
NNLO+NNLL	$0.3960 \pm 1.34\%$	$0.4768 \pm 1.37\%$	$0.9008 \pm 1.46\%$	$0.9532 \pm 1.47\%$	$8.7719 \pm 1.68\%$
N ³ LO+N ³ LL	$0.3927 \pm 0.45\%$	$0.4725 \pm 0.48\%$	$0.8907 \pm 0.56\%$	$0.9423 \pm 0.57\%$	$8.6032 \pm 0.79\%$

TABLE V. W^+H production cross section (in pb) for different \sqrt{S} with 7-point scale uncertainty.

Finally, we estimate the uncertainties in our predictions for VH invariant mass distributions due to the choice of the PDFs used in our analysis. For this, we compute the invariant mass distributions at N³LO+N³LL using different choice of PDFs : ABMP16 [125], CT18 [126], NNPDF23 [127] and PDF4LHC15 [128]. All these sets are considered at NNLO level and the invariant mass distributions are obtained for central set (iset=0). We obtain these results normalized with respect to those obtained from our default choice of MMHT2014nnlo PDFs (iset=0) and for the central scale choice and present them in Fig. 19 for ZH (left panel), W^-H (middle panel) and for W^+H (right panel). The bands for each of the PDF sets in these figures represent the corresponding 7-point scale uncertainties, which are found to get reduced with Q for all the PDF sets considered here except those for NNPDF23 sets. For the latter choice of PDF sets, the scale uncertainties are found to decrease first with Q up to about 1500 GeV, and then they slowly increase with Q . The uncertainty in these predictions due to the choice of different PDF sets is smaller in the low Q -region and is at the most 4%, but these uncertainties tend to increase with Q . In the high Q region

\sqrt{S} (TeV)	$\sigma_{\text{N}^3\text{LO}}^{DY, W^+ H}$	$\sigma_{\text{N}^3\text{LO}+\text{N}^3\text{LL}}^{DY, W^+ H}$	$\sigma_{\text{N}^3\text{LO}}^{\text{tot}, W^+ H}$	$\sigma_{\text{N}^3\text{LO}+\text{N}^3\text{LL}}^{\text{tot}, W^+ H}$
7.0	$0.3927 \pm 0.25\%$	$0.3927 \pm 0.45\%$	$0.3965 \pm 0.11\%$	$0.3965 \pm 0.27\%$
8.0	$0.4725 \pm 0.27\%$	$0.4725 \pm 0.48\%$	$0.4774 \pm 0.09\%$	$0.4774 \pm 0.29\%$
13.0	$0.8906 \pm 0.33\%$	$0.8907 \pm 0.56\%$	$0.9017 \pm 0.13\%$	$0.9017 \pm 0.36\%$
13.6	$0.9422 \pm 0.34\%$	$0.9423 \pm 0.57\%$	$0.9541 \pm 0.13\%$	$0.9542 \pm 0.36\%$
100.0	$8.6026 \pm 0.54\%$	$8.6032 \pm 0.79\%$	$8.7865 \pm 0.37\%$	$8.7871 \pm 0.60\%$

TABLE VI. W^+H production cross section (in pb) of DY-type N³LO, DY-type N³LO+N³LL, total N³LO and total resummed N³LO+N³LL which are defined in Eq. (16) and Eq. (17) for different \sqrt{S} with 7-point scale uncertainty.

$Q > 2000$ GeV, the deviations from MMHT2014 results are in general larger for ABMP16 and CT18 PDF sets for ZH and W^-H processes. The deviations at $Q = 2000$ GeV for ZH case are about 4.2%, 6.6%, 5.3% and 4.0% for ABMP16, CT18, NNPDF23 and PDF4LHC15 PDF sets respectively. The similar numbers for $Q = 3000$ GeV are about 9.0%, 8.3%, 2.9% and 4.3% respectively. The deviations are largest for the case W^-H in the high Q region and are about 20% for ABMP16 sets.

It is worth studying the intrinsic PDF uncertainties in our resummed predictions due to the parametrization of the PDFs themselves. For this, we use the MMHT2014nnlo68cl PDF sets and compute the cross sections due to all the 51 different sets and estimate the asymmetric uncertainties as provided by the LHAPDF routines. We present these uncertainties in our resummed results for VH production cross sections at N³LO+N³LL accuracy normalized with respect to those obtained with the central set. These results are shown in Fig. 20 for the ZH , W^-H and W^+H processes, with uncertainties reaching about 5% in the high invariant mass region.

D. $b\bar{b}H$ production

As a final process, we consider the Higgs boson production in bottom quark annihilation process at the LHC. This process has already been studied up to NNLO+NNLL by some of the authors in [42] including a detailed uncertainty analysis. In [42], the work also has been extended to N³LO+N³LL including the estimation of uncertainties only due to unphysical renormalization scale. However, in this work, we complement these studies by considering the $b\bar{b} \rightarrow H$ production cross sections along with a detailed 7-point scale uncertainties for the choice of parameters given before. We present in Fig. 21 these production cross sections from LO+LL to N³LO+N³LL along with the respective scale uncertainties at hadron colliders for different center of mass energy \sqrt{S} values from 7 TeV to 100 TeV. For $\sqrt{S} = 13.6$ TeV, we find that these 7-point scale uncertainties is 5.26% at N³LO and is 4.98% at N³LO+N³LL. The scale uncertainties are found to get reduced with higher logarithmic accuracy in resummation while at any given order in perturbation theory they are in general found to increase with \sqrt{S} .

IV. CONCLUSIONS

We have studied the threshold effect on the color singlet processes DY, associated VH productions and Higgs production through bottom quark annihilation. To achieve this, we have used the universal and process dependent resum coefficients that are known by some of us up to N³LL. Thanks to the recent publicly available `n3lox` code that we are able to perform the complete matching at the third order in QCD thus incorporating missing regular contributions at this order. We performed a detailed phenomenology for neutral DY, charged DY production of dileptons, Higgs production in association with massive vector boson ($V = Z/W$) in the DY-type process as well as for the Higgs production in bottom quark annihilation process. We presented our results for the dilepton and VH invariant mass distributions as well as the total production cross sections for VH and $b\bar{b}H$ processes. For the case of VH production process, the resummed corrections over the fixed order N³LO results are found to be very small, thus demonstrating a very good convergence of the perturbation series. We observe that the FO results have smaller scale uncertainties in the low Q region. However, the resummation gives significant reduction of the conventional 7-point scale uncertainties to as small as 0.1% in the high invariant mass region $Q \geq 1500$ GeV of VH production processes. For the associated Higgs production with a Z boson, the gluon fusion channel and top-loop contributions from NNLO onward are also important [116–122] at the accuracy that we considered here. We have included these contributions in

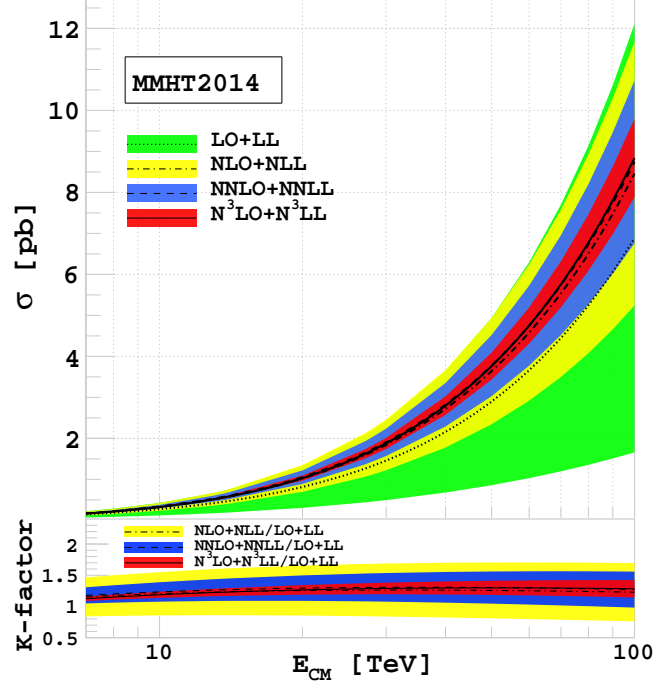


FIG. 21. The $b\bar{b}H$ cross section for different center of mass energy at different order and the corresponding K-factor with respect to LO+LL.

our inclusive total production cross sections for VH processes. To tame down the uncertainties further, we note that the resummation in gluon fusion channel is equally important. For the DY and DY-type VH production processes we have considered here, the theory uncertainties after the resummation to N^3LL accuracy has been achieved are very much under control. However, the PDF uncertainties are still large which can be reduced with the availability of N^3LO level PDFs and more experimental data. Further, at this precision level the electroweak corrections are also important to bring the total theory uncertainties under control.

ACKNOWLEDGMENTS

We thank V. Ravindran for useful discussion. G.D. also thanks J. Baglio for the discussion related to `n3loxs`. C.D. would like to thank the cluster computing facility *Param Ishan* at IIT Guwahati, where most of the computational work has been carried out. The research work of M.C.K. is supported by SERB Core Research Grant (CRG) under the project No. CRG/2021/005270. The research of G.D. is supported by the Deutsche Forschungsgemeinschaft (DFG, German Research Foundation) under grant No. 396021762 - TRR 257 (*Particle Physics Phenomenology after Higgs discovery*). The research work of K.S. is supported by Shanghai Natural Science Foundation under Grant No. 21ZR1406100.

Appendix A: RESUMMATION COEFFICIENTS

The process-dependent g_0 coefficients defined in Eq. (10) are given as (defining $L_{qr} = \ln(Q^2/\mu_R^2)$, $L_{fr} = \ln(\mu_F^2/\mu_R^2)$),

$$g_{01} = C_F \left\{ -16 + 16\zeta_2 + \left(-6 \right) L_{fr} + \left(6 \right) L_{qr} \right\}, \quad (A1)$$

$$g_{02} = C_F n_f \left\{ \frac{127}{6} + \frac{8}{9}\zeta_3 - \frac{64}{3}\zeta_2 + \left(-\frac{34}{3} + \frac{16}{3}\zeta_2 \right) L_{qr} + \left(\frac{2}{3} + \frac{16}{3}\zeta_2 \right) L_{fr} + \left(-2 \right) L_{fr}^2 + \left(2 \right) L_{qr}^2 \right\} + C_F^2 \left\{ \frac{511}{4} - 60\zeta_3 - 198\zeta_2 + \frac{552}{5}\zeta_2^2 + \left(-93 + 48\zeta_3 + 72\zeta_2 \right) L_{qr} + \left(93 - 48\zeta_3 - 72\zeta_2 \right) L_{fr} + \left(-36 \right) L_{qr} L_{fr} + \left(18 \right) L_{fr}^2 + \left(18 \right) L_{qr}^2 \right\} + C_A C_F \left\{ -\frac{1535}{12} + \frac{604}{9}\zeta_3 + \frac{376}{3}\zeta_2 - \frac{92}{5}\zeta_2^2 + \left(-\frac{17}{3} + 24\zeta_3 - \frac{88}{3}\zeta_2 \right) L_{fr} + \left(\frac{193}{3} - 24\zeta_3 - \frac{88}{3}\zeta_2 \right) L_{qr} + \left(-11 \right) L_{qr}^2 + \left(11 \right) L_{fr}^2 \right\}, \quad (A2)$$

$$g_{03} = C_F n_f^2 \left\{ -\frac{7081}{243} + \frac{16}{81}\zeta_3 + \frac{1072}{27}\zeta_2 + \frac{448}{135}\zeta_2^2 + \left(-\frac{68}{9} + \frac{32}{9}\zeta_2 \right) L_{qr}^2 + \left(-\frac{8}{9} \right) L_{fr}^3 + \left(\frac{4}{9} + \frac{32}{9}\zeta_2 \right) L_{fr}^2 + \left(\frac{8}{9} \right) L_{qr}^3 + \left(\frac{34}{9} + \frac{32}{9}\zeta_3 - \frac{160}{27}\zeta_2 \right) L_{fr} + \left(\frac{220}{9} - \frac{64}{27}\zeta_3 - \frac{608}{27}\zeta_2 \right) L_{qr} \right\} + C_F^2 n_f \left\{ -\frac{421}{3} - \frac{608}{9}\zeta_5 + \frac{9448}{27}\zeta_3 + \frac{9064}{27}\zeta_2 - \frac{256}{3}\zeta_2\zeta_3 - \frac{36208}{135}\zeta_2^2 + \left(-92 + 32\zeta_3 + 48\zeta_2 \right) L_{qr}^2 + \left(-\frac{275}{3} + \frac{256}{3}\zeta_3 + 40\zeta_2 + \frac{272}{5}\zeta_2^2 \right) L_{fr} + \left(20 - 32\zeta_3 - 48\zeta_2 \right) L_{fr}^2 + \left(230 - \frac{496}{3}\zeta_3 - 272\zeta_2 + \frac{464}{5}\zeta_2^2 \right) L_{qr} + \left(-12 \right) L_{qr} L_{fr}^2 + \left(-12 \right) L_{qr}^2 L_{fr} + \left(12 \right) L_{fr}^3 + \left(12 \right) L_{qr}^3 + \left(72 \right) L_{qr} L_{fr} \right\} + C_F^3 \left\{ -\frac{5599}{6} + 1328\zeta_5 - 460\zeta_3 + 32\zeta_3^2 + \frac{2936}{3}\zeta_2 - 400\zeta_2\zeta_3 - \frac{5972}{5}\zeta_2^2 + \frac{169504}{315}\zeta_2^3 + \left(-\frac{1495}{2} + 480\zeta_5 + 992\zeta_3 + 720\zeta_2 - 704\zeta_2\zeta_3 - \frac{1968}{5}\zeta_2^2 \right) L_{fr} + \left(-270 + 288\zeta_3 + 144\zeta_2 \right) L_{fr}^2 + \left(-270 + 288\zeta_3 + 144\zeta_2 \right) L_{qr}^2 + \left(540 - 576\zeta_3 - 288\zeta_2 \right) L_{qr} L_{fr} + \left(\frac{1495}{2} - 480\zeta_5 - 992\zeta_3 - 720\zeta_2 + 704\zeta_2\zeta_3 + \frac{1968}{5}\zeta_2^2 \right) L_{qr} + \left(-108 \right) L_{qr}^2 L_{fr} + \left(-36 \right) L_{fr}^3 + \left(36 \right) L_{qr}^3 + \left(108 \right) L_{qr} L_{fr}^2 \right\} + C_A C_F n_f \left\{ \frac{110651}{243} - 8\zeta_5 - \frac{24512}{81}\zeta_3 - \frac{44540}{81}\zeta_2 + \frac{880}{9}\zeta_2\zeta_3 + \frac{1156}{135}\zeta_2^2 + \left(-\frac{3052}{9} + \frac{3440}{27}\zeta_3 + \frac{7504}{27}\zeta_2 - \frac{344}{15}\zeta_2^2 \right) L_{qr} + \left(-40 - \frac{400}{9}\zeta_3 + \frac{2672}{27}\zeta_2 - \frac{8}{5}\zeta_2^2 \right) L_{fr} + \left(-\frac{146}{9} + 16\zeta_3 - \frac{352}{9}\zeta_2 \right) L_{fr}^2 + \left(-\frac{88}{9} \right) L_{qr}^3 + \left(\frac{88}{9} \right) L_{fr}^3 + \left(\frac{850}{9} - 16\zeta_3 - \frac{352}{9}\zeta_2 \right) L_{qr}^2 \right\} + C_A C_F^2 \left\{ \frac{74321}{36} - \frac{5512}{9}\zeta_5 - \frac{51508}{27}\zeta_3 + \frac{592}{3}\zeta_3^2 - \frac{66544}{27}\zeta_2 + \frac{3680}{3}\zeta_2\zeta_3 + \frac{258304}{135}\zeta_2^2 - \frac{123632}{315}\zeta_2^3 + \left(-\frac{3439}{2} + 240\zeta_5 + \frac{5368}{3}\zeta_3 + 1552\zeta_2 - 352\zeta_2\zeta_3 - \frac{2912}{5}\zeta_2^2 \right) L_{qr} + \left(-420 + 288\zeta_3 \right) L_{qr} L_{fr} + \left(-131 + 32\zeta_3 + 264\zeta_2 \right) L_{fr}^2 + \left(551 - 320\zeta_3 - 264\zeta_2 \right) L_{qr}^2 + \left(\frac{2348}{3} - 240\zeta_5 - \frac{4048}{3}\zeta_3 - 100\zeta_2 + 352\zeta_2\zeta_3 - \frac{1136}{5}\zeta_2^2 \right) L_{fr} + \left(-66 \right) L_{fr}^3 + \left(-66 \right) L_{qr}^3 + \left(66 \right) L_{qr} L_{fr}^2 + \left(66 \right) L_{qr}^2 L_{fr} \right\} + C_A^2 C_F \left\{ -\frac{1505881}{972} - 204\zeta_5 + \frac{139345}{81}\zeta_3 - \frac{400}{3}\zeta_3^2 + \frac{130295}{81}\zeta_2 - \frac{7228}{9}\zeta_2\zeta_3 - \frac{23357}{135}\zeta_2^2 + \frac{7088}{63}\zeta_2^3 + \left(-\frac{2429}{9} + 88\zeta_3 + \frac{968}{9}\zeta_2 \right) L_{qr}^2 + \left(-\frac{242}{9} \right) L_{fr}^3 + \left(\frac{242}{9} \right) L_{qr}^3 + \left(\frac{493}{9} - 88\zeta_3 + \frac{968}{9}\zeta_2 \right) L_{fr}^2 + \left(\frac{1657}{18} - 80\zeta_5 + \frac{3104}{9}\zeta_3 - \frac{8992}{27}\zeta_2 + 4\zeta_2^2 \right) L_{fr} + \left(\frac{3082}{3} + 80\zeta_5 - \frac{22600}{27}\zeta_3 - \frac{20720}{27}\zeta_2 + \frac{1964}{15}\zeta_2^2 \right) L_{qr} \right\} + N_4 n_{fv} C_F \left\{ 8 - \frac{160}{3}\zeta_5 + \frac{28}{3}\zeta_3 + 20\zeta_2 - \frac{4}{5}\zeta_2^2 \right\}. \quad (A3)$$

Here $N_4 = (n_c^2 - 4)/n_c$ and n_{fv} is proportional to the charge weighted sum of quark flavors [95].

The process-independent universal resum exponent defined in Eq. (9) which are used for DY-type processes are given as,

$$\bar{g}_1 = \left[\frac{A_1}{\beta_0} \left\{ 2 - 2 \ln(1 - \omega) + 2 \ln(1 - \omega) \omega^{-1} \right\} \right], \quad (\text{A4})$$

$$\bar{g}_2 = \left[\frac{D_1}{\beta_0} \left\{ \frac{1}{2} \ln(1 - \omega) \right\} + \frac{A_2}{\beta_0^2} \left\{ -\ln(1 - \omega) - \omega \right\} + \frac{A_1}{\beta_0} \left\{ \left(\ln(1 - \omega) + \frac{1}{2} \ln(1 - \omega)^2 + \omega \right) \left(\frac{\beta_1}{\beta_0^2} \right) + \left(\omega \right) L_{fr} \right. \right. \\ \left. \left. + \left(\ln(1 - \omega) \right) L_{qr} \right\} \right], \quad (\text{A5})$$

$$\bar{g}_3 = \left[\frac{A_3}{\beta_0^2} \left\{ -\frac{\omega}{(1 - \omega)} + \omega \right\} + \frac{A_2}{\beta_0} \left\{ \left(2 \frac{\omega}{(1 - \omega)} \right) L_{qr} + \left(3 \frac{\omega}{(1 - \omega)} + 2 \frac{\ln(1 - \omega)}{(1 - \omega)} - \omega \right) \left(\frac{\beta_1}{\beta_0^2} \right) + \left(-2 \omega \right) L_{fr} \right\} \right. \\ \left. + A_1 \left\{ -4 \zeta_2 \frac{\omega}{(1 - \omega)} + \left(-\frac{\ln(1 - \omega)^2}{(1 - \omega)} - \frac{\omega}{(1 - \omega)} - 2 \frac{\ln(1 - \omega)}{(1 - \omega)} + 2 \ln(1 - \omega) + \omega \right) \left(\frac{\beta_1}{\beta_0^2} \right)^2 + \left(-\frac{\omega}{(1 - \omega)} \right) L_{qr}^2 \right. \right. \\ \left. \left. + \left(-\frac{\omega}{(1 - \omega)} - 2 \ln(1 - \omega) - \omega \right) \left(\frac{\beta_2}{\beta_0^3} \right) + \left(\left(-2 \frac{\omega}{(1 - \omega)} - 2 \frac{\ln(1 - \omega)}{(1 - \omega)} \right) \left(\frac{\beta_1}{\beta_0^2} \right) \right) L_{qr} \right. \right. \\ \left. \left. + \left(\omega \right) L_{fr}^2 \right\} + \frac{D_2}{\beta_0} \left\{ \frac{\omega}{(1 - \omega)} \right\} + D_1 \left\{ \left(-\frac{\omega}{(1 - \omega)} \right) L_{qr} + \left(-\frac{\omega}{(1 - \omega)} - \frac{\ln(1 - \omega)}{(1 - \omega)} \right) \left(\frac{\beta_1}{\beta_0^2} \right) \right\} \right], \quad (\text{A6})$$

$$\bar{g}_4 = \left[\frac{A_4}{\beta_0^2} \left\{ \frac{1}{6} \frac{\omega(2 - \omega)}{(1 - \omega)^2} - \frac{1}{3} \omega \right\} + \frac{A_3}{\beta_0} \left\{ \left(-\frac{1}{2} \frac{\omega(2 - \omega)}{(1 - \omega)^2} \right) L_{qr} + \left(-\frac{5}{12} \frac{\omega(2 - \omega)}{(1 - \omega)^2} - \frac{1}{2} \frac{\ln(1 - \omega)}{(1 - \omega)^2} + \frac{1}{3} \omega \right) \left(\frac{\beta_1}{\beta_0^2} \right) \right. \right. \\ \left. \left. + \left(\omega \right) L_{fr} \right\} + A_2 \left\{ 2 \zeta_2 \frac{\omega(2 - \omega)}{(1 - \omega)^2} + \left(\frac{1}{2} \frac{\ln(1 - \omega)^2}{(1 - \omega)^2} - \frac{1}{12} \frac{\omega^2}{(1 - \omega)^2} + \frac{5}{6} \frac{\omega}{(1 - \omega)} + \frac{1}{2} \frac{\ln(1 - \omega)}{(1 - \omega)^2} \right. \right. \\ \left. \left. - \frac{1}{3} \omega \right) \left(\frac{\beta_1}{\beta_0^2} \right)^2 + \left(\frac{1}{2} \frac{\omega(2 - \omega)}{(1 - \omega)^2} \right) L_{qr}^2 + \left(\frac{1}{3} \frac{\omega^2}{(1 - \omega)^2} - \frac{1}{3} \frac{\omega}{(1 - \omega)} + \frac{1}{3} \omega \right) \left(\frac{\beta_2}{\beta_0^3} \right) + \left(-\omega \right) L_{fr}^2 \right. \\ \left. \left. + \left(\left(\frac{1}{2} \frac{\omega(2 - \omega)}{(1 - \omega)^2} + \frac{\ln(1 - \omega)}{(1 - \omega)^2} \right) \left(\frac{\beta_1}{\beta_0^2} \right) \right) L_{qr} \right\} + \beta_0 A_1 \left\{ \frac{8}{3} \zeta_3 \frac{\omega(2 - \omega)}{(1 - \omega)^2} + \left(-\frac{1}{6} \frac{\ln(1 - \omega)^3}{(1 - \omega)^2} + \frac{1}{3} \frac{\omega^2}{(1 - \omega)^2} \right. \right. \\ \left. \left. - \frac{1}{3} \frac{\omega}{(1 - \omega)} + \frac{1}{2} \frac{\ln(1 - \omega)}{(1 - \omega)^2} - \frac{\ln(1 - \omega)}{(1 - \omega)} + \frac{1}{2} \ln(1 - \omega) + \frac{1}{3} \omega \right) \left(\frac{\beta_1}{\beta_0^2} \right)^3 + \left(-\frac{1}{6} \frac{\omega(2 - \omega)}{(1 - \omega)^2} \right) L_{qr}^3 \right. \\ \left. \left. + \left(\frac{1}{12} \frac{\omega(2 - \omega)}{(1 - \omega)^2} + \frac{1}{2} \ln(1 - \omega) + \frac{1}{3} \omega \right) \left(\frac{\beta_3}{\beta_0^4} \right) + \left(-\frac{5}{12} \frac{\omega^2}{(1 - \omega)^2} + \frac{1}{6} \frac{\omega}{(1 - \omega)} - \frac{1}{2} \frac{\ln(1 - \omega)}{(1 - \omega)^2} + \frac{\ln(1 - \omega)}{(1 - \omega)} \right. \right. \\ \left. \left. - \ln(1 - \omega) - \frac{2}{3} \omega \right) \frac{\beta_1 \beta_2}{\beta_0^5} + \left(\frac{1}{3} \omega \right) L_{fr}^3 + \left(-2 \zeta_2 \frac{\omega(2 - \omega)}{(1 - \omega)^2} + \left(-\frac{1}{2} \frac{\ln(1 - \omega)^2}{(1 - \omega)^2} + \frac{1}{2} \frac{\omega^2}{(1 - \omega)^2} \right) \left(\frac{\beta_1}{\beta_0^2} \right)^2 + \left(-\frac{1}{2} \frac{\omega^2}{(1 - \omega)^2} \right) \left(\frac{\beta_2}{\beta_0^3} \right) \right. \right. \\ \left. \left. \right) L_{qr} + \left(-2 \zeta_2 \frac{\ln(1 - \omega)}{(1 - \omega)^2} \right) \left(\frac{\beta_1}{\beta_0^2} \right) + \left(\left(-\frac{1}{2} \frac{\ln(1 - \omega)}{(1 - \omega)^2} \right) \left(\frac{\beta_1}{\beta_0^2} \right) \right) L_{qr}^2 + \left(\left(-\frac{1}{2} \omega \right) \left(\frac{\beta_1}{\beta_0^2} \right) \right) L_{fr}^2 \right\} + \frac{D_3}{\beta_0} \left\{ -\frac{1}{4} \frac{\omega(2 - \omega)}{(1 - \omega)^2} \right\} + D_2 \left\{ \left(\frac{1}{4} \frac{\omega(2 - \omega)}{(1 - \omega)^2} + \frac{1}{2} \frac{\ln(1 - \omega)}{(1 - \omega)^2} \right) \left(\frac{\beta_1}{\beta_0^2} \right) \right. \\ \left. \left. + \left(\frac{1}{2} \frac{\omega(2 - \omega)}{(1 - \omega)^2} \right) L_{qr} \right\} + \beta_0 D_1 \left\{ -\zeta_2 \frac{\omega(2 - \omega)}{(1 - \omega)^2} + \left(-\frac{1}{4} \frac{\ln(1 - \omega)^2}{(1 - \omega)^2} + \frac{1}{4} \frac{\omega^2}{(1 - \omega)^2} \right) \left(\frac{\beta_1}{\beta_0^2} \right)^2 + \left(-\frac{1}{4} \frac{\omega(2 - \omega)}{(1 - \omega)^2} \right) L_{qr}^2 \right. \right. \\ \left. \left. + \left(-\frac{1}{4} \frac{\omega^2}{(1 - \omega)^2} \right) \left(\frac{\beta_2}{\beta_0^3} \right) + \left(\left(-\frac{1}{2} \frac{\ln(1 - \omega)}{(1 - \omega)^2} \right) \left(\frac{\beta_1}{\beta_0^2} \right) \right) L_{qr} \right\} \right]. \quad (\text{A7})$$

Here A_i are the universal cusp anomalous dimensions, D_i are the threshold noncusp anomalous dimensions, and $\omega = 2a_S \beta_0 \ln \bar{N}$. Note that all the perturbative quantities are expanded in powers of a_S . The cusp anomalous

dimensions A_i are given as (with the recently known four-loops results [129–131]) ,

$$A_1 = C_F \left\{ 4 \right\}, \quad (A8)$$

$$A_2 = C_F \left\{ n_f \left(-\frac{40}{9} \right) + C_A \left(\frac{268}{9} - 8\zeta_2 \right) \right\}, \quad (A9)$$

$$A_3 = C_F \left\{ n_f^2 \left(-\frac{16}{27} \right) + C_F n_f \left(-\frac{110}{3} + 32\zeta_3 \right) + C_A n_f \left(-\frac{836}{27} - \frac{112}{3}\zeta_3 + \frac{160}{9}\zeta_2 \right) + C_A^2 \left(\frac{490}{3} + \frac{88}{3}\zeta_3 - \frac{1072}{9}\zeta_2 + \frac{176}{5}\zeta_2^2 \right) \right\}, \quad (A10)$$

$$A_4 = C_F \left\{ n_f^3 \left(-\frac{32}{81} + \frac{64}{27}\zeta_3 \right) + C_F n_f^2 \left(\frac{2392}{81} - \frac{640}{9}\zeta_3 + \frac{64}{5}\zeta_2^2 \right) + C_F^2 n_f \left(\frac{572}{9} - 320\zeta_5 + \frac{592}{3}\zeta_3 \right) + C_A n_f^2 \left(\frac{923}{81} + \frac{2240}{27}\zeta_3 - \frac{608}{81}\zeta_2 - \frac{224}{15}\zeta_2^2 \right) + C_A C_F n_f \left(-\frac{34066}{81} + 160\zeta_5 + \frac{3712}{9}\zeta_3 + \frac{440}{3}\zeta_2 - 128\zeta_2\zeta_3 - \frac{352}{5}\zeta_2^2 \right) + C_A^2 n_f \left(-\frac{24137}{81} + \frac{2096}{9}\zeta_5 - \frac{23104}{27}\zeta_3 + \frac{20320}{81}\zeta_2 + \frac{448}{3}\zeta_2\zeta_3 - \frac{352}{15}\zeta_2^2 \right) + C_A^3 \left(\frac{84278}{81} - \frac{3608}{9}\zeta_5 + \frac{20944}{27}\zeta_3 - 16\zeta_3^2 - \frac{88400}{81}\zeta_2 - \frac{352}{3}\zeta_2\zeta_3 + \frac{3608}{5}\zeta_2^2 - \frac{20032}{105}\zeta_2^3 \right) \right\} + \frac{d_R^{abcd} d_A^{abcd}}{N_R} \left(\frac{3520}{3}\zeta_5 + \frac{128}{3}\zeta_3 - 384\zeta_3^2 - 128\zeta_2 - \frac{7936}{35}\zeta_2^3 \right) + n_f \frac{d_R^{abcd} d_F^{abcd}}{N_R} \left(-\frac{1280}{3}\zeta_5 - \frac{256}{3}\zeta_3 + 256\zeta_2 \right). \quad (A11)$$

The quartic casimirs are given as

$$\frac{d_A^{abcd} d_A^{abcd}}{N_A} = \frac{n_c^2(n_c^2 + 36)}{24}, \quad \frac{d_A^{abcd} d_F^{abcd}}{N_A} = \frac{n_c(n_c^2 + 6)}{48}, \quad (A12)$$

$$\frac{d_F^{abcd} d_A^{abcd}}{N_F} = \frac{(n_c^2 - 1)(n_c^2 + 6)}{48}, \quad \frac{d_F^{abcd} d_F^{abcd}}{N_F} = \frac{(n_c^2 - 1)(n_c^4 - 6n_c^2 + 18)}{96n_c^3}, \quad (A13)$$

with $N_A = n_c^2 - 1$ and $N_F = n_c$ where $n_c = 3$ for QCD. The coefficients D_i are given as,

$$D_1 = C_F \left\{ 0 \right\}, \quad (A14)$$

$$D_2 = C_F \left\{ n_f \left(\frac{224}{27} - \frac{32}{3}\zeta_2 \right) + C_A \left(-\frac{1616}{27} + 56\zeta_3 + \frac{176}{3}\zeta_2 \right) \right\}, \quad (A15)$$

$$D_3 = C_F \left\{ n_f^2 \left(-\frac{3712}{729} + \frac{320}{27}\zeta_3 + \frac{640}{27}\zeta_2 \right) + C_F n_f \left(\frac{3422}{27} - \frac{608}{9}\zeta_3 - 32\zeta_2 - \frac{64}{5}\zeta_2^2 \right) + C_A n_f \left(\frac{125252}{729} - \frac{2480}{9}\zeta_3 - \frac{29392}{81}\zeta_2 + \frac{736}{15}\zeta_2^2 \right) + C_A^2 \left(-\frac{594058}{729} - 384\zeta_5 + \frac{40144}{27}\zeta_3 + \frac{98224}{81}\zeta_2 - \frac{352}{3}\zeta_2\zeta_3 - \frac{2992}{15}\zeta_2^2 \right) \right\}. \quad (A16)$$

- [1] J. Baglio, C. Duhr, B. Mistlberger, and R. Szafron, (2022), [arXiv:2209.06138 \[hep-ph\]](#).
- [2] G. Heinrich, [Phys. Rept. **922**, 1 \(2021\)](#), [arXiv:2009.00516 \[hep-ph\]](#).
- [3] S. D. Drell and T.-M. Yan, [Phys. Rev. Lett. **25**, 316 \(1970\)](#).
- [4] G. Altarelli, R. K. Ellis, and G. Martinelli, [Nucl. Phys. B **157**, 461 \(1979\)](#).
- [5] J. Abad and B. Humpert, [Phys. Lett. B **77**, 105 \(1978\)](#).
- [6] J. Kubar-Andre and F. E. Paige, [Phys. Rev. D **19**, 221 \(1979\)](#).
- [7] K. Harada, T. Kaneko, and N. Sakai, [Nucl. Phys. B **155**, 169 \(1979\)](#), [Erratum: Nucl.Phys.B 165, 545 (1980)].
- [8] B. Humpert and W. L. Van Neerven, [Phys. Lett. B **84**, 327 \(1979\)](#), [Erratum: Phys.Lett.B 85, 471 (1979)].
- [9] J. Kubar, M. Le Bellac, J. L. Meunier, and G. Plaut, [Nucl. Phys. B **175**, 251 \(1980\)](#).
- [10] R. Hamberg, W. L. van Neerven, and T. Matsuura, [Nucl. Phys. B **359**, 343 \(1991\)](#), [Erratum: Nucl.Phys.B 644, 403–404 (2002)].

- [11] P. Mathews, V. Ravindran, K. Sridhar, and W. L. van Neerven, *Nucl. Phys. B* **713**, 333 (2005), [arXiv:hep-ph/0411018](#).
- [12] T. Ahmed, P. Banerjee, P. K. Dhani, M. C. Kumar, P. Mathews, N. Rana, and V. Ravindran, *Eur. Phys. J. C* **77**, 22 (2017), [arXiv:1606.08454 \[hep-ph\]](#).
- [13] P. Banerjee, P. K. Dhani, M. C. Kumar, P. Mathews, and V. Ravindran, *Phys. Rev. D* **97**, 094028 (2018), [arXiv:1710.04184 \[hep-ph\]](#).
- [14] C. Anastasiou, C. Duhr, F. Dulat, F. Herzog, and B. Mistlberger, *Phys. Rev. Lett.* **114**, 212001 (2015), [arXiv:1503.06056 \[hep-ph\]](#).
- [15] F. A. Dreyer and A. Karlberg, *Phys. Rev. Lett.* **117**, 072001 (2016), [arXiv:1606.00840 \[hep-ph\]](#).
- [16] C. Duhr, F. Dulat, and B. Mistlberger, *Phys. Rev. Lett.* **125**, 172001 (2020), [arXiv:2001.07717 \[hep-ph\]](#).
- [17] C. Duhr, F. Dulat, and B. Mistlberger, *JHEP* **11**, 143, [arXiv:2007.13313 \[hep-ph\]](#).
- [18] C. Duhr, F. Dulat, and B. Mistlberger, *Phys. Rev. Lett.* **125**, 051804 (2020), [arXiv:1904.09990 \[hep-ph\]](#).
- [19] C. Duhr and B. Mistlberger, *JHEP* **03**, 116, [arXiv:2111.10379 \[hep-ph\]](#).
- [20] L.-B. Chen, H. T. Li, H.-S. Shao, and J. Wang, *JHEP* **03**, 072, [arXiv:1912.13001 \[hep-ph\]](#).
- [21] F. A. Dreyer and A. Karlberg, *Phys. Rev. D* **98**, 114016 (2018), [arXiv:1811.07906 \[hep-ph\]](#).
- [22] M. Bonvini, S. Marzani, C. Muselli, and L. Rottoli, *JHEP* **08**, 105, [arXiv:1603.08000 \[hep-ph\]](#).
- [23] R. V. Harlander, S. Liebler, and H. Mantler, *Comput. Phys. Commun.* **212**, 239 (2017), [arXiv:1605.03190 \[hep-ph\]](#).
- [24] F. Dulat, A. Lazopoulos, and B. Mistlberger, *Comput. Phys. Commun.* **233**, 243 (2018), [arXiv:1802.00827 \[hep-ph\]](#).
- [25] S. Dittmaier and M. Krämer, *Phys. Rev. D* **65**, 073007 (2002), [arXiv:hep-ph/0109062](#).
- [26] U. Baur, O. Brein, W. Hollik, C. Schappacher, and D. Wackerroth, *Phys. Rev. D* **65**, 033007 (2002), [arXiv:hep-ph/0108274](#).
- [27] U. Baur and D. Wackerroth, *Phys. Rev. D* **70**, 073015 (2004), [arXiv:hep-ph/0405191](#).
- [28] A. Arbuzov, D. Bardin, S. Bondarenko, P. Christova, L. Kalinovskaya, G. Nanava, and R. Sadykov, *Eur. Phys. J. C* **46**, 407 (2006), [Erratum: *Eur.Phys.J.C* 50, 505 (2007)], [arXiv:hep-ph/0506110](#).
- [29] C. M. Carloni Calame, G. Montagna, O. Nicrosini, and A. Vicini, *JHEP* **12**, 016, [arXiv:hep-ph/0609170](#).
- [30] V. A. Zykunov, *Phys. Rev. D* **75**, 073019 (2007), [arXiv:hep-ph/0509315](#).
- [31] C. M. Carloni Calame, G. Montagna, O. Nicrosini, and A. Vicini, *JHEP* **10**, 109, [arXiv:0710.1722 \[hep-ph\]](#).
- [32] A. Arbuzov, D. Bardin, S. Bondarenko, P. Christova, L. Kalinovskaya, G. Nanava, and R. Sadykov, *Eur. Phys. J. C* **54**, 451 (2008), [arXiv:0711.0625 \[hep-ph\]](#).
- [33] S. Dittmaier and M. Huber, *JHEP* **01**, 060, [arXiv:0911.2329 \[hep-ph\]](#).
- [34] R. Bonciani, F. Buccioni, N. Rana, and A. Vicini, *Phys. Rev. Lett.* **125**, 232004 (2020), [arXiv:2007.06518 \[hep-ph\]](#).
- [35] R. Bonciani, L. Buonocore, M. Grazzini, S. Kallweit, N. Rana, F. Tramontano, and A. Vicini, *Phys. Rev. Lett.* **128**, 012002 (2022), [arXiv:2106.11953 \[hep-ph\]](#).
- [36] R. Bonciani, F. Buccioni, N. Rana, and A. Vicini, *JHEP* **02**, 095, [arXiv:2111.12694 \[hep-ph\]](#).
- [37] T. Armadillo, R. Bonciani, S. Devoto, N. Rana, and A. Vicini, *JHEP* **05**, 072, [arXiv:2201.01754 \[hep-ph\]](#).
- [38] A. H. Ajjath, P. Banerjee, A. Chakraborty, P. K. Dhani, P. Mukherjee, N. Rana, and V. Ravindran, *Phys. Rev. D* **100**, 114016 (2019), [arXiv:1906.09028 \[hep-ph\]](#).
- [39] C. Anastasiou, C. Duhr, F. Dulat, E. Furlan, T. Gehrmann, F. Herzog, and B. Mistlberger, *Phys. Lett. B* **737**, 325 (2014), [arXiv:1403.4616 \[hep-ph\]](#).
- [40] C. Anastasiou, C. Duhr, F. Dulat, E. Furlan, T. Gehrmann, F. Herzog, and B. Mistlberger, *JHEP* **03**, 091, [arXiv:1411.3584 \[hep-ph\]](#).
- [41] T. Ahmed, N. Rana, and V. Ravindran, *JHEP* **10**, 139, [arXiv:1408.0787 \[hep-ph\]](#).
- [42] A. H. Ajjath, A. Chakraborty, G. Das, P. Mukherjee, and V. Ravindran, *JHEP* **11**, 006, [arXiv:1905.03771 \[hep-ph\]](#).
- [43] M. C. Kumar, M. K. Mandal, and V. Ravindran, *JHEP* **03**, 037, [arXiv:1412.3357 \[hep-ph\]](#).
- [44] T. Ahmed, M. Mahakhud, N. Rana, and V. Ravindran, *Phys. Rev. Lett.* **113**, 112002 (2014), [arXiv:1404.0366 \[hep-ph\]](#).
- [45] T. Ahmed, A. H. Ajjath, L. Chen, P. K. Dhani, P. Mukherjee, and V. Ravindran, *JHEP* **01**, 030, [arXiv:1910.06347 \[hep-ph\]](#).
- [46] Y. Li, A. von Manteuffel, R. M. Schabinger, and H. X. Zhu, *Phys. Rev. D* **90**, 053006 (2014), [arXiv:1404.5839 \[hep-ph\]](#).
- [47] S. Catani, L. Cieri, D. de Florian, G. Ferrera, and M. Grazzini, *Nucl. Phys. B* **888**, 75 (2014), [arXiv:1405.4827 \[hep-ph\]](#).
- [48] G. Das, S.-O. Moch, and A. Vogt, *PoS DIS2019*, 010 (2019), [arXiv:1908.03071 \[hep-ph\]](#).
- [49] G. Das, S.-O. Moch, and A. Vogt, *JHEP* **03**, 116, [arXiv:1912.12920 \[hep-ph\]](#).
- [50] G. Das, S. Moch, and A. Vogt, *Phys. Lett. B* **807**, 135546 (2020), [arXiv:2004.00563 \[hep-ph\]](#).
- [51] G. F. Sterman, *Nucl. Phys. B* **281**, 310 (1987).
- [52] S. Catani and L. Trentadue, *Nucl. Phys. B* **327**, 323 (1989).
- [53] S. Catani, M. L. Mangano, P. Nason, and L. Trentadue, *Nucl. Phys. B* **478**, 273 (1996), [arXiv:hep-ph/9604351](#).
- [54] H. Contopanagos, E. Laenen, and G. F. Sterman, *Nucl. Phys. B* **484**, 303 (1997), [arXiv:hep-ph/9604313](#).
- [55] L. Magnea, *Nucl. Phys. B* **593**, 269 (2001), [arXiv:hep-ph/0006255](#).
- [56] S. Catani, D. de Florian, M. Grazzini, and P. Nason, *JHEP* **07**, 028, [arXiv:hep-ph/0306211](#).
- [57] A. V. Manohar, *Phys. Rev. D* **68**, 114019 (2003), [arXiv:hep-ph/0309176](#).
- [58] T. O. Eynck, E. Laenen, and L. Magnea, *JHEP* **06**, 057, [arXiv:hep-ph/0305179](#).
- [59] S. Moch, J. A. M. Vermaseren, and A. Vogt, *Nucl. Phys. B* **726**, 317 (2005), [arXiv:hep-ph/0506288](#).
- [60] S. Moch and A. Vogt, *Phys. Lett. B* **631**, 48 (2005), [arXiv:hep-ph/0508265](#).
- [61] E. Laenen and L. Magnea, *Phys. Lett. B* **632**, 270 (2006), [arXiv:hep-ph/0508284](#).
- [62] V. Ravindran, *Nucl. Phys. B* **746**, 58 (2006), [arXiv:hep-ph/0512249](#).
- [63] V. Ravindran, *Nucl. Phys. B* **752**, 173 (2006), [arXiv:hep-ph/0603041](#).
- [64] A. Idilbi, X.-d. Ji, and F. Yuan, *Nucl. Phys. B* **753**, 42 (2006), [arXiv:hep-ph/0605068](#).

- [65] T. Becher, M. Neubert, and B. D. Pecjak, *JHEP* **01**, 076, [arXiv:hep-ph/0607228](#).
- [66] D. de Florian and J. Mazzitelli, *JHEP* **12**, 088, [arXiv:1209.0673 \[hep-ph\]](#).
- [67] M. Bonvini and S. Marzani, *JHEP* **09**, 007, [arXiv:1405.3654 \[hep-ph\]](#).
- [68] R. V. Harlander, A. Kulesza, V. Theeuwes, and T. Zirke, *JHEP* **11**, 082, [arXiv:1410.0217 \[hep-ph\]](#).
- [69] A. H. Ajjath, G. Das, M. C. Kumar, P. Mukherjee, V. Ravindran, and K. Samanta, *JHEP* **10**, 153, [arXiv:2001.11377 \[hep-ph\]](#).
- [70] A. H. Ajjath, P. Mukherjee, V. Ravindran, A. Sankar, and S. Tiwari, *Eur. Phys. J. C* **82**, 774 (2022), [arXiv:2109.12657 \[hep-ph\]](#).
- [71] A. H. Ajjath, P. Mukherjee, V. Ravindran, A. Sankar, and S. Tiwari, *Eur. Phys. J. C* **82**, 234 (2022), [arXiv:2107.09717 \[hep-ph\]](#).
- [72] A. H. Ajjath and H.-S. Shao, (2022), [arXiv:2209.03914 \[hep-ph\]](#).
- [73] M. Forslund and N. Kidonakis, *Phys. Rev. D* **102**, 034006 (2020), [arXiv:2003.09021 \[hep-ph\]](#).
- [74] T. Ahmed, A. H. Ajjath, G. Das, P. Mukherjee, V. Ravindran, and S. Tiwari, (2020), [arXiv:2010.02979 \[hep-ph\]](#).
- [75] T. Ahmed, M. Bonvini, M. C. Kumar, P. Mathews, N. Rana, V. Ravindran, and L. Rottoli, *Eur. Phys. J. C* **76**, 663 (2016), [arXiv:1606.00837 \[hep-ph\]](#).
- [76] T. Schmidt and M. Spira, *Phys. Rev. D* **93**, 014022 (2016), [arXiv:1509.00195 \[hep-ph\]](#).
- [77] D. de Florian and J. Zurita, *Phys. Lett. B* **659**, 813 (2008), [arXiv:0711.1916 \[hep-ph\]](#).
- [78] G. Das, M. C. Kumar, and K. Samanta, *JHEP* **10**, 161, [arXiv:1912.13039 \[hep-ph\]](#).
- [79] G. Das, M. C. Kumar, and K. Samanta, *JHEP* **07**, 040, [arXiv:2004.03938 \[hep-ph\]](#).
- [80] G. Das, M. C. Kumar, and K. Samanta, *JHEP* **04**, 111, [arXiv:2011.15121 \[hep-ph\]](#).
- [81] W. Beenakker, S. Brensing, M. Kramer, A. Kulesza, E. Laenen, and I. Niessen, *JHEP* **12**, 041, [arXiv:0909.4418 \[hep-ph\]](#).
- [82] W. Beenakker, C. Borschensky, M. Krämer, A. Kulesza, and E. Laenen, *JHEP* **12**, 133, [arXiv:1607.07741 \[hep-ph\]](#).
- [83] J. Fiaschi, B. Fuks, M. Klasen, and A. Neuwirth, *JHEP* **06**, 130, [arXiv:2202.13416 \[hep-ph\]](#).
- [84] M. Krämer, A. Kulesza, A. Mück, and R. Schürmann, *JHEP* **07**, 064, [arXiv:1903.06417 \[hep-ph\]](#).
- [85] A. Bhattacharya, M. C. Kumar, P. Mathews, and V. Ravindran, *Phys. Rev. D* **105**, 116015 (2022), [arXiv:2112.02341 \[hep-ph\]](#).
- [86] R. V. Harlander and W. B. Kilgore, *Phys. Rev. Lett.* **88**, 201801 (2002), [arXiv:hep-ph/0201206](#).
- [87] V. Ravindran, J. Smith, and W. L. van Neerven, *Nucl. Phys. B* **665**, 325 (2003), [arXiv:hep-ph/0302135](#).
- [88] M. Bonvini and L. Rottoli, *Phys. Rev. D* **91**, 051301 (2015), [arXiv:1412.3791 \[hep-ph\]](#).
- [89] M. Bonvini, S. Marzani, J. Rojo, L. Rottoli, M. Ubiali, R. D. Ball, V. Bertone, S. Carrazza, and N. P. Hartland, *JHEP* **09**, 191, [arXiv:1507.01006 \[hep-ph\]](#).
- [90] M. Bonvini and S. Marzani, *JHEP* **06**, 145, [arXiv:1805.06460 \[hep-ph\]](#).
- [91] B. Mistlberger, *JHEP* **05**, 028, [arXiv:1802.00833 \[hep-ph\]](#).
- [92] S. Moch, J. A. M. Vermaseren, and A. Vogt, *Phys. Lett. B* **625**, 245 (2005), [arXiv:hep-ph/0508055](#).
- [93] S. Moch, J. A. M. Vermaseren, and A. Vogt, *JHEP* **08**, 049, [arXiv:hep-ph/0507039](#).
- [94] P. A. Baikov, K. G. Chetyrkin, A. V. Smirnov, V. A. Smirnov, and M. Steinhauser, *Phys. Rev. Lett.* **102**, 212002 (2009), [arXiv:0902.3519 \[hep-ph\]](#).
- [95] T. Gehrmann, E. W. N. Glover, T. Huber, N. Ikizlerli, and C. Studerus, *JHEP* **06**, 094, [arXiv:1004.3653 \[hep-ph\]](#).
- [96] T. Gehrmann and D. Kara, *JHEP* **09**, 174, [arXiv:1407.8114 \[hep-ph\]](#).
- [97] S. Moch, J. A. M. Vermaseren, and A. Vogt, *Nucl. Phys. B* **688**, 101 (2004), [arXiv:hep-ph/0403192](#).
- [98] A. Vogt, S. Moch, and J. A. M. Vermaseren, *Nucl. Phys. B* **691**, 129 (2004), [arXiv:hep-ph/0404111](#).
- [99] V. V. Sudakov, *Sov. Phys. JETP* **3**, 65 (1956).
- [100] A. H. Mueller, *Phys. Rev. D* **20**, 2037 (1979).
- [101] J. C. Collins, *Phys. Rev. D* **22**, 1478 (1980).
- [102] A. Sen, *Phys. Rev. D* **24**, 3281 (1981).
- [103] A. Vogt, *Comput. Phys. Commun.* **170**, 65 (2005), [arXiv:hep-ph/0408244](#).
- [104] A. Kulesza, G. F. Sterman, and W. Vogelsang, *Phys. Rev. D* **66**, 014011 (2002), [arXiv:hep-ph/0202251](#).
- [105] L. A. Harland-Lang, A. D. Martin, P. Motylinski, and R. S. Thorne, *Eur. Phys. J. C* **75**, 204 (2015), [arXiv:1412.3989 \[hep-ph\]](#).
- [106] A. Buckley, J. Ferrando, S. Lloyd, K. Nordström, B. Page, M. Rüfenacht, M. Schönherr, and G. Watt, *Eur. Phys. J. C* **75**, 132 (2015), [arXiv:1412.7420 \[hep-ph\]](#).
- [107] M. van Beekveld, E. Laenen, J. Sinninghe Damsté, and L. Vernazza, *JHEP* **05**, 114, [arXiv:2101.07270 \[hep-ph\]](#).
- [108] O. Brein, R. V. Harlander, and T. J. E. Zirke, *Comput. Phys. Commun.* **184**, 998 (2013), [arXiv:1210.5347 \[hep-ph\]](#).
- [109] R. V. Harlander, J. Klappert, S. Liebler, and L. Simon, *JHEP* **05**, 089, [arXiv:1802.04817 \[hep-ph\]](#).
- [110] J. M. Campbell, R. K. Ellis, and C. Williams, *JHEP* **06**, 179, [arXiv:1601.00658 \[hep-ph\]](#).
- [111] R. Frederix, S. Frixione, V. Hirschi, D. Pagani, H. S. Shao, and M. Zaro, *JHEP* **07**, 185, [Erratum: *JHEP* **11**, 085 (2021)], [arXiv:1804.10017 \[hep-ph\]](#).
- [112] J. Alwall, R. Frederix, S. Frixione, V. Hirschi, F. Maltoni, O. Mattelaer, H. S. Shao, T. Stelzer, P. Torrielli, and M. Zaro, *JHEP* **07**, 079, [arXiv:1405.0301 \[hep-ph\]](#).
- [113] B. A. Kniehl, *Phys. Rev. D* **42**, 2253 (1990).
- [114] O. Brein, R. Harlander, M. Wiesemann, and T. Zirke, *Eur. Phys. J. C* **72**, 1868 (2012), [arXiv:1111.0761 \[hep-ph\]](#).
- [115] L. Altenkamp, S. Dittmaier, R. V. Harlander, H. Rzehak, and T. J. E. Zirke, *JHEP* **02**, 078, [arXiv:1211.5015 \[hep-ph\]](#).
- [116] J. Davies, G. Mishima, and M. Steinhauser, *JHEP* **03**, 034, [arXiv:2011.12314 \[hep-ph\]](#).
- [117] L. Chen, G. Heinrich, S. P. Jones, M. Kerner, J. Klappert, and J. Schlenk, *JHEP* **03**, 125, [arXiv:2011.12325 \[hep-ph\]](#).

- [118] G. Wang, X. Xu, Y. Xu, and L. L. Yang, *Phys. Lett. B* **829**, 137087 (2022), [arXiv:2107.08206 \[hep-ph\]](#).
- [119] L. Alasfar, G. Degrassi, P. P. Giardino, R. Gröber, and M. Vitti, *JHEP* **05**, 168, [arXiv:2103.06225 \[hep-ph\]](#).
- [120] L. Bellafronte, G. Degrassi, P. P. Giardino, R. Groeber, and M. Vitti, *JHEP* **07**, 069, [arXiv:2202.12157 \[hep-ph\]](#).
- [121] L. Chen, J. Davies, G. Heinrich, S. P. Jones, M. Kerner, G. Mishima, J. Schlenk, and M. Steinhauser, *JHEP* **08**, 056, [arXiv:2204.05225 \[hep-ph\]](#).
- [122] G. Degrassi, R. Gröber, M. Vitti, and X. Zhao, *JHEP* **08**, 009, [arXiv:2205.02769 \[hep-ph\]](#).
- [123] M. L. Ciccolini, S. Dittmaier, and M. Kramer, *Phys. Rev. D* **68**, 073003 (2003), [arXiv:hep-ph/0306234](#).
- [124] A. Denner, S. Dittmaier, S. Kallweit, and A. Muck, *JHEP* **03**, 075, [arXiv:1112.5142 \[hep-ph\]](#).
- [125] S. Alekhin, J. Blümlein, S. Moch, and R. Placakyte, *Phys. Rev. D* **96**, 014011 (2017), [arXiv:1701.05838 \[hep-ph\]](#).
- [126] T.-J. Hou *et al.*, (2019), [arXiv:1908.11394 \[hep-ph\]](#).
- [127] R. D. Ball *et al.*, *Nucl. Phys. B* **867**, 244 (2013), [arXiv:1207.1303 \[hep-ph\]](#).
- [128] J. Butterworth *et al.*, *J. Phys. G* **43**, 023001 (2016), [arXiv:1510.03865 \[hep-ph\]](#).
- [129] J. M. Henn, G. P. Korchemsky, and B. Mistlberger, *JHEP* **04**, 018, [arXiv:1911.10174 \[hep-th\]](#).
- [130] T. Huber, A. von Manteuffel, E. Panzer, R. M. Schabinger, and G. Yang, *Phys. Lett. B* **807**, 135543 (2020), [arXiv:1912.13459 \[hep-th\]](#).
- [131] A. von Manteuffel, E. Panzer, and R. M. Schabinger, *Phys. Rev. Lett.* **124**, 162001 (2020), [arXiv:2002.04617 \[hep-ph\]](#).