

Pulsar revival in neutron star mergers: multi-messenger prospects for the discovery of pre-merger coherent radio emission

A. J. Cooper,^{1,2}★ O. Gupta,^{3,10} Z. Wadiasingh,^{5,6,7} R. A. M. J. Wijers,¹ O. M. Boersma,^{1,2} I. Andreoni,^{4,5,6}† A. Rowlinson,^{1,2} K. Gourdji,^{8,9}

¹ API, Anton Pannekoek Institute for Astronomy, University of Amsterdam, Science Park 904, 1098 XH Amsterdam, the Netherlands

² ASTRON, Netherlands Institute for Radio Astronomy, Oude Hoogeveensedijk 4, 7991 PD, Dwingeloo, the Netherlands

³ Department of Physical Sciences, Indian Institute of Science Education and Research (IISER) Kolkata, Mohanpur 741246, West Bengal, India

⁴ Joint Space-Science Institute, University of Maryland, College Park, Maryland 20742, USA

⁵ Department of Astronomy, University of Maryland, College Park, Maryland 20742, USA

⁶ Astrophysics Science Division, NASA Goddard Space Flight Center, Mail Code 661, Greenbelt, Maryland 20771, USA

⁷ Center for Research and Exploration in Space Science and Technology, NASA/GSFC, Greenbelt, Maryland 20771, USA

⁸ Centre for Astrophysics and Supercomputing, Swinburne University of Technology, Hawthorn VIC 3122, Australia

⁹ OzGrav: ARC Centre of Excellence for Gravitational Wave Discovery, Hawthorn VIC 3122, Australia

¹⁰ Department of Astronomy, University of Texas at Austin, Austin, Texas 78712, USA

Accepted XXX. Received YYY; in original form ZZZ

ABSTRACT

We investigate pre-merger coherent radio emission from neutron star mergers arising due to the magnetospheric interaction between compact objects. We consider two plausible radiation mechanisms, and show that if one neutron star has a surface magnetic field $B_s \geq 10^{12}$ G, coherent millisecond radio bursts with characteristic temporal morphology and inclination angle dependence are observable to Gpc distances with next-generation radio facilities. We explore multi-messenger and multi-wavelength methods of identification of a NS merger origin of radio bursts, such as in fast radio burst surveys, triggered observations of gamma-ray bursts and gravitational wave events, and optical/radio follow-up of fast radio bursts in search of kilonova and radio afterglow emission. We present our findings for current and future observing facilities, and make recommendations for verifying or constraining the model.

Key words: neutron star mergers – stars: neutron – fast radio bursts – gamma-ray bursts – acceleration of particles – gravitational waves

1 INTRODUCTION

Compact object mergers involving black holes (BH) and neutron stars (NS) have long been hypothesized to power a range of high-energy, multi-messenger astrophysical phenomena (Lattimer & Schramm 1974; Clark & Eardley 1977; Blinnikov et al. 1984; Eichler et al. 1989; Li & Paczyński 1998). Many of these predictions were confirmed by the discovery of an electromagnetic counterpart to gravitational wave event GW170817, which provided direct evidence of a common origin of gravitational waves from a NS-NS merger (Abbott et al. 2017b), short gamma-ray bursts (sGRBs) powered by bipolar jets (Abbott et al. 2017d; Goldstein et al. 2017), kilonovae (Abbott et al. 2017c; Tanvir et al. 2017; Kasen et al. 2017; Pian et al. 2017) and late-time afterglow emission (e.g. Alexander et al. 2017; Hallinan et al. 2017; Abbott et al. 2017c; Lazzati et al. 2018; Mooley et al. 2018; Dobie et al. 2018; Ghirlanda et al. 2019).

Prompt radio observations of the localisation region began 30 minutes post-merger (Callister et al. 2017), therefore radio emission mechanisms related to the inspiral or merger itself were not probed.

Two-body electromagnetic interactions are thought to be the sources of coherent radio emission since the seminal work by Goldreich & Lynden-Bell (1969) investigating the Jupiter-Io system. The inspiral phase that precedes coalescence during NS-NS mergers has been hypothesised to give rise to pre-merger electromagnetic emission due to the strong surface magnetic fields present in known pulsars and magnetars. A range of mechanisms have been considered as candidates to power precursor electromagnetic emission during NS mergers including: the unipolar inductor model (Hansen & Lyutikov 2001; Lai 2012; Piro 2012), resonant NS crust shattering (Tsang et al. 2012; Suvorov & Kokkotas 2020), magneto-hydrodynamic plasma excited by gravitational waves (Moortgat & Kuijpers 2006) nuclear decay of tidal tails (Roberts et al. 2011), the formation of a optically thick fireball (Vietri 1996; Metzger & Berger 2012; Beloborodov 2021), wind-driven shocks (Medvedev & Loeb 2013; Sridhar et al. 2021) and particle acceleration through

★ E-mail: a.j.cooper@uva.nl

† Neil Gehrels Fellow.

the revival of pulsar-like emission during inspiral (Lipunov & Panchenko 1996; Lyutikov 2019). Numerical studies of force-free electromagnetic interaction between magnetized NS-NS binaries support the conclusion that flares may be observed before the merger (Palenzuela et al. 2013; Most & Philippov 2020, 2022).

High-energy precursor emission has previously been observed in sGRBs, and may be a powerful tool to either infer properties of the merging compact objects (see Section. 3.6), or enable targeted observations of the merger event by automated or rapid slew. Troja et al. (2010) found that 8-10% of *Swift* detected sGRBs display precursor emission in the *Swift* bandwidth, compared to around 20% of long GRBs (IGRBs) detected by Burst and Transient Source Experiment (BATSE; Lazzati 2005). Furthermore, Coppin et al. (2020) find that IGRBs observed by *Fermi* are 10 times more likely to display precursor gamma-ray emission before the main burst, as compared to sGRBs. However, we note that apparent precursor emission may be merely a manifestation of variable prompt gamma-ray burst emission: Charisi et al. (2015) show that precursor and post-cursor emission are statistically similar, and may share a common origin. The recent claim of a quasi-periodic precursor emission to coincident with a kilonovae-associated IGRB further implies that precursor emission could be used to infer the nature of the progenitor (e.g. probing crust shattering events at small separation; Suvorov et al. 2022), as well as the resultant post-merger compact object (Xiao et al. 2022).

Predictions of pre-merger emission are particularly relevant in light of new observational techniques with which theoretical predictions can be tested. For example, automatic triggered observations in response to high-energy alerts, particularly by software interferometers such as the LOw Frequency ARray (LOFAR van Haarlem et al. 2013) & the Murchison Widefield Array (MWA; Tingay et al. 2013) where physical repointing is not necessary, enable rapid observations on source within ≈ 4 minutes and ≈ 10 seconds, respectively. Observations triggered by GRB or gravitational wave (GW) alerts (e.g. Anderson et al. 2021a; Rowlinson et al. 2021; Tian et al. 2022) also benefit from dispersion delay of low-frequency emission during propagation, which at LOFAR frequencies of 144 MHz corresponds to approximately 3 minutes of delay between gamma-ray and radio signals for a redshift of $z \sim 1$ (corresponding to a dispersion measure of $\sim 800 \text{ pc cm}^{-3}$). Furthermore, these techniques are enhanced if raw data is saved using transient buffers enabling negative latency triggers (e.g. ter Veen et al. 2019), or making use of early time alerts from gravitational wave detectors (James et al. 2019). Rapid radio observations of sGRBs can test theories of coherent radiation after the merger (Rowlinson et al. 2019) predicted in shocks (Usov & Katz 2000; Sagiv & Waxman 2002), or from a short-lived magnetar remnant (Rowlinson et al. 2013). The constraints set by past observations of kind are discussed with respect to the model presented here in Section. 4.2.

Theoretically, interest in the electromagnetic interaction between coalescing compact objects has recently been revived to explain a subset of fast radio bursts (FRBs) (Lorimer et al. 2007; Thornton et al. 2013; Spitler et al. 2014; Petroff et al. 2016, 2021) which do not appear to repeat (Totani 2013; Zhang 2014; Wang et al. 2016; Gourdji et al. 2020). This was further bolstered by the tentative association of FRB 150418 with a fading radio source, which was originally thought to be consistent with a short gamma-ray burst afterglow (Keane et al. 2016); however the association was later ruled out as unrelated transient activity from an active galactic nucleus (AGN) (Williams & Berger 2016). Recent estimates of the rates of NS-NS mergers (see Andreoni et al. 2021a; Mandel & Broekgaarden 2021 and references therein) suggest a local volu-

metric NS-NS merger rate not more than $\approx 10^3 \text{ Gpc}^{-3} \text{ yr}^{-1}$, which appears to fall short of the volumetric FRB rate (Luo et al. 2020). Comparing the volumetric rates of FRBs and plausible cataclysmic progenitors, Ravi (2019) demonstrates that most apparently one-off FRBs likely repeat albeit with a low repetition rate, and thus NS mergers may power a fraction of truly non-repeating FRBs. It is an open question as to whether sub-populations of FRBs evolve differently as a function of redshift; Hashimoto et al. (2020b) suggest that an older stellar population underlies one-off FRBs, which may support e.g. merger progenitors, although this is disputed by James et al. (2022). Interactions between magnetized neutron stars and other objects such as black holes (Zhang 2016) or asteroids (Dai et al. 2016; Voisin et al. 2021) could also induce magnetospheric interactions resulting in coherent emission observable to cosmological distances. This is discussed further in Section 5, and many of the results of Sect. 3 are relevant for NS interactions with other conducting bodies.

In this work, we take a detailed look at the plausible emission due to the magnetospheric interaction between merging neutron stars, adapting and extending the work of Lyutikov (2019). We implement plausible radiation mechanisms, and make robust predictions of the temporal evolution and observer inclination angle dependence of pre-merger coherent radiation emission. The paper is organised as follows. In Section 2, we present the electrodynamic model of the NS-NS merger originally suggested by Lyutikov (2019), and present adaptations to the model with a full derivation available in Appendix A. In Section 3 we discuss plausible particle acceleration and radiation mechanisms that result in coherent pre-merger emission, and estimate the radio luminosity. In Section 4 we discuss prospects of detecting such emission in FRB surveys, through triggered observations of gravitational wave and gamma-ray burst detected mergers and confirming a NS-NS merger origin after the fact through observations of kilonovae or radio afterglow emission. Each subsection is devoted to a separate observing strategy, in which we discuss prospects for current and future instrumentation. We conclude with a discussion in Section 5 and present our primary findings in Section. 6.

2 MODEL: CONDUCTOR IN NS MAGNETOSPHERE

In Lyutikov (2019), the authors consider electromagnetic interaction between two neutron stars in a binary system. In the first case (denoted in Lyutikov (2019) as the 1M-DNS scenario) which we focus on, it is assumed that one NS is highly magnetized (henceforth the primary NS) such that the other neutron star (henceforth the secondary NS, or the conductor) acts as a perfect, spherical conductor due to negligible magnetization. This is a natural scenario expected from evolutionary considerations, as the first-to-form, older secondary NS may be partially recycled, burying its field, while the younger primary NS will retain higher magnetization. It is also in concordance with the double pulsar system (Lyne et al. 2004), where one pulsar is partially recycled. During orbital motion, the secondary NS moves through the magnetosphere of the primary, expunging magnetic field lines and inducing an electric field outside the surface of the secondary NS, with a significant component parallel to the magnetic field lines, E_{\parallel} . We also note that the results in this work will also be applicable to pre-merger emission from double white dwarf (WD) binaries that Laser Interferometer Space Antenna (LISA; Amaro-Seoane et al. 2017) will observe in our Milky Way. Although they will emit at a much lower luminosity, their proximity may mean that incoherent higher frequency nonther-

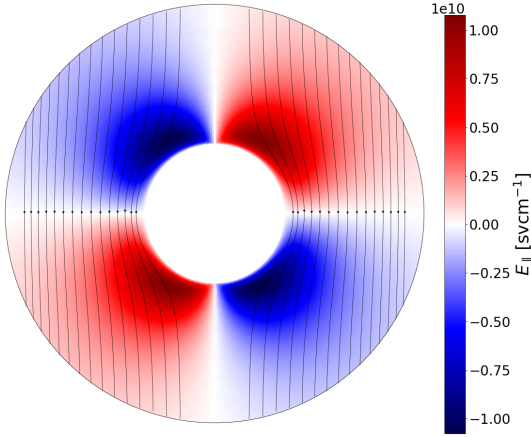


Figure 1. A map of the electric field parallel to the magnetic field lines E_{\parallel} surrounding the conductor in the $x - z$ plane for representative values of $B = 10^{11}$ G and $\beta = 0.5$. The induced E_{\parallel} field has a quadrupole structure, meaning coherent radiation is preferentially emitted in solid angles perturbed from the primary NS' magnetic axis.

mal emission is within the horizon of optical or X-ray instruments, similar to AR Scorpii (Marsh et al. 2016).

To estimate particle acceleration and the pre-merger emission signature, we derive the parallel electric field component due to the motion of the secondary neutron star. We use a spherical coordinate system (r, θ, ϕ) centred on the conductor unless otherwise stated, where r is the radial distance, θ is the polar angle and ϕ the azimuthal angle. $B = B(r, \theta, \phi)$ is the magnetic field strength at the location of the secondary due to the primary, and $\beta = v/c$ where v is the relative velocity of the conductor through the magnetosphere. For the purpose of this simple electromagnetic model, the direction of the magnetic field of the primary NS dipole is assumed to be uniform at the position of the secondary NS (as in Lyutikov 2019), as would be the case for large binary separations. The parallel magnetic field approximation holds reasonably well despite the fact that the conducting secondary and the primary are close together, as the regions with large values of E_{\parallel} are close to the conducting NS surface where expunged magnetic field lines are tangential (see Fig. 1). This means that even for small binary separations the emission region and direction are dominated by the motion of the conductor and not by the primary's field topology. We use a separation-dependent magnetic field strength in Section 2.2.

In Appendix A, we present a full derivation of the electric field that develops. We find a small correction to the $E_{\parallel}(r, \theta, \phi)$ derived in Lyutikov (2019) (given by Eqs. (1) & (2)). The correction is made by first finding the electric field vector in a frame co-moving with the secondary NS. It is in this frame that the electromagnetic interface conditions are solved for, following which a Lorentz transformation to the primary NS frame gives the electric field for an observer stationary with respect to the primary's magnetosphere. The electromagnetic response of the secondary establishes a surface current and a surface charge, which are responsible for eliminating the magnetic field and the electric field respectively from within the secondary unmagnetized NS. While the magnetic field is tangential at the surface in both frames when ignoring second order terms of velocity originating from relativistic correction, the stipulation that the electric field is perpendicular to the conductor's surface is valid only in the co-moving frame, but not in the primary's frame. The parallel component of the electric field is calculated by taking the dot product with the unit vector in the direction of the magnetic

field. It becomes evident from Eq. (2) that the region of maximum parallel electric field is not at the surface of the conductor, but approximately $0.23R_{\text{NS}}$ away from the surface (see Figure 1).

$$E_{\parallel, \text{L19}} = -\frac{3}{2\sqrt{2}} \frac{\sin(\theta) \cos(\theta) \cos(\phi) \left(6 - \frac{R_{\text{NS}}^3}{r^3}\right)}{\sqrt{8\left(1 - \frac{R_{\text{NS}}^3}{r^3}\right)^2 + 6\left(4 - \frac{R_{\text{NS}}^3}{r^3}\right) \frac{R_{\text{NS}}^3}{r^3} \sin^2(\theta)}} B\beta \frac{R_{\text{NS}}^3}{r^3} \quad (1)$$

$$E_{\parallel, \text{this work}} = \frac{3 \sin(\theta) \cos(\theta) \cos(\phi) \left(1 - \frac{R_{\text{NS}}^3}{r^3}\right)}{\sqrt{4 \cos^2 \theta \left(1 - \frac{R_{\text{NS}}^3}{r^3}\right)^2 + \sin^2(\theta) \left(2 + \frac{R_{\text{NS}}^3}{r^3}\right)^2}} B\beta \frac{R_{\text{NS}}^3}{r^3} \quad (2)$$

2.1 Inspiral phase

Using the post-Newtonian approximation by Peters (1964), we can write down the binary separation a , of two identical spherical objects of mass M , as a function of time t , due to gravitational radiation:

$$\frac{1}{a} \frac{da}{dt} = -\frac{128}{5} \frac{G^3 M^3}{c^5 a^4} \quad (3)$$

As in Metzger & Zivancev (2016), the merger time until $a = 0$ is:

$$t_{\text{m}} = \frac{5}{512} \frac{c^5 a^4}{G^3 M^3} \quad (4)$$

This equation is valid only until the disruption of the conductor at a_{min} . We can put a lower limit on a_{min} by considering how the Roche lobe of the conductor evolves as the binary separation decreases (Eggleton 1983). Assuming two identical $1.4M_{\odot}$ NSs ($q = 1$), we find that $a_{\text{min}} = 26.4$ km, however depending on the equation of state of the NS, tidal disruption may occur sooner. We note that the secondary NS will always move through the magnetosphere of the primary neutron star as the stars will not be tidally locked, but that neglecting tidal forces may effect dynamics and therefore lightcurve morphology (Sect. 3.6) during the final few orbital periods (Bildsten & Cutler 1992).

Solving Eq. (3) we find:

$$a(t) = \left(a_0^4 \left(1 - \frac{t}{t_{\text{m},0}}\right)\right)^{1/4} \quad (5)$$

where a_0 is the initial separation, and $t_{\text{m},0}$ is the time to merger at the initial separation. We assume both the primary magnetized NS and secondary conducting NS have radii $R_{\text{NS}} = 12$ km (Abbott et al. 2018; Lattimer 2019) and masses $M = 1.4M_{\odot}$. Substituting equations for $B(r, \theta, \phi)$ and β into Eq. (2), and using Eq. (5) we can write $E_{\parallel}(r, \theta, \phi, t)$ as:

$$\begin{aligned} E_{\parallel} &= f_1(r, \theta, \phi) B(r, \theta, \phi) \beta \\ &= f_2(r, \theta, \phi) \frac{B_s R_{\text{NS}}^3 \sqrt{GM}}{ca_0^{7/2}} \left(1 - \frac{t}{t_{\text{m},0}}\right)^{-7/8} \end{aligned} \quad (6)$$

Eq. (6) dictates the induced electric field around the surface of the conductor, where $f(r, \theta, \phi)$ varies at different spatial points around the conductor. It encapsulates the prefactor in Eq. (2), but also the depends on the magnetic field strength at each point. We also take into account the orbital motion of the magnetized object in the

frame of the conductor, leading to asymmetric E_{\parallel} field as $a \rightarrow a_{\min}$ as seen in Fig. 2. As expected, we find that E_{\parallel} increases as $t \rightarrow t_{m,0}$, and thus particle acceleration and attainable radiation luminosity around the conductor increases as the inspiral progresses.

2.2 Numerical method: emission directed along field lines

To investigate the time-dependent and viewing angle dependent emission expected from these systems, we calculate the electromagnetic fields during the inspiral in 3 dimensions and map the parallel electric field component given by Eq. (1). To compensate for our assumption of uniform magnetic field strength around the conductor while building the electromagnetic model, we compute the local magnetic field value B at (t, r, θ, ϕ) surrounding the conductor by finding the distance to the centre of the primary magnetized neutron star, $a(r, \theta, \phi)$, and assuming the field decreases as $B \approx B_s \left(\frac{R_{NS}}{a(r, \theta, \phi)} \right)^3$. Assuming $\mathbf{B} = B\hat{\mathbf{z}}$ frees the uniform field condition even though the background field is still assumed to be parallel. Furthermore, the magnetic field lines expunged by the conductor are defined in Lyutikov (2019) as:

$$\mathbf{B} = -B \cos(\theta) \left(1 - \frac{R^3}{r^3} \right) \hat{\mathbf{r}} + B \sin(\theta) \left(1 + \frac{R^3}{2r^3} \right) \hat{\boldsymbol{\theta}} \quad (7)$$

This equation is defined for uniform and parallel B , however, we perform computations with the assumption of separation-dependent magnetic field strength.

As we will show in Section 3, we expect particle acceleration and therefore any coherent radiation to be directed along the local magnetic field lines regardless of the specific radiation mechanism. The angle subtended by total field line \mathbf{B} and the radial direction $\hat{\mathbf{r}}$ is given by: $\theta_{\mathbf{r},\mathbf{B}} = \arctan \frac{B_{\theta}}{B_r}$. Therefore in the frame of the conductor the direction of a local field line with respect to the $\hat{\mathbf{z}}$ direction at (r, θ, ϕ) is given by:

$$\theta_B = \theta + \arctan \frac{B_{\theta}}{B_r} \quad (8)$$

In the calculation, each cell in (r, θ, ϕ) is assigned a value of E_{\parallel} via Eq. (2), a magnetic field vector \mathbf{B} according to Eq. (8) and a volume element δV . To estimate the radio flux measured by an observer at (D, θ, ϕ) in the frame of the conductor, we find set of cells with magnetic field vectors whose solid angle subtended by a beaming angle $\theta_{\text{beam,coh}} \approx 0.1$ radian¹ encompasses the observer. We then sum the luminosity of all cells aligned with the observer according to Eqs. (7) & (8), to produce lightcurves in Fig. 7. We find that emission is primarily observed at angles of 5–45 deg from the background magnetic field, and this viewing angle dependent emission is discussed in Sect. 3.5. We omit general relativistic (GR) effects on the radiation such as gravitational redshift, gravitational lensing, Lense-Thirring precession, frame dragging and relativistic aberration ($\theta_{\text{abb}} \approx 0.1$ rad) due to the orbital motion, which effect the magnetic field topology and therefore where emission is directed (e.g. Wasserman & Shapiro 1983; Gonthier & Harding 1994). These effects are generally small i.e. on the order of $\beta/2 \approx 20\%$ in the centre-of-mass frame, and are therefore neglected in our calculation and in the predictions of Section 3.6. For edge-on observers,

¹ This choice, although motivated by observations of the pulsar duty cycle (neglecting period dependence e.g. Rankin 1993), is somewhat arbitrary in that it depends on the details of plasma EM mode propagation and decoupling within the magnetosphere.

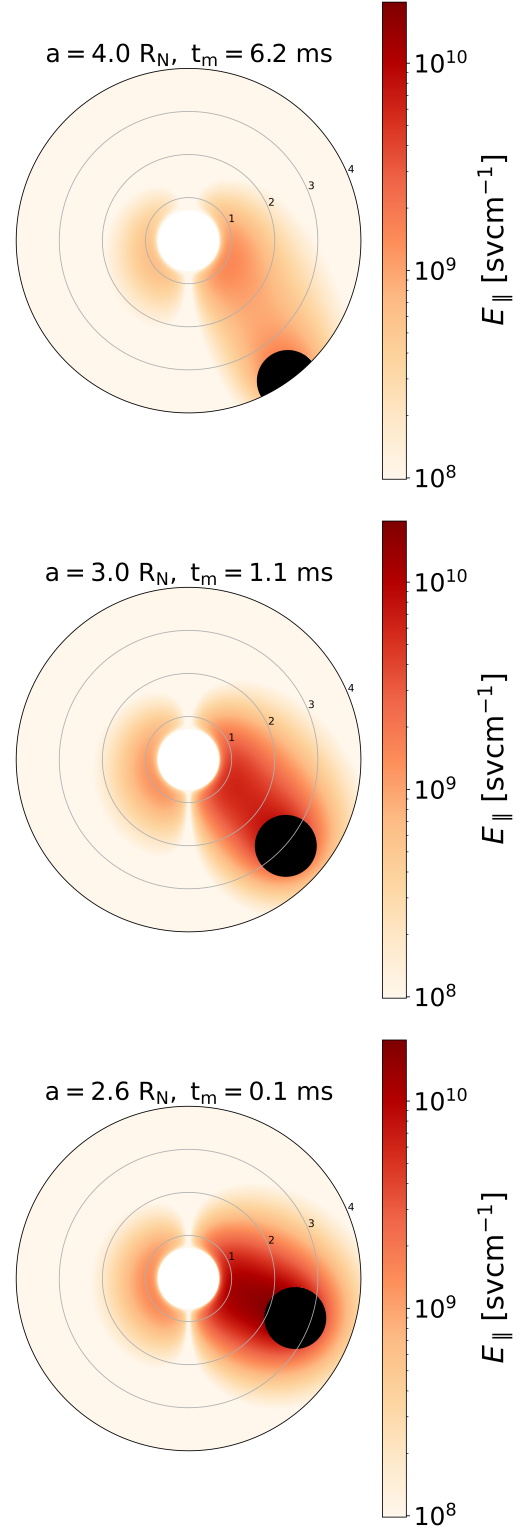


Figure 2. The parallel electric field surrounding the conducting NS (centre, white) and the magnetized primary NS (black) for three different binary separations a during the inspiral. Each panel is centered on the conductor as viewed from above the orbital plane. As the inspiral progresses and orbital separation decreases, regions of high parallel electric field surround the conductor, particularly in the region between the conducting NS and the primary NS due to the large local magnetic field. The view shows the $\theta = \frac{\pi}{4}$ plane as Eq. (2) tells us that $E_{\parallel} = 0$ if $\theta = \frac{\pi}{2}$, i.e., in the orbital plane. The electric field units are stated in statvolts per centimetre.

conditions may be met for strong lensing of emission regions of the second by the primary, dependent on the magnetic field geometry. Considering how GR may modify the overall luminosity and the temporal morphology of the signal could be explored in a future work.

3 PARTICLE ACCELERATION AND RADIATION

As orbital motion progresses and the motion of the conductor through the magnetic field of the primary induces a large parallel electric field E_{\parallel} , charged particles will be pulled from the secondary NS's surface and accelerated along field lines to high energies (e.g. Dai et al. 2016). In any case, Timokhin (2010); Timokhin & Arons (2013) have shown that a vacuum-like gap will be formed regardless of whether the surface is free to emit charges, as pair creation discharges are non-stationary and pairs are advected out of the acceleration zone. In Lyutikov (2019) it was noted that coherent radiation emitted in the radio band is the most feasible method by which to observe such precursor emission, given the relatively low total power as compared to e.g. gravitational waves or GRBs. This particle acceleration bears resemblances to two theories of coherent radiation: pulsar-like emission that invokes on pair production fronts across gaps developed to explain radio pulsars (Sturrock 1971; Ruderman & Sutherland 1975; Timokhin 2010; Timokhin & Arons 2013) and coherent curvature radiation which has been recently used to explain the origin of FRBs from magnetars (Katz 2014; Kumar et al. 2017; Lu & Kumar 2019; Cooper & Wijers 2021). In the following section we discuss the former, and in Appendix C we discuss the latter, in the context of the model.

3.1 Pulsar-like emission

As mentioned in previous works (Lipunov & Panchenko 1996; Totani 2013; Lyutikov 2019), a NS-NS merger may revive pulsar-like emission. Although pulsar emission is poorly understood (see e.g. Melrose 2017), the merger of a 10^{12} G neutron star invokes similar electromagnetic conditions to those expected to power coherent radio emission from radio pulsars (see discussion above in Section 2). The radio luminosity during the inspiral may be much larger than typically observed from pulsars of similar magnetic field strength for two main reasons. Firstly, the spatial extent of the E_{\parallel} acceleration region due to the motion of the secondary is large ($l_{E_{\parallel}} \approx R_{\text{NS}} \approx 10^6$ cm), in contrast to pulsar cap models where $l_{\text{pc}} \approx 10^4 P_0^{-1/2}$ cm. Secondly, the required charge density of the magnetosphere may be much higher than in the isolated pulsar. This is because the $B \times v$ motion of the magnetosphere is dominated by the binary orbital period $P_{\text{orb}} \approx \frac{2\pi a}{v_{\text{orb}}} \approx 10^{-3} a_{30\text{km}}^{3/2}$ seconds and not by the spin period of the aging magnetized 10^{12} G NS which is usually $P_{\text{spin}} > 1$ s. In the following, we explore the basics of pulsar-like emission in gap models, and calculate analytically the expected radio luminosity from NS merger systems.

3.2 Acceleration gap

In the polar cap models of pulsar emission (Ruderman & Sutherland 1975; Daugherty & Harding 1982), rotation-induced electric fields close to the surface of the NS accelerate particles along open magnetic field lines. The acceleration of these particles along curved magnetic field lines perpendicular to their velocity produces gamma-ray curvature radiation. These high-energy photons interact

with magnetic fields through magnetic pair production to produce cascades of secondary pairs, where the ratio of primary to secondary pairs is known as the pair multiplicity: $\kappa = N_{\text{sec}}/N_{\text{pri}}$ and is $1 < \kappa \lesssim 10^3$ (Timokhin & Harding 2019; although see also Harding & Muslimov 2011 who find the multiplicity could be as high as 10^6 for multipolar field topologies). The secondary pairs inherit momenta and energy from the primaries, leading to nonstationary discharges that launch superluminal waves with an efficiency $\eta < 1$ (Philippov et al. 2020). We assume that the secondaries (and all subsequent orders) are energetically subdominant as compared to the primary particles that initiate the burst-like cascades. To understand the expected coherent luminosity in a viewing angle dependent manner, we estimate the radio luminosity through a pulsar-like mechanism in Section 3.3 using our numerical set-up described in Section 2.2. In the following, we discuss likely scenarios of the formation of a one-dimensional and stationary acceleration gap in the limiting cases of this model. In reality, the gaps are non-stationary on sampling a variety of temporal and spatial scales, yet on average ought to be not disparate from the physical scales yielded by the stationary calculation.

Crucial to calculating the gap height is to understand the accelerating electric field in the region and the subsequent particle acceleration. In Eq. (2) we calculate the unscreened E_{parallel} component due to the bare magnetospheric interaction. To understand the true value of the electric field across the acceleration gap, $E_{\text{gap}} = 4\pi q n l_{\text{acc}}$, where n is the number density of charges to sustain required current, we consider two limiting approaches. Firstly, in the maximal case we take this to be equal to E_{\parallel} , such that $n \approx 10^{15} \text{ cm}^{-3} E_{\parallel,10} l_{\text{acc},3}^{-1}$. The second minimal case is comparing n to the expected Goldreich-Julian density scale required by the co-rotation of the magnetosphere by the orbit: $n = n_{\text{GJ}} \sim (2B)/(qcP_{\text{orb}})$, where B is the local magnetic field. We find that for regions of the strongest emission (i.e. corresponding to a similar value of $E_{\parallel} = 10^{10} \text{ sv cm}^{-1}$), the Goldreich-Julian density is: $n_{\text{GJ}} \approx 10^{14} \text{ cm}^{-3} B_{12} P_{\text{orb},-3}^{-1}$. This difference is within one order of magnitude (corresponding to a factor 10^2 in the overall luminosity, see Eq. B5) could be plausibly attributed to the fact that in the NS merger case the electric field is induced by binary interaction instead of a pulsar's spin. Furthermore, in contrast to the pulsar emission case, current requirements vary significantly on timescale associated with the orbital period.

To understand the plausible luminosity ranges of the NS merger system, we consider the upper limit case of $E_{\text{gap}} = E_{\parallel}$ in this Section. We stress that this approximation is an upper bound adopted in this analytic calculation. We also include the analytic gap height and luminosity calculation for what can be considered a conservative, plausible lower bound $n \sim n_{\text{GJ}}$ case in Appendix B, although note that it is possible the radiation reaction limit invoked here may not persist in this case. This is because for $E_{\text{gap}} < E_{\parallel}$, particles are accelerated more slowly and therefore may not reach γ_{max} (see Appendix B of Timokhin & Harding 2015). These two cases bound the range of possibilities, and while we are encouraged by our findings below, future pair cascade simulations will be required to fully understand the details of particle acceleration, pair creation and multiplicity, and radiation reaction in the NS merger case.

3.2.1 Curvature radiation reaction limited acceleration

The maximum energy of primary pairs accelerated by the electric field along the B-field is limited by either curvature radiation or resonant inverse-Compton scattering from soft X-rays (e.g., Baring

et al. 2011; Wadiasingh et al. 2018). In the absence of other particle acceleration mechanisms, we do not expect a significant X-ray radiation field due to the relatively low magnetic field (compared to magnetars) and slow spin of the primary magnetized neutron stars. However, if there is tidal friction transmitted to the crust (rather than heating the interior and core) or crust shattering before merger this may not be the case. Assuming curvature losses dominate over scattering, the equation of motion of the primary accelerated pairs is:

$$\frac{d\epsilon_e}{dt} = qE_{\parallel}c - \dot{\epsilon}_{\text{curv}} \quad (9)$$

Note that we used ϵ when referring to particle energies to make a clear distinction between energy and the electric field. It has been shown for both magnetars (Wadiasingh et al. 2020) and high-field, slowly rotating pulsars (Timokhin & Harding 2015) that the gap terminates before the radiation reaction regime occurs, where the maximum energy of accelerated primary pairs is limited by the curvature radiation. It is not clear in the NS merger case whether radiation reaction will always be obtained, due to the small P_{orb} close to merger. To understand this, we can find the characteristic length and timescales along which free particle acceleration (i.e. no significant curvature losses) by finding the Lorentz factor at which curvature losses become important by equating the acceleration power and loss power $P_{\text{acc}} = P_{\text{curv}}$ in the upper limit $E_{\text{gap}} = E_{\parallel}$ case:

$$qE_{\parallel}c = \frac{2q^2c\gamma^4}{3\rho_c^2} \quad (10)$$

$$\gamma_{\text{max}} = \left(\frac{3E_{\parallel}\rho_c^2}{2q} \right)^{1/4} = 8 \times 10^7 E_{\parallel,10}^{1/4} \rho_{\text{cm},6}^{1/2}$$

Where ρ_c is the curvature radius. We can find the characteristic length scale of free acceleration by comparing γ_{max} to $\gamma(l) = \frac{qE_{\parallel}l_{\text{acc}}}{2m_e c^2}$. In the $E_{\text{gap}} = E_{\parallel}$ limit (see below):

$$l_{\text{free,acc}} = 25 \rho_{\text{c},6}^{1/2} E_{\parallel,10}^{-3/4} \text{ cm} \quad (11)$$

We can compare this to the derived gap height in Eq. (20) and due to the similar scalings of E_{\parallel} in both h_{gap} and $l_{\text{free,acc}}$, the free acceleration length scale is always smaller than the gap height for $B \lesssim 5 \times 10^{12}$ G. The validity of this calculation relies on the fact that if curvature losses are self-consistently included in the gap height calculation, the energy of emitted curvature photons will decrease and therefore the gap height will always increase. This means that the radiation reaction limited particle acceleration is always reached, and we can neglect curvature losses during the gap height calculation. We note that our approximate luminosity calculations below (Eqs. 22 & 23) do not explicitly depend on the gap height h_{gap} . This means that even if the radiation reaction limit is not reached (e.g. in high B limit), the main results are not affected as long as a gap forms. This is likely, given that γ_{max} is much higher than the threshold value required to produce curvature photons capable of pair production.

3.2.2 Gap height

In the following, we calculate the gap height for the radiation reaction limited case which we consider reasonable in the $E_{\text{gap}} = E_{\parallel}$ upper limit. The height of the acceleration gap h_{gap} is the distance from the initial acceleration point h_0 to a pair production front, where cascades occur efficiently enough to completely screen

the electric field. This gap height is the sum of two length scales: $l_{\text{acc,gap}}$ is the distance traversed by accelerated primaries before they attain enough energy such that emitted curvature photons are capable of pair production; and $l_{\gamma,\text{gap}}$ is the distance traversed by curvature photons before pair production occurs. For larger values of $l_{\text{acc,gap}}$, higher energy curvature photons are produced and therefore smaller values of $l_{\gamma,\text{gap}}$ are attained. Therefore to find the $h_{\text{gap}} = l_{\text{acc,gap}} + l_{\gamma,\text{gap}}$, we minimize h_{gap} to find the distance at which the pair creation cascade begins.

$$\epsilon_{\text{ph}} = \hbar\omega = \frac{3\hbar c\gamma^3}{\rho_c} = 8 \times 10^{-5} \text{ erg} = 500 \text{ GeV } \gamma_5^3 \rho_{\text{c},6}^{-1} \quad (12)$$

At γ_{max} curvature photons are produced many orders of magnitude above the energetic threshold required for magnetic pair production, $\epsilon_{\text{threshold}} \approx 2m_e c^2$, therefore even in this regime the gap will form. However, under the assumption that radiation reaction does not occur we neglect curvature losses during free acceleration such that the primaries' Lorentz factor as a function of path length l is:

$$\gamma(l) \approx \frac{qE_{\parallel}l}{m_e c^2} \quad (13)$$

In the $E_{\parallel} = E_{\text{gap}}$ limit, the Lorentz factor of the primaries is:

$$\gamma(l) = \frac{qE_{\parallel}l_{\text{acc}}}{m_e c^2} \quad (14)$$

Substituting into Eq. (12) we find:

$$\epsilon_{\text{ph}} = \frac{3\hbar c}{\rho_c} \left(\frac{qE_{\parallel}l_{\text{acc}}}{m_e c^2} \right)^3 \quad (15)$$

For above-threshold pair production in fields $B \ll B_c$ we require that:

$$\chi \equiv \frac{\epsilon_{\text{ph}}}{2m_e c^2} \frac{B}{B_c} \sin(\theta_{k,B}) \gtrsim \max[0.2, B/B_c] \quad (16)$$

Where $\theta_{k,B}$ is the angle between the magnetic field B and the photon momentum, and can be approximated as $\sin(\theta_{k,B}) \approx \frac{l}{\rho_c}$ due to small angles and curved magnetic field lines diverging linearly from the photons' paths. Therefore the distance photons must travel before pair production is:

$$l_{\gamma,\text{gap}} \approx 0.2\rho_c \frac{2m_e c^2}{\epsilon_{\text{ph}}} \frac{B_c}{B} \quad (17)$$

By substitution of Eq. (15), we find:

$$l_{\gamma,\text{gap}} = \frac{2\rho_c^2 m_e^4 c^7 B_c}{15\hbar B q^3 E_{\parallel}^3 l_{\text{acc}}^3} \quad (18)$$

Let $k = \frac{2\rho_c^2 m_e^4 c^7 B_c}{15\hbar B q^3 E_{\parallel}^3}$. By expressing $l_{\gamma,\text{gap}}$ in terms of l_{acc} , we can minimize $h_{\text{gap}} = l_{\gamma,\text{gap}} + l_{\text{acc}}$ with respect to variations in l_{acc} to find values for both length scales that satisfy $\frac{\delta h_{\text{gap}}}{\delta l_{\text{acc}}} = 0$:

$$l_{\text{acc}} = (3k)^{1/4} \quad (19)$$

$$l_{\gamma,\text{gap}} = \frac{k}{l_{\text{acc}}^3} = \frac{k^{1/4}}{3^{3/4}}$$

Therefore the h_{gap} is:

$$h_{\text{gap}} = \frac{8k^{1/4}}{3^{3/4}} = \frac{8}{3^{3/4}} \left(\frac{2\rho_c^2 m_e^4 c^7 B_c}{15\hbar B q^3 E_{\parallel}^3} \right)^{1/4} \quad (20)$$

$$= 40 \text{ cm } \rho_{\text{c},6}^{1/2} B_{11}^{-1/4} E_{\parallel,10}^{-3/4}$$

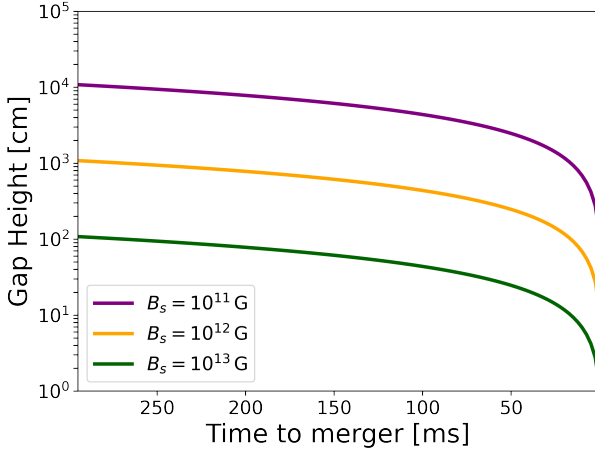


Figure 3. Gap height for a single point close to the secondary neutron star's surface as a function of time.

Where we have included a factor of 2 to account for relative motion of pairs as in [Wadiasingh et al. \(2020\)](#). The approximate gap height as a function of time until merger is shown in Fig. 3 for short timescales, and Fig 4 on a longer timescale. The analytic gap height derivation assuming $E_{\text{gap}} = 4\pi q n l_{\text{acc}}$ where $n = n_{GJ} = (2B)/(qcP_{\text{orb}})$ referred to here as the lower limit, is described in Appendix B.

We show in Figs. 3 & 4 that for our timescales of interest this length scale is smaller than characteristic length scales for variations in both B and E_{\parallel} as required for efficiency pair cascades ([Timokhin & Harding 2015](#)), which are both on the order of the neutron star radius $R_{\text{NS}} \approx 10^6$ cm. Furthermore, the fact that the gap length scale is smaller than the B variation length scale means that radio emission generated from pair cascades will be directed along local B-field lines. The superluminal O-modes will couple to plasma downstream of the cascades, be advected along B by adiabaticity and decouple at higher altitudes, transforming into vacuum EM modes.

Given this gap height, we can compute the potential difference across the gap:

$$\Phi = E_{\parallel} h_{\text{gap}} \approx 10^{12} \text{ statvolt } E_{\parallel,10} h_{\text{gap},2} \quad (21)$$

We note that this is higher than the minimum voltage of $\Phi = 10^{10}$ statvolt that is thought to be required for pulsar emission, which has been used to explain the pulsar 'death line' ([Timokhin & Arons 2013](#)).

3.3 A Radio Luminosity Proxy

As mentioned above, the radio emission is presumed to result from single-photon pair cascades from a significant E_{\parallel} field component during the inspiral. In the Timokhin-Arons mechanism ([Timokhin & Arons 2013](#)), the pair creation is a necessary and sufficient condition for generation of superluminal electromagnetic modes, while other mechanisms of the Ruderman-Sutherland type ([Ruderman & Sutherland 1975](#)) require additional possibly unrealistic constraints and caveats. An upper limit for the radio luminosity in any scenario is the power furnished to free-accelerating primaries in the gap. The pulsar mechanism is broadband; in the Timokhin-Arons mechanism, this is due to the sum of a self-similar spectrum of non-stationary discharges in a scale invariant range of wavenumbers.

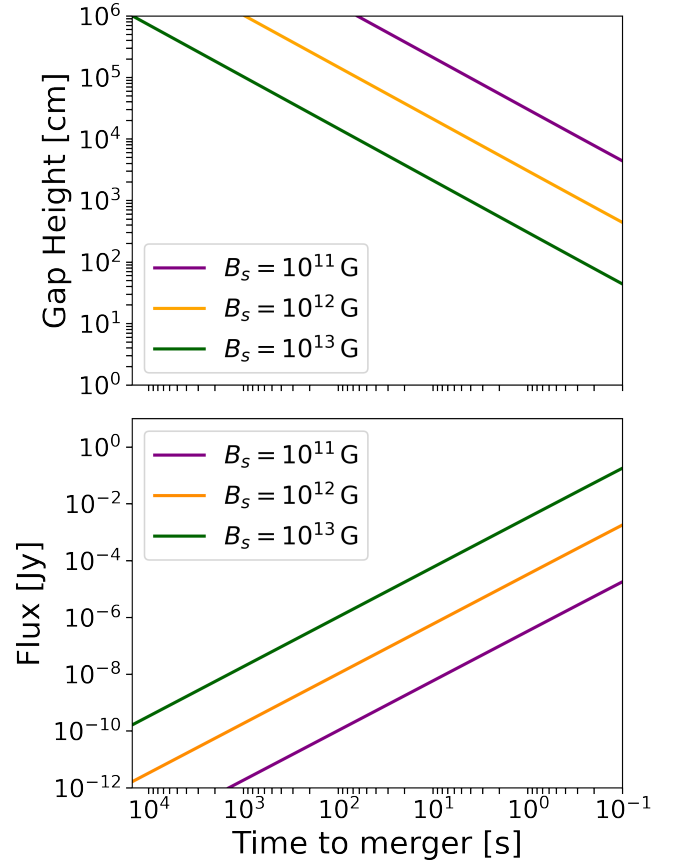


Figure 4. The approximate gap height and flux at $D = 100$ Mpc for fiducial model parameters. A gap height $h_{\text{gap}} < R_{\text{NS}}$, $\rho_c \approx 10^6$ cm (corresponding to a typical separation of 10^8 cm) is where radio emission could be begin, albeit at a very low luminosities.

For this simple estimate, we assume the entire radio luminosity is emitted across a bandwidth of $\delta\nu = 10$ GHz, although in a future work considering typical pulsar spectral index would provide better estimates for frequency dependent luminosities. In Appendix C we discuss a Ruderman-Sutherland type coherent curvature radiation as an alternative radiation mechanism.

Below we show two similar methods of obtaining the luminosity of primaries (i.e. two renditions of the involved wave-particle processes), which in turn may be used as a proxy for the radio luminosity with the inclusion of an efficiency factor, η . This proxy is expected to capture the gross parameter scaling of coherent radiation emission's luminosity involved in neutron stars, i.e. $L_R \approx \eta L_{e^+e^-}$. The efficiency $\eta < 1$ moderates this estimate and depends on local conditions such as shape and extent of current regions with space-like or time-like regions (e.g. $J/(\rho_q c)$ value and sign), the angle or shape of the pair formation front, and varying field curvature radii. In both derivations below, within factors of unity associated with geometric factors, the primary luminosity is $L_{e^+e^-} \sim 4\pi \rho_q^2 h_{\text{gap}}^2 A c$ where A is a characteristic cross sectional area of flux tubes associated with the accelerating region, ρ_q is the required charge density to satisfy the transient conditions, and h_{gap} is the characteristic gap height appropriate to physical conditions for the cascades. For canonical rotation-powered radio pulsars, this calculation implies $\eta \sim 10^{-2}$ and is compatible with the voltage-like scaling

of pulsar luminosity inferred by population studies with beaming models (e.g. [Arzoumanian et al. 2002](#)). Likewise, for seismically oscillating magnetars ([Wadiasingh & Timokhin 2019](#); [Suvorov & Kokkotas 2019](#); [Wadiasingh et al. 2020](#); [Wadiasingh & Chirenti 2020](#)) the pair luminosity estimate yields the correct energy scale $L_{e^+e^-} \sim 10^{39} - 10^{43} \text{ erg s}^{-1}$ observed in cosmological FRBs (as well as the low-luminosity Galactic FRB observed from SGR 1935+2135 in April 2020). Correspondingly, as shown below, NS-NS inspirals where one NS has a large magnetic field $B_s > 10^{13} \text{ G}$ also yield energy scales commensurate with observed FRBs albeit with possibly wider range in allowed luminosities for varying parameters. These varied luminosities, in addition to multi-messenger signals and chirps in FRB quasi-periodicity, may be a distinguishing characteristic of NS-NS mergers from magnetar progenitors in a sub-population of one-off FRBs.

3.3.1 Estimate due to energy in primaries

First, we compute the power of the primary particles accelerated across the gap: $P_{\text{particles}} = q\Phi_{\text{gap}}\dot{N}$ where \dot{N} is the rate of primaries and $\Phi_{\text{gap}} = E_{\parallel}h_{\text{gap}}$ is the voltage drop across the gap. \dot{N} scales linearly with the local plasma density n , which can be estimated using: $\dot{N} = nAc$ where A is the cross-sectional area of the acceleration region. For the analytical estimate, we use the characteristic size of the particle acceleration region of $A \approx 4\pi R_{\text{NS},6}^2$, and use the fact that $n = \frac{E_{\text{gap}}}{4\pi q l_{\text{acc}}} \approx \frac{E_{\parallel}}{4\pi q h_{\text{gap}}}$. Therefore the total luminosity, inclusive of the efficiency factor η is:

$$\begin{aligned} L_r &= \eta q \Phi_{\text{gap}} \dot{N} = \eta q E_{\text{gap}} h_{\text{gap}} n A c \\ &= \eta E_{\parallel}^2 A c \approx 10^{40} \text{ ergs}^{-1} \eta_{-2} E_{\parallel,10}^2 R_{\text{NS},6}^2 \end{aligned} \quad (22)$$

We note that the radio luminosity estimate in the $E_{\text{gap}} = E_{\parallel}$ limit has no explicit dependence on the gap height. However at the timescales of interest the gap height is smaller than the characteristic size of the spatial extent of E_{\parallel} and field line curvature radius ρ_c (Fig. 3).

3.3.2 Estimate due to energy in field

An alternate method of estimating the luminosity is by consideration that a fraction η of the total energy in the parallel electric field is converted to coherent radio luminosity each time the gap discharges.

The total energy density in the gap electric field is $\frac{\epsilon E}{V_{\text{gap}}} = \frac{E_{\text{gap}}^2}{8\pi} \approx \frac{E_{\parallel}^2}{8\pi}$. The gap volume is the cross-sectional area times the gap height: $V_{\text{gap}} = h_{\text{gap}}A$.

In the pulsar gap model, curvature photons emitted by the primary accelerated particle population will produce secondary pairs, with the efficiency of the cascade and therefore multiplicity κ dependent on the specific gap physics ([Timokhin & Harding 2015](#); [Wadiasingh et al. 2020](#)). The gap discharge is likely non-stationary, occurring on timescales longer than $h_{\text{gap}}/c \sim 10^{-7} \text{ s}$ ([Timokhin 2010](#)), but still shorter than the orbital timescale, thus we expect quasi-continuous emission whenever a large E_{\parallel} field is present. Given this, we take h_{gap}/c as an estimate for the gap discharge timescale in the lower number density limit. Therefore the radio luminosity is estimated as:

$$\begin{aligned} L_r &= \eta \frac{\epsilon E}{V} h_{\text{gap}} A \frac{c}{h_{\text{gap}}} \\ &= \frac{\eta}{8\pi} E_{\parallel}^2 A c = \frac{\eta}{2} E_{\parallel}^2 R_{\text{NS}} c \end{aligned} \quad (23)$$

We see the two methods of approximating the coherent radio luminosity agree to within a factor of 2. The above calculation assumes

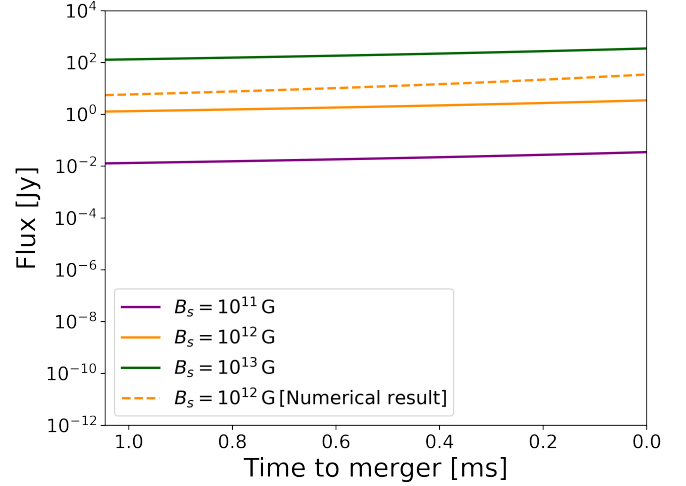


Figure 5. An analytic estimate of the total flux as a function of time to merger given by Eq. (22), assuming an emission bandwidth of $\delta\nu = 10^{10} \text{ Hz}$, $D = 100 \text{ Mpc}$ and $\eta = 10^{-2}$. For $B_s = 10^{12} \text{ G}$, we include both the analytic (solid) & numerical (dashed) fluxes as described in the text.

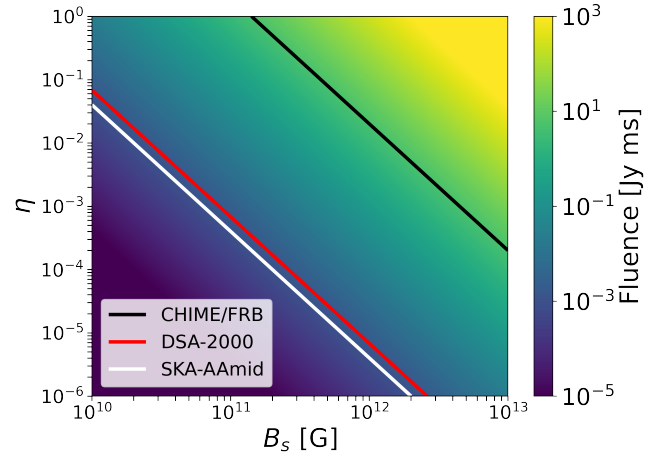


Figure 6. Total fluence of the last 3ms of the inspiral, corresponding to 2 orbital periods and thus 2 peaks of emission, for various values of efficiency η and surface magnetic field B_s . We assume an emission bandwidth of $\delta\nu = 10^{10} \text{ Hz}$, and distance to source of $D = 100 \text{ Mpc}$. The assumed fluence limits are: CHIME/FRB 5 Jy ms ([Joseph et al. 2021](#)), DSA-2000 1.6 mJy ms³ & SKA-mid 1 mJy ms ([Torshinsky et al. 2016](#)). The fluence predictions in this plot refer to the case where $E_{\text{gap}} = E_{\parallel}$, and assume an optimal viewing angle.

implicitly that a single gap is sufficient to supply enough charge to satisfy current requirements along field lines with E_{\parallel} . If this is not the case, multiple gaps could develop in the longitudinal direction along field lines, meaning for a length scale $L \approx R_{\text{NS}}$ the number of gaps and thus radio luminosity would scale linearly with a filling factor $f = \frac{L}{h_{\text{gap}}}$. We assume that current provided by the gap discharge is sufficient and thus take $f = 1$, but an upper limit for this dimensionless factor is: $f = 10^4 L_6 h_{\text{gap},2}$, and thus would represent a luminosity increase by a factor 10^4 .

It is useful to compare the radio luminosity proxy to the Poynting luminosity of the binary. For an equal mass system where the magnetic moment of the primary $\mu_{\text{pri}} \gg \mu_{\text{sec}}$, the Poynting luminosity L_P is:

$$L_P = \frac{2\mu_{\text{pri}}^2}{3c^3} \left(\frac{\Omega}{\Omega_g} \right)^{2/3} \Omega^4 \propto \Omega^{14/3} \propto a^{-7} \quad (24)$$

Where $\mu_{\text{pri}} = B_{s,\text{pri}} R_{\text{NS}}^3$, Ω is the angular frequency of the binary defined in Eq. 27 and Ω_g is the angular frequency defined at a point $R_g \approx 3R_{\text{NS}}$ (Medvedev & Loeb 2013). In the $E_{\text{gap}} = E_{\parallel}$ limit $L_R \propto E_{\parallel}^2 \propto a^{-7}$ via Eq. 6, such that the radio luminosity scales similarly to the Poynting luminosity but it is always the case that $L_R < L_P$.

In the lower limit $E_{\text{gap}} = 4\pi q n_{\text{GJ}} h_{\text{gap}}$ case, $L_R \propto n_{\text{GJ}}^2 h_{\text{gap}}^2 \propto a^{-30/7}$ (Eqs. B4 & B5 in Appendix B). In this case, we can define the time at which radiation mechanism ought to commence by finding the separation and time at which $L_R = L_P$, while $\eta = 1$:

$$\begin{aligned} a_{R=P} &= 5 \times 10^8 \text{ cm } B_{s,12}^{8/19} \eta_{-2}^{-7/19} \rho_{c,6}^{-4/19} A_{12}^{-7/19} \\ t_{R=P} &= 2 \times 10^5 \text{ seconds } B_{s,12}^{32/19} \eta_0^{-28/19} \rho_{c,6}^{-16/19} A_{12}^{-28/19} \end{aligned} \quad (25)$$

The above equation suggests that in the $E_{\text{gap}} = 4\pi q n_{\text{GJ}} h_{\text{gap}}$ limit, radio emission should turn on approximately one day before merger, albeit at a low luminosity. Despite this, the necessary condition that $h_{\text{gap}} < R_{\text{NS}}$ (e.g. Fig. 4) is in general more constraining and therefore it is unlikely the radiation mechanism turns on before $10^3 B_{s,12}$ seconds before the merger for NS-NS binaries.

3.4 Numerical Implementation

As mentioned in Section 2.2, we use a numerical set-up to estimate viewing angle dependence of the radio luminosity from the system. We calculate E_{\parallel} surrounding the secondary conducting neutron star out to distance $R = 5R_{\text{NS}}$, and compute the radio luminosity using Eq. (22). We calculate the gap height for each cell for each timestep, to ensure that pair production occurs within a fraction of the neutron star radius, as is required by our assumption of emission along field lines and to ensure the voltage is sufficient for pulsar-like emission using Eq. (21). We replace the cross-sectional area A with the cross sectional area of each cell, estimated as $(\delta V)^{2/3}$. As aforementioned we include an efficiency factor $\eta < 1$ to capture both the uncertainty related to the number of gaps that form and contribute to emission, but also the conversion of primary particle power to coherent radio radiation. We further assume an observing frequency of $\nu_{\text{obs}} = 10^9$ Hz and a total spectral bandwidth of emission of $\delta\nu_{\text{obs}} = 10^{10}$ Hz. In Fig. 5, we also show the total radio luminosity integrated over all viewing angles by way of comparison to the analytic calculation. The luminosity found using the numerical approach is slightly higher, attributed to the fact that we calculate emission from a larger volume than assumed in the analytic calculation, and thus the total cross-sectional area A in the analytic calculation under-estimates the total area from which pulsar emission is expected.

We also estimate the maximum luminosity of the system assuming coherent curvature radiation, discussed in Appendix C. We discuss only upper limits to the bunch luminosity based on electromagnetic considerations, and therefore instead of summing all emission in the direction of an observer as in the pulsar-like case,

we simply find the maximum value associated with the set of field lines aligned with each observer.

3.5 Viewing angle dependence

The approach we take to the calculation of E_{\parallel} in Section 2 assumes a uniform background magnetic field $\hat{\mathbf{B}} = -B\hat{\mathbf{z}}$ stemming from the primary NS's dipole magnetic field. This approximation limits a full understanding of the viewing angle dependence of emission, for two reasons. Firstly, the calculation of the expunged magnetic field will be different in a realistic dipole magnetic field, thus yielding a E_{\parallel} field map having a different spatial morphology. Secondly, the perturbed magnetic field lines along which particle acceleration and radiation is directed may be offset to the directions described here. We expect the emission to be emitted in a slightly wider range of observing angles due to the dipole nature of the magnetic field, particularly at small values of orbital separation a where the dipole's deviation from a uniform field is greatest. However, the strongest E_{\parallel} fields occur close to the NS surface (maximal value at $R = 1.23R_{\text{NS}}$) and thus the direction of magnetic field lines is more strongly influenced by the perturbation of the field lines caused by the moving secondary NS, and not the background field orientation.

The perturbations of the magnetic field lines from their background orientation also result in variations of the radio luminosity at different observing angles. The maximum magnetic field line deflection occurs is quadrupole in nature (corresponding to maximal values of the absolute value of $\sin(\theta)$; see Fig. 1 & Eq. 2), which means emission is suppressed at larger angles to the background field. For field lines that are unperturbed (i.e. at $\theta = \pi/2$) there is no strong E_{\parallel} field component, meaning radiation is suppressed for observers on-axis to the background field, as seen in Section 4. Corresponding to this, we see that the radio luminosity drops off substantially for observers at angles to the background field smaller than 10 degrees. As such, we find that almost all of the emission is emitted within 5-45 degrees of the magnetic axis of the field of the primary magnetized neutron star, with a peak of emission occurring at an angle offset from the background magnetic field ≈ 10 degrees.

It is crucial to remember that we do not necessarily expect the magnetic axis of the primary magnetized neutron star to be perpendicular to the orbital plane, as has been assumed throughout this work. However, our viewing angle dependent results need only be rotationally transformed to represent cases where the angle between the orbital plane and the magnetic axis of the primary NS is not 90 degrees, as shown in Fig. 8. This rotational symmetry for the uniform magnetic field at the secondary's position comes from the fact that the motion of the conductor is orthogonal to the magnetic field lines. In the Figs 9-14 in Section 4, we assume the magnetic obliquity $\alpha_{\text{B,orb}} = 90$ deg. Observing the coherent premerger emission could aid in constraining the magnetic obliquity of NS merger sources, and thus provide insights into the binary evolution of merging neutron stars.

As we consider that the primary NS has a dipole magnetic field, the value of the magnetic field strength B at a point (r, θ, ϕ) will change depending on the orientation of the axis to the point in question. For values of $\alpha_{\text{B,orb}} < 90$ deg, the strength of this magnetic field at the secondary's position, for a separation a , will range between:

$$B_s \frac{R_{\text{NS}}^3}{a^3} \leq B \leq B_s \frac{R_{\text{NS}}^3}{a^3} \sqrt{1 + 3 \cos^2(\alpha_{\text{B,orb}})} \quad (26)$$

where the maximal case occurs when the magnetic axis is tilted exactly towards the secondary $\alpha_{\text{B,orb}} = 0$ deg. In this case, the

³ <https://www.deepsynoptic.org/instrument>

magnetic field can increase by up to a factor of 2, resulting in a coherent luminosity increase by a factor of 4. These considerations have not been numerically implemented in any section, given their relatively small increase to the overall luminosity.

3.6 Temporal Morphology

In Section 4 we discuss how one may confirm a NS-merger origin of coherent precursor bursts discussed in this paper. One way in which these precursor bursts can be distinguished from FRBs from other sources is through analysis of the temporal morphology of the burst, which we discuss here (see also Gourdji et al. 2020).

In the model presented here, radio precursors of NS-NS mergers are modulated by the orbital period of the binary. In the Newtonian approximation, the angular frequency of the binary is:

$$\Omega = \frac{(G(M_1 + M_2))^{1/2}}{a^{3/2}} \approx 10^4 M_{\text{NS}}^{1/2} a_6^{-3/2} \text{ Hz} \quad (27)$$

where M_1 & M_2 are the masses of the neutron stars and a is the separation. This is seen in Fig. 7, where observers at different azimuthal and polar angles to the orbital plane observe emission from different phases and magnetic field lines respectively. If coherent radio emission is bright enough to be observed at more than one orbital period, progressively brighter sub-millisecond bursts are observed with a decreasing separation between bursts as dictated the decreasing orbital period $P \approx \frac{2\pi a}{\beta c} \propto \sqrt{a} \propto (1 - \frac{t}{t_{m,0}})^{1/8}$ using Eq. (5). Sub-millisecond periodicity has been claimed in a four FRB sources (The CHIME/FRB Collaboration et al. 2021; Pastor-Marazuela et al. 2022), however explaining the periodicity as modulated by a compact object binary inspiral is generally disfavoured, as the period between sub-bursts does not appear to decrease as expected. We note that one could plausibly invoke eccentric orbits or unequal mass ratios in order to change the expected sub-burst morphology.

The characteristic increase of flux can also be used to distinguish such bursts, and the increase depends on the exact nature of the emission mechanism. In the upper limit assumption that $n \propto \frac{E_{\parallel}}{4\pi q h_{\text{gap}}}$, the radio luminosity scales as $L_r \propto E_{\parallel}^2$. This is also the case for the coherent curvature radiation mechanism (unless the coherent emission is limited by the magnetic field constraint of Kumar et al. (2017), see Appendix C). By inspection of Eq. (2) & (6), we find that $E_{\parallel}^2 \propto B^2 \beta^2 \propto a^{-7} \propto (1 - \frac{t}{t_{m,0}})^{-7/4}$. In the lower limit estimate where $n = n_{GJ}$ (Appendix B), the characteristic flux increase is instead $L_r \propto h_{\text{gap}}^2 B^2 P_{\text{orb}}^{-2} \propto a^{-22/7} \propto (1 - \frac{t}{t_{m,0}})^{-11/14}$. However, there may be spectro-temporal variations (with prejudice towards increasingly higher frequencies as the plasma density increases during inspiral) which may require broadband observations to ascertain this anticipated temporal dependence. Where sub-millisecond temporal resolution is available, we suggest that matched template technique could be used to identify NS-merger origin FRBs, and possibly to distinguish between the different emission mechanism limits discussed in this Section. Furthermore, identification of coherent radio emission modulated by the orbital period and phase will provide a measurement of the (combined) neutron star masses similarly to gravitational wave emission (Cutler & Flanagan 1994) which may inform the neutron star equation of state. Close-by NS-mergers where one source has a high magnetic field are rare, but may be detectable over many orbital periods and may allow for detailed estimates of the neutron star masses.

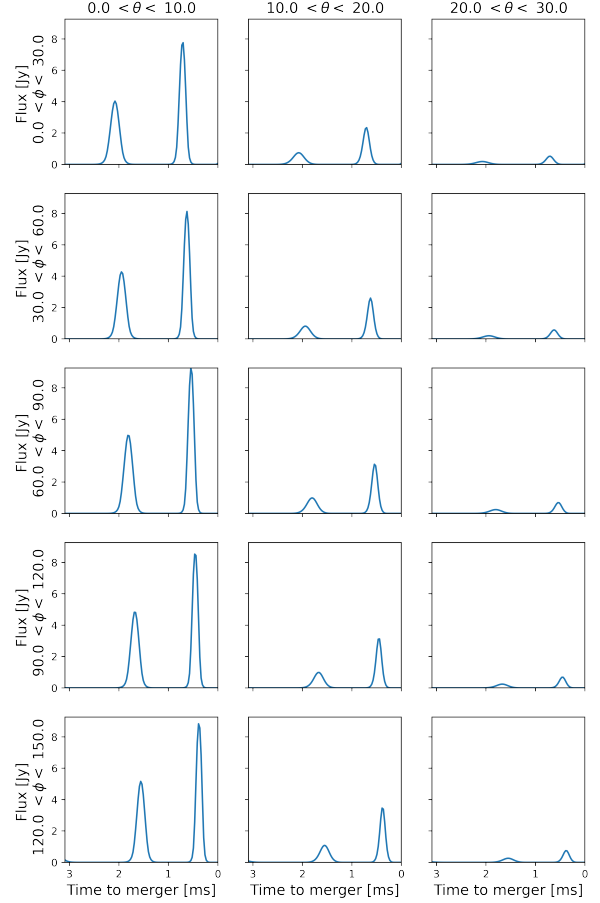


Figure 7. Example light curves for the final 3ms of the inspiral, covering the final 2 orbital periods. We show pulsar-like emission from NS-merger $\eta = 10^{-2}$ & $B_s = 10^{12} \text{ G}$ at $D = 100 \text{ Mpc}$, for various observers positioned at different azimuthal and polar angles.

3.7 Absorption

As discussed in Lyutikov (2019), it is possible that the radio signal predicted in this section may not escape the source. In particular, predictions of high-energy precursors to NS mergers invoke a dense shroud of particles surrounding the merging neutron stars (Metzger & Zivancev 2016). The dense pair production front may prevent the propagation of radio emission, unless generated EM waves are superluminal relative to the plasma (e.g. Timokhin & Arons 2013). The absorption frequency of electromagnetic waves in a plasma is modified due to the magnetic environment (Arons & Barnard 1986), and emission may propagate if $\omega > \frac{\omega_p^2}{\omega_B}$.

$$\begin{aligned} \omega &> \frac{4\pi q n_{\text{sec}} c}{B} = \frac{E_{\parallel} \kappa c}{B h_{\text{gap}}} \\ &= 300 E_{\parallel,10} \kappa_1 B_{11}^{-1} h_{\text{gap},2} \text{ Mhz} \end{aligned} \quad (28)$$

Where we have used the fact that the density of the secondaries from which coherent emission is radiated is $n_{\text{sec}} = \kappa n_{\text{primaries}} \approx \frac{E_{\parallel} \kappa}{4\pi q h_{\text{gap}}}$. Thus it is plausible that GHz emission escapes in regions of highest electric and magnetic field for typical multiplicity and gap height values, with a caveat that [Arons & Barnard \(1986\)](#) assume a homogeneous and stationary plasma which is not the case. These regions are also where we expect the strongest particle acceleration and therefore emission. [Kumar et al. \(2017\)](#) also argue that free-free absorption of GHz radiation will be negligible as long as the number density does not exceed $\sim 10^{19} \text{ cm}^{-3}$ for a source size corresponding to a gap height $\approx 10^3 \text{ cm}$. This implies that pair multiplicity in the secondary cascade region should be $\kappa \lesssim 1000$, matching the range predicted by [Timokhin & Harding \(2015\)](#). Furthermore, as the photons propagate through the magnetosphere of the primary, the magnetic field strength B and density n will both decrease linearly assuming a Goldreich-Julian charge density, meaning emission that escapes the immediate vicinity is expected to propagate to the observer. In [Wang et al. \(2016\)](#), the authors find that coherent radio emission of approximately $\nu \approx 1 \text{ GHz}$ may freely escape the magnetosphere during a NS-NS inspiral.

3.8 High-energy emission

Regardless of the specific mechanism of coherent emission, high-energy radiation will also be emitted. In the polar cap model of pulsar emission, this is explained by curvature & synchrotron photons emitted by accelerated pairs that do not meet energy requirements to interact with the magnetic field to produce pairs, and thus contribute to the gamma-ray flux ([Daugherty & Harding 1982, 1996](#)). Gamma-ray emission modulated by the spin period has been observed for hundreds of isolated neutron stars ([Abdo et al. 2013; Caraveo 2014](#)). In the NS-NS merger case, the most likely production mechanism would resemble those in observed gamma-ray pulsars, where radiation emerges from charged current sheets outside the light cylinder in the equatorial plane (relative to rotation) where large electric fields are likely realized for curvature radiation. The pulsar gamma-ray luminosity functions of [Kalapotharakos et al. \(2019, 2022\)](#) provide a gross baseline estimate, with the identification of spin period to orbital period, corresponding to $L_{\gamma} \approx 10^{37} \text{ ergs}^{-1}$, assuming $\epsilon_{\text{cut-off}} = 1 \text{ GeV}$, $\dot{P} = 10^{-12}$ and $P = P_{\text{orb}} \approx 1 \text{ ms}$. In the coherent curvature radiation model, high-energy emission may be emitted by the coherently radiating particles themselves due to the twisting of magnetic field lines by coherent bunches ([Cooper & Wijers 2021](#)), or by a trapped fireball associated with a crustal trigger event ([Yang & Zhang 2021](#)). In both cases, high-energy radiation is far too weak to be probed to extra-Galactic distances with current facilities.

Finally, [Metzger & Zivancev \(2016\)](#) consider an unspecified mechanism which converts a large fraction of available electromagnetic energy during the inspiral to gamma-ray radiation. In all cases, the lower sensitivity of gamma-ray detectors means that precursor emission is difficult to observe. [Metzger & Zivancev \(2016\)](#) found that even for very efficient conversion of electromagnetic energy to high-energy radiation, precursors are only observable to a distance $D \approx 10 \text{ Mpc} (B_s/10^{14} \text{ G})^{3/4}$ with current instruments.

4 MULTI-WAVELENGTH & MULTI-MESSENGER DETECTION PROSPECTS

In this Section we discuss the feasibility of (co-)detection of the coherent pre-merger emission discussed in this work in blind searches,

	B_s [G]	GRB trigger	GW trigger	Radio afterglow	Kilonova
Current generation	10^{12} 10^{14}	\times ?	\times \checkmark	\times ?	\times ?
Next generation	10^{12} 10^{14}	\checkmark \checkmark	\checkmark \checkmark	\checkmark \checkmark	? \checkmark

Table 1. Simplified summary of this section. For current/next-gen detectors and two surface magnetic field strengths, we show whether the coherent emission model is likely to be probed from NS-NS mergers (GRB & GW triggers) or given an observed radio burst, can a NS-NS merger origin be verified (afterglow & kilonova). The afterglow & kilonova possibilities rely on the current & future generation FRB facilities as detailed in Section. 4.1. We have assumed an optimal viewing angle and magnetic obliquity $\alpha_{B,\text{orb}}$ for each observing method, and question marks represent uncertainties in the merger rate and/or model parameters. Much more detail is given in the text of each section, including current observational status, methodology & expected next generation capabilities.

triggered observations of multi-wavelength and multi-messenger signatures of neutron star mergers, and follow-up observations. We do not discuss all-sky radio telescopes such as the Survey for Transient Astronomical Radio Emission 2 (STARE-2; [Bochenek et al. 2020](#)), the planned Galactic Radio Explorer (GREx; [Connor et al. 2021](#)), and the Amsterdam-ASTRON Radio Transients Facility And Analysis Center (AARTFAAC; [Prasad et al. 2016](#)) in detail as they are not in general sensitive enough to detect extra-Galactic coherent radio emission from the model presented here.

In Section 4.1, we discuss the prospects for detecting coherent pre-merger emission from NS mergers through blind FRB surveys. In Section 4.2 we discuss rapid and triggered observations of sGRBs, putting past rapid observations of sGRBs with MWA and LOFAR in the context of this work, and make predictions for future observations with SKA. In Section 4.3 we discuss prospects for rapid observations of gravitational-wave detected mergers and detection of pre-merger emission. Finally in Sections 4.4 & 4.5 we discuss how follow-up observation of one-off FRBs without a GRB or GW counterpart could be confirmed to be of merger-origin using radio and optical facilities. A full description of the instruments discussed in the text is available in Table 2. In all cases, we show the co-detection space as a function of binary inclination angle (assuming the magnetic axis and orbital plane are perpendicular: $\alpha_{B,\text{orb}} = 90 \text{ deg}$) and distance, assuming fluence sensitivity for coherent bursts with next-generation radio telescopes. In Fig. 8, we show how the magnetic obliquity $\alpha_{B,\text{orb}}$ changes the inclination angle dependent detectability horizon. In Table 1 we provide a highly simplified summary of this Section, and in Table 2 we provide a description of the properties of the current and future instrumentation considered in this study.

4.1 Fast radio burst surveys

The simplest method of detecting coherent radio bursts from NS merger events is through blind FRB surveys. FRBs are extra-Galactic, (sub)-millisecond duration radio bursts, and many hundreds of bursts have now been seen since their discovery ([Lorimer et al. 2007; CHIME/FRB Collaboration et al. 2021](#)). FRBs are classified as either repeating or non-repeating sources, and the burst properties of these two classes appear quite different, particularly

⁵ see also: https://www.skatelescope.org/wp-content/uploads/2012/07/SKA-TEL-SKO-DD-001-1_BaselineDesign1.pdf

Table 2. Here we list the properties of the telescopes discussed in the text and figures of this work including CHIME/FRB (CHIME/FRB Collaboration et al. 2018, 2021), CHORD (Vanderlinde et al. 2019), DSA-2000 (Hallinan et al. 2019), LOFAR (van Haarlem et al. 2013), MWA (Tingay et al. 2013), ZTF (Bellm et al. 2019), LSST (Tyson 2002), MeerKAT (Jonas & MeerKAT Team 2016), SKA1⁵ (Dewdney et al. 2009; Braun et al. 2019) and SKA-AAmid (Torchinsky et al. 2016). In each case we list specifications and assumed values given the use of the instrument within the context of this work, as a blind-FRB survey instrument, a GW/GRB rapid response instrument, and optical and radio afterglow follow-up. The assumed sensitivity, field-of-view and localization refer to those values at typical observing frequencies in the centre of bandwidths. For SKA-AAmid, we assume coherent bursts are searched in real time over the entire 200 deg² FoV as discussed in (Torchinsky et al. 2016; Hashimoto et al. 2020a). Typical LOFAR and MWA fluence sensitivities are used based on past successful triggers of GRBs, and the FoVs are taken from Chu et al. (2016) but vary depending on observing setup. Transient buffer board capabilities of MWA’s voltage capture system are detailed in Tremblay et al. (2015). Fluence detection thresholds for future instruments are estimated by scaling continuum sensitivities to millisecond integration. Finally we note that in 2023, the CHIME/FRB localization is expected to reach 50 milliarcseconds for a majority of sources thanks to the outrigger project (Leung et al. 2021) and the beginning of CHORD. For CHORD sensitivity, we assume a 1ms burst that emits over the entire observing bandwidth.

Type	Telescope	Frequency [MHz]	Sensitivity	FOV [deg ²]	Localization/Resolution [arcsec]	Trigger time	TBB
FRB Survey	CHIME	400-800	5 Jy ms	250	1 deg	n/a	n/a
	DSA-2000	700–2000	1.8 mJy ms	10.6	3.5	n/a	n/a
	CHORD	300-1500	60 mJy ms	65	0.05	n/a	n/a
	SKA-AAmid	450-1450	1 mJy ms	200	0.22	n/a	n/a
GW/GRB Trigger	LOFAR (imaging)	120-240	3000 Jy ms	48	6	3–4 min	5 s
	LOFAR (beamformed)	120-240	25-1000 Jy ms	0.05-16	n/a	3–4 min	5 s
	MWA	80–300	1000 Jy ms	610	100	20–30 s	≤ 100 s
	SKA1-low	50-350	4 mJy [1ms int]	27	11	<20 s	30 s
Follow-up	ZTF	464-806 [nm]	m19.9 [i] - m20.8 [g]	47.7	2	n/a	n/a
	LSST	0.3-1 [μm]	m24.0 [i] - m25.0 [g]	9.6	0.7	n/a	n/a
	MeerKAT	580–2500	700 μJy [2hr int]	0.85	10	n/a	n/a
	SKA1-mid	350-1500	2 μJy [1hr int]	0.48	0.22	1-10 min	>9 min

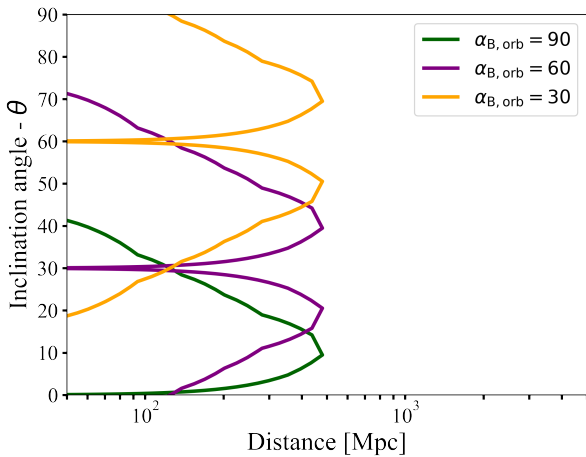


Figure 8. Inclination angle dependent observing horizon for SKA-mid for NS merger radio bursts from mergers with different magnetic obliquities $\alpha_{B, orb}$; the angle between the magnetic axis of the primary magnetized neutron star and the orbital plane. The symmetry is due to the $E_{||}$ azimuthal symmetry, i.e. the two peaks refer to particle acceleration in the red and blue regions of Fig. 1. We assume pulsar-like emission with parameters, $\eta = 10^{-4}$, $B_s = 10^{12}$ G as explained in Section. 3. For the rest of the plots in this section, we show only the $\alpha_{B, orb} = 90$ horizon for readability.

the spectral bandwidth and burst duration (Pleunis et al. 2021b), which may be suggestive of different progenitors. The all-sky FRB rate is large, with the latest estimate from FAST (Nan 2006) putting the rate at $1.24^{+1.94}_{-0.99} \times 10^5 \text{ sky}^{-1} \text{ day}^{-1}$ above 0.0146 Jy ms (95% confidence interval; Niu et al. 2021). Instruments with large fields of view and sufficient sensitivity are best suited to finding them, including CHIME/FRB (CHIME/FRB Collaboration et al. 2021), ASKAP (Macquart et al. 2010) & DSA (Hallinan et al. 2019) to name three of the most prolific. Of current FRB instruments, FRBs are found most frequently by the Canadian Hydrogen Intensity Mapping Experiment (CHIME)/FRB team (CHIME/FRB Collaboration et al. 2018), reporting over 500 FRBs in the first catalog (CHIME/FRB Collaboration et al. 2021), and the Australian Square Kilometre Array Pathfinder (ASKAP) (Macquart et al. 2010) has had success in localizing one-off bursts to their host galaxies (Bhandari et al. 2020a; Heintz et al. 2020; Day et al. 2021; Bhandari et al. 2022). Despite this, poor localizations of CHIME FRBs and high redshift sources present difficulties in finding persistent or variable counterparts to non-repeating FRBs (Gourdji et al. 2020). Many authors have suggested that coherent bursts originating from NS mergers may be detected as one-off FRBs (e.g. Totani 2013) without an observed multi-messenger or multi-wavelength counterpart, but the volumetric rate of NS-NS mergers appears to be a factor of 10-100 too low to explain all FRBs (Ravi 2019; Lu & Piro 2019; Luo et al. 2020; Mandal & Broekgaarden 2021). In this subsection, we consider whether pre-merger coherent emission could be probed by the CHIME/FRB radio telescope, but also future FRB survey instruments, namely the upcoming Deep Synoptic Array (DSA-2000; Hallinan et al. 2019), the CHIME/FRB successor the Canadian Hydrogen Obser-

Telescope	Horizon [Mpc] ($\eta_{-2}^{3/2} B_{s,12}^3$)	Event rate [yr^{-1}] ($\eta_{-2}^{3/2} B_{s,12}^3 \mathcal{R}_3$)
CHIME	70	0.002
CHORD	650	0.4
DSA-2000	3700	15
SKA-AAmid	5000	600

Table 3. Observing horizon and the 100% duty cycle detection rate for current leading and future FRB facilities. We assume fiducial model parameters for the efficiency η and surface magnetic field B_s , as well as a volumetric NS-NS merger rate $\mathcal{R} = 10^3 \text{ Gpc}^{-3} \text{ yr}^{-1}$

vatory and Radio-transient Detector (CHORD; Vanderlinde et al. 2019 and the Square Kilometre Array (SKA; Dewdney et al. 2009; Torchinsky et al. 2016) observatories.

4.1.1 Current generation

In the model presented here, the number of pre-merger coherent radio bursts that would be detectable as one-off FRBs depends sensitively on the surface magnetic field of the primary neutron star B_s and the radio efficiency η . We show the fluence of radio bursts for a range of parameters B_s and η in Fig. 6, assuming a distance to the source of $D = 100 \text{ Mpc}$. In order to estimate the rate of FRBs, we assume that all NS mergers contain a 10^{12} G neutron star, and pulsar-like emission occurs with an efficiency of $\eta = 10^{-2}$ (henceforth the fiducial parameters), but include parameter scalings for the horizon and rate. In this case, the CHIME/FRB fluence horizon of the pulsar-like emission at optimal viewing angles is: $D_{\text{horizon,CHIME}} \approx 70 \eta_{-2}^{1/2} B_{s,12} \text{ Mpc}$. Assuming a universal volumetric NS-NS merger rate of $\mathcal{R} = 10^3 \text{ Gpc}^{-3} \text{ yr}^{-1}$ (see e.g. Mandel & Broekgaarden 2021) and CHIME/FRB FoV of 250 deg, this corresponds to just $N_{\text{CHIME}} = 0.002 \eta_{-2}^{3/2} B_{s,12}^3 \mathcal{R}_3$ events per year and thus cannot explain observed CHIME events, without invoking magnetar strength magnetic fields. We note that if just 20% of all mergers involved a magnetar with $B_s = 10^{14} \text{ G}$, the observed CHIME rate could be explained, however this contradicts two observed facts. Firstly, the volumetric NS-NS rate is too low (Ravi 2019) and as most of the mergers capable of producing FRBs would have dispersion measures too high to be compatible with the observed population. Secondly, one would be required to explain why the characteristic temporal morphology is not observed in the brightest FRBs where multiple orbital periods would be bright enough to be observed if allowed by temporal resolution⁶. We therefore suggest it is unlikely that a significant population of the current observed CHIME/FRBs are powered by this mechanism, but searches for the temporal morphology suggested in Sect. 3.6 could yield a sub-population of mergers containing NS with $B_s \approx 10^{14} \text{ G}$.

4.1.2 Next generation

In Table 3, we show the detection horizons and expected event rate of the fiducial coherent pre-merger emission of current and next generation FRB facilities. For DSA-2000, the smaller FoV is greatly offset by the expected increase in sensitivity, and thus the observed event rate is much larger than for either CHIME/FRB or

CHORD. For SKA-AAmid, an unconfirmed extension to SKA-mid, the large FoV coupled with sensitivity produces many hundreds of detectable events per year. We note that these values are larger than expected by a factor of a few due to viewing angle dependencies discussed in Sect. 3.5. However, the sensitive dependence on the magnetic field strength means that if just a few merging neutron stars have magnetic fields $B_s > 10^{12} \text{ G}$, the event rate will increase dramatically.

4.1.3 Other considerations

The temporal resolution of CHIME/FRB intensity data (i.e. without triggering raw baseband data recording; see Chime/Frb Collaboration et al. 2020; Michilli et al. 2021) is approximately 1ms (CHIME/FRB Collaboration et al. 2018), although simulations have shown that sub-burst timescales down to 0.1ms can be probed in a few cases (CHIME/FRB Collaboration et al. 2021). The temporal morphology of coherent pre-merger bursts predicted in this paper is sub-millisecond peaks separated by the orbital period and increasing in intensity (as $\propto (1 - t/t_m)^{-7/4}$; see Sect. 3.6). Such morphology may be detectable by CHIME/FRB depending on the signal-to-noise, scattering due to multi-path propagation (Chawla et al. 2022) and bandwidth of bursts. SKA-mid not only has a higher sensitivity such that many peaks could be observed from orbital phases before merger, but is also expected to have temporal resolution on the order of 1-100 nanoseconds. If these coherent burst from NS-NS mergers are observed with SKA, they will likely be identifiable by their temporal morphology.

4.2 Short gamma-ray bursts

There have been many successful rapid radio observations of GRBs dating back decades (e.g. Green et al. 1995), but to detect pre-merger emission instruments must be on source of sGRBs extremely quickly. Some radio telescopes employ rapid-response modes, such that repointing can occur automatically in response to transient alerts issued by other facilities on platforms such as the VEvent network (Williams & Seaman 2006), which allow machine-readable astronomical event distribution. In particular software telescopes that do not require physical repointing can respond to alerts and be on source within minutes, and sometimes seconds (Hancock et al. 2019). Rapid radio observations of sGRBs observed by *Fermi-GBM* and *Swift-BAT* are possible for a few reasons: a high GRB event rate owing to a large field of view (1.4 steradians and 2π steradians respectively; Meegan et al. 2009; Gehrels et al. 2004); a large horizon of detection resulting in large dispersion delays (although sGRB tend to have redshift $z < 2$ Fong & Berger 2013); rapid notification of detections through the GCN (Barthelmy et al. 1998) and VEvent systems; and the precise localization of sources to within 1-4 arcmin for *Swift-BAT* and 1-10 deg for *Fermi-GBM*. Furthermore, upgrades to the *Swift-BAT* pipeline are expected to increase the number of localized nearby sGRBs by a factor 3-4 in the near future (DeLaunay & Tohuvavohu 2021, see also Tohuvavohu et al. 2020). Thus far, rapid response observations of NS-NS mergers have been triggered in response to sGRBs as reported by *Swift-BAT* by the Low Frequency Array (LOFAR; Rowlinson et al. 2021), the Murchison Widefield Array (MWA; Anderson et al. 2021a; Tian et al. 2022), Arcminute Microkelvin Imager (AMI; Anderson et al. 2018, the Australian Compact Telescope Array (ATCA; Anderson et al. 2021b), and a 12m dish at the Parkes radio observatory (Banister et al. 2012).

⁶ It is plausible this is explained by a radiation mechanism only producing the cosmological radio bursts at threshold electromagnetic conditions, which we aim to explore in a future extension to this work.

The small opening angles of collimated GRB jets mean that triggered radio observations will probe NS merger systems with small viewing angles with respect to relativistic jets, which we assume to be perpendicular to the orbital plane. The opening angles of long GRBs are often determined through jet breaks in the afterglow emission (Sari et al. 1999) and range between approximately $\theta_{\text{core}} \approx 3 - 10$ deg (Berger 2014). Afterglow observations of sGRBs are sparse, but jet breaks are thought to have been observed in a few sources, corresponding to estimated opening angles of $\theta_{\text{core}} \approx 4 - 8$ deg (Soderberg et al. 2006; Fong et al. 2012). Aksulu et al. (2022) perform multi-wavelength afterglow modelling of 4 sGRBs and 3 out of the 4 sources have opening angles $\theta_{\text{core}} \lesssim 6$ deg, and one source is found to have a much larger opening angle of $\theta_{\text{core}} \approx 34$ deg. If the orbital plane and primary magnetic axis are perpendicular ($\alpha_{\text{B,orb}} = 90$ deg) as discussed in Sect. 3.5, it is likely that the set of mergers from which prompt emission is observable does not substantially overlap with the set of mergers from which coherent radio bursts are luminous enough to be observed. Rapid radio observations of sGRBs will probe NS mergers with specific magnetic obliquities which direct coherent radiation along the jet axis; i.e. when $\alpha_{\text{B,orb}}$ is 10-30 degrees misaligned with the jet axis (see Fig. 8). In any case, the radio emission predicted in this paper is radiated into a much larger solid angle than the prompt GRB emission.

4.2.1 Current generation

LOFAR has performed successful triggered observations of GRB 180706A (Rowlinson et al. 2019) & GRB 181123B (Rowlinson et al. 2021). The former was a long GRB but the latter was a short GRB, and its afterglow has been associated with a galaxy at $z=1.8$ (Paterson et al. 2020) with a chance alignment of 0.44%. Assuming a DM-redshift relation ($\text{DM} = 1200 z \text{ pc cm}^{-3}$; Ioka 2003, and the NE2001 Galaxy model; Cordes & Lazio 2002), it is very likely that the dispersion delay from the source to the telescope was large enough ($\tau_{\text{delay}} = \frac{\text{DM}}{241 \nu_{\text{GHz}}^2} > 400$ seconds) such that LOFAR probed pre-merger radio emission. The attainable FRB fluence limits depend sensitively on the dispersion measure (i.e. Fig. 3 of Rowlinson et al. 2021), primarily due to the extent to which the dispersed burst fills each snapshot image. Assuming the galaxy association suggested by Paterson et al. (2020), fluence limits of 2×10^4 Jy ms can be placed for millisecond FRB emission and can be used to constrain our model. Assuming standard cosmological parameters ($H_0 = 70$, $\Lambda_{\text{M}} = 0.286$, flat universe; Wright 2006), a redshift of $z = 1.8$ corresponds to a luminosity distance of ~ 14 Gpc. This means that the LOFAR observations of GRB 181123B can constrain the pre-merger radio emission in the present model to a primary NS magnetic field strength of $B_s < 10^{16}$ G, assuming $\eta = 10^{-2}$ and optimal magnetic obliquity.

The Murchison Widefield Array (MWA) successfully triggered on sGRB 180805A (Anderson et al. 2021a), and was on source 84 seconds after the burst. For most typical sGRB redshifts & DMs, coherent emission during the inspiral would have been probed. The resulting fluence limits ranged from 570 Jy ms to 1750 Jy ms depending on the assumed dispersion measure, but a reliable constraint for our model cannot be placed without a distance measurement. In Tian et al. (2022), the authors present a catalog of rapid radio limits with MWA for a total of 9 sGRBs. Tian et al. (2022) make use of image-plane de-dispersion techniques to report triggered observations with deep fluence limits of 80 – 12000 Jy ms, with most limits clustered around 1000 Jy ms. GRB 190627A was the only

event in this sample with an associated redshift ($z = 1.942$; Japelj et al. 2019), corresponding to an approximate luminosity distance of 15 Gpc assuming the same cosmological parameters as before. The authors were able to use their derived fluence limit of ≈ 80 Jy ms to constrain efficiency parameters for various models of prompt radio emission during GRB 190627A to reasonable values for the first time. For optimally aligned pulsar-like emission in the model presented here, the fluence limit presented by Tian et al. (2022) constrains the primary NS magnetic field to $B_s \lesssim 10^{15}$ G, assuming an efficiency $\eta \approx 10^{-2}$.

Making use of direction-dependent calibration and source subtraction techniques, Rowlinson et al. (2019) were able to place deep fluence limits, corresponding to 3×10^3 Jy ms for a typical sGRB of redshift $z = 1$ ⁷. Given this, and the results of Tian et al. (2022), we find that triggered observations by LOFAR and MWA will detect pre-merger coherent emission to a distance of approximately $3 - 5 \eta_{-2}^{1/2} B_{s,12}$ Mpc, using detection limits in Table 2. Although this distance may be an under-estimate, as the low DM expected for mergers at this short distance will aid snapshot sensitivity, such a low DM would also mean that LOFAR will not be on source fast enough to observe pre-merger emission. However, MWA's rapid triggering could probe dispersed bursts at ≈ 300 Mpc, and would be sensitive to pulsar-like emission from NS mergers at this distance if $B_s \gtrsim 6 \times 10^{13}$ G. Such a close sGRB would be rare, but *Swift-BAT* pipeline upgrades discussed above may provide triggering opportunities in the near future for off-axis sGRBs.

Other instruments that have performed rapid observations of GRBs, namely Parkes, AMI, & ATCA, (Bannister et al. 2012; Anderson et al. 2018, 2021b) nominally begin observations with delay times incompatible with pre-merger observation, instead probing early radio afterglow emission.

4.2.2 Next generation

The upgraded LOFAR 2.0 will allow simultaneous imaging and beam-formed triggered observations, which will allow more sensitive high-time resolution burst searches for well-localized GRBs (Goudji et al. 2022). A tied-array beam (TAB) set-up using the LOFAR core stations could be utilized to perform time-domain search for dispersed radio bursts across the most likely localization region of *Swift* GRBs. Pleunis et al. (2021a) used such a set-up to search for FRBs, achieving a fluence limit of 26 Jy ms for bursts with an assumed 50ms duration. Importantly, the ~ 3 arcmin full-width half maximum (FWHM) of the TAB is approximately the same as the *Swift-BAT* localization region and therefore could be used for prompt GRB searches. The large scattering timescale of FRBs at LOFAR frequencies will reduce the signal-to-noise of bursts, but 100 Jy ms is a reasonable fluence target for the coherent pre-merger bursts which may be observable for many milliseconds, as the fluence limit scales as $\sqrt{\frac{f_{\text{scatt}}}{f_{\text{burst}}}}$. This would allow LOFAR 2.0 to probe NS-NS merger emission to $15 \eta_{-2}^{1/2} B_{s,12}$ Mpc, notably probing mergers with $B_s = 10^{14}$ G to Gpc distances.

Comparatively, the fiducial horizon distance for SKA-mid at full sensitivity of 1 mJy ms is $5000 \eta_{-2}^{1/2} B_{s,12}$ Mpc, corresponding to a redshift $z \approx 0.8$. The large dispersion measure expected from these sources, coupled with the precise localization particularly by *Swift-BAT* mean that triggered observations may allow deep radio

⁷ In the near future, image-plane de-dispersion will be implemented in the LOFAR rapid response pipeline, significantly improving sensitivity.

observations of sGRBs. The dispersion delay to $z \approx 0.8$ to 770 MHz and 110 MHz (i.e. lowest nominal observing frequencies of SKA-mid and SKA-low) is 7 seconds and 330 seconds respectively, assuming a DM-redshift relation (Ioka 2003). SKA-mid is expected to respond to alerts within seconds, but assuming a similar slew speed to its precursor MeerKAT ($\approx 2 \text{ deg s}^{-1}$) repointing could take 0.1-10 minutes and thus is unlikely to be able to detect premerger emission via triggered observations. SKA-low, assuming a similar triggering performance to MWA, should be on source within 20 seconds and thus should be sensitive to radio emission from sGRBs. To estimate the rate for SKA, we assume that SKA-low telescope triggers rapid observation on half of all *Swift*-BAT and *Fermi*-GBM detections of likely sGRBs: 10 and 45 per year respectively (Burns et al. 2016). Gompertz et al. (2020) find that in a sample of 39 *Swift*-BAT observed (likely) sGRBs with known redshifts, three quarters have redshifts of $z < 0.8$. SKA-low's large FoV means the entire *Swift*-BAT localization region and most (if not all) of *Fermi*-GBM can be probed. Given this, and extrapolating to *Fermi*-GBM sGRBs, we could expect SKA to be sensitive to fiducial pulsar-like emission from $\approx 20 - 30$ sGRB events per year.

4.2.3 Other considerations

We note that Gourdji et al. (2020) search for sGRB counterparts to two well-localized, non-repeating FRBs: FRB 180924 and FRB 190523. Non-detections of sub-threshold *Fermi* counterparts in both cases constrain FRB models in which coherent radiation is emitted along the same axis as a GRB. We note that in model we present here, sGRBs may not be aligned along the same axis as the emitted coherent radio emission, thus non-detection of gamma rays may not preclude a NS-merger origin. Moreover, the authors disfavour FRB models where coherent radio emission is powered by the inspiral, as the predicted flux as a function of time is not compatible with the observed temporal morphology of the FRBs. This severely constrains the present models ability to reproduce FRB lightcurves (see discussion at the end of Sect. 4.1).

4.3 Gravitational wave events

NS merger events are also observable using gravitational wave (GW) detections of compact object mergers, where many of the rapid, multi-wavelength observing techniques discussed in Sect. 4.2 can be utilized. The fourth observing run (O4) of the GW detector network is expected to start in March 2023⁸.

4.3.1 Current generation

The three detectors of the third observing run (O3) will be operational during O4 at improved sensitivities: the two Advanced Laser Interferometer Gravitational-Wave Observatory (aLIGO; Abramovici et al. 1992; Abbott et al. 2009) detectors near their design sensitivities with a BNS range $D_{\text{BNS}} \approx 160 - 190$ Mpc, and the advanced Virgo (AdV; Caron et al. 1997) detector with $D_{\text{BNS}} \approx 80 - 115$ Mpc (Abbott et al. 2020). A fourth detector the Kamioka Gravitational Wave Detector (KAGRA; KAGRA Collaboration et al. 2019, 2022) will be starting operations as well but the anticipated sensitivity is limited with $D_{\text{BNS}} \approx 1 - 10$ Mpc. In Abbott et al. (2020), it is estimated that 10^{+52}_{-10} BNS detections will

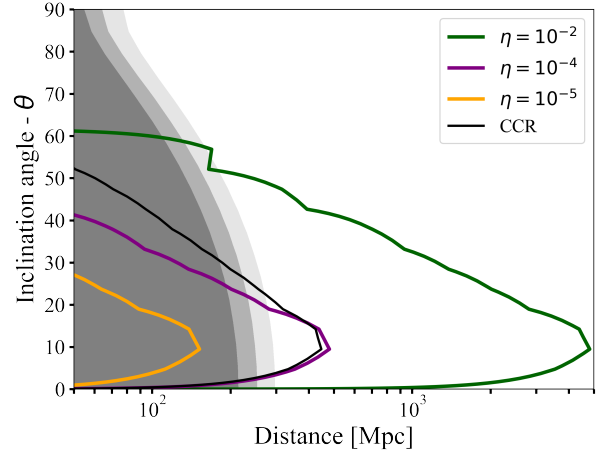


Figure 9. We show the inclination angle dependent observing horizon for SKA-mid for NS merger radio bursts powered by pulsar-like emission (for three efficiency values η , Sect. 3) and coherent curvature radiation (Sect. C). The apparently increase in horizon for $\eta = 10^{-2}$ at 50 deg is an artifact related to the way in which inclination angle dependent horizons are calculated. In the background grey are detection limits (assuming detections for SNR = 8) for the fourth observing run of 2nd generation gravitational wave instruments: LIGO (Hanford + Livingston) (darkest shade), LIGO-VIRGO (medium shade) and LIGO-VIRGO-KAGRA (lightest).

occur in O4 with a median 90% localisation area of 33 deg^2 . These predictions assume $D_{\text{BNS}} = 80$ Mpc for KAGRA, however this is likely well above the horizon that will be obtained in O4 for that detector. We therefore use a more likely 100 deg^2 for O4.

In this Section, we estimate the distance to which BNS GW signals can be detected, averaged over sky position but, not over the inclination angle, due to the strong inclination angle dependence of the pre-merger emission. We compute the inclination angle dependent GW signal-to-noise ratio (SNR), averaged over thirty random sky positions, using various GW detector network setups (see Figs. 9 and 10). We calculate the SNR with the *pycbc* Python package using the prescription of Cutler & Flanagan (1994), using the standards PSDs in *pycbc* for the current generation detectors (aLIGO, AdV, KAGRA) at design sensitivity. For the PSDs of future detectors (LIGO A+, LIGO Voyager, AdV+, KAGRA+, ET, CE), we follow Borhanian & Sathyaprakash (2022) and take them from *ce_curves.zip*⁹. For our template waveform h , we use the de facto standard waveform model for BNS mergers "IMRPhenomD_NRTidalv2" (Dietrich et al. 2019). We vary the component masses of the BNS merger but set the NS spins to zero.

4.3.2 Current generation

To make predictions for the fourth gravitational-wave observing run, we assume 10^{+52}_{-10} BNS gravitational wave detections all with localization area of 100 deg^2 as mentioned. The dispersion delay to the maximum BNS range of 190 Mpc ($z \approx 0.043$) is approximately 10 seconds at 144 MHz and 30 seconds at 80 MHz. This means

⁸ <https://observing.docs.ligo.org/plan/>

⁹ https://dcc.cosmicexplorer.org/public/0163/T2000007/005/ce_curves.zip

that although LOFAR would not be on source quick enough for pre-merger detection, we note that if LOFAR 2.0 can be on source within 10-15 seconds, precursor emission from NS mergers in O5 could be probed. However, MWA's quicker triggering time will probe the most distant events in O4, at least at the lowest frequencies. Assuming MWA is well-positioned to respond to half of all alerts (neglecting sensitivity drop off towards a non-optimal declination), this corresponds to 5 BNS events, where the large FoV means the entire localization region can be covered. Assuming a distance of 190 Mpc and $\eta = 10^{-2}$, MWA will be sensitive to emission for a surface magnetic field of $B_s \approx 4 \times 10^{13}$ G (assuming optimal viewing angle), therefore some limits attainable during the O4 run will be constraining for this model.

4.3.3 Next generation

After O4, all current detectors are planned to undergo significant upgrades towards the fifth observing run (O5). For the aLIGO detectors, this entails the A+ upgrade targeting a maximum $D_{\text{BNS}} \approx 325$ Mpc, similarly Adv will be upgraded to the Adv+ configuration with a maximum $D_{\text{BNS}} \approx 260$ Mpc (Abbott et al. 2020). KAGRA (Kuroda & LCGT Collaboration 2010; Kagra Collaboration et al. 2019) is expected to reach $D_{\text{BNS}} \approx 130$ Mpc and could potentially gain more sensitivity with the KAGRA+ upgrade. Furthermore, a fifth detector, LIGO-India, is planned to join the global GW network starting operations around ~2025 (Abbott et al. 2020). LIGO-India is expected to have identical specifications to the other two LIGO detectors and thus very similar sensitivity. Borhanian & Sathyaprakash (2022) make predictions for the scientific capabilities of such a five detector network at optimal sensitivity. They find that this network will detect around 200 BNS mergers per year with approximately six of those detections having a 90% localisation area of $\leq 1 \text{ deg}^2$, and the median 90% localization region is 9–12 deg^2 (Corsi et al. 2019).

As discussed in Section 4.2, LOFAR 2.0 will allow for faster triggering, and simultaneous imaging and beam-formed triggers, allowing it to probe a wider variety of the predicted radio emission associated with NS mergers. In terms of detecting millisecond radio bursts, beam-formed observations would allow improve sensitivity, as well as grant greater flexibility de-dispersion techniques. For gravitational wave events where the localization is general much poorer than GRBs, the one possible observing set-up would be to use the LOFAR Tied-Array All-Sky Survey (LOTAAS) survey (Sanidas et al. 2019) beam structure in addition to interferometric imaging beams. In this case, coherent tied-array beams cover 12 deg^2 allowing sensitive high time resolution searches, with additional incoherent beams providing lower sensitivity coverage up to 68 deg^2 . The latter of which were used for an FRB search in ter Veen et al. (2019) to achieve a fluence limit of approximately 1600 Jy ms. The larger field-of-view of the incoherent beams would allow better coverage of the localization region, where roughly half of the 90% localization region may be covered by incoherent beams, and a smaller portion by the tied-array beams. If LOFAR 2.0 can trigger within 15 seconds, the dispersion measure expected from the O5 observing horizon distance of ~ 300 Mpc, would be compatible with pre-merger detection. In this case, incoherent beams would be able to cover the entire localization region and probe emission from a $B_s = 10^{14}$ G merger, and the tied-array beam could cover a portion of the 1 deg^2 90% region, and be sensitive to lower magnetic field.

First light for SKA is predicted to be in 2027, when we expect a 5-detector network to be running with 200 mergers per year with a horizon of $D_{\text{BNS}} \approx 325$ Mpc, and a typical 10 deg^2 localization.

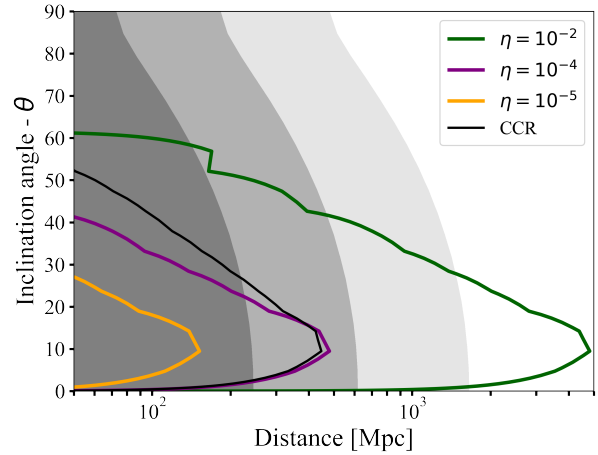


Figure 10. We show the inclination angle dependent observing horizon for SKA for NS merger radio bursts powered by pulsar-like emission (for three efficiency values η , Sect. 3) and coherent curvature radiation (black line, Sect. C). In the background grey are detection limits (assuming detections for SNR=8) for 2nd and 3rd generation gravitational wave instruments for single detector setups of LIGO+ (darkest shade), LIGO Voyager (medium shade) and the Einstein Telescope (lightest shade).

The dispersion delay to 150 MHz at 325 Mpc is approximately 15 seconds, and the delay across the entire 50-350 MHz band is ≈ 130 seconds. These values may be higher depending on the local source and Milky Way contributions. SKA1-low will be able to save ~ 30 seconds of raw voltage data per station. Assuming repointing can occur within 10 seconds upon receipt of a gravitational wave alert, pre-merger emission at low frequencies should be observed. Assuming $\eta = 10^{-2}$, SKA-low will be able to test the model presented here for NS mergers with $B_s = 10^{11}$ G for $D = 300$ Mpc, and therefore will be able to verify the model.

The capabilities of future post O5 GW detectors are promising, though speculative. LIGO Voyager, expected around 2030, will first upgrade the three LIGO detectors to a range of $D_{\text{BNS}} \approx 1$ Gpc (Adhikari et al. 2020). The Einstein Telescope (ET; Punturo et al. 2010) and Cosmic Explorer (CE; Abbott et al. 2017a) will instead be completely new, next generation GW detectors and bring tremendous, ten-fold increases in sensitivity. The definitive range of LIGO Voyager, ET and CE will strongly depend on the final design configurations, which are subject to uncertainty in the technological improvements reached in the next decade. Still, preliminary sensitivity curves exist for these future detectors and can give insight into their potential (Borhanian & Sathyaprakash 2022). A network of three LIGO Voyager detectors, Adv+ and KAGRA+ will detect on the order of 2000 BNS mergers per year with one percent of the detections having a 90% localisation area of $\leq 1 \text{ deg}^2$. Astonishingly, if three next generation detectors become operational, i.e. ET and two CEs, on the order of 300,000 BNS mergers will be detected per year with again, around one percent of the detections having a 90% localisation area of $\leq 1 \text{ deg}^2$ corresponding to roughly 2000 precisely localised BNS mergers per year. The inclination angle dependent horizons for these next-generation GW detectors are shown in Fig. 10.

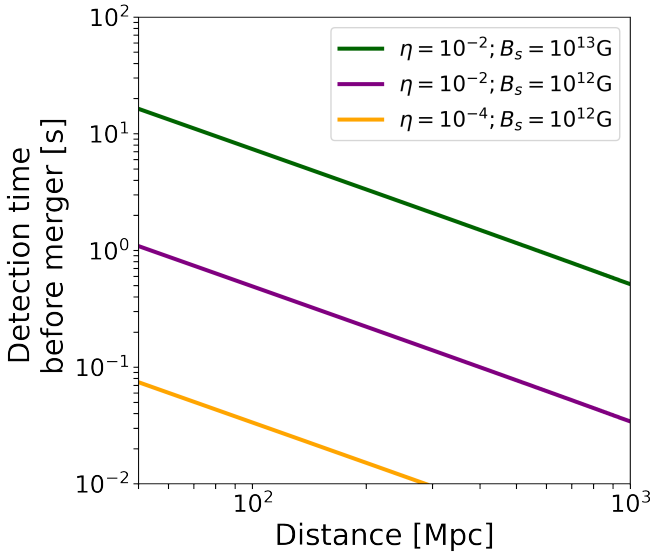


Figure 11. Expected detection time before the merger time in seconds, assuming an SKA fluence sensitivity of 1 mJy ms and averaging over phase dependence.

4.3.4 Other considerations

Pre-merger alerts will be issued by gravitational wave observatories in the coming observing runs (Chu et al. 2016; Magee & Borhanian 2022), and radio emission could be observable seconds before the merger event (Fig. 11). Assuming 100% duty cycle and design sensitivities, Magee & Borhanian (2022) find that during a four detector network O4/O5 run there will be 3.5 and 1.5 events per year that can be reported 1 second and 10 seconds before the merger respectively. For a five detector network during O5, these values rise to 30 and 15 events per year respectively. Such pre-merger alerts will be invaluable for radio observatories to begin slew and repointing, even if only approximate localizations can be provided in early reporting (Chu et al. 2016). Finally, we note that mergers that occur at a smaller distances (and therefore with shorter dispersion delays) will be detected with more GW detectors and therefore will have better localizations.

4.4 Gamma-ray burst radio afterglows

The relativistic jetted outflows powering sGRBs plough into the circumburst medium, resulting in shocks and particle acceleration. This particle acceleration leads to broadband synchrotron emission visible first at higher energies with X-ray telescopes and then at lower frequencies at later times (Rees & Meszaros 1992). Such afterglow emission usually detected during follow-up observations triggered by gamma-ray burst detectors, or occasionally as so-called ‘orphan’ afterglows without prompt gamma ray emission (Levinson et al. 2002; Ghirlanda et al. 2015; Law et al. 2018) or by follow-up observations of kilonovae (Ho et al. 2020; Andreoni et al. 2021a). It is expected that future radio facilities such as SKA-mid will detect afterglows both serendipitously during transient surveys, and in gravitational wave event follow-up (Dobie et al. 2021) to Gpc distances (Fig. 12). Prospects for detection of radio afterglows from compact object merger events is covered in much more detail,

including specific follow-up observing strategies, in the excellent work by Dobie et al. (2021), to which we refer the interested reader.

Late-time radio follow-up of non-repeating FRBs to look for persistent and long-term variable counterparts has been performed for a few well-localized sources. Bhandari et al. (2018) report on multi-wavelength and multi-messenger follow-up observations of four apparently non-repeating FRBs as discovered by the Parkes telescope. No radio afterglow emission was observed, although the large inferred luminosity distances (ranging from 4.8 Gpc to 17.2 Gpc) mean that afterglow emission would be difficult to detect. Similarly, Bhandari et al. (2020b) report on four FRBs localized by ASKAP and find no significant radio transient sources, and observed emission is attributed to the host galaxy. Lastly, Bhandari et al. (2020c) report on precursor and follow-up of a well-localized FRBs, again with a non-detection that cannot meaningfully constrain radio afterglow models.

To investigate whether the NS-NS merger origin of coherent radio bursts could be confirmed by detection of late-time afterglow emission, we used the python package AFTERGLOW.PY (Ryan et al. 2020). In Table 4.4, we list the assumed fiducial parameters for the radio afterglows as in Ryan et al. (2020), where reasonable values are chosen given multi-wavelength fits to GRB afterglows (e.g. Aksulu et al. 2022). In particular, the circumburst density n_0 is quite uncertain and has a large effect on the detectability horizon of radio afterglows and therefore we take a broad range of values of between 10^{-5} and 10^{-1} to give an approximate idea of the uncertainties involved. We consider both structured (gaussian) jets and tophat jets.

Parameter	Fiducial value	Meaning [units]
E_0	10^{53}	Isotropic-equivalent energy [erg]
θ_{core}	0.05	Half-opening angle [rad]
θ_{wing}	0.2	Wing angle for gaussian jet [rad]
n_0	10^{-5} - 10^{-1}	Circumburst density [cm^{-3}]
p	2.2	Electron energy powerlaw index
ϵ_e	0.1	Fraction of energy in electrons
ϵ_B	0.01	Fraction of energy in magnetic field
ξ_N	1.0	Fraction of electrons accelerated

4.4.1 Current generation

We find that for circumburst densities of 10^{-5} and 10^{-1} respectively, MeerKAT should be sensitive to many afterglows from NS-mergers from distances of 200 Mpc to 2 Gpc for gaussian jets (Fig. 12) and tophat jets (Fig. D1), assuming optimal magnetic obliquity for pre-merger radio bursts. For off-axis jets, the horizon is reduced drastically to 10-200 Mpc, dependent on the assumed afterglow parameters, in particular the circumburst medium density. One of the primary limitations with the current generation of instrumentation is the low number of localized one-off FRBs at distances close enough such that an afterglow can be definitively constrained.

4.4.2 Next generation

If $n_0 > 10^{-3}$, SKA-mid should be sensitive to almost all afterglows from NS-mergers that can power coherent bursts with fiducial efficiency and surface magnetic field values ($\eta = 10^{-2}$; $B_s = 10^{12}$ G), as shown in Figs. 13 & D2 for gaussian structured and tophat jets respectively. As we have shown in Sect. 4.1, it is unlikely that all non-repeating FRBs are powered by NS mergers. Nevertheless,

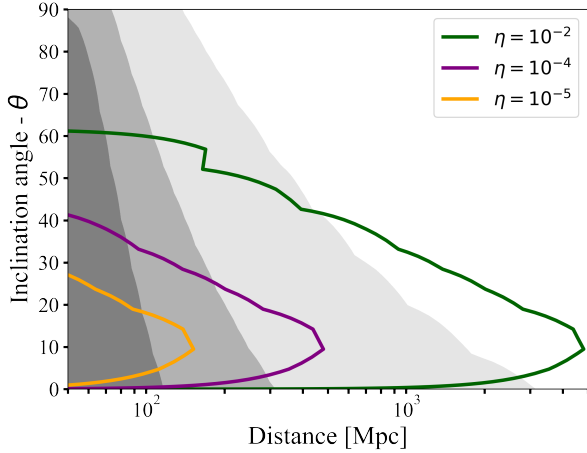


Figure 12. Background colours show MeerKAT detection horizons for peak flux of gaussian jets at $\nu = 1.43$ Hz assuming detection threshold of $700 \mu\text{Jy}$. Shades of gray correspond to varying circumburst densities (Darkest $n = 10^{-5}$; medium $n = 10^{-3}$; lightest $n = 10^{-1}$).

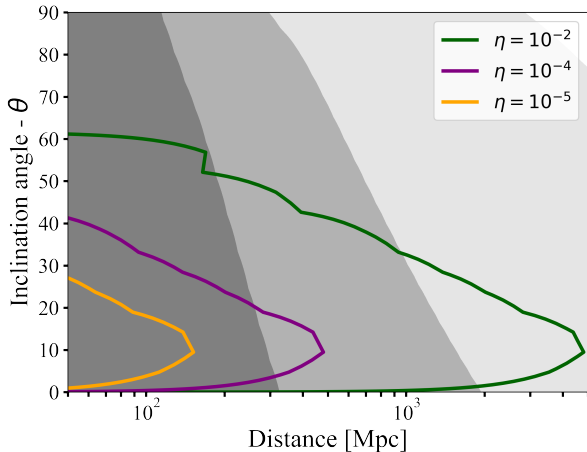


Figure 13. Background colours show SKA detection horizons for peak flux of gaussian jets at $\nu = 1.43$ Hz assuming detection threshold of $2 \mu\text{Jy}$. Shades of gray correspond to varying circumburst densities (Darkest $n = 10^{-5}$; medium $n = 10^{-3}$; lightest $n = 10^{-1}$). Coloured contours show viewing angle-dependent SKA detection horizon of pulsar-like coherent pre-merger emission assuming $\eta = 10^{-2}$, $B_s = 10^{12}\text{G}$.

follow-up radio campaigns to trigger sensitive observations on localized FRBs (hundreds per year with the CHIME/FRB outrigger and CHORD projects; Leung et al. 2021; Vanderlinde et al. 2019) could certainly confirm the NS-merger origin of Gpc coherent radio bursts by detecting late-time afterglow emission. We note that in our calculation, detection criteria depends only on the peak flux of the afterglow, and therefore well-timed observations with multiple epochs or frequencies would be required in practice to confirm an afterglow. Finally, if early-time triggered observations of CHIME localized FRBs are also performed, SKA may be sensitive to radio afterglow from maser-shock models of FRBs (Cooper et al. 2022), providing additional discovery space.

4.5 Kilonovae

An alternative method of identifying coherent radio bursts of NS merger origin (if the burst is sufficiently localized), is to perform optical follow-up in search of a kilonova counterpart. Thus far, optical follow-up of fast radio bursts has largely focused on well-localized repeating sources (Andreoni et al. 2019, 2020; Kilpatrick et al. 2021; Andreoni et al. 2021b), and not the one-off bursts discussed in this work. For non-repeating sources, Petroff et al. (2015) performed multi-wavelength follow-up, including optical facility DECAM, of FRB 140514 and were able to rule out supernovae and long GRB progenitor, but were not sensitive enough to rule out kilonova models. Marnoch et al. (2020) & Núñez et al. (2021) performed follow-up observations with the Very Large Telescope (VLT) and Las Cumbres Observatory Global Telescope (LCOGT) respectively on well-localized, one-off FRBs as discovered by ASKAP (Bhandari et al. 2018). Marnoch et al. (2020) find that it is unlikely that the bursts that were observed are coincident with Type Ia or Type II supernova explosions, and similarly Núñez et al. (2021) rule out bright supernovae. Neither work is able to rule out coincident kilonovae, due to a lack of sensitivity. Tominaga et al. (2018) report on optical follow-up with the Subaru/Hyper Suprime-Cam on week-long timescales of FRB 151230 and again find no evidence of Type Ia supernovae, but lack the sensitivity to probe kilonovae emission.

In order to examine this method of confirming a merger origin of one-off FRBs, particularly in expectation of many more localizations through the CHIME/FRB outrigger project (Leung et al. 2021; Vanderlinde et al. 2019) we make use of the kilonova model grid presented in Bulla (2019). The grid was generated via radiative transfer simulations sensitive to the viewing angle parameter, allowing viewing angle dependent lightcurve predictions. We select the kilonova model that best fits the GW170817 observations, with dynamic ejecta mass $M_{\text{dyn}} = 0.005 M_{\odot}$, disk wind ejecta mass $M_{\text{wind}} = 0.05 M_{\odot}$, and half opening angle of the lanthanide-rich dynamical ejecta component $\theta_{\text{core,kn}} = 30$ deg. In Figs. 14, D3 & D4 show viewing-angle dependent detector horizons for the GW170817-like kilonova model as observed by Zwicky Transient Facility (ZTF; Bellm et al. 2019) & Vera C. Rubin Observatory’s Legacy Survey of Space and Time (LSST; Ivezić et al. 2019) in g, r and i bands respectively. ZTF can detect kilonovae from NS-NS mergers to 100–200 Mpc, and LSST to ≈ 1 Gpc, with a modest drop off for highly inclined viewing angles. As in the previous section, we suggest that sensitive optical follow-up of close-by (low DM) one-off FRBs, or those with quasi-periodic structure (timescale of the orbital period of short separation binaries $\sim 1\text{ms}$) may yield a kilonova detection that could confirm NS-merger origin. For well-localized one-off FRBs, as expected in 2023 with the CHIME outrigger project, pointed target-of-opportunity optical observations may probe kilonova at cosmological distances. In lieu of triggered observations, large FoV optical survey data (e.g. ZTF) could also be searched for kilonova-like emission on the position of reported one-off FRBs.

5 DISCUSSION

5.1 Binary evolution of highly magnetized NS mergers

The evolution of a neutron star’s magnetic field is complicated, making it difficult to estimate the surface magnetic field strength at the time of merger (see Igoshev et al. (2021) for a recent review). Observable emission through the mechanism described in this work requires one of the two merging neutron stars to have a

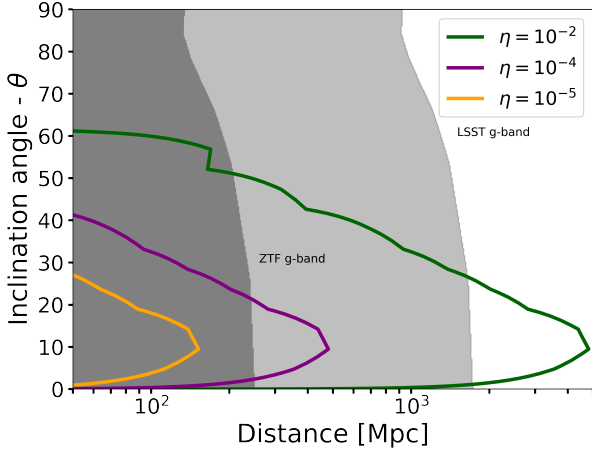


Figure 14. Background colours show ZTF and LSST g-band (darker and lighter shades respectively) detection horizons for peak flux of GW170817-like kilonovae models using models from Bulla (2019). Coloured contours show viewing angle-dependent SKA detection horizon of pulsar-like coherent pre-merger emission assuming $\eta = 10^{-2}$, $B_s = 10^{12}$ G.

surface magnetic field $B_s \gtrsim 10^{12}$ G for detection of precursor emission. Traditional binary evolution channels for NS-NS mergers (e.g. Bhattacharya & van den Heuvel 1991) suggest that these systems take 100 Myr-Gyr to merge due to gravitational radiation (Tauris et al. 2017). It is expected from evolutionary arguments that one old, recycled $\approx 10^9$ G millisecond pulsar will merge with a younger, more slowly spinning 10^{12} G neutron star (Bhattacharya & van den Heuvel 1991), as is observed in Galactic double pulsar systems (Burgay et al. 2003; Lyne et al. 2004).

The characteristic lifetime of a pulsar is:

$$\tau = \frac{P}{\dot{P}} \propto \frac{P^2}{B_s^2} \quad (29)$$

where P is the spin period, \dot{P} is the spin period time derivative, B_s is the surface magnetic field. In Eq. (29) we have used the fact that the characteristic magnetic field of a neutron star is $B_s \propto P^{1/2} \dot{P}^{1/2}$, and the spin down luminosity $L \propto P^{-3} \dot{P} \propto B_s^2 P^{-4}$. We know of around 25 magnetar strength neutron stars in the Galaxy, with typical periods and magnetic fields $P = 10$ s and $B_s = 10^{14}$ G, in contrast to approximately 2500 non-recycled radio pulsars with $P \approx 1$ s and $B_s = 10^{12}$ G. Assuming spin-down occurs on the characteristic timescale of Eq. (29), this implies the birthrate of 10^{12} G and 10^{14} G neutron stars may be of the same order of magnitude (see also Beniamini et al. 2019). A highly magnetized neutron star's magnetic field are thought to decay primarily through Ohmic decay and Hall drift (Goldreich & Reisenegger 1992), where typical timescales are on the order of 100s Myr. This within a factor of 3 of the merger timescale of the Hulse-Taylor neutron star binary system (Weisberg et al. 1981). We therefore may not necessarily expect the field to substantially decay before the merger, and a portion of NS mergers likely contain a highly magnetized neutron star as required for bright FRB-like emission during the inspiral 4.1. The possibility that high magnetic field neutron stars may retain strong fields for at least 10-100s Myrs is bolstered by recent discoveries of ultra-long period magnetars (Hurley-Walker et al. 2022; Caleb et al. 2022), as well as theoretical work on spin period evolution of highly magnetized neutron stars (Beniamini et al. 2020, 2022).

Moreover, alternative evolutionary channels have been proposed in which one NS may be much younger during merger, and share properties with observed Galactic magnetars. To explain the observed short-period low-mass X-ray binaries, Kalogera (1998) suggested that some initially wide binaries could be brought together by the supernova kick itself, in a formation channel known as direct supernova. Very wide binaries would bypass the common envelope phase during the first supernova, and a small proportion of these systems would undergo a fortuitous kick resulting in a tight orbital separation. Voss & Tauris (2003) noted that if the first supernova kick results in a close X-ray binary, and the second star's demise also results in a NS, the resulting compact object binary could have a relatively small separation and thus could merge relatively quickly. They estimate that up to 5% of all NS-NS mergers could be produced in this way. Specifically, they predict a small number of NS-NS mergers requiring just 10^{2-4} yrs to merge, which may imply a subset of mergers containing young, highly magnetized neutron stars. Furthermore, in Vigna-Gómez et al. (2018), the authors' fiducial model contains a few NS-NS binaries created with periods of around 10^{-2} days, representing systems that would merge in 10^{2-4} years. These outliers represent just a few systems in a simulation containing $\sim 10^3$ binaries, and the authors note they are the product of fortuitous kicks as discussed in Kalogera (1998). Another possible evolutionary channel leading to a fast merger time was proposed by Dewi & Pols (2003). In this scenario, a binary containing a $2.8 - 6.4 M_\odot$ helium star and a NS could produce a NS-NS binary with very short periods ($P \sim 0.01$ days), if the NS has sufficient time to spiral in the helium stars' envelope before core collapse. Various models in Dewi & Pols (2003) suggest merger timescales of between 10^4 and 10^6 yrs, such that a significant magnetic field may still be present. We note that dynamical channels such as N-body interactions in globular clusters that may significantly contribute to BH-BH merger events, are disfavoured to contribute to the rate of lower mass compact object mergers such as NS-NS and NS-BH events (Ye et al. 2020).

5.2 Neutron star - black hole mergers

The model outlined in this paper required the presence of a magnetized NS merging with an object that acts as a conductor, which we have assumed throughout to be a secondary, less magnetized NS. However, a stellar-mass BH will also act as conductor and result in similar emission. The rates of NS-BH mergers are generally thought to be lower than NS-NS mergers (Mandel & Broekgaarden 2021), however typical binary evolution suggests that the NS in a NS-BH merger would be highly magnetized. This is because the more massive star in a binary has a shorter lifetime, will undergo supernovae first and is more likely to result in a BH, such that the younger compact object is the (unrecycled) NS. Therefore such systems may still contribute significantly to the volumetric rate of coherent bursts from compact object mergers, and will also emit multi-wavelength and multi-messenger signals discussed in Section 4 that can provide paths for detection (McWilliams & Levin 2011; Boersma & van Leeuwen 2022). Lastly, the gravitational wave detection horizon for NS-BH mergers is larger than for NS-NS mergers by a factor of 2 (for a recent detection see Abbott et al. 2021), which may allow automatic triggering of buffer boards or observations on

a much larger number of gravitational wave events than discussed in Section 4.3¹⁰.

6 CONCLUSIONS

We have presented an model for coherent pre-merger bursts from NS mergers, based on an adapted version of the model presented by Lyutikov (2019) (Section 2). We primarily consider pulsar-like emission expected as the inspiral revives electromagnetic conditions required for gap particle acceleration. We find that bursts are observable to Mpc - Gpc distances depending on the efficiency, if the mechanism operates maximally ($E_{\text{gap}} = E_{\parallel}$) and one NS has a significant magnetic field $B_s \approx 10^{12} \text{G}$ as expected from evolutionary arguments (Section 3). Radio emission is emitted along magnetic field lines, and the inclination angle between the background dipole magnetic field of the primary NS determines the set of observers for whom the radio burst is visible. (Section 3.5). Coherent precursor bursts can be distinguished from FRBs from other sources by way confirmation of modulation on the orbital period and characteristic flux increase, which may aid in inferring properties of merging neutron stars (Section 3.6). We have made predictions for detecting these bursts through fast radio burst surveys and triggered observations of short gamma-ray bursts and gravitational wave events (Section 4). We further suggest follow-up of some fast radio bursts in the optical and radio wavelengths to confirm merger origin. Our main observational conclusions are listed below:

- (i) Coherent pre-merger emission is directed along the magnetic field lines of the primary magnetized neutron star, and will be detected by multi-wavelength & multi-messenger campaigns with next generation of instruments, particularly if the magnetic obliquity of the system is $\alpha_{\text{B,orb}} \gtrsim 45$
- (ii) Coherent emission is expected to turn on at a time $t \approx 10^3 B_{s,12}$ seconds before merger
- (iii) A sub-population of CHIME/FRB detected bursts may involve mergers with 10^{14}G fields (Section 4.1)
- (iv) DSA-2000 and SKA FRB surveys will detect tens of bursts per year assuming fiducial parameters $\eta_{-2} B_{s,12}^2$ (Section 4.1)
- (v) Triggered observations of sGRBs and GW events by MWA & LOFAR have already probed the most optimistic pre-merger emission parameters, and LOFAR 2.0 & especially SKA will detect fiducial emission (Sections 4.2 & 4.3)
- (vi) Late-time observations in optical and radio of low redshift, localized one-off FRBs with quasi-periodic or increasing temporal structure is highly recommended (Section 4.4 & 4.5)

ACKNOWLEDGEMENTS

We would like to thank the referee for providing useful comments which improved the clarity of this work. AJC would like to thank Pragma Chawla for explaining the specifics of the CHIME/FRB pipeline and the anticipated specifications of CHORD. AJC also acknowledges useful discussions with Pawan Kumar, and with Jason Hessels about FRB searches with LOFAR (2.0) & SKA.

AJC is supported by the Netherlands Research School for Astronomy (NOVA). OG acknowledges ASPIRE¹¹ 2021 at the Anton

Pannekoek Institute (API) for supporting part of this research. OMB acknowledges funding through Vici research program 'ARGO' with project number 639.043.815, financed by the Dutch Research Council (NWO). Research visits that contributed to this work were funded by the Leids Kerkhoven-Bosscha Fonds (LKBF). ZW is supported by the Fermi Guest Investigator program and the NASA Theory Program. The material is based upon work supported by NASA under award number 80GSFC21M0002. KG acknowledges Australian Research Council (ARC) grant DP200102243.

DATA AVAILABILITY

A reproduction package providing the scripts required to reproduce the figures of this paper will be available upon publication.

REFERENCES

- Abbott B. P., et al., 2009, *Reports on Progress in Physics*, **72**, 076901
- Abbott B. P., et al., 2017a, *Classical and Quantum Gravity*, **34**, 044001
- Abbott B. P., et al., 2017b, *Phys. Rev. Lett.*, **119**, 161101
- Abbott B. P., et al., 2017c, *ApJ*, **848**, L12
- Abbott B. P., et al., 2017d, *ApJ*, **848**, L13
- Abbott B. P., et al., 2018, *Phys. Rev. Lett.*, **121**, 161101
- Abbott B. P., et al., 2020, *Living Reviews in Relativity*, **23**, 3
- Abbott R., et al., 2021, *ApJ*, **915**, L5
- Abdo A. A., et al., 2013, *ApJS*, **208**, 17
- Abramovici A., et al., 1992, *Science*, **256**, 325
- Adhikari R. X., et al., 2020, *Classical and Quantum Gravity*, **37**, 165003
- Aksulu M. D., Wijers R. A. M. J., van Eerten H. J., van der Horst A. J., 2022, *MNRAS*, **511**, 2848
- Alexander K. D., et al., 2017, *ApJ*, **848**, L21
- Amaro-Seoane P., et al., 2017, arXiv e-prints, p. arXiv:1702.00786
- Anderson G. E., et al., 2018, *MNRAS*, **473**, 1512
- Anderson G. E., et al., 2021a, *Publ. Astron. Soc. Australia*, **38**, e026
- Anderson G. E., et al., 2021b, *MNRAS*, **503**, 4372
- Andreoni I., et al., 2019, *PASP*, **131**, 068004
- Andreoni I., et al., 2020, *ApJ*, **896**, L2
- Andreoni I., et al., 2021a, *ApJ*, **918**, 63
- Andreoni I., Roestel J. v., Graham M., Sollerman J., 2021b, *The Astronomer's Telegram*, **14666**, 1
- Arons J., Barnard J. J., 1986, *ApJ*, **302**, 120
- Arzoumanian Z., Chernoff D. F., Cordes J. M., 2002, *ApJ*, **568**, 289
- Bannister K. W., Murphy T., Gaensler B. M., Reynolds J. E., 2012, *ApJ*, **757**, 38
- Baring M. G., Wadiasingh Z., Gonthier P. L., 2011, *ApJ*, **733**, 61
- Barthelmy S. D., et al., 1998, in Meegan C. A., Preece R. D., Koshut T. M., eds, *American Institute of Physics Conference Series Vol. 428, Gamma-Ray Bursts*, 4th Huntsville Symposium. pp 99–103, doi:10.1063/1.55426
- Bellm E. C., et al., 2019, *PASP*, **131**, 018002
- Beloborodov A. M., 2017, *ApJ*, **843**, L26
- Beloborodov A. M., 2021, *ApJ*, **921**, 92
- Beniamini P., Hotokezaka K., van der Horst A., Kouveliotou C., 2019, *MNRAS*, **487**, 1426
- Beniamini P., Wadiasingh Z., Metzger B. D., 2020, *MNRAS*, **496**, 3390
- Beniamini P., Wadiasingh Z., Hare J., Rajwade K., Younes G., van der Horst A. J., 2022, arXiv e-prints, p. arXiv:2210.09323
- Berger E., 2014, *ARA&A*, **52**, 43
- Bhandari S., et al., 2018, *MNRAS*, **475**, 1427
- Bhandari S., et al., 2020a, *ApJ*, **895**, L37
- Bhandari S., et al., 2020b, *ApJ*, **895**, L37
- Bhandari S., et al., 2020c, *ApJ*, **901**, L20
- Bhandari S., et al., 2022, *AJ*, **163**, 69
- Bhattacharya D., van den Heuvel E. P. J., 1991, *Phys. Rep.*, **203**, 1
- Bildsten L., Cutler C., 1992, *ApJ*, **400**, 175

¹⁰ <https://dcc.ligo.org/public/0161/P1900218/002/SummaryForObservers.pdf>

¹¹ <https://aspire.science.uva.nl/>

- Blinnikov S. I., Novikov I. D., Perevodchikova T. V., Polnarev A. G., 1984, *Soviet Astronomy Letters*, **10**, 177
- Bochenek C. D., McKenna D. L., Belov K. V., Kocz J., Kulkarni S. R., Lamb J., Ravi V., Woody D., 2020, *PASP*, **132**, 034202
- Boersma O. M., van Leeuwen J., 2022, arXiv e-prints, p. arXiv:2202.02181
- Borhanian S., Sathyaprakash B. S., 2022, arXiv e-prints, p. arXiv:2202.11048
- Braun R., Bonaldi A., Bourke T., Keane E., Wagg J., 2019, arXiv e-prints, p. arXiv:1912.12699
- Bulla M., 2019, *MNRAS*, **489**, 5037
- Burgay M., et al., 2003, *Nature*, **426**, 531
- Burns E., Connaughton V., Zhang B.-B., Lien A., Briggs M. S., Goldstein A., Pelassa V., Troja E., 2016, *ApJ*, **818**, 110
- CHIME/FRB Collaboration et al., 2018, *ApJ*, **863**, 48
- CHIME/FRB Collaboration et al., 2021, *ApJS*, **257**, 59
- Caleb M., et al., 2022, *Nature Astronomy*,
- Callister T., et al., 2017, GRB Coordinates Network, **21680**, 1
- Caraveo P. A., 2014, *Annual Review of Astronomy and Astrophysics*, **52**, 211
- Caron B., et al., 1997, *Nuclear Physics B Proceedings Supplements*, **54**, 167
- Charisi M., Márka S., Bartos I., 2015, *MNRAS*, **448**, 2624
- Chawla P., et al., 2022, *ApJ*, **927**, 35
- Chime/Frb Collaboration et al., 2020, *Nature*, **582**, 351
- Chu Q., Howell E. J., Rowlinson A., Gao H., Zhang B., Tingay S. J., Boër M., Wen L., 2016, *MNRAS*, **459**, 121
- Clark J. P. A., Eardley D. M., 1977, *ApJ*, **215**, 311
- Connor L., et al., 2021, *PASP*, **133**, 075001
- Cooper A. J., Wijers R. A. M. J., 2021, *MNRAS*, **508**, L32
- Cooper A. J., et al., 2022, *MNRAS*,
- Coppin P., de Vries K. D., van Eijndhoven N., 2020, *Phys. Rev. D*, **102**, 103014
- Cordes J. M., Lazio T. J. W., 2002, arXiv e-prints, pp astro-ph/0207156
- Corsi A., et al., 2019, arXiv e-prints, p. arXiv:1903.10589
- Cutler C., Flanagan É. E., 1994, *Phys. Rev. D*, **49**, 2658
- Dai Z. G., Wang J. S., Wu X. F., Huang Y. F., 2016, *The Astrophysical Journal*, **829**, 27
- Daugherty J. K., Harding A. K., 1982, *ApJ*, **252**, 337
- Daugherty J. K., Harding A. K., 1996, *ApJ*, **458**, 278
- Day C. K., Deller A. T., James C. W., Lenc E., Bhandari S., Shannon R. M., Bannister K. W., 2021, *Publ. Astron. Soc. Australia*, **38**, e050
- DeLaunay J., Tohuvavohu A., 2021, arXiv e-prints, p. arXiv:2111.01769
- Dewdney P. E., Hall P. J., Schilizzi R. T., Lazio T. J. L. W., 2009, *IEEE Proceedings*, **97**, 1482
- Dewi J. D. M., Pols O. R., 2003, *MNRAS*, **344**, 629
- Dietrich T., Samajdar A., Khan S., Johnson-McDaniel N. K., Dudi R., Tichy W., 2019, *Phys. Rev. D*, **100**, 044003
- Dobie D., et al., 2018, *ApJ*, **858**, L15
- Dobie D., Murphy T., Kaplan D. L., Hotokezaka K., Bonilla Ataides J. P., Mahony E. K., Sadler E. M., 2021, *MNRAS*, **505**, 2647
- Eggleton P. P., 1983, *ApJ*, **268**, 368
- Eichler D., Livio M., Piran T., Schramm D. N., 1989, *Nature*, **340**, 126
- Fong W., Berger E., 2013, *ApJ*, **776**, 18
- Fong W., et al., 2012, *ApJ*, **756**, 189
- Gehrels N., et al., 2004, *ApJ*, **611**, 1005
- Ghirlanda G., et al., 2015, *A&A*, **578**, A71
- Ghirlanda G., et al., 2019, *Science*, **363**, 968
- Ghisellini G., Locatelli N., 2018, *A&A*, **613**, A61
- Goldreich P., Lynden-Bell D., 1969, *ApJ*, **156**, 59
- Goldreich P., Reisenegger A., 1992, *ApJ*, **395**, 250
- Goldstein A., et al., 2017, *ApJ*, **848**, L14
- Gompertz B. P., Levan A. J., Tanvir N. R., 2020, *ApJ*, **895**, 58
- Gonthier P. L., Harding A. K., 1994, *ApJ*, **425**, 767
- Gourdji K., Rowlinson A., Wijers R. A. M. J., Goldstein A., 2020, *MNRAS*, **497**, 3131
- Gourdji K., Rowlinson A., Wijers R. A. M. J., Broderick J. W., Shulevski A., Jonker P. G., 2022, *MNRAS*, **509**, 5018
- Green D. A., et al., 1995, *Ap&SS*, **231**, 281
- Hallinan G., et al., 2017, *Science*, **358**, 1579
- Hallinan G., et al., 2019, in *Bulletin of the American Astronomical Society*, p. 255 (arXiv:1907.07648)
- Hancock P. J., et al., 2019, *Publ. Astron. Soc. Australia*, **36**, e046
- Hansen B. M. S., Lyutikov M., 2001, *MNRAS*, **322**, 695
- Harding A. K., Muslimov A. G., 2011, *ApJ*, **743**, 181
- Hashimoto T., et al., 2020a, *MNRAS*, **497**, 4107
- Hashimoto T., et al., 2020b, *MNRAS*, **498**, 3927
- Heintz K. E., et al., 2020, *ApJ*, **903**, 152
- Ho A. Y. Q., et al., 2020, *ApJ*, **905**, 98
- Hurley-Walker N., et al., 2022, *Nature*, **601**, 526
- Igoshev A. P., Popov S. B., Hollerbach R., 2021, *Universe*, **7**, 351
- Ioka K., 2003, *ApJ*, **598**, L79
- Ivezić Ž., et al., 2019, *ApJ*, **873**, 111
- James C. W., Anderson G. E., Wen L., Bosveld J., Chu Q., Kovalam M., Slaven-Blair T. J., Williams A., 2019, *MNRAS*, **489**, L75
- James C. W., Prochaska J. X., Macquart J. P., North-Hickey F. O., Bannister K. W., Dunning A., 2022, *MNRAS*, **510**, L18
- Japelj J., et al., 2019, GRB Coordinates Network, **24916**, 1
- Jonas J., MeerKAT Team 2016, in *MeerKAT Science: On the Pathway to the SKA*, p. 1
- Joseph A., et al., 2021, *ApJ*, **923**, 2
- KAGRA Collaboration et al., 2019, *Nature Astronomy*, **3**, 35
- KAGRA Collaboration et al., 2022, arXiv e-prints, p. arXiv:2203.07011
- Kagra Collaboration et al., 2019, *Nature Astronomy*, **3**, 35
- Kalapothisarakos C., Harding A. K., Kazanas D., Wadiasingh Z., 2019, *ApJ*, **883**, L4
- Kalapothisarakos C., Wadiasingh Z., Harding A. K., Kazanas D., 2022, arXiv e-prints, p. arXiv:2203.13276
- Kalogera V., 1998, *ApJ*, **493**, 368
- Kasen D., Metzger B., Barnes J., Quataert E., Ramirez-Ruiz E., 2017, *Nature*, **551**, 80
- Katz J. I., 2014, *Phys. Rev. D*, **89**, 103009
- Katz J. I., 2016, *ApJ*, **826**, 226
- Katz J. I., 2018, *MNRAS*, **481**, 2946
- Keane E. F., Stappers B. W., Kramer M., Lyne A. G., 2012, *MNRAS*, **425**, L71
- Keane E. F., et al., 2016, *Nature*, **530**, 453
- Kilpatrick C. D., et al., 2021, *ApJ*, **907**, L3
- Kumar P., Bošnjak Ž., 2020, *MNRAS*, **494**, 2385
- Kumar P., Lu W., Bhattacharya M., 2017, *MNRAS*, **468**, 2726
- Kuroda K., LCGT Collaboration 2010, *Classical and Quantum Gravity*, **27**, 084004
- Lai D., 2012, *ApJ*, **757**, L3
- Lattimer J. M., 2019, *Universe*, **5**, 159
- Lattimer J. M., Schramm D. N., 1974, *ApJ*, **192**, L145
- Law C. J., Gaensler B. M., Metzger B. D., Ofek E. O., Sironi L., 2018, *ApJ*, **866**, L22
- Lazzati D., 2005, *MNRAS*, **357**, 722
- Lazzati D., Perna R., Morsony B. J., Lopez-Camara D., Cantiello M., Ciolfi R., Giacomazzo B., Workman J. C., 2018, *Phys. Rev. Lett.*, **120**, 241103
- Leung C., et al., 2021, *AJ*, **161**, 81
- Levinson A., Ofek E. O., Waxman E., Gal-Yam A., 2002, *ApJ*, **576**, 923
- Li L.-X., Paczyński B., 1998, *ApJ*, **507**, L59
- Lipunov V. M., Panchenko I. E., 1996, *A&A*, **312**, 937
- Lorimer D. R., Bailes M., McLaughlin M. A., Narkevic D. J., Crawford F., 2007, *Science*, **318**, 777
- Lu W., Kumar P., 2018, *MNRAS*, **477**, 2470
- Lu W., Kumar P., 2019, *MNRAS*, **483**, L93
- Lu W., Piro A. L., 2019, *ApJ*, **883**, 40
- Lu W., Kumar P., Zhang B., 2020, *MNRAS*, **498**, 1397
- Luo R., Men Y., Lee K., Wang W., Lorimer D. R., Zhang B., 2020, *MNRAS*, **494**, 665
- Lyne A. G., et al., 2004, *Science*, **303**, 1153
- Lyubarsky Y., 2021, *Universe*, **7**, 56
- Lyutikov M., 2019, *MNRAS*, **483**, 2766
- Macquart J.-P., et al., 2010, *Publ. Astron. Soc. Australia*, **27**, 272
- Magee R., Borhanian S., 2022, arXiv e-prints, p. arXiv:2201.11841
- Mandel I., Broekgaarden F. S., 2021, arXiv e-prints, p. arXiv:2107.14239

- Marnoch L., et al., 2020, *A&A*, **639**, A119
- Marsh T. R., et al., 2016, *Nature*, **537**, 374
- McWilliams S. T., Levin J., 2011, *ApJ*, **742**, 90
- Medvedev M. V., Loeb A., 2013, *MNRAS*, **431**, 2737
- Meegan C., et al., 2009, *ApJ*, **702**, 791
- Melrose D. B., 2017, *Reviews of Modern Plasma Physics*, **1**, 5
- Metzger B. D., Berger E., 2012, *ApJ*, **746**, 48
- Metzger B. D., Zivancev C., 2016, *MNRAS*, **461**, 4435
- Michilli D., et al., 2021, *ApJ*, **910**, 147
- Mooley K. P., et al., 2018, *Nature*, **554**, 207
- Moortgat J., Kuijpers J., 2006, *MNRAS*, **368**, 1110
- Most E. R., Philippov A. A., 2020, *ApJ*, **893**, L6
- Most E. R., Philippov A. A., 2022, arXiv e-prints, p. [arXiv:2205.09643](#)
- Nan R., 2006, *Science in China: Physics, Mechanics and Astronomy*, **49**, 129
- Niu C.-H., et al., 2021, *ApJ*, **909**, L8
- Núñez C., et al., 2021, *A&A*, **653**, A119
- Palenzuela C., Lehner L., Ponce M., Liebling S. L., Anderson M., Neilsen D., Motl P., 2013, *Phys. Rev. Lett.*, **111**, 061105
- Pastor-Marazuela L., et al., 2022, arXiv e-prints, p. [arXiv:2202.08002](#)
- Paterson K., et al., 2020, *ApJ*, **898**, L32
- Peters P. C., 1964, *Phys. Rev.*, **136**, B1224
- Petroff E., et al., 2015, *MNRAS*, **447**, 246
- Petroff E., et al., 2016, *Publ. Astron. Soc. Australia*, **33**, e045
- Petroff E., Hessels J. W. T., Lorimer D. R., 2021, arXiv e-prints, p. [arXiv:2107.10113](#)
- Philippov A., Timokhin A., Spitkovsky A., 2020, *Phys. Rev. Lett.*, **124**, 245101
- Pian E., et al., 2017, *Nature*, **551**, 67
- Piro A. L., 2012, *ApJ*, **755**, 80
- Pleunis Z., et al., 2021a, *ApJ*, **911**, L3
- Pleunis Z., et al., 2021b, *ApJ*, **923**, 1
- Popov S. B., Postnov K. A., 2013, arXiv e-prints, p. [arXiv:1307.4924](#)
- Prasad P., et al., 2016, *Journal of Astronomical Instrumentation*, **5**, 1641008
- Punturo M., et al., 2010, *Classical and Quantum Gravity*, **27**, 194002
- Rankin J. M., 1993, *ApJ*, **405**, 285
- Ravi V., 2019, *Nature Astronomy*, **3**, 928
- Rees M. J., Meszaros P., 1992, *MNRAS*, **258**, 41
- Roberts L. F., Kasen D., Lee W. H., Ramirez-Ruiz E., 2011, *ApJ*, **736**, L21
- Rowlinson A., O'Brien P. T., Metzger B. D., Tanvir N. R., Levan A. J., 2013, *MNRAS*, **430**, 1061
- Rowlinson A., et al., 2019, *MNRAS*, **490**, 3483
- Rowlinson A., et al., 2021, *MNRAS*, **506**, 5268
- Ruderman M. A., Sutherland P. G., 1975, *ApJ*, **196**, 51
- Ryan G., van Eerten H., Piro L., Troja E., 2020, *ApJ*, **896**, 166
- Sagiv A., Waxman E., 2002, *ApJ*, **574**, 861
- Sanidas S., et al., 2019, *A&A*, **626**, A104
- Sari R., Piran T., Halpern J. P., 1999, *ApJ*, **519**, L17
- Soderberg A. M., et al., 2006, *ApJ*, **650**, 261
- Spitler L. G., et al., 2014, *ApJ*, **790**, 101
- Sridhar N., Zrake J., Metzger B. D., Sironi L., Giannios D., 2021, *MNRAS*, **501**, 3184
- Sturrock P. A., 1971, *ApJ*, **164**, 529
- Suvorov A. G., Kokkotas K. D., 2019, *MNRAS*, **488**, 5887
- Suvorov A. G., Kokkotas K. D., 2020, *Phys. Rev. D*, **101**, 083002
- Suvorov A. G., Kuan H.-J., Kokkotas K. D., 2022, arXiv e-prints, p. [arXiv:2205.11112](#)
- Tanvir N. R., et al., 2017, *ApJ*, **848**, L27
- Tauris T. M., et al., 2017, *ApJ*, **846**, 170
- The CHIME/FRB Collaboration et al., 2021, arXiv e-prints, p. [arXiv:2107.08463](#)
- Thornton D., et al., 2013, *Science*, **341**, 53
- Tian J., et al., 2022, *Publ. Astron. Soc. Australia*, **39**, e003
- Timokhin A. N., 2010, *MNRAS*, **408**, 2092
- Timokhin A. N., Arons J., 2013, *MNRAS*, **429**, 20
- Timokhin A. N., Harding A. K., 2015, *ApJ*, **810**, 144
- Timokhin A. N., Harding A. K., 2019, *ApJ*, **871**, 12
- Tingay S. J., et al., 2013, *Publ. Astron. Soc. Australia*, **30**, e007
- Tohuvavohu A., Kennea J. A., DeLaunay J., Palmer D. M., Cenko S. B., Barthelmy S., 2020, *ApJ*, **900**, 35
- Tominaga N., et al., 2018, *PASJ*, **70**, 103
- Torchinsky S. A., Broderick J. W., Gunst A., Faulkner A. J., van Cappellen W., 2016, arXiv e-prints, p. [arXiv:1610.00683](#)
- Totani T., 2013, *PASJ*, **65**, L12
- Tremblay S. E., et al., 2015, *Publ. Astron. Soc. Australia*, **32**, e005
- Troja E., Rosswog S., Gehrels N., 2010, *ApJ*, **723**, 1711
- Tsang D., Read J. S., Hinderer T., Piro A. L., Bondarescu R., 2012, *Phys. Rev. Lett.*, **108**, 011102
- Tyson J. A., 2002, in Tyson J. A., Wolff S., eds, *Society of Photo-Optical Instrumentation Engineers (SPIE) Conference Series Vol. 4836, Survey and Other Telescope Technologies and Discoveries*. pp 10–20 ([arXiv:astro-ph/0302102](#)), doi:[10.1117/12.456772](#)
- Usov V. V., Katz J. I., 2000, *A&A*, **364**, 655
- Vanderlinde K., et al., 2019, in *Canadian Long Range Plan for Astronomy and Astrophysics White Papers*. p. 28 ([arXiv:1911.01777](#)), doi:[10.5281/zenodo.3765414](#)
- Vietri M., 1996, *ApJ*, **471**, L95
- Vigna-Gómez A., et al., 2018, *MNRAS*, **481**, 4009
- Voisin G., Mottez F., Zarka P., 2021, *MNRAS*, **508**, 2079
- Voss R., Tauris T. M., 2003, *MNRAS*, **342**, 1169
- Wadiasingh Z., Chirenti C., 2020, *ApJ*, **903**, L38
- Wadiasingh Z., Timokhin A., 2019, *ApJ*, **879**, 4
- Wadiasingh Z., Baring M. G., Gonthier P. L., Harding A. K., 2018, *ApJ*, **854**, 98
- Wadiasingh Z., Beniamini P., Timokhin A., Baring M. G., van der Horst A. J., Harding A. K., Kazanas D., 2020, *ApJ*, **891**, 82
- Wang J.-S., Yang Y.-P., Wu X.-F., Dai Z.-G., Wang F.-Y., 2016, *The Astrophysical Journal*, **822**, L7
- Wasserman L., Shapiro S. L., 1983, *ApJ*, **265**, 1036
- Weisberg J. M., Taylor J. H., Fowler L. A., 1981, *Scientific American*, **245**, 74
- Williams P. K. G., Berger E., 2016, *ApJ*, **821**, L22
- Williams R. D., Seaman R., 2006, in Gabriel C., Arviset C., Ponz D., Enrique S., eds, *Astronomical Society of the Pacific Conference Series Vol. 351, Astronomical Data Analysis Software and Systems XV*. p. 637
- Wright E. L., 2006, *PASP*, **118**, 1711
- Xiao S., et al., 2022, arXiv e-prints, p. [arXiv:2205.02186](#)
- Yang Y.-P., Zhang B., 2021, *ApJ*, **919**, 89
- Ye C. S., Fong W.-f., Kremer K., Rodriguez C. L., Chatterjee S., Fragione G., Rasio F. A., 2020, *ApJ*, **888**, L10
- Zhang B., 2014, *ApJ*, **780**, L21
- Zhang B., 2016, *ApJ*, **827**, L31
- ter Veen S., et al., 2019, *A&A*, **621**, A57
- van Haarlem M. P., et al., 2013, *A&A*, **556**, A2

APPENDIX A: CORRECTION TO THE PARALLEL ELECTRIC FIELD CALCULATION

The assumption that the magnetic field of the primary at the position of the secondary is uniform leads to the form of the magnetic flux density given by $\mathbf{B} = -B\hat{\mathbf{z}}$. This further assumes that the magnetic dipole moment of the primary is perpendicular to the orbital plane. In the inertial reference frame co-moving with the non-rotating primary, designated as frame S , the electric field $\mathbf{E} = 0$. We initially consider that only the primary is present in frame S .

We transform to a frame of reference S' which is moving with velocity $\boldsymbol{\beta}' = \beta\hat{\mathbf{y}}$ with respect to frame S . The magnetic field in this frame $\mathbf{B}' = \mathbf{B} + O(\beta^2)$, where we will ignore second-order terms in β . Lorentz transformation of the electric field for non-relativistic velocities follows

$$\mathbf{E}'_{\text{LT}} = \mathbf{E} + \boldsymbol{\beta}' \times \mathbf{B} = (\beta\hat{\mathbf{y}}) \times (-B\hat{\mathbf{z}}) = -\beta B\hat{\mathbf{x}} \quad (\text{A1})$$

The secondary is considered to be a perfect electrical conduc-

tor with negligible magnetization and a vanishing internal magnetic field intensity. When the secondary is placed in the approximately uniform field \mathbf{B}' , it will expel the magnetic field from the inside by generating surface currents. The magnetic field outside the secondary in frame S' is then given by,

$$\mathbf{B}' = -B \cos \theta \left(1 - \frac{R^3}{r^3}\right) \hat{\mathbf{r}} + B \sin \theta \left(1 + \frac{R^3}{2r^3}\right) \hat{\boldsymbol{\theta}} \quad (\text{A2})$$

Given that a uniform static electric field exists anti-parallel to the x-axis in S' , the conductor will generate a dipole field oriented along the x-direction in response to keep the sphere at uniform potential. Taking the dipole moment to be \mathbf{p} , we can write,

$$V'_{\text{dipole}} = \frac{\mathbf{p} \cdot \hat{\mathbf{r}}}{r^2} = \frac{p \sin \theta \cos \theta}{r^2}$$

$$V'_{\text{uniform}} = \beta B x = \beta B r \sin \theta \cos \phi$$

$$V'_{\text{tot}} = V'_{\text{uniform}} + V'_{\text{dipole}} = \left(\frac{p}{r^2} + \beta B r\right) \sin \theta \cos \phi$$

As the secondary has an equipotential surface we can choose $V'_{\text{tot}} = 0$ at $r = R$. This implies that $p = -\beta B R^3$. As such,

$$V'_{\text{tot}} = \left(r - \frac{R^3}{r^2}\right) \beta B \sin \theta \cos \phi \quad (\text{A3})$$

Therefore, electric field outside the secondary in frame S' ,

$$\begin{aligned} \mathbf{E}' &= -\nabla V'_{\text{tot}} \\ &= -\left\{\left(\frac{2R^3}{r^3} + 1\right) \sin \theta \cos \phi, \left(1 - \frac{R^3}{r^3}\right) \cos \theta \cos \phi, \left(\frac{R^3}{r^3} - 1\right) \sin \phi\right\} \beta B \end{aligned} \quad (\text{A4})$$

With the secondary being stationary in S' , we can apply the electromagnetic interface conditions in this frame. Using the normal field boundary condition,

$$\mathbf{E}' \cdot \hat{\mathbf{r}}|_{r=R} = -3\beta B \sin \theta \cos \phi = 4\pi\sigma' \quad (\text{A5})$$

Surface currents responsible for inducing the magnetic dipole field component of Eq. (A2) are given by $\mathbf{K}' = \frac{c}{4\pi} \mathbf{n} \times \mathbf{B}'|_{r=R} = \frac{3c}{8\pi} B \sin \theta \hat{\boldsymbol{\phi}}$. For Lorentz transformations, we also need to convert the surface current density and the surface charge distribution to the form of the current 4-vector.

$$\mathbf{J}' = \frac{3c}{8\pi} B \sin \theta \delta(r - R) \hat{\boldsymbol{\phi}} \quad (\text{A6})$$

$$\rho'_q = -\frac{3}{4\pi} \beta B \sin \theta \cos \phi \delta(r - R) \quad (\text{A7})$$

This conversion from surface density to volume density requires the usage of the Dirac-delta function centered at R in the radial direction.

Now, we transform to a frame of reference S'' where the secondary neutron star moves with velocity $\beta \hat{\mathbf{y}}$. This means that, S'' must be moving with $\boldsymbol{\beta}'' = -\beta \hat{\mathbf{y}}$ with respect to the frame S' . Note that S'' is essentially the frame S , but whereas S did not have the secondary neutron star and its associated fields, S'' will have all the transformed fields from S' . The designation of S'' as such is only done for convenience. The magnetic field exhibits no change for $\beta \ll 1$, $\mathbf{B}'' = \mathbf{B}' - \frac{1}{c}(-\beta \hat{\mathbf{y}}) \times \mathbf{E}' = \mathbf{B}' + O(\beta^2/c)$. The electric field $\mathbf{E}'' = \mathbf{E}' + (-\beta \hat{\mathbf{y}}) \times \mathbf{B}'$.

$$\begin{aligned} \hat{\mathbf{y}} \times \mathbf{B}' &= \{\sin \theta \sin \phi, \cos \theta \sin \phi, \cos \phi\} \times \mathbf{B}' \\ &= -\left(1 + \frac{R^3}{2r^3}\right) B \sin \theta \cos \phi \hat{\mathbf{r}} + \left(\frac{R^3}{r^3} - 1\right) B \cos \theta \cos \phi \hat{\boldsymbol{\theta}} \\ &\quad + \left(1 + \frac{R^3}{2r^3}(\sin^2 \theta - 2 \cos^2 \theta)\right) B \sin \phi \hat{\boldsymbol{\phi}} \end{aligned}$$

$$\Rightarrow \mathbf{E}'' = -\left\{\frac{3}{2} \sin \theta \cos \phi, 0, \frac{3}{2} \sin^2 \theta \sin \phi\right\} \frac{\beta B R^3}{r^3} \quad (\text{A8})$$

The volume current density and the volume charge in S'' frame, then, are

$$\mathbf{J}'' = \mathbf{J}' - \rho'_q(-\beta \hat{\mathbf{y}}) = \frac{3c}{8\pi} B \sin \theta \delta(r - R) \hat{\boldsymbol{\phi}} + O(\beta^2) \quad (\text{A9})$$

$$\begin{aligned} \rho''_q &= \rho'_q - \frac{1}{c} \mathbf{J}' \cdot (-\beta \hat{\mathbf{y}}) \\ &= -\frac{3}{4\pi} \beta B \sin \theta \cos \phi \delta(r - R) - \frac{1}{c} \left(\frac{3c}{8\pi} B \sin \theta \delta(r - R)\right) (-\beta \cos \phi) \\ &= -\frac{3}{8\pi} \beta B \sin \theta \cos \phi \delta(r - R) \end{aligned} \quad (\text{A10})$$

As a result, the surface current density and the surface charge density in S'' frame are obtained to be $\mathbf{K}'' = \frac{3c}{8\pi} B \sin \theta \hat{\boldsymbol{\phi}}$ and $\sigma'' = -\frac{3}{8\pi} \beta B \sin \theta \cos \phi$ respectively.

\mathbf{E}'' is the total electric field vector outside the secondary neutron star in S'' . Using this, we can calculate the component of the electric field in the direction of the magnetic field \mathbf{B}'' .

$$\begin{aligned} E''_{\parallel} &= \frac{\mathbf{E}'' \cdot \mathbf{B}''}{|\mathbf{B}''|} = \frac{1}{|\mathbf{B}''|} \frac{3\beta B^2 R^3}{2r^3} \left(1 - \frac{R^3}{r^3}\right) \sin \theta \cos \theta \cos \phi \\ &= \frac{3 \sin \theta \cos \theta \cos \phi \left(1 - \frac{R^3}{r^3}\right)}{\sqrt{4 \cos^2 \theta \left(1 - \frac{R^3}{r^3}\right)^2 + \sin^2 \theta \left(2 + \frac{R^3}{r^3}\right)^2}} \beta B \frac{R^3}{r^3} \end{aligned} \quad (\text{A11})$$

This corresponds to Eq. (2) herein.

APPENDIX B: GAP HEIGHT DERIVATION FOR LOWER NUMBER DENSITY CASE

We present the lower limit to the analytic gap height, assuming that $E_{\text{gap}} = 4\pi q n h_{\text{gap}}$ and n is given by the Goldreich-Julian density due to the motion of the magnetosphere in orbit: $n = n_{GJ} = (2B)/(qcP_{\text{orb}})$, where B is the local magnetic field.

Starting from Eq. (13), the Lorentz factor of the primaries is:

$$\gamma(l) = \frac{q E_{\text{gap}} l_{\text{acc}}}{m_e c^2} \quad (\text{B1})$$

By way of Eqs. (15) & (16) and by substitution we find:

$$\begin{aligned} l_{\gamma, \text{gap}} &= 0.4 \rho_c m_e c^2 \frac{B_c}{B} \frac{\rho_c}{3\hbar c} \left(\frac{m_e c^2}{4\pi q^2 n_{GJ} l_{\text{acc}}^2}\right)^3 \\ &= \frac{0.4 \rho_c^2 m_e^4 c^7}{192 \pi^3 \hbar q^6 n_{GJ}^3 l_{\text{acc}}^6} \frac{B_c}{B} \end{aligned} \quad (\text{B2})$$

Let $k_2 = \frac{0.4 \rho_c^2 m_e^4 c^7 B_c}{192 \pi^3 \hbar q^6 n_{GJ}^3 B}$. Minimizing $h_{\text{gap}} = l_{\gamma, \text{gap}} + l_{\text{acc}}$ we find:

$$\begin{aligned} l_{\text{acc}} &= (6k_2)^{1/7} \\ l_{\gamma, \text{gap}} &= k_2 (6k_2)^{-6/7} = \frac{k_2^{1/7}}{6^{6/7}} \end{aligned} \quad (\text{B3})$$

Therefore the h_{gap} , in the lower number density limit, is:

$$\begin{aligned} h_{\text{gap}} &= \frac{k_2^{1/7}}{6^{6/7}} + (6k_2)^{1/7} = \frac{7k_2^{1/7}}{6^{6/7}} \\ &= \frac{14}{6^{6/7}} \left(\frac{\rho_c^2 m_e^4 c^{10} B_c P_{\text{orb}}^3}{3840 \pi^3 \hbar q^3 B^4}\right)^{1/7} \end{aligned} \quad (\text{B4})$$

Where we have included a factor of 2 to account for relative motion

of pairs as before. Making use of the fact that $E_{\text{gap}} \approx 4\pi q n_{\text{GJ}} h_{\text{gap}}$ and $A \approx 4\pi R_{\text{NS}}^2$, we can estimate the radio luminosity as:

$$\begin{aligned} L_r &= \eta q \Phi_{\text{gap}} \dot{N} \\ &= \eta q E_{\text{gap}} h_{\text{gap}} n_{\text{GJ}} A c \\ &= 4\pi \eta q^2 h_{\text{gap}}^2 n_{\text{GJ}}^2 A c \\ &= 8 \times 10^{38} \eta_{-2}^2 h_{\text{gap},3}^2 B_{12}^2 P_{-3}^{-2} R_{\text{NS},6} \text{ erg s}^{-1} \end{aligned} \quad (\text{B5})$$

We note here that in this derivation of the coherent radio luminosity, there is no explicit dependence on the value of E_{\parallel} .

APPENDIX C: COHERENT CURVATURE RADIATION AS AN ALTERNATIVE RADIATION MECHANISM

In light of the discovery of FRBs (Lorimer et al. 2007; Thornton et al. 2013; Petroff et al. 2021), a variety of radiation models have been proposed to explain their origin. A large fraction of the proposed theories rely on highly magnetized neutron stars as progenitors (e.g. Keane et al. 2012; Popov & Postnov 2013; Katz 2016; Beloborodov 2017). Coherent curvature radiation is one such model that has the flexibility to explain many of the observed properties of these enigmatic bursts (Kumar et al. 2017; Katz 2018; Ghisellini & Locatelli 2018; Lu & Kumar 2018; Lu et al. 2020; Cooper & Wijers 2021). The model relies on the formation of overdensities (bunches) of pairs, for example due to the two-stream instability Lu & Kumar (2018); Kumar & Bošnjak (2020), such that curvature radiation is emitted coherently. Critics argue that the formation and maintenance of particle bunches in spite of repellent electromagnetic forces (Lyubarsky 2021). However, if bunches are formed, one could expect the conditions of the NS-NS merger ($E_{\parallel} \sim 10^{10}$ esu, $B \approx 10^{12}$ G) to be conducive to coherent curvature emission in a similar manner to models of FRBs from magnetospheres. It is however less clear that the coherent curvature mechanism would continuously operate effectively at all times that necessary electromagnetic conditions demanded of B and E_{\parallel} are met. In the following we estimate the coherent radio luminosity of this mechanism during a NS-NS merger inspiral.

The critical frequency of curvature radiation $\nu_c = \frac{c\gamma^3}{2\pi\rho_c}$ where γ is the Lorentz factor of radiating electrons and ρ_c is the magnetic field line curvature radius; implying emission observed at ν_{obs} is emitted by electrons with $\gamma \approx 60 \rho_{c,6}^{1/3} \nu_9^{1/3}$. The radiation formation length scale is $\sim \rho_c/\gamma \approx 10^4 \text{ cm}$ (Lu & Kumar 2018), much smaller than the spatial extent of E_{\parallel} which is $\sim 10^6 \text{ cm}$. As in Kumar et al. (2017), the isotropic equivalent luminosity can be estimated as:

$$\begin{aligned} L_{\text{iso}} &\approx \frac{c^7 q^2 \gamma^{10} n_e'^2}{3 \nu_{\text{obs}}^6 \rho_c^2} \\ &= 2 \times 10^{37} \text{ erg s}^{-1} \nu_9^{-8/3} n_{e,12}'^2 \rho_{c,6}^{4/3} \end{aligned} \quad (\text{C1})$$

Where we have replaced γ in terms of ν_{obs} & ρ_c . In the following, we briefly discuss 2 curvature radiation luminosity limits to gauge plausible luminosities in the NS-NS merger scenario.

In Lu & Kumar (2019), the authors discuss the maximum luminosity of FRBs in the curvature radiation model due to the rapid production of Schwinger pairs which screen the E_{\parallel} field on very short timescales if $E > E_s \approx \frac{m_e^2 c^3}{q\hbar}$. In the proof, the authors derive generic constraints (i.e. unrelated to extreme Schwinger electric field) on the isotropic equivalent luminosity of coherent emission:

$$L_{\text{iso}} < E_{\parallel}^2 \rho_c^2 c = 3 \times 10^{42} \text{ erg s}^{-1} E_{\parallel,10}^2 \rho_{c,6}^2 \quad (\text{C2})$$

Where E_{\parallel} is the magnitude of the parallel electric field component and ρ_c is the local curvature radius.

In Kumar et al. (2017), the authors note that particles emitting coherent curvature radiation induce a perpendicular component to the magnetic field $B_{\perp} = 8\pi l_{\perp} q n_e$, where l_{\perp} is the spatial extent of the coherently radiating particles perpendicular to their motion, and n_e is the number density. For the particles to remain coherent, their momenta should remain aligned to a factor $\frac{\delta p}{|p|} < \frac{1}{\gamma}$, where γ is the Lorentz factor of the accelerated particles. Particles are in the lowest Landau state and move only along magnetic field lines, therefore we should also require that $\frac{B_{\perp}}{B} < \frac{1}{\gamma}$. The results in a maximum luminosity of coherent curvature radiation within a local magnetic field strength B of:

$$L_{\text{iso}} < 6 \times 10^{40} \text{ erg s}^{-1} B_{12}^2 \nu_9^{-4/3} \rho_{c,6}^{2/3} \quad (\text{C3})$$

We neglect to include maximum luminosity constraints discussed in Cooper & Wijers (2021) to remain agnostic about the unknown particle number density in the NS-NS merger case. Combining these constraints, we can estimate the maximum isotropic luminosity as:

$$\begin{aligned} L_{\text{iso,max}} &= \min \left(3 \times 10^{42} E_{\parallel,10}^2 \rho_{c,6}^2, \right. \\ &\quad \left. 6 \times 10^{40} B_{12}^2 \nu_9^{-4/3} \rho_{c,6}^{2/3} \right) \text{ erg s}^{-1} \end{aligned} \quad (\text{C4})$$

The number of coherent bunches that may radiate towards the same observer is uncertain, as is the beaming factor of each curvature powered radio burst. In our numerical implementation for the luminosity estimate of the coherent curvature radiation mechanism, we simply show the maximum allowed luminosity directed within a 0.1 radian solid angle of the observer. The primary result of this subsection is shown in Fig. 9, where the black line denotes viewing angle dependent maximum CCR luminosity of a merger involving a 10^{12} G neutron star. We note that the luminosity profile approximately matches the pulsar-like case with an efficiency of approximately $\eta = 10^{-4}$ and therefore we do not show the CCR luminosity profile in the remainder of our results and discussion. The viewing-angle dependent luminosity profile of CCR is different to the pulsar-like case. This is because it is calculated by finding the maximum possible CCR luminosity (using Eq. C4) for the set of field lines directed towards each observer, rather than the sum of the luminosity along the all observer-aligned field lines.

APPENDIX D: ADDITIONAL CO-DETECTABILITY PLOTS

In this Section we include additional plots as referenced in the main text. In all cases, overplotted are flux sensitivity curves for various efficiency parameters and $B_s = 10^{12} \text{ G}$, assuming a fluence limit of the Square Kilometre Array of 1 mJy ms.

This paper has been typeset from a \LaTeX file prepared by the author.

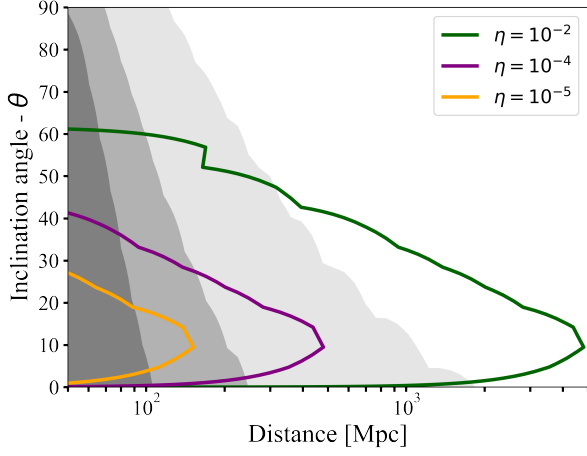


Figure D1. Background colours show MeerkAT detection horizons for peak flux of tophat jets at $\nu = 1.43$ Hz assuming detection threshold of $700 \mu\text{Jy}$. Shades of gray correspond to varying circumburst densities (Darkest $n = 10^{-5}$; medium $n = 10^{-3}$; lightest $n = 10^{-1}$).

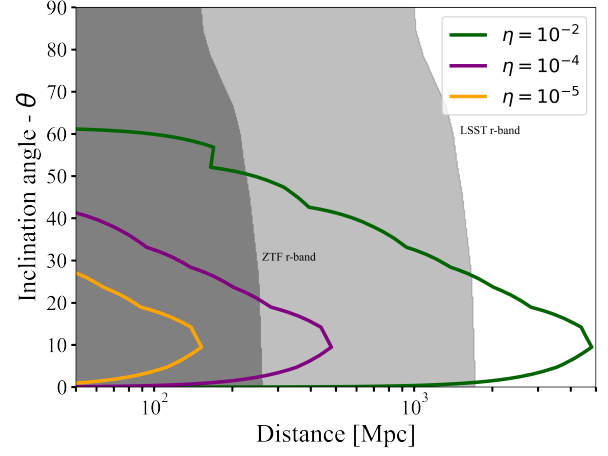


Figure D3. Background colours show ZTF and LSST r-band (darker and lighter shades respectively) detection horizons for peak flux of GW170817-like kilonovae models using models from Bulla (2019). Coloured contours show viewing angle-dependent SKA detection horizon of pulsar-like coherent pre-merger emission assuming $\eta = 10^{-2}$, $B_s = 10^{12}\text{G}$.

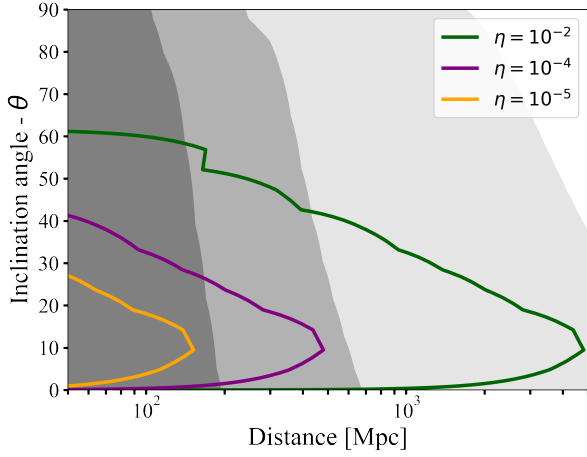


Figure D2. Background colours show SKA detection horizons for peak flux of tophat jets at $\nu = 1.43$ Hz assuming detection threshold of $2 \mu\text{Jy}$. Shades of gray correspond to varying circumburst densities (Darkest $n = 10^{-5}$; medium $n = 10^{-3}$; lightest $n = 10^{-1}$).

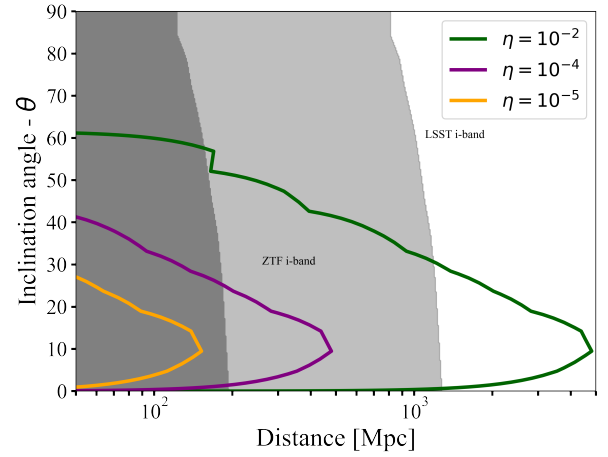


Figure D4. Background colours show ZTF and LSST i-band (darker and lighter shades respectively) detection horizons for peak flux of GW170817-like kilonovae models using models from Bulla (2019). Coloured contours show viewing angle-dependent SKA detection horizon of pulsar-like coherent pre-merger emission assuming $\eta = 10^{-2}$, $B_s = 10^{12}\text{G}$.