

Ab-initio Prediction of Ultra-Wide Band Gap $B_xAl_{1-x}N$ Materials

Cody Milne* Arunima Singh* Tathagata Biswas

Cody Milne, Prof. Arunima Singh, Dr. Tathagata Biswas
Arizona State University
975 S Myrtle Ave
Tempe, AZ 85281

Email: cmlilne@asu.edu, arunimasingh@asu.edu, tbiswas3@asu.edu

Keywords: *Ultra wide band gap, DFT, Boron aluminum nitride, Cluster expansion, high-throughput, power electronics*

Ultra-wide band gap (UWBG) materials are poised to play an important role in the future of power electronics. Devices made from UWBG materials are expected to operate at higher voltages, high frequencies, and high temperatures than current silicon and silicon carbide based devices; and can even lead to significant miniaturization of such devices. In the UWBG field, aluminum nitride and boron nitride have attracted great interest, however, the $B_xAl_{1-x}N$ alloys are much less studied. In this article, using first-principles simulations combining density-functional theory and cluster expansion method we predict the crystal structure of $B_xAl_{1-x}N$ alloys. We find 17 ground state structures of $B_xAl_{1-x}N$ with formation energies between 0.11 and 0.25 eV/atom. All of these structures are found to be dynamically stable. The $B_xAl_{1-x}N$ structures are found to have predominantly a tetrahedral bonding environment, however, some structures exhibit sp^2 bonds similar to hexagonal BN. This work expands our knowledge of the structures, energies and bonding in $B_xAl_{1-x}N$ aiding their synthesis, innovation of lateral or vertical devices, and discovery of compatible dielectric and Ohmic contact materials.

arXiv:2210.14375v1 [cond-mat.mtrl-sci] 25 Oct 2022

1 Introduction

Ultra-wide bandgap (UWBG) semiconductors have recently emerged as an exciting class of materials due to their potential applications in power electronics, optoelectronics, and radio frequency (RF) devices. UWBG materials are defined as materials that have a bandgap larger than that of GaN (3.4 eV)^[1]. The large band gap of materials impacts many device performance parameters, such as thinner drift layers and lower specific on resistance, allowing significant miniaturization of devices like switches and transistors. Furthermore, UWBG materials are generally characterized by high band gap, very large breakdown fields ($> 10^6$ V/cm), high thermal conductivity, reduced impact ionization rates and tunnelling due their high bandgaps and high mechanical strengths. AlN and BN are the largest gap group-III nitrides; and AlN has already been explored for application in the field of power electronics and in UV device applications^[2, 3, 4]. AlGaN's have also been used extensively in power electronics due to the tunability of their bandgaps with the bandgap of AlN being 6.2 eV and that of GaN 3.4 eV.

Realization of $B_xAl_{1-x}N$ alloys could allow further tunability of bandgaps beyond what is available via AlGaN alloys. Figure 1 shows the crystal structures of wurtzite lattice of AlN and BN; as well as the ground state phase of BN, the hexagonal phase. The predicted bandgap of w -BN is 6.84 – 7.70 eV^[5], much larger than that of GaN (3.4 eV). However, there are several challenges in the realization of $B_xAl_{1-x}N$ alloys. For example, the lattice mismatch between AlN and BN is very large, 18%. Moreover, there is a bias of BN towards its ground state hexagonal phase rather than the metastable wurtzite phase, which makes introduction of boron into the wurtzite AlN lattice challenging. Consequently, it leads to the formation of polycrystalline BN phases in $B_xAl_{1-x}N$ alloys and high density of grain boundaries that can be detrimental to device design and performance^[6].

Despite these challenges, thin-films of w -BAlN have been successfully grown on AlN and sapphire substrates in very recent years with thicknesses of up to 300 nm and B-concentrations up to $x = 0.30$ ^[10, 6, 11, 12, 13]. In addition, experimental efforts have been made towards understanding their crystal growth and structural properties^[10, 6, 14].

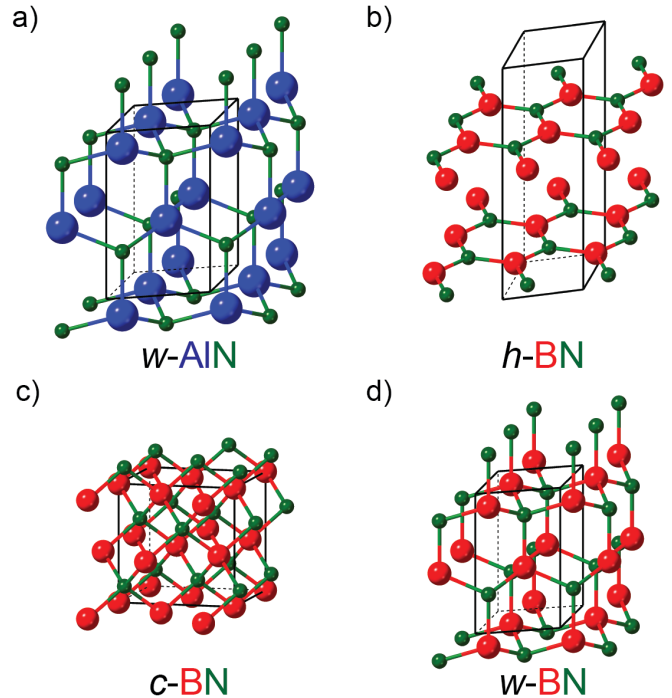


Figure 1: The crystal structures of (a) wurtzite phase of aluminum nitride as well as, (b) hexagonal, (c) cubic and (d) wurtzite phase of boron nitride.

Theory and simulations have been used to study the structure of a broader range of B-fractions of $B_xAl_{1-x}N$ alloys. Mainly two classes of methods have been used. First, the method of cation substitution in the w -AlN host lattice^[15, 16, 17]. The B-fractions that can be studied using this method are dependent on the size of the supercell used to generate the possible $B_xAl_{1-x}N$ structures. Also, as the $B_xAl_{1-x}N$ alloys are highly mismatched alloys, the restriction of the lattice to the wurtzite phase may preclude other structures that could be formed in $B_xAl_{1-x}N$. Another class of methods is the one used by Ahmed et al that is based on density-functional theory (DFT) based evolutionary structure searches. This method overcomes the limitations associated with supercell size and constraints set on the symmetry of the crystal to predict the structures. However, due to the high computational resource and time requirement of this method only three B-fractions, $x = 0.25, 0.5, 0.75$, were studied by Ahmed et al^[18].

In this study, we investigate the structure and bonding environment of $B_xAl_{1-x}N$ over the entire boron fraction range using the *ab-initio* cluster expansion (CE) method. In this method, special quasi-random alloys structures are predicted based on a cluster expansion Hamiltonian that is fit to DFT calculated energies. We find ground state phases of $B_xAl_{1-x}N$ at 17 B-compositions with formation

Material	E_f [eV atom ⁻¹]	a [Å]	c [Å]
<i>w</i> -AlN	-1.584	3.128, 3.112 ^[5]	5.016, 4.982 ^[5]
<i>w</i> -GaN	-0.657	3.247, 3.189 ^[5]	5.284, 5.185 ^[5]
<i>w</i> -BN	-1.367	2.555, 2.54 ^[5] , 2.549 ^[7]	4.226, 4.20 ^[5] , 4.223 ^[7]
<i>c</i> -BN	-1.384	3.626, 3.617 ^[7]	-
<i>h</i> -BN	-1.461	2.500, 2.505 ^[8]	6.426, 6.660 ^[8]

Table 1: Comparison of the DFT computed formation energies, E_f and lattice parameters of wurtzite group-III-nitrides and polymorphs of BN. Formation energy and lattice parameters are taken from the Materials Project database^[9].

energy with respect to AlN and BN between 0.11 to 0.25 eV/atom. We found five metastable phases at $x = 0.333, 0.4, 0.5, 0.6$, and 0.667 that are likely to be stabilized by high-temperature growth. We show that the $B_xAl_{1-x}N$ structures deviate from the wurtzite symmetry due to the large lattice mismatch between AlN and BN. Except one ground structure, at $x = 0.417$, all ground structures have the cations bonded in the sp^3 bonding environment with angles of the tetrahedra 94 to 141°, and bond lengths between 1.46 and 1.99. The $x = 0.417$ structure displays sp^2 B bonds that are characteristic of the hexagonal phase of BN. Dynamically stability of the structures was established via phonon spectra simulations. The phonon spectra of all the ground state structures show that they have no imaginary phonon modes, thus are dynamically stable.

2 Computational methods

We employed the cluster expansion methodology as implemented in the Alloy Theoretic Automated Toolkit (ATAT)^[19, 20, 21, 22, 23] to predict the ground state structures of $B_xAl_{1-x}N$ alloys and compute their total energies. The energy of a system within the CE method can be written as

$$E(\sigma) = J_0 + \sum_i J_i \hat{S}_i(\sigma) + \sum_{j < i} J_{ij} \hat{S}_i(\sigma) \hat{S}_j(\sigma) + \sum_{k < j < i} J_{ijk} \hat{S}_i(\sigma) \hat{S}_j(\sigma) \hat{S}_k(\sigma) + \dots$$

where J_i , J_{ij} , and J_{ijk} refer to the CE coefficients for the clusters consisting of one, two, and three atoms, respectively. The value of $\hat{S}_i(\sigma)$ changes depending on if the sites are occupied by Al, B, or N atoms^[24]. Together with the constant J_0 , these CE coefficients were determined from DFT energies of 224 different B-Al-N compounds calculated with the the Vienna Ab initio Simulation Package (VASP) package^[25, 26, 27, 28]. Specifically, 97 clusters up to quadruplets were used, the total number of atoms per unit cell were unrestricted, and the wurtzite lattice was used as the lattice system to generate the

alloy phases. We obtained a cross-validation (CV) score which is a measure of the difference between the CE and DFT energies of 0.012 eV/atom. The CV score is defined as

$$(CV)^2 = n^{-1} \sum_{i=1}^n (E_i - \hat{E}_{(i)})^2, \quad (1)$$

where E_i is the DFT calculated energy (per atom) of structure i and $\hat{E}_{(i)}$ is the CE predicted energy of the structure, and n is the number of structures included in the fit.

All the DFT calculations reported in this study were performed using the Projector Augmented Wave (PAW)^[29] method and the Perdew–Burke–Ernzerhof (PBE)^[30, 31, 29] exchange-correlation functional as implemented in VASP package. We have used a plane wave basis set with energy cut-off of 670 eV and a k -grid with 2000 k -points per reciprocal atom for our calculations. The ground state structures are obtained by relaxing the atomic positions such that the forces on each of them are less than 0.01 eVÅ⁻¹.

The phonon spectra of the ground state structures were calculated using VASP and the phonopy package^[32]. For all of the phonon calculations, we have employed a $3 \times 3 \times 3$ supercell for each structure. An energy cut-off of 500 eV was used and the atomic positions were relaxed until the forces were less than 10^{-8} Å. For the structures with fewer number of atoms per unit cell ($x = 0, 0.167, 0.25, 0.333, 0.5, 0.667, 0.75, 0.833, 1$), density-functional perturbation theory was employed^[25, 26, 27, 28, 33, 34] to obtain the phonon energies. The finite differences method was employed for the alloys with more than 20 atoms per unit cell due to memory constraints.

3 Results and Discussion

3.1 Formation energies of $B_xAl_{1-x}N$ alloys

To predict the structure of $B_xAl_{1-x}N$ alloys we calculated the formation energies, E_f , of the $B_xAl_{1-x}N$ alloys. The E_f is a descriptor of thermodynamic stability of a specific structure and is defined as,

$$E_f = E_{B_xAl_{1-x}N} - xE_{BN} - (1-x)E_{AlN}, \quad (2)$$

where the total energy per atom of the $B_xAl_{1-x}N$ alloy structures, w -BN, and the w -AlN are $E_{B_xAl_{1-x}N}$, E_{BN} , and E_{AlN} respectively.

Figure 2 shows the formation energies of the $B_xAl_{1-x}N$ alloys relative to the wurtzite phases of AlN and BN. A similar figure of E_f as a function of B fraction (x) with the formation energies of the $B_xAl_{1-x}N$ alloys computed relative to the hexagonal phase of BN instead of wurtzite is included in supplementary information (Figure S1). The CE coefficients described in Eq. 2 were fitted by considering 8748 structures of which 392 were identified as the best fit and most suitable for DFT structural relaxations. The green circles in Figure 2 denote the DFT computed formation energies of the aforementioned 392 structures with the convex hull marked by the gray dashed line. The CE predicted formation energies of these 392 structures are shown with gray crosses in Figure 2. The formation energies of all ground state structures, i.e. structures with minimum formation energy at each composition x , are shown with red stars. Figure 2 shows that from our CE and DFT calculations total 17 ground state structures with formation energies in the range 0.11–0.25 eV/atom were predicted.

The formation energies of the $B_xAl_{1-x}N$ are more than one order of magnitude larger than that of AlGaN alloys. AlGaN alloy formation energies are typically of the order of ~ 10 meV per atom^[35]. The origin of such large formation energies in $B_xAl_{1-x}N$ alloys can be attributed to the lattice mismatch between the w -AlN and w -BN. Table 1, shows the lattice parameters of w -AlN, w -GaN, and the three phases of BN: h -BN, c -BN, and w -BN. Table 1 shows that the lattice mismatch between AlN and GaN lattices is quite small, only $\sim 4\%$, whereas the mismatch is substantial in case of w -AlN and w -BN, \sim

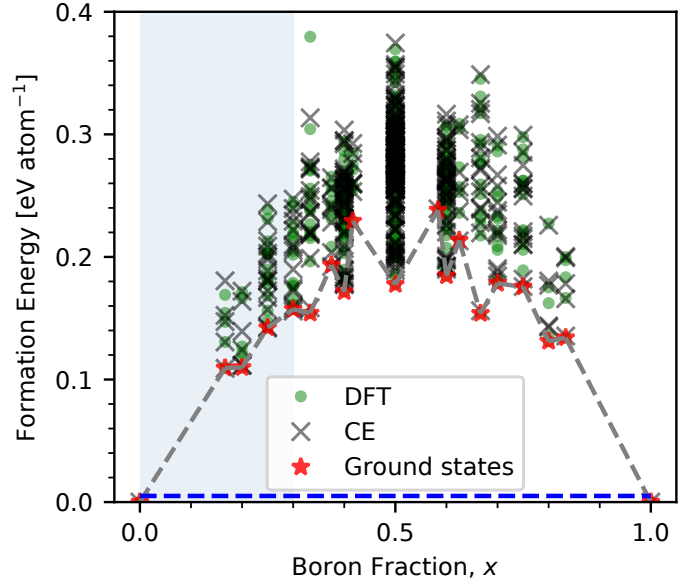


Figure 2: Formation energies, E_f , of the BAIN alloys at different B fractions, x . Green dots represent DFT computed and gray crosses show CE computed formation energies, respectively. The ground state structures are shown as red star symbols. The dashed blue line indicates typical AlGaN formation energies^[35]. The shaded region ($x < 0.3$) indicates the range of boron fraction in w - $B_xAl_{1-x}N$ that has been experimentally synthesized.

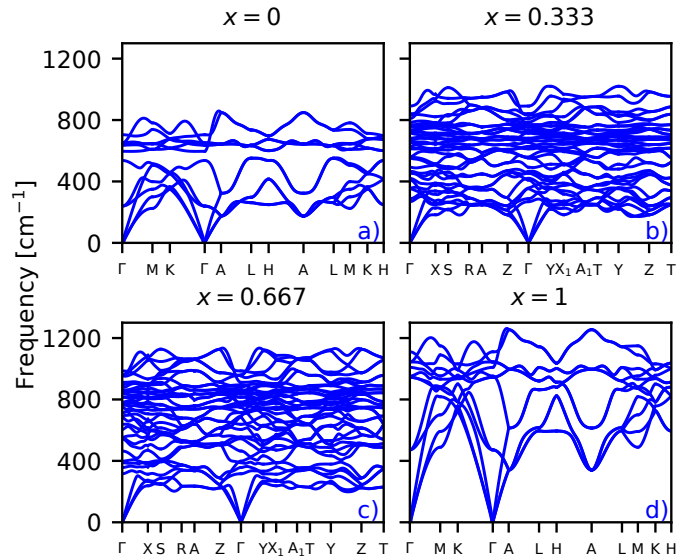


Figure 3: DFT computed phonon spectra of (a) w -AlN, (b) $B_{0.333}Al_{0.667}N$, (c) $B_{0.667}Al_{0.333}N$, and (d) w -BN.

18%. As a result, the BAIN alloys exhibit high formation energies and thus are challenging to synthesize unlike AlGaN which is already widely grown for use in power electronics^[36]. However, it is noteworthy that $B_xAl_{1-x}N$ structures with boron fraction $x \leq 0.3$ have been already synthesized^[6, 11, 10, 12]. In

this range of x the formation energies of $B_xAl_{1-x}N$ is ~ 100 meV/atom. Formation energies in the range $0.1 - 0.2$ eV/atom correspond to a growth temperatures in the range $1100^\circ - 2300^\circ$ K, which maybe attainable with high-temperature growth techniques.

To determine the dynamic stability of the ground state structures we computed the phonon band structure for each alloy structure using density-functional theory. No imaginary modes were found in any of the phonon spectra indicating that the alloy structures are dynamically stable.

The Γ point phonon frequencies for w -AlN and w -BN are in excellent agreement with experimental and theoretical values reported in the literature, see SI Table S1. We observe that w -BN has much higher phonon frequencies than AlN, indicating a more rigid structure. Therefore, it is expected that higher boron fraction $B_xAl_{1-x}N$ structures will have higher phonon frequencies. Figure. 3 shows the phonon spectra of w -AlN and w -BN and some $B_xAl_{1-x}N$ alloys. The phonon spectra of all the ground state structures can be found in the SI Figure S2 and Figure S3.

Our study shows that there are five metastable $B_xAl_{1-x}N$ phases-at $x = 0.333, 0.4, 0.5, 0.6,$ and 0.667 . These metastable phases can also be observed when the formation energies are computed with the structure of BN being hexagonal instead of the wurtzite phase in Equation 2 (Figure S1 in the supplementary information). The crystal structures of metastable phases at $x = 0.333$ and $x = 0.667$ shows well-mixed cation distribution (shown in Figure S4 and Figure S5 in the supplementary information). The metastable phases are likely to remain stable post high-temperature growth and quench to room-temperature processes since the they lie in a local energy basin.

In addition to the existence of metastable phases, which appear as local minima at certain boron fraction, we also find a few local maxima in the formation energies e.g., at $x = 0.417$ and $x = 0.583$ concentrations. Figure 4(c) shows the crystal structures of one such relatively high formation energy BAlN alloy. As one can see from Figure 4(c), these structures have alternating cation monolayers and poor cation mixing (see also Figures S11 and S13 in the SI). Intermediate boron fraction $B_xAl_{1-x}N$ structures appear to preferentially form alternating cation layers rather than mixing due to the high lattice mismatch between AlN and w -BN.

In the following section 3.2, we further investigate the origin of the non-monotonic behaviour of the formation energy w.r.t B concentrations by studying the crystal structure and the chemical bonding of these $B_xAl_{1-x}N$ alloys.

3.2 Understanding E_f vs x curve

3.2.1 Pseudocubic lattice constant

To understand the effect of B concentration on the formation energy of $B_xAl_{1-x}N$ alloy crystal structures, we first look at the lattice parameters of these alloys. Due to the manner in which the CE with DFT structural relaxation computed the ground state structures, there in no restrictions on the space group for each alloy structures to be limited to that of the wurtzite phase. As a result the spacegroup of the ground state structures at each B concentration are often different, which makes direct comparison of attributes such as lattice parameters difficult. Table S2 in the SI shows the formation energies, lattice parameters, and space groups for each of the $B_xAl_{1-x}N$ lloy structures.

Consequently, we use the pseudocubic lattice constant, PLC, to compare the ground state structures lattice constant. The PLC is defined as the cube root of the volume, $V_{cell}^{1/3}$, of the cell per 4 atoms (similar to the cell of AlN and BN). In other words, the PLC is defined as the normalized cube root of the cell volume and measures the lattice size for structures of different shapes and sizes. The PLC of all the structures are shown in Figure 5(a). The $B_xAl_{1-x}N$ alloy structures closely follow the linear Vegard's law relationship without bowing. The minor deviation at $x = 0.417$ is discussed and explained next.

3.2.2 Bond lengths and bond angles

To further explore structural properties of $B_xAl_{1-x}N$ at various B concentrations and to explore the anomalous PLC at $x = 0.417$, we examined the bond lengths and bond angles in their crystal structures. Figure 5(b) shows the average Al-N and B-N bond lengths in the conventional cells, with the error bars indicating standard deviation of the bond lengths. Similar to the PLC, the Al-N and B-N bond lengths of the $B_xAl_{1-x}N$ alloys lso follow a monotonically decreasing linear relationship with x . Minimal deviation is seen in the Al-N bonds from this linear trend. In comparison, the B-N bonds exhibit higher degrees

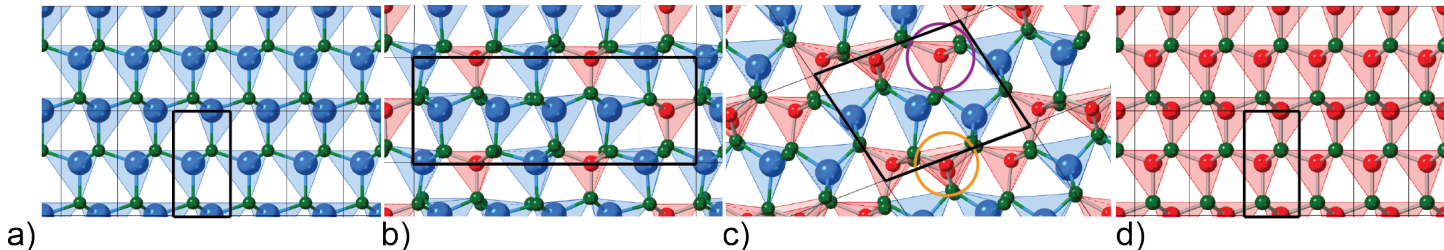


Figure 4: Crystal structures of selected $B_xAl_{1-x}N$ alloys has been shown. The black boxes indicate conventional cells for each alloy. (a) AlN, (b) $B_{0.30}Al_{0.70}N$, (c) $B_{0.417}Al_{0.583}N$ with an sp^2 bonded B site circled in orange and an sp^3 bonded B site circled in purple, (d) w -BN has also been presented.

of deviation from the linear trend with larger standard deviations in comparison to the Al-N bonds. The B-N bonds for the $x = 0.417$ composition are a clear outlier. The structure of the $x = 0.417$ is shown in Figure 4(c) where we can see that the B-N bonds are severely distorted when compared to the purely wurtzite bonds of the other structures.

Figure 5(c) shows the average N-Al-N and N-B-N bond angles in each ground state alloy structure. Overall, the average bond angles stay constant, although the errors bars, indicating standard deviations, become high for the N-Al-N bonds for intermediate B fractions. Upon detail investigations of the crystal structure at these intermediate x values we find that the high standard deviation in bond angles is caused by the distortion of the tetrahedral bonding environment. All of the ground state crystal structures are depicted in the SI in Figure S4 to S6. There is no distinctive feature in the crystal structures that would explain the large standard deviation in the Al-N bonds of $x = 0.583$ and $x = 0.6$. The N-B-N bond angles and their standard deviation show a similar trend.

Thus, Figures 5(a)-(c) shows that tetrahedral distortion is largely a result of deviation in the bond angles rather than deviation in the bond lengths. The tetrahedron remain intact but are distorted from a regular tetrahedron mostly by changes in the tetrahedral bond angles. At the intermediate values of x , Figure 4(b) and (c), one can see rotation and distortion of tetrahedral bonds in the crystal structures. In the following section we will discuss about these distortions and their origin in terms of chemical bonding.

3.2.3 Tetrahedrality and sp^2 bonding

To quantify the distortion in the tetrahedral bonding environment in the $B_xAl_{1-x}N$ alloys, we computed the tetrahedrality of the $B_xAl_{1-x}N$ structures us-

ing the `CrystalNN` method^[37, 38] that is implemented in the open-source code `pymatgen`^[9]. Figure 5(d) shows the tetrahedrality as a function of x for all the ground state structures. An increasing the amount of boron decreases the tetrahedrality due to the increased amount of distortion in the tetrahedra. It appears that boron fraction at $x = 0.417$ has the lowest tetrahedrality because of the presence of some trigonal-planar sp^2 bonds of B-N.

The presence of sp^2 bonding can be explained by noting the fact that the stable phase of BN is the hexagonal phase that consists of sp^2 bonded B atoms in a trigonal planar geometry. Figure 4 shows the crystal structure of $B_xAl_{1-x}N$ for $x = 0.417$ and $x = 0, 0.3$, and 1. While both $x = 0.417$ and $x = 0.30$ structures show large tetrahedral distortions, only the $x = 0.417$ has a sp^2 bonded B-N (shown within the orange circle) in Figure 4(c).

Thus overall, the $B_xAl_{1-x}N$ alloys predicted in this work maintain the tetrahedral bonding environment, with the exception of $x = 0.417$ phase. Their space groups and cation arrangements differ but overall their ability to maintain tetrahedral bonding of the wurtzite AlN lattice throughout the entire range of x is observed.

4 Discussion and Conclusion

In summary, we predicted the structures and investigated the bonding environments of $B_xAl_{1-x}N$ over the entire $x = 0$ to 1 boron fraction range using the *ab-initio* cluster expansion method. Ground state phases of $B_xAl_{1-x}N$ were found at 17 B-compositions with formation energies with respect to the wurtzite phases of AlN and BN in the range 0.11-0.25 eV/atom. The phonon spectra of these $B_xAl_{1-x}N$ alloys indicate that they are dynamically stable across the entire boron fraction range.

The $B_xAl_{1-x}N$ structures deviate from the ideal wurtzite symmetry due to the large lattice mismatch

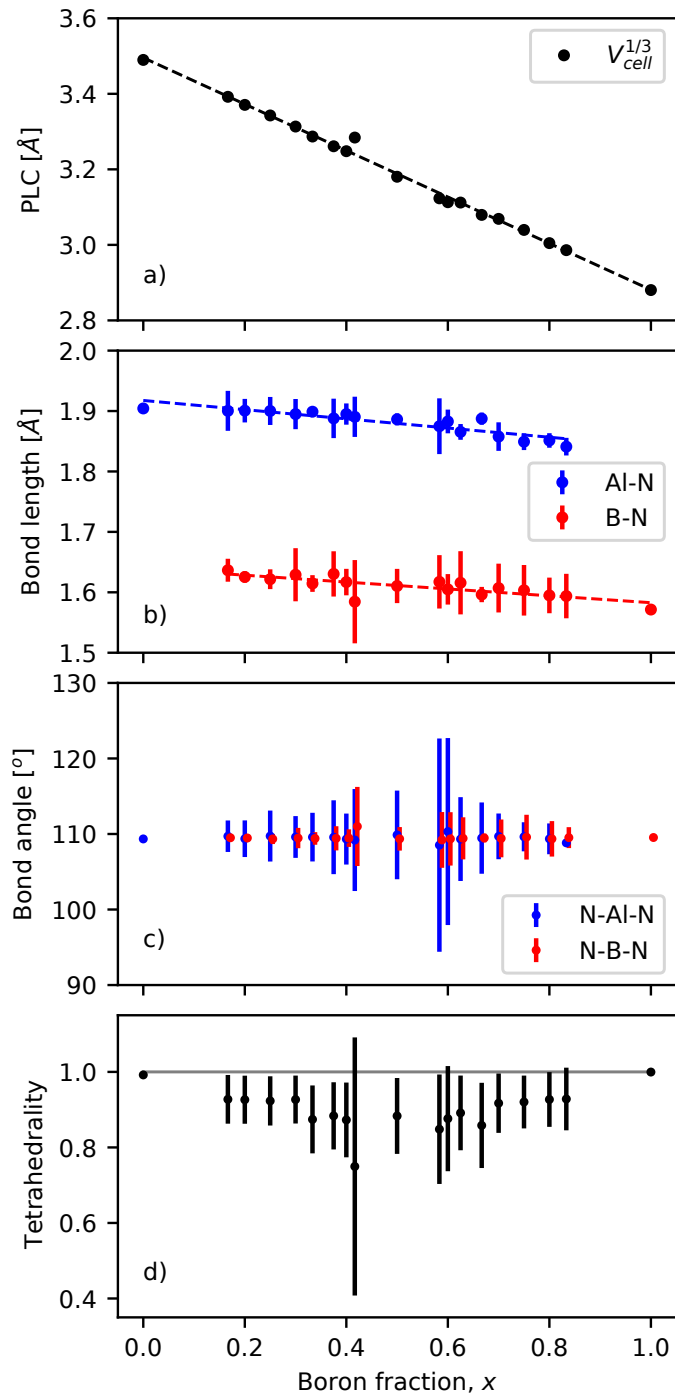


Figure 5: (a) Pseudocubic lattice constant (PLC), of the $B_xAl_{1-x}N$ alloys at various x . (b) Average bond lengths calculated for each alloy structure in Å. (c) Bond angles calculated for each alloy structure are shown in degrees. (d) Average tetrahedrality score calculated over every site in the conventional cell lattice of the $B_xAl_{1-x}N$ alloys, and the solid line shows a perfect tetrahedrality score of 1. Error bars indicate standard deviations in the values depicted, and dashed lines indicate linear fits to the values.

between AlN and BN. However, the pseudo lattice constants of the structures follows the Vegard's law. All ground structures have the cations bonded in the sp^3 bonding environment with N-Al-N angles of the tetrahedra between 94 to 141° and N-B-N angles of the tetrahedra between 99 and 125° . Al-N bond lengths are between 1.81 and 1.99\AA and B-N bond lengths are between 1.46 and 1.71\AA . One of the ground state structures, at $x = 0.417$, also has sp^2 B-N bonds that are characteristic to the hexagonal phase of BN.

The growth of w - $B_xAl_{1-x}N$ has historically been limited to $< 3 - 4\%$ boron fraction films, and recent growth has reached up to $x = 0.30$, most likely due to the high formation energies and the observed high structural disorder. Nonetheless, high enough temperatures (1000 - 2000K) could facilitate the growth of single-phase w - $B_xAl_{1-x}N$ at a higher boron fraction than has previously been reached experimentally. Through this study five metastable phases, at $x = 0.333, 0.4, 0.5, 0.6$, and 0.667 , were identified. They lie in local energy-minima basins and are likely to be stabilized by high-temperature growth.

$B_xAl_{1-x}N$ alloys are expected to naturally extend the nitride semiconductor material paradigm, and some interesting applications include hetero-barriers for BAlN/AlN majority-carrier structures and quantum barriers for AlN quantum wells (BAlN/AlN/BAlN), which could enable optoelectronics in the ultra-deep UV-range^[39]. These alloy materials are promising, but implementation into devices requires much more research to understand their electronic and optical properties, such as bandgaps, dielectric behavior, reflection and absorption spectra, breakdown fields, transport properties, and possible doping. This work advances our knowledge of the structures, energies, and bonding in $B_xAl_{1-x}N$, serving as a foundation for such future studies; and thus eventual integration of $B_xAl_{1-x}N$ in next-generation devices.

Supporting Information

Supporting Information is available from the Wiley Online Library or from the author.

Acknowledgements

This work was supported by ULTRA, an Energy Frontier Research Center funded by the U.S. Department of Energy (DOE), Office of Science, Basic Energy Sciences (BES), under Award # DESC0021230. The authors acknowledge the San Diego Supercomputer Center under the NSF-XSEDE Award No. DMR150006 and the Research Computing at Ari-

zona State University for providing HPC resources. This research used resources of the National Energy Research Scientific Computing Center, a DOE Office of Science User Facility supported by the Office of Science of the U.S. Department of Energy under Contract No. DE-AC02-05CH11231. The authors have no competing interests to declare.

References

- [1] Jeff Tsao, Sakibuddin Chowdhury, M. Hollis, D. Jena, N. Johnson, K. Jones, R. Kaplar, S. Rajan, Chris Van de Walle, E. Bellotti, C. Chua, R. Collazo, Michael Coltrin, J. Cooper, K. Evans, S. Graham, T. Grotjohn, E. Heller, Masataka Higashiwaki, and J. Simmons. Ultrawide-bandgap semiconductors: Research opportunities and challenges. *Advanced Electronic Materials*, 4, 12 2017.
- [2] Xin Li, Suresh Sundaram, Youssef El Gmili, Tarik Moudakir, Fr'ed'eric Genty, Sophie Bouchoule, Gilles Patriarche, Russell D Dupuis, Paul L Voss, Jean-Paul Salvestrini, and A Ougazzaden. BAlN thin layers for deep UV applications. *Physica Status Solidi (a)*, 212:745–750, 2015.
- [3] Ifeanyi H. Nwigboji, John I. Ejembi, Yuriy Malozovsky, Bethuel Khamala, Lashounda Franklin, Guanglin Zhao, Chinedu E. Ekuma, and Diola Bagayoko. Ab-initio computations of electronic and transport properties of wurtzite aluminum nitride (*w*-AlN). *Materials Chemistry and Physics*, 157:80–86, 5 2015.
- [4] Ruixian Yu, Guangxia Liu, Guodong Wang, Chengmin Chen, Mingsheng Xu, Hong Zhou, Tailin Wang, Jiaoxian Yu, Gang Zhao, and Lei Zhang. Ultrawide-bandgap semiconductor AlN crystals: growth and applications. *Journal of Materials Chemistry C*, 9:1852–1873, 2 2021.
- [5] Robert Kudrawiec and Detlef Hommel. Bandgap engineering in III-nitrides with boron and group V elements: Toward applications in ultraviolet emitters. *Applied Physics Reviews*, 7(4):041314, 2020.
- [6] Haiding Sun, Feng Wu, Young Jae Park, T. M. Al Tahtamouni, Che Hao Liao, Wenzhe Guo, Nasir Alfaraj, Kuang Hui Li, Dalaver H. Anjum, Theeradetch Detchprohm, Russell D. Dupuis, and Xiaohang Li. Revealing microstructure and dislocation behavior in BAlN/AlGa_N heterostructures. *Applied Physics Express*, 11, 1 2018.
- [7] A. Nagakubo, H. Ogi, H. Sumiya, K. Kusakabe, and M. Hirao. Elastic constants of cubic and wurtzite boron nitrides. *Applied Physics Letters*, 102, 6 2013.
- [8] N. Ooi, V. Rajan, J. Gottlieb, Y. Catherine, and J. B. Adams. Structural properties of hexagonal boron nitride. *Modelling and Simulation in Materials Science and Engineering*, 14:515–535, 4 2006.
- [9] Shyue Ping Ong, William Davidson Richards, Anubhav Jain, Geoffroy Hautier, Michael Kocher, Shreyas Cholia, Dan Gunter, Vincent L. Chevrier, Kristin A. Persson, and Gerbrand Ceder. Python materials genomics (pymatgen): A robust, open-source python library for materials analysis. *Computational Materials Science*, 68:314–319, 2013.
- [10] Xiaohang Li, Shuo Wang, Hanxiao Liu, Fernando A. Ponce, Theeradetch Detchprohm, and Russell D. Dupuis. 100-nm thick single-phase wurtzite BAlN films with boron contents over 10%. *Physica Status Solidi (B) Basic Research*, 254, 8 2017.
- [11] Tinh Binh Tran, Che Hao Liao, Feras Alqatari, and Xiaohang Li. Demonstration of single-phase wurtzite BAlN with over 20% boron content by metalorganic chemical vapor deposition. *Applied Physics Letters*, 117, 8 2020.
- [12] P. Vuong, A. Mballo, S. Sundaram, G. Patriarche, Y. Halfaya, S. Karrakchou, A. Srivastava, K. Krishnan, N. Y. Sama, T. Ayari, S. Gautier, P. L. Voss, J. P. Salvestrini, and A. Ougazzaden. Single crystalline boron rich BAlN alloys grown by MOVPE. *Applied Physics Letters*, 116, 1 2020.
- [13] John Hayden, Mohammad Delower Hossain, Yihuang Xiong, Kevin Ferri, Wanlin Zhu, Mario Vincenzo Imperatore, Noel Giebink, Susan Trolier-Mckinstry, Ismaila Dabo, and Jon Paul Maria. Ferroelectricity in boron-substituted aluminum nitride thin films. *Physical Review Materials*, 5, 4 2021.
- [14] Jith Sarker, Tinh Binh Tran, Feras Alqatari, Che Hao Liao, Xiaohang Li, and Baishakhi

- Mazumder. Nanoscale compositional analysis of wurtzite BAlN thin film using atom probe tomography. *Applied Physics Letters*, 117, 12 2020.
- [15] Muwei Zhang and Xiaohang Li. Structural and electronic properties of wurtzite $B_xA_{1-x}N$ from first-principles calculations. *Physica Status Solidi (B) Basic Research*, 254, 8 2017.
- [16] Qifan Zhang, Qiang Li, Weihang Zhang, Hao-ran Zhang, Feng Zheng, Mingyin Zhang, Peng Hu, Mingdi Wang, Zhenhuan Tian, Yufeng Li, Yuhuai Liu, and Feng Yun. Phase transition and bandgap engineering in $B_{1-x}Al_xN$ alloys: DFT calculations and experiments. *Applied Surface Science*, 575:151641, 2 2022.
- [17] Jimmy Xuan Shen, Darshana Wickramaratne, and Chris G. Van De Walle. Band bowing and the direct-to-indirect crossover in random baln alloys. *Physical Review Materials*, 1, 11 2017.
- [18] Rashid Ahmed, Fazal e Aleem, S. Javad Hashemifar, and Hadi Akbarzadeh. First principles study of structural and electronic properties of different phases of boron nitride. *Physica B: Condensed Matter*, 400:297–306, 11 2007.
- [19] A. van de Walle, M. D. Asta, and G. Ceder. The Alloy Theoretic Automated Toolkit: A user guide. *Calphad*, 26:539–553, 2002.
- [20] A. van de Walle. Multicomponent multisublattice alloys, nonconfigurational entropy and other additions to the Alloy Theoretic Automated Toolkit. *Calphad*, 33:266–278, 2009.
- [21] A. van de Walle and G. Ceder. Automating first-principles phase diagram calculations. *J. Phase Equilib.*, 23:348–359, 2002.
- [22] A. van de Walle and M. D. Asta. Self-driven lattice-model monte carlo simulations of alloy thermodynamic properties and phase diagrams. *Model. Simul. Mater. Sc.*, 10:521, 2002.
- [23] A. van de Walle, P. Tiwary, M. M. de Jong, D. L. Olmsted, M. D. Asta, A. Dick, D. Shin, Y. Wang, L.-Q. Chen, and Z.-K. Liu. Efficient stochastic generation of special quasirandom structures. *Calphad*, 42:13–18, 2013.
- [24] Jan S. Wróbel, Duc Nguyen-Manh, Mikhail Yu Lavrentiev, Marek Muzyk, and Sergei L. Dudarev. Phase stability of ternary fcc and bcc Fe-Cr-Ni alloys. *Physical Review B - Condensed Matter and Materials Physics*, 91, 1 2015.
- [25] G. Kresse and J. Hafner. Ab initio molecular dynamics for liquid metals. *Physical Review B*, 47:558, 1993.
- [26] G. Kresse and J. Hafner. Ab initio molecular-dynamics simulation of the liquid-metal-amorphous-semiconductor transition in germanium. *Physical Review B*, 49(20):14251, 1994.
- [27] G. Kresse and J. Furthmüller. Efficiency of ab-initio total energy calculations for metals and semiconductors using a plane-wave set. *Computational Materials Science*, 6:15, 1996.
- [28] G. Kresse and J. Furthmüller. Efficient iterative schemes for ab initio total-energy calculations using a plane-wave basis set. *Physical Review B*, 54:11169–11186, 1996.
- [29] J. P. Perdew, K. Burke, and M. Ernzerhof. Erratum generalized gradient approximation made simple. *Phys. Rev. Lett.*, 78:1396, 1997.
- [30] P. E. Blochl. Projector augmented-wave method. *Physical Review B*, 50:17953, 1994.
- [31] J. P. Perdew, K. Burke, and M. Ernzerhof. Generalized gradient approximation made simple. *Physical Review Letters*, 77:3865, 1996.
- [32] A Togo and I Tanaka. First principles phonon calculations in materials science. *Scr. Mater.*, 108:1–5, Nov 2015.
- [33] Paolo Giannozzi, Stefano De Gironcoli, Pasquale Pavone, and Stefano Baroni. Ab initio calculation of phonon dispersions in semiconductors. *Physical Review B*, 43, 1991.
- [34] Xavier Gonze and Changyol Lee. Dynamical matrices, born effective charges, dielectric permittivity tensors, and interatomic force constants from density-functional perturbation theory. *Physical Review B*, 55:10355–10368, 4 1997.
- [35] Alexandros Kyrtos, Masahiko Matsubara, and Enrico Bellotti. First-principles study of the impact of the atomic configuration on the electronic properties of $Al_xGa_{1-x}N$ alloys. *Physical Review B*, 99, 1 2019.
- [36] Michael E. Coltrin and Robert J. Kaplar. Transport and breakdown analysis for improved

- figure-of-merit for AlGaN power devices. *J. Appl. Phys.*, 121(5):055706, Feb 2017.
- [37] Hillary Pan, Alex M. Ganose, Matthew Horton, Muratahan Aykol, Kristin A. Persson, Nils E.R. Zimmermann, and Anubhav Jain. Benchmarking coordination number prediction algorithms on inorganic crystal structures. *Inorganic Chemistry*, 60:1590–1603, 2 2021.
- [38] Nils E.R. Zimmermann and Anubhav Jain. Local structure order parameters and site fingerprints for quantification of coordination environment and crystal structure similarity. *RSC Advances*, 10:6063–6081, 2020.
- [39] J. Y. Tsao, S. Chowdhury, M. A. Hollis, D. Jena, N. M. Johnson, K. A. Jones, R. J. Kaplar, S. Rajan, C. G. Van de Walle, E. Bellotti, C. L. Chua, R. Collazo, M. E. Coltrin, J. A. Cooper, K. R. Evans, S. Graham, T. A. Grotjohn, E. R. Heller, M. Higashiwaki, M. S. Islam, P. W. Juodawlkis, M. A. Khan, A. D. Koehler, J. H. Leach, U. K. Mishra, R. J. Nemanich, R. C.N. Pilawa-Podgurski, J. B. Shealy, Z. Sitar, M. J. Tadjer, A. F. Witulski, M. Wraback, and J. A. Simmons. Ultrawide-bandgap semiconductors: Research opportunities and challenges. *Advanced Electronic Materials*, 4, 1 2018.