

Further Improving Distances to Binary Millisecond Pulsars with *Gaia* EDR3

ABIGAIL MORAN,¹ CHIARA M. F. MINGARELLI,^{1,2} MEGAN BEDELL,² AND DEBORAH GOOD¹

¹*Department of Physics, University of Connecticut, 196 Auditorium Road, U-3046, Storrs, CT 06269-3046, USA*

²*Center for Computational Astrophysics, Flatiron Institute, 162 Fifth Ave, New York, NY 10010, USA*

ABSTRACT

We have identified 7 objects in *Gaia* Early DR3 associated with 6 International Pulsar Timing Array (PTA) pulsars. We combine both pulsar timing based parallax distance measurements with *Gaia* parallaxes to their companions, in an effort to improve distance measurements. We confirm previous cross-match findings for pulsars J0437-4715, J1012+5307, J1024-0719, J1732-5049, and J1843-1113. We no longer find the companion to J1949+3106 even though it was detected with a $> 3\sigma$ confidence in *Gaia* DR2. It is therefore likely that any definite cross-match must be made with $> 3\sigma$ confidence, casting further doubt on companion identified with J1843-1113. We also report a low signal-to-noise detection of two candidates matched with J1747-4036 which we will continue to monitor. Encouragingly, the average signal-to-noise increase between *Gaia* DR2 and *Gaia* EDR3 is $\sim 50\%$, and the errors on the binary distances have improved by 10%.

Keywords: stars: distances, pulsars: general, gravitational waves, binary systems

1. INTRODUCTION

Milliseconds pulsars (MSPs) are some of the best clocks in nature. Since their discovery (Backer et al. 1982) several branches of research in astrophysics have made use of MSP timing, including pulsar timing arrays (PTAs; Sazhin 1978; Detweiler 1979; Hellings & Downs 1983), tests of general relativity (Lazaridis et al. 2009), and mapping dark matter densities (Philips et al. 2021).

For these experiments, outcomes are improved with improved pulsar distance measurements. Finding these distances can be difficult since many MSPs are kiloparsecs away, thus making precise parallax measurements difficult. For some pulsars in binaries, we can use estimate their distances by using the so-called kinematic distance measurement (D_k ; Shklovskii 1970), though this is also exceptionally challenging.

The distance to a pulsar can also be constrained indirectly – the Dispersion Measure (DM) of a pulsar is the delay in the arrival of a pulse as a result of its travel through the ionized interstellar medium. These measurements therefore are dependant on the column density of electrons in the model of the galaxy. The two principal models currently in use are Cordes & Lazio (2002) and Yao et al. (2017), hereafter referred

to as NE2001 and YMW16 respectively, however there is a great deal of uncertainty in these DM-based distance estimates, e.g. (Cordes et al. 2016), conservatively 20 – 40%.

The binary pulsar companions thus offer the opportunity to determine the pulsar’s distance by finding an optical counterpart in e.g. *Gaia*. While Jennings et al. (2018) carried out a cross-match between pulsars with known companions and *Gaia* DR2, Mingarelli et al. (2018) (hereafter M18) combined both pulsar-timing-based parallaxes with *Gaia*-based parallaxes to improve the overall distance measurement. Here we repeat the cross-match with *Gaia* Early DR3 (EDR3).

In *Gaia* EDR3 we identified companions to six pulsars, five of which were also identified in our analysis of *Gaia* DR2 (see M18): J0437-4715, J1012+5307, J1024-0719, J1732-5049, J1747-4036, and J1843-1113. In M18 we tentatively identified the binary companion to J1843-1113 which we again detected in *Gaia* EDR3. The significance is still low, so this result is still inconclusive. We also identify two cross-match results for J1747-4036, however like J1843-1113 this pulsar has no known companions, and thus we will continue to monitor it.

All of the data analysis software which was used in this work is publicly available on github, written in Python at <https://github.com/abby-moran/gaiaEDR3-pulsars>.

2. IDENTIFYING BINARY CANDIDATES IN *GAIA*

2.1. Cross-Matching IPTA DR2 with Gaia EDR3

We cross referenced the sky positions of MSPs in IPTA DR2 with objects in *Gaia* EDR3 (Gaia Collaboration et al. 2021). Searching around the pulsars with a radius of 3 arcseconds returned 14 objects as candidates for association with 10 IPTA pulsars. Using the proper motion and coordinates of each candidate match, we updated the *Gaia* objects to the IPTA’s epoch. We require that the object’s position is within 3σ of the pulsar’s position in IPTA DR2.

Applying these cuts reveals candidate companions to J0437-4715, J1012+5307, J1024-0719, J1732-5049, and J1843-1113, and two objects associated with pulsar J1747-4036.

2.2. False Alarm Probabilities: Chance Association?

It is possible that in certain more crowded parts of the galaxy, pulsar systems can have a higher false-alarm-probabilities (FAPs): the *Gaia* object and the pulsar are in chance alignment rather than a binary system.

In order to test this null hypothesis we calculate the FAP for each potential system. We do this by randomizing the pulsar’s sky coordinates within three arcseconds in both right ascension and declination. This has the added benefit of taking into account the parts of the sky where the pulsars are more likely to randomly align with a *Gaia* object. We then search around the pulsar within a radius of 3 arcseconds for *Gaia* objects and repeat the process at least 10^6 times. The number of trials in which a *Gaia* object is found divided by the number of total trials gives the FAP.

2.3. False Alarm Probabilities: Temperatures

Many IPTA pulsars have known binary companions, and some of these companions have published effective temperatures. In an effort to further validate our *Gaia*-IPTA cross-matches, we calculate the temperatures of each cross-matched *Gaia* object based on *Gaia* EDR3 photometric data using the mean G-band magnitude for blue light, G_{BP} , and for red light, G_{RP} . Specifically, we calculate the effective temperature following Equation 1, as in Jordi et al. (2010):

$$\log(T_{\text{eff}}) = 3.999 - 0.654(C_{XP}) + 0.709(C_{XP})^2 - 0.316(C_{XP})^3 \quad (1)$$

where C_{XP} is given by $G_{BP} - G_{RP}$. For objects with $C_{XP} < 1.5$ Equation 1 has a standard error of $\sigma_T = .0046T_{\text{eff}}$. The error introduced by this model increases as we approach $C_{XP} = 1.5$, which is the case for several of our cross-matches. While *Gaia* does not report uncertainties on the magnitudes used in Equation 1, Riello et al. (2021) estimates that for stars in *Gaia* EDR3 with $G \approx 19$ this uncertainty is 2.6mmag. Our final error is

the combination of this uncertainty, and the uncertainty introduced by Equation 1.

For objects with $C_{XP} > 1.5$, we explore an alternate route to estimate the T_{eff} . We compare the photometric data of the *Gaia* EDR3 object to the synthetic catalog in Jordi et al. (2010): based on the object’s magnitude in blue (G_{BP}) and red (G_{RP}) as well as its color ($G_{BP} - G_{RP}$), we find the synthetic star which is most similar to our *Gaia* object. We then use the T_{eff} of this similar object as an estimate for the companion’s temperature.

3. RESULTS

We have identified binary companions in *Gaia* EDR3 to pulsars J0437-4715, J1012+5307, J1024-0719, J1732-5049, J1747-4036, and J1843-1113. We report the FAPs of these detections and distance measurements based on *Gaia* EDR3 parallaxes combined with pulsar timing-based parallax measurements. The results are summarized in Table 1.

We calculate the combined distance the systems by multiplying the posteriors of PTA and/or VLBI-based parallax measurements with the *Gaia* EDR3 parallax value, as was done in M18. We then apply the Bailer-Jones et al. (2021) prior and report the most probable distance to the system, i.e. the peak of the combined distance curve (see for example Figure 2). We report the 16th and 84th percentiles as the error.

Interestingly, two companions were identified in the DR2 analysis which are not reported here — those associated with pulsars J1949+3106 and J1910+1256. We found no object associated with pulsar J1949+3106 in EDR3 within a 3 arcsecond search radius (see subsection 3.7). A match was found to pulsar J1910+1256 just as in M18, but was eliminated by our stringent requirements for it proper motion and sky location accuracy.

A companion to pulsar J1843-1113 was reported in M18 and was found again in our cross-match using *Gaia* EDR3. However, due to a high FAP and a low SNR (see subsection 3.6), we do not compute a new distance to this pulsar and as such it is not included in Table 1.

The companions we have identified in *Gaia* EDR3 are shown on a color-magnitude plot in Figure 1. Also on this diagram, in blue, we show a sample of well measured stars from Gaia Collaboration et al. (2021). We account for the dust correction of Gaia magnitudes using the assumption that our median distance value is correct, and using a 3D dust map (Green et al. 2018). When this 3D map is not available, we use the Schlegel et al. (1998) 2D map.

Several companion objects appear within the valley between white dwarfs and main sequence stars. These stars are not alone; a significant portion of the stars

Pulsar	D_{DM} (pc) NE2001	D_{DM} (pc) YMW16	Previous par- allax (mas)	<i>Gaia</i> EDR3 parallax (mas)	Combined parallax (mas)	Distance (pc)	Reference
J0437-4715	138.9	156.1	6.37 ± 0.09	7.10 ± 0.52	6.40 ± 0.05	$156.75^{+0.24}_{-0.24}$	D08, D16
J1012+5703	411.4	804.7	0.92 ± 0.20	1.74 ± 0.29	1.17 ± 0.02	$839.04^{+14.0}_{-14.0}$	D16, A18, D20
J1024-0719	382.6	376.2	0.86 ± 0.15	0.86 ± 0.28	0.85 ± 0.13	1122.33^{+250}_{-104}	IPTA DR2
J1732-5049	1411.2	1874.6	None	-0.54 ± 2.22	-0.54 ± 2.2	3873.8^{+4140}_{-1440}	IPTA DR2
J1747-4036 [A]	3391.5	7151.8	0.4 ± 0.7	-0.88 ± 0.46	-0.49 ± 0.38	6041.8^{+3222}_{-1710}	IPTA DR2
J1747-4036 [B]	3391.5	7151.8	0.4 ± 0.7	1.83 ± 0.97	0.87 ± 0.55	4027.8^{+3804}_{-1589}	IPTA DR2

Table 1: Summary of results. The combined distances take into account the *Gaia* EDR3 parallax measurement, all other available parallax measurements, and kinematic distances when applicable. The asymmetric errors on these distances represent the 16th and 84th percentiles. Distances based on dispersion measures assume a standard error of $\pm 20\%$ and are for comparison only.

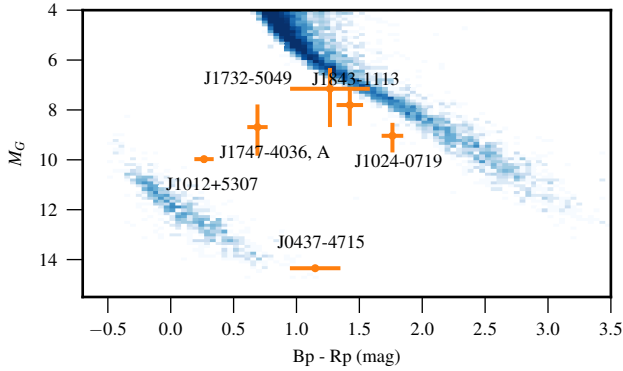


Figure 1: A color-magnitude plot displaying 6 of the companions to pulsars from this cross match (orange) against a background (blue) of well measured stars in the *Gaia* catalog.

in the *Gaia* catalog lie in this region (Gaia Collaboration et al. 2021). This notably includes the companion to J1732-5049, which is located firmly between the main sequence and white dwarfs. In Nelson et al. (2004), stars in this region are identified as helium-rich degenerate dwarfs. This is consistent with the values of T_{eff} reported here for the candidate companions to J1012+5307 and J1747-4036 (Object A).

3.1. J0437-4715

Pulsar J0437-4715 is in a 5.7 day orbit with a white dwarf companion, and is one of the closest binary MSPs to the Earth (Johnston et al. 1993; Verbiest et al. 2008). Based on VLBI measurements Deller et al. (2008) and Reardon et al. (2016) and report the system’s parallax as 6.396 ± 0.054 mas and 6.37 ± 0.09 mas respectively. Reardon et al. (2016) also report an independent distance measurement of 156.79 ± 0.25 pc based on the pulsar’s well measured orbital period derivative (thus

enabling a distance estimate via the Shklovskii effect, Shklovskii 1970).

We identified the binary companion to J0437-4715 as EDR3 4789864076732331648 – the same object identified by M18. In *Gaia* EDR3 we find that the parallax to this companion object is 7.10 ± 0.52 mas and thus our detection’s SNR is $7.10/0.52 = 13.5$. In M18 the parallax of the associated object is 8.33 ± 0.68 mas, thus EDR3 has improved the precision of the parallax by $\sim 25\%$.

We combine the parallax measurements from *Gaia* EDR3, Deller et al. (2008), and Reardon et al. (2016), and then further combine the dynamical distance from Reardon et al. (2016). This results in a final distance measurement of $156.75^{+0.24}_{-0.24}$ pc. The 5th and 95th percentiles of the distance are $156.75^{+0.41}_{-0.41}$ pc (see Figure 2). Our final combined distance varies very little from Deller et al. (2008) and Reardon et al. (2016). This is largely

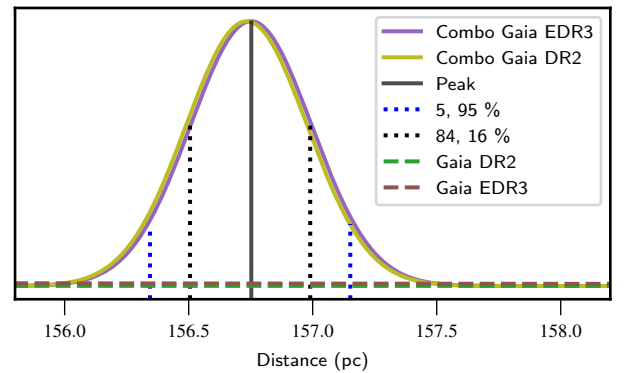


Figure 2: Distances to the system of pulsar J0437-4715. The combined curves include a kinematic distance from the IPTA, as well as parallax based distances from Deller et al. (2008) and Reardon et al. (2016) in addition to the specified *Gaia* distance.

due to errors in the *Gaia* parallax measurement being much higher than in other sources, resulting in a distance posterior which has little effect on the combined measurement. This was also the case in our analysis of *Gaia* DR2, where we reported a distance of $156.74^{+0.24}_{-0.24}$ pc (M18).

While there is a well-known companion to J0437-4715, for completeness we carry out our cross-match validations. We find $G_{BP} = 20.73$ and $G_{RP} = 19.57$ and use Equation 1 to find $T_{\text{eff}} = 5020 \pm 232$ K. Durant et al. (2012) reports $T_{\text{eff}} = 3950 \pm 150$ K for the white dwarf companion to J0437-4715, 4.6σ from our value. This is likely due to the fact our value of $C_{XP} = 1.16$ is close to the limit of validity of Equation 1, $C_{XP} = 1.5$. It is therefore possible that the error on our T_{eff} is underestimated.

We also computed the FAP of this association described in subsection 2.2 and found no positive results in 10^6 trials. This indicates a statistically strong, $\gg 5\sigma$ detection. We thus find it likely that this companion is indeed the known white dwarf companion to J0437-4715.

3.2. J1012+5307

Pulsar J1012+5307 is in a binary orbit with a low mass white dwarf companion (Nicastro et al. 1995). Desvignes et al. (2016) report the parallax of the pulsar as 0.92 ± 0.20 mas, and in Ding et al. (2020) the VLBI-based parallax was found to be 1.17 ± 0.02 mas.

We identified that this binary companion is EDR3 851610861391010944 (see Figure 3) – the same object identified by M18. We find that the parallax measurement to this object is 1.74 ± 0.29 mas with $\text{SNR} = 6.0$. We combine this with the Desvignes et al. (2016) and Ding et al. (2020) measurements and incorporate the recent Arzoumanian et al. (2018) D_k estimate to yield a final distance of $839.04^{+14.00}_{-14.00}$ pc. This is $839.04^{+24.00}_{-22.00}$ pc when we use the 5th and 95th percentiles. In *Gaia* DR2 (see M18) the combined distance to this system is reported as 862.6 ± 19.9 pc, in good agreement with our results here. Both of these values are dominated by the very precise VLBI measurement, and thus the *Gaia* parallax values have little effect.

The FAP of this detection is 4.2×10^{-4} , indicating a 3.5σ detection. Furthermore, this *Gaia* object has $G_{BP} = 19.71$ and $G_{RP} = 19.45$ thus using Equation 1 we find $T_{\text{eff}} = 7407 \pm 342$ K. The temperature reported in Sánchez et al. (2020) is 8475^{+26}_{-21} K – 3.1σ difference. Both temperatures indicate that the star is a cool white dwarf, and therefore it is likely that *Gaia* EDR3 851610861391010944 is indeed the previously identified white dwarf binary companion.

3.3. J1024-0719

Pulsar J1024-0719 is in an ultra-wide binary system ($P_b > 200$ years) with a low mass, main sequence star (Bassa et al. 2016; Kaplan et al. 2016). The spectral type of the companion object was analyzed in Kaplan et al. (2016) and Bassa et al. (2016).

We identify this companion as EDR3 3775277872387310208 – with $\text{SNR} = 3.08$ – the same object as in M18. Here we find a parallax measurement of 0.86 ± 0.28 mas. We combine this with the pulsar timing based parallax measurement from IPTA DR2, 0.86 ± 0.15 mas to yield a new distance measurement of $1122.33^{+249.5}_{-103.8}$ pc. This distance is again in good agreement with the distance reported in M18, which is 1155^{+294}_{-116} pc (see Figure 4).

This identification has a false alarm probability of 10^{-11} , indicating a statistically strong $\gg 5\sigma$ detection. Since the object has $C_{XP} = 1.8$, we must compare the object to the synthetic catalog to estimate its temperature instead of using Equation 1. We find that this object has $G_{BP} = 20.08$ and $G_{RP} = 18.26$, data characteristic of a ~ 3500 K star, which indicates a cool main sequence star. The known values of T_{eff} from Kaplan et al. (2016) and Bassa et al. (2016) (3900^{+60}_{-40} K and 4050 ± 50 K respectively) indicating the same type of object.

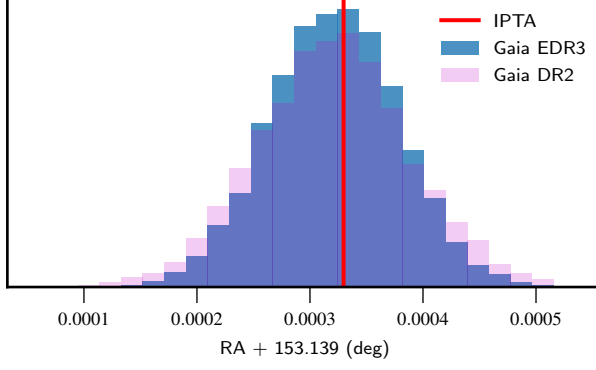
3.4. J1732-5049

Pulsar J1732-5049 has a binary companion in IPTA DR2 with a period of 5.3 days. We tentatively identify this companion as EDR3 5946288492263176704, the same object that was identified in *Gaia* DR2 M18. The parallax measurement to this object in EDR3 is -0.54 ± 2.22 mas. It is not unprecedented for negative parallax values to be reported in the literature, and as such, we proceed with the analysis. While negative parallaxes are unphysical, it may be useful to monitor this binary companion in the hopes of obtaining improved parallax measurements.

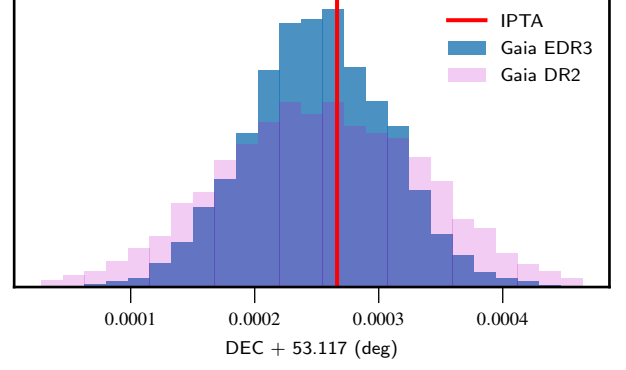
We find the distance to this object to be $3873.8^{+4139.8}_{-1439.8}$ pc. When we report the 5th and 95th percentiles this is $3873.8^{+6178.7}_{-2481.4}$ pc (see Figure 5).

The distance reported in M18 from *Gaia* DR2 is 3980 pc, with the 16th percentile as 4820 pc and the 84th as 10999 pc. Thus we see a 12% decrease in the upper error margin.

The EDR3 identification has a relatively high FAP on the order of 10^{-2} , making this a very weak 2.3σ detection. This is even weaker than in DR2 where the FAP was $\sim 10^{-3}$ (M18). Moreover, given what we’ve learned from J1949+3106 in M18, we cannot yet claim that this is a detection.

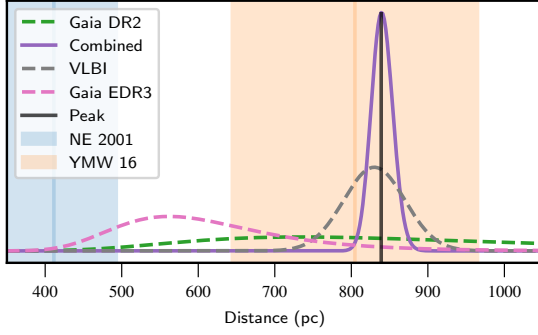


(a) Right Ascension of J012+5307's Gaia companion

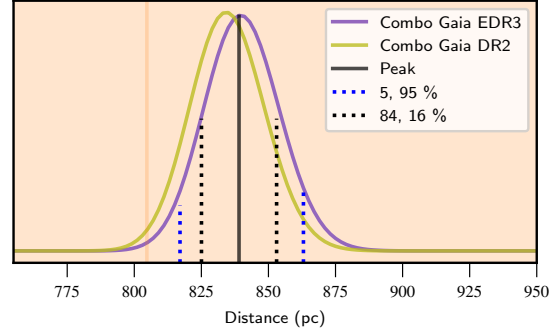


(b) Declination of J012+5307's Gaia companion

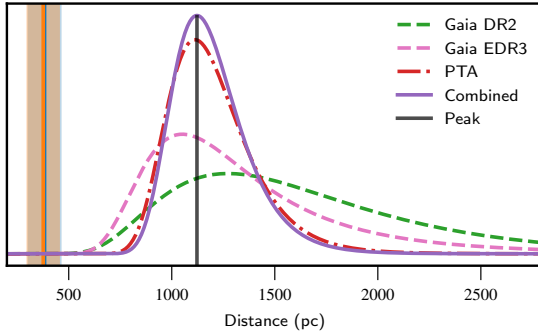
Figure 3: The sky position of the *Gaia* companion to J1012+5307. The positions from DR2 are shown for comparison to the EDR3 coordinates. The pulsar's position in IPTA DR2 is shown in red. The *Gaia* right ascension error decreased by 15% from DR2 to EDR3, and the declination error by 33%.



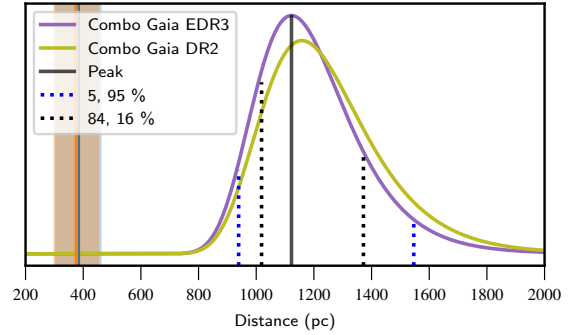
(a) Distances to J1012+5307



(b) Combined distances to J1012+5307



(c) Distances to J1024-0719



(d) Combined distances to J1024-0719

Figure 4: Distances to pulsars J1012+5307 and J1024-0719. All DM distances are shown for comparison only and are not used in any distance calculations. The uncertainties of these distances assume a standard error of $\pm 20\%$. In panel (a) the combined measurement to J1012+5307 includes the IPTA parallax measurement as well as the kinematic distance found in [Arzoumanian et al. \(2018\)](#).

We look to the temperature of the object to help us further understand the validity of the cross-match. With $G_{BP} = 21.40$ and $G_{RP} = 19.82$ this object has $C_{XP} = 1.6$ thus we calculate the temperature using both

[Equation 1](#) and via comparison to the synthetic catalog from [Jordi et al. \(2010\)](#). Using the former, we calculate that this companion object has $T_{\text{eff}} = 3104 \pm 146$ K. However, the error on this is likely underestimated

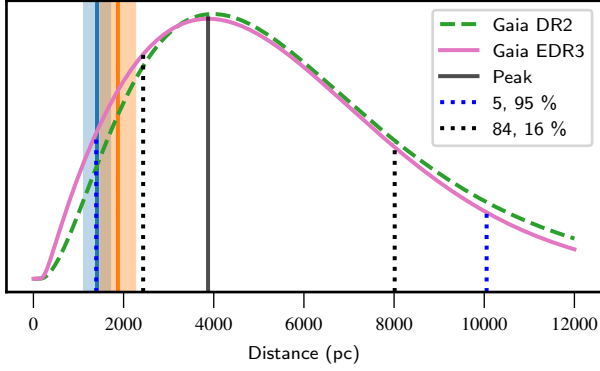


Figure 5: Distances to the system of pulsar J1732-5049 and its binary companion.

due to the constraints of the model. When the synthetic catalog method is used, we find $T_{\text{eff}} \sim 4000\text{K}$.

3.5. J1747-4036

Pulsar J1747-4036 has been classified as a solitary system (Kerr et al. 2012). Here, we identify two objects in *Gaia* EDR3 that are candidates for association with the MSP. These objects are EDR3 5957827763757710080 and EDR3 5957827763757708544, referred to hereafter as Object A and Object B, which are separated by 2.226 arcseconds. Either one of these objects may be a binary companion to J1747-4036, but with the current *Gaia* data, we are unable to determine which is the false match (see Figure 6).

The *Gaia* EDR3 parallax measurements of Objects A and B are -0.88 ± 0.46 mas and 1.83 ± 0.97 mas respectively. These detections thus have SNRs of -1.91 and 1.89.

In IPTA DR2 J1747-4036 has a parallax of 0.4 ± 0.7 mas. We combine this parallax measurement the *Gaia* parallax measurement of Object A and compute the distance to be $6041.8^{+3221.7}_{-1710.2}$ pc. When the IPTA value is instead combined with Object B the distance is $4027.8^{+3804.3}_{-1589.0}$ pc.

J1747-4036’s companion has a FAP on the order of 10^{-1} , making these weak 1.5σ detection.

We find that Object A has $G_{\text{BP}} = 20.33$ and $G_{\text{RP}} = 19.14$, thus using Equation 1 we find that Object A has $T_{\text{eff}} = 4927 \pm 227$ K, a temperature consistent with a cool white dwarf star (Jordi et al. 2010). There is no photometric data for Object B in *Gaia* EDR3.

The two *Gaia* objects, A and B, have an angular separation of 2.226 arcseconds. This translates to a physical separation on the order of 10^3 AU. Given the high degree of precision on *Gaia* EDR3 coordinates, it is thus improbable that these two objects are associated with one another. It is more plausible that at least one ob-

ject, and possible both, is/are a false match. We are hopeful that in upcoming data releases we will be able to verify or refute one or both matches.

3.6. J1843-1113

M18 reported a possible companion to pulsar J1843-1113 with 2.5σ confidence. Our cross-match of J1843-1113’s sky position using *Gaia* EDR3 again returned EDR3 4106823440438736384. The parallax measurement to the object is 1.06 ± 0.52 mas in EDR3 and thus has an SNR of 2.0, nearly double the *Gaia* DR2 SNR reported in M18.

The FAP of this detection is on the order of 10^{-2} , indicating a weak 1.8σ detection, a significant decrease from the 2.5σ detection in M18. Furthermore the object has $G_{\text{BP}} = 20.85$, $G_{\text{RP}} = 18.89$ and $C_{\text{XP}} = 2.0$, thus we use the synthetic catalog to estimate the temperature. We find $T_{\text{eff}} \sim 3350\text{K}$, a temperature typical of a cool white dwarf. This is not consistent with Figure 1 in M18 which indicates that the match is a main sequence star.

Given this inconsistency, a high FAP, and a relatively low SNR, we do not compute a new distance to J1843-1113. The pulsar has been studied for decades as a part of PTAs with nothing in timing data to indicate a companion object, thus we find it likely that this is a false association. With future cross matches we emphasize that detections below 3σ are tentative associations at best, and the need for multiple methods of verification (i.e. temperature) for new companions.

3.7. J1949+3106

In M18 we identified *Gaia* DR2 2033684263247409920 as the binary companion to pulsar J1949+3106. We reported a FAP of 3.19×10^{-3} , which we believed made it a strong 3σ detection. However, in our search of *Gaia* EDR3, no objects within 3 arcseconds of pulsar J1949+3106 were found. When the search radius was increased to 10 arcseconds, 18 objects, including the original DR2 candidate companion, were found. However, upon further inspection neither the DR2 candidate companion nor any of the other objects meet the criteria to be a candidate for association with J1949+3106.

While IPTA DR2 confirm that a companion should exist, we find it unlikely that the *Gaia* DR2 2033684263247409920 is this companion. In future data releases we will nonetheless continue to monitor J1949+3106 in hopes of identifying its binary companion, either as this original object or as an entirely different *Gaia* object. Furthermore, going forward with cross matches of future *Gaia* data releases, definite identifications must be made with $> 3\sigma$ confidence as a result of this false association with J1949+3106.

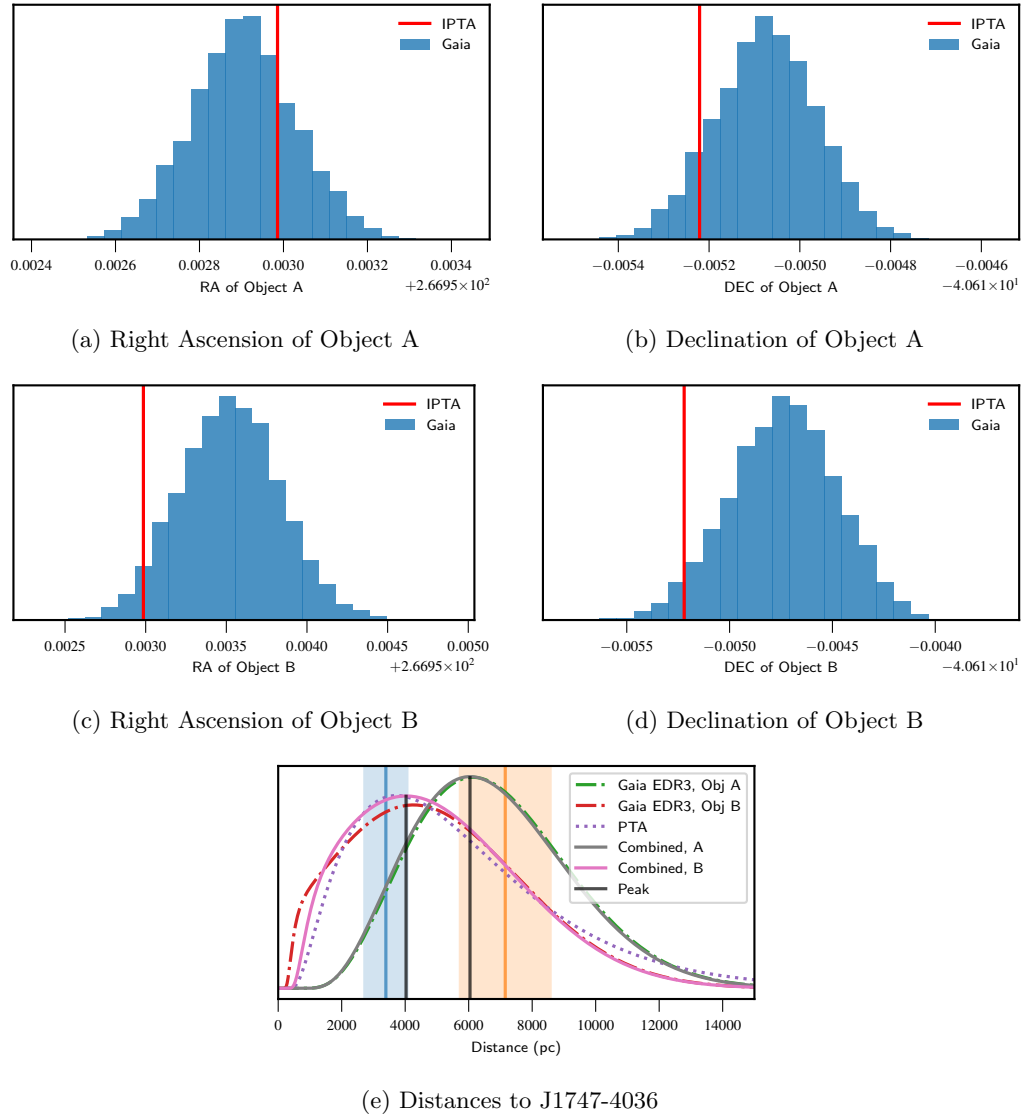


Figure 6: Panels (a) through (d) show comparisons of the location of pulsar J1747-4036 (red) and candidate companion objects (blue) after updating the *Gaia* object positions to the IPTA epoch. Both objects’ positions are consistent with the IPTA position of J1747-4036. Panel (e) shows distances to the system of pulsar J1747-4036.

4. DISCUSSION

We have confirmed associations to four MSPs in *Gaia* EDR3 as well as identified two new candidates for association with J1747-4036. For each binary pulsar, these associations resulted in more precise distance measurements (see Table 1). We also identified a false positive association with J1949+3106 from M18 which casts doubt on the previous and current association with J1843-1113. We therefore conclude that detections must have $> 3\sigma$ confidence to be considered companion identifications. As an alternate means of verification, we calculated companion temperatures. However, *Gaia* photometric data for these dim objects is not yet precise

enough to validate these detections. We expand on this below.

Parallax measurements improve over time with $T^{-1/2}$, thus since the EDR3 release comes 12 months after DR2, we expect to see little change in error since $(12/12)^{-0.5} = 1$ (Jennings et al. 2018). Despite this, the average increase in SNR from DR2 to EDR3 is 50% (not including J1843-1113 since it is likely a false association). The only object for which the SNR did not improve is the companion to J1732-5049, which is in both cases a negative, nonphysical parallax. When this is excluded, the increase in SNR is 80%. Furthermore, the *Gaia* mission has been extended to 2025, promising

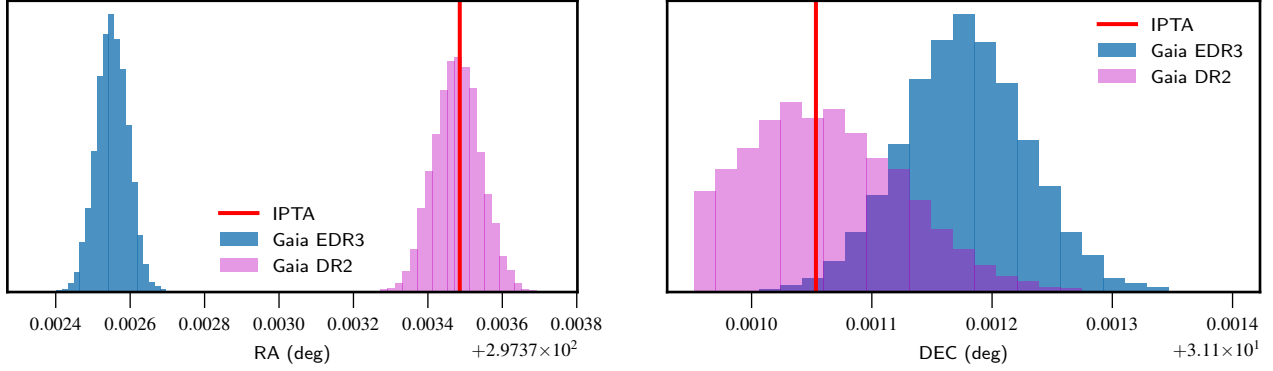
(a) Right Ascension of J1949+3106's former *Gaia* match(b) Declination of J1949+3106's former *Gaia* match

Figure 7: False association: the sky position of J1949+3106 (red IPTA bar) as compared to the object identified in *Gaia* DR2 as the pulsar's companion (pink). The *Gaia* EDR3 data (blue) illustrate that this was a false association.

a DR4 based on 66 months of information². We therefore expect to see a further improvement in parallax of $(32/12)^{-0.5} \sim 0.6$ over the next 32 months.

We find that the combined distances we report to pulsars J1024-0719, J1732-5049, and J1747-4036 are outside of the assumed error of $\pm 20\%$ on DM based distances. For J1024-0719 in particular both values of D_{DM} are less than half as large as the parallax distances. We thus find that these models have underestimated the electron density in the localized regions of these pulsar systems.

As compared to the distances from *Gaia* DR2, in EDR3 the combined distance measurements are more precise for every pulsar save J0437-4715 which has such a precise VLBI-based distance measurement that the combined distance has not changed. On average, distance errors have decreased by 28%.

In an effort to further validate our cross match results we calculate the FAP for each pulsar system and the T_{eff} for the companion objects to compare them to published values in the literature. We note that in M18 a match to pulsar J1949+3106 was discovered with a FAP of 3.19×10^{-3} , a 3σ detection. In this data release, the same object was not a match, indicating that the DR2 identification was likely false. This suggests that for current and future cross matches, in order to determine if an object is associated with a pulsar, a detection of $> 3\sigma$ must be made.

With regards to the T_{eff} calculations, we found that only three *Gaia* companions are suitable to use with Equation 1 ($C_{XP} < 1.5$): these are J0437-4715, J1012+5307, and J1747-4036. The latter has no published T_{eff} value, so we focus our attention on comparing the T_{eff} values of J0437-4715 and J1012+5307 to those

in the literature. Due to the colors of the companions to pulsars J1024-0719 and J1732-5059, we use the Jordi et al. (2010) catalog instead of Equation 1.

Companions to J0437-4715 and J1012+5307 were $\gg 3\sigma$ detections. For J0437-4715's companion, Durant et al. (2012) reports a temperature 4.6σ from what we calculate, and both values are characteristic of a white dwarf companion. For J1012+5307, Sánchez et al. (2020) reports a temperature 3.1σ from our calculated value, however both temperatures indicate a cool white dwarf.

Indeed, the *Gaia* temperatures are $3 - 5\sigma$ different from published values, however we find that this temperature matching is good enough to classify the type of *Gaia* object, and can therefore still be useful.

For the remaining two systems, we compare the *Gaia* photometric data to the synthetic catalog in Jordi et al. (2010) to estimate temperatures. We also find that the estimated temperatures are useful for classifying the type of *Gaia* object. The temperature of the companion to J1024-0719 indicates a main sequence object and that J1732-5049 has a helium-rich degenerate dwarf companion — consistent with the classifications made in Kaplan et al. (2016); Bassa et al. (2016).

Gaia DR4 will report data based on twice as many transits as EDR3. Since Jordi et al. (2010) reports that error on photometric color data scales as $C_{XP} \sim 1/\sqrt{N}$ where N is the number of transits, this photometric data is expected to improve by a factor of $1/\sqrt{2} = 0.7$. Indeed both methods of temperature measurement may become more useful with data from future *Gaia* releases as photometric measurements improve. Since photometric data for the vast majority of sources will remain unchanged in *Gaia* DR3 as compared to EDR3 we do not expect any change in temperature results before DR4,

² <https://www.cosmos.esa.int/web/gaia/release>

when we also expect to see a 60% decrease on parallax measurement errors (Fabricius et al. 2021).

5. ACKNOWLEDGEMENTS

We thank The Astropy Collaboration et al. (2013), Jones et al. (2001–), van der Walt et al. (2011), and Price (2020) for free Python software which was used to conduct our cross match and analyze the results. We also thank K. Breivik, N. Khusid, and A. Casey-Clyde for useful conversations. This work has made use of data from the European Space Agency (ESA) mission Gaia (<https://www.cosmos.esa.int/gaia>), processed by the Gaia Data Processing and Analysis Consortium

(DPAC, <https://www.cosmos.esa.int/web/gaia/dpac/consortium>). Funding for the DPAC has been provided by national institutions, in particular the institutions participating in the Gaia Multilateral Agreement.

AM thanks the Center for Computational Astrophysics’s intern program. Her time with this program has benefited this work. The Center for Computational Astrophysics is a division of the Flatiron Institute in New York City, which is supported by the Simons Foundation. Funding for this project has been provided by the University of Connecticut’s Summer Undergraduate Research Fund (SURF). This research was supported in part by the National Science Foundation under Grants No. NSF PHY-1748958, PHY-2020265, and AST-2106552.

REFERENCES

- Arzoumanian, Z., Brazier, A., Burke-Spolaor, S., et al. 2018, *ApJS*, 235
- Backer, D. C., Kulkarni, S. R., Heiles, C., et al. 1982, *Nature*, 300
- Bailer-Jones, C., Rybizki, J., Fouvésneau, M., et al. 2021, *AJ*, 161
- Bassa, C. G., Janssen, G. H., Stappers, B. W., et al. 2016, *MNRAS*, 460
- Cordes, J. M., & Lazio, T. J. W. 2002, *ArXiv Astrophysics e-prints*, astro-ph/0207156
- Cordes, J. M., Shannon, R. M., & Stinebring, D. R. 2016, *ApJ*, 817
- Deller, A. T., Verbiest, J. P. W., Tingay, S. J., et al. 2008, *AAS*, 685
- Desvignes, G., Caballero, R. N., Lentati, L., et al. 2016, *MNRAS*, 458
- Detweiler, S. 1979, *AJ*, 234
- Ding, H., Deller, A. T., Freire, P., et al. 2020, *ApJ*, 896
- Durant, M., Kargaltsev, O., Pavlov, G. P., et al. 2012, *ApJ*, 746
- Fabricius, C., Luri, X., Arenou, F., et al. 2021, *A & A*
- Gaia Collaboration, Brown, A. G. A., Vallenari, A., et al. 2021, *A & A*, 649
- Green, G. M., Schlafly, E. F., Finkbeiner, D., et al. 2018, *MNRAS*, 478, 651
- Hellings, R., & Downs, G. 1983, *AJ*, 265
- Jennings, R. J., Kaplan, D. L., Chatterjee, S., et al. 2018, *ApJ*, 864, 26
- Johnston, S., Lorimer, D. R., Harrison, P. A., et al. 1993, *Nature*, 361
- Jones, E., Oliphant, T., Peterson, P., et al. 2001–, *SciPy: Open source scientific tools for Python*.
<http://www.scipy.org/>
- Jordi, C., Gebran, M., Carrasco, J. M., et al. 2010, *A&A*, 523
- Kaplan, D. L., Kupfer, T., Nice, D. J., et al. 2016, *ApJ*, 826, 86
- Kerr, M., Camilo, F., Johnson, T. J., et al. 2012, *ApJL*, 748
- Lazaridis, K., Wex, N., Jessner, A., et al. 2009, *MNRAS*, 400
- Mingarelli, C. M. F., Anderson, L., Bedell, M., et al. 2018, *ArXiv Astrophysics e-prints*, arXiv:1812.06262
- Nelson, L. A., Dubeau, E., & MacCannell, K. A. 2004, *ApJ*, 616, 1124
- Nicastro, L., Lyne, A. G., Lorimer, D. R., et al. 1995, *MNRAS*, 273
- Philips, D. E., Ravi, A., Ebadi, R., & Walsworth, R. L. 2021, *Physical Review Letters*, 126
- Price, D. C. 2020, *PyGEDM*.
<https://github.com/frbs/pygedm>
- Reardon, D. J., Hobbs, G., Coles, W., et al. 2016, *MNRAS*, 455
- Riello, M., De Angeli, F., Evans, D. W., et al. 2021, *A&A*, 649
- Sazhin, M. 1978, *Societ Ast*, 22
- Schlegel, D. J., Finkbeiner, D. P., & Davis, M. 1998, *ApJ*, 500, 525
- Shklovskii, I. S. 1970, *Nature*, 225
- Sánchez, D. M., Istrate, A. G., van Kerkwijk, M. H., et al. 2020, *MNRAS*, 494
- The Astropy Collaboration, Robitaille, T. P., Tollerud, E. J., et al. 2013, *Astropy: A community Python package for astronomy*,
doi: <https://doi.org/10.1051/0004-6361/201322068>

van der Walt, S., Colbert, S. C., & Varoquaux, G. 2011,
The NumPy array: a structure for efficient numerical
computation.

Verbiest, J. P. W., Bailes, M., van Straten, W., et al. 2008,
ApJ, 679

Yao, J. M., Manchester, R. N., & Wang, N. 2017, ApJ, 835