

Fast same-step forecast in SUTSE model and its theoretical properties

Wataru Yoshida and Kei Hirose

Kyushu University

Abstract

We consider the problem of forecasting multivariate time series by a Seemingly Unrelated Time Series Equations (SUTSE) model. The SUTSE model usually assumes that error variables are correlated. A crucial issue is that the model estimation requires heavy computational loads because of a large matrix computation, especially for high-dimensional data. To alleviate the computational issue, we propose a two-stage procedure for forecasting. First, we perform the Kalman filter as if error variables are uncorrelated; that is, univariate time-series analyses are conducted separately to avoid a large matrix computation. Next, the forecast value is computed by using a distribution of forecast error. The proposed algorithm is much faster than the ordinary SUTSE model because we do not require a large matrix computation. Some theoretical properties of our proposed estimator are presented. Monte Carlo simulation is performed to investigate the effectiveness of our proposed method. The usefulness of our proposed procedure is illustrated through a bus congestion data application.

Keywords: Kalman filter, state-space model, SUTSE model, limiting Kalman filter

1 Introduction

Multivariate time series data analysis has been recently developed in various fields to achieve high-quality forecasts and investigate the correlations among time series: for example, forecast of energy consumption and crowd-flow [Gong et al. 2020]. In particular, a state-space model is applied widely for forecasting time series, and a number of model estimation procedures have been proposed. One of the most famous methods is the Kalman filter [Kalman 1960b] and its extensions: for example, the Adaptive Kalman filter [Mohamed and Schwarz 1999] and the Robust Kalman filter [Koch and Yang 1998]. In recent times, the deep Kalman filtering network which fuses deep neural networks and the Kalman filter, has been proposed as well [Lu et al. 2018]. The Kalman filter and its

extensions have been used in various fields of research, such as tracking [Jondhale and Deshpande 2018], photovoltaic forecasting [Pelland et al. 2013], and traffic volume forecasting [Xie et al. 2007].

In this study, we employ a Seemingly Unrelated Time Series Equations (SUTSE) model [Fernández and Harvey 1990, Antoniou and Yannis 2013], a special case of the state-space model. In the SUTSE model, multiple univariate time series equations are combined to express a single multivariate linear Gaussian state-space model. The SUTSE model usually assumes that components of a noise vector are correlated. In this case, the components of an observation vector are also correlated. As an example of an analysis using such a correlation structure, Moauro and Savio [2005] employed temporal disaggregation; that is, a low-frequency time series is transformed into a high-frequency series by interpolation. They performed the interpolation by making use of the correlation structure of a multivariate time series with different frequencies.

The SUTSE model can be applied not only to interpolation but also to forecasting. Suppose we have n observations of d -dimensional time series data, $\{y_1, \dots, y_n\} : y_t = (y_{1,t}, \dots, y_{d,t})^T, t = 1, \dots, n\}$, and some components of y_{n+1} , say $y_{\mathcal{A},n+1}$. Here, $\mathcal{A} \subset \{1, \dots, d\}$ and $y_{\mathcal{A},n+1}$ indicates a subvector of y_{n+1} whose indices consist of \mathcal{A} . We may consider two types of forecasts: the one-step-ahead forecast and the same-step forecast. The one-step-ahead forecast calculates the forecast value y_{n+1} by using the y_1, \dots, y_n . In the same-step forecast, we forecast the value of $y_{k,n+1}$ by using $\{y_1, \dots, y_n\}$ and $y_{\mathcal{A},n+1}$, where $k \notin \mathcal{A}$.

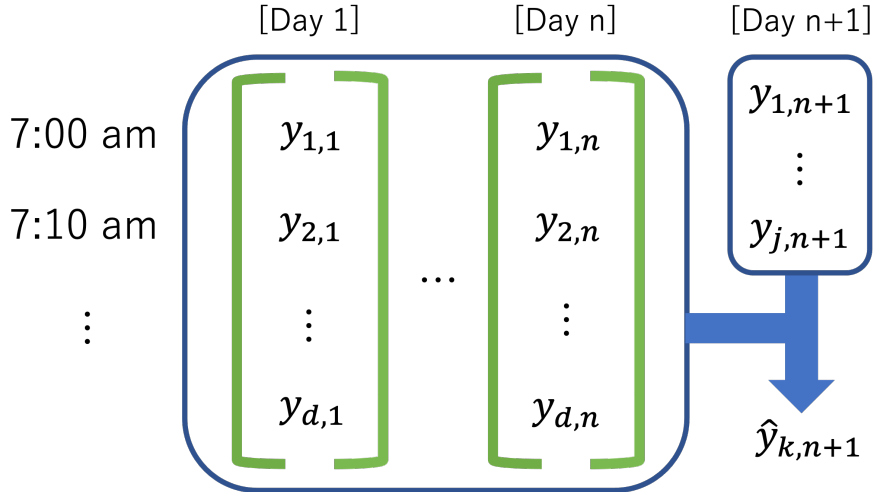


Figure 1.1 : Example: bus congestion same-step forecast

Figure 1.1 shows one example of the application of the same-step forecast. In this example, $y_{i,t}$ indicates the congestion of i th bus on t th day. We forecast the congestion using past congestion data; in other words, $\mathcal{A} = \{1, \dots, j\}$ when we forecast $y_{k,n+1}$, where k satisfies $k > j$. The same-step forecast can be used not only for a bus congestion forecast but also for a wide variety of practical applications, including electricity demand and price forecasting.

The same-step forecast is performed by modifying the one-step forecast based on the covariance

matrix estimation of the one-step-ahead forecast error. This estimation is conducted with the Kalman Filter. However, the Kalman filter requires heavy computational loads because of a large matrix computation, especially for high-dimensional data. The computational complexity is about $O(\max\{d^3, p^3\})$ [Willner et al. 1976], where p denotes the dimension of the state vector. In fact, we attempted to analyze 32-dimensional bus congestion data with the SUTSE model. Despite using the package FKF [Luethi et al. 2022], which can perform the Kalman filter very fast because of the implementation in C [Tusell 2011], it took approximately 11 hours to complete the analysis. The details of this experiment are given in Section 6.2.

One way to handle this computational issue would be to apply a method that accelerates the Kalman Filter algorithm. For a general linear Gaussian state-space model, a method to accelerate the Kalman filter is proposed by Koopman and Durbin [2000]. This method transforms the observation vectors into a univariate time series and then applies the Kalman filter to this univariate time series. A transformed univariate time series results in larger sample sizes than the original observation vectors, and its state vectors have the same dimension as the original vectors. Thus, this method reduces the cost of matrix calculations related to the original observation vectors. However, the matrix calculations related to the state vectors of transformed univariate time series must be done more times than the ordinary Kalman filter. Empirically, this method works well when $p \leq d$. Meanwhile, in the SUTSE model, it is mostly $p > d$. Therefore, this method may not speed up the Kalman filter adequately.

As seen above, the general methods for accelerating the Kalman filter in state-space models may not always speed up the SUTSE model. Thus, in this study, we propose a simple and faster method specialized for the same-step forecast in the SUTSE model. Specifically, the following two-stage procedure is proposed. First, a model estimation with the Kalman filter is performed separately for each dimension of observation vectors, as if components of the observation vector are uncorrelated, and the one-step-ahead forecast value is computed. With this procedure, the cost of matrix calculations involving both the observation and state vectors in the Kalman filter is significantly reduced. In addition, parallel computing can be applied. Next, the mean vector and the covariance matrix of the one-step-ahead forecast error are estimated using the results obtained from the Kalman filter in the first step. The same-step forecast value is computed by using the one-step-ahead forecast error distribution. Note that the mean vector and covariance matrix of the one-step-ahead forecast error are time-varying, and thus they are viewed as time-varying parameters. We show that these time-varying parameters converge under some assumptions. In particular, the mean vector converges to 0; consequently, we estimate the mean vector as 0. The sample covariance matrix is shown to be the consistent estimator of the limiting value; hence, we use the sample covariance matrix as an estimator of the covariance matrix of the one-step-ahead forecast error. Another possible covariance estimation method is applying the graphical lasso [Friedman et al. 2008] to the sample covariance matrix. When the sample size is not large enough compared with d , this estimation would be more suitable. Regardless of which covariance estimation method

is chosen, the second step does not take long. A Monte Carlo simulation shows that the proposed algorithm slightly sacrifices the forecast accuracy, while the computational time is greatly improved, resulting in a practical method of the same-step forecast for high-dimensional time series data. We also apply our proposed method to the bus congestion data. The result shows that the proposed method took about 8 seconds to analyze, while the existing method took approximately 11 hours.

The rest of this paper is structured as follows. In Section 2, the forecast methods using the SUTSE model are presented. We also review the Kalman filter in this section. In Section 3, we propose the fast same-step forecasting method and provide its theoretical properties. In Section 4, we prove the convergence of the mean vector and the covariance matrix of the one-step-ahead forecast error. Using this convergence, in Section 5, we prove the consistency of the estimator in the second step of the fast method. In Section 6, we conduct a Monte Carlo simulation and bus congestion forecasting to investigate the computational time and the forecast accuracy of our proposed algorithm. Section 7 presents the conclusion, and the Appendix contains proofs of lemmas and other supplemental work.

2 Forecasts using the SUTSE model

2.1 SUTSE model

Let y_1, y_2, \dots, y_n be $d \times 1$ observation vectors with $y_t := (y_{1,t}, \dots, y_{d,t})^T$. Assume that $y_{j,t}$ follow the linear-Gaussian state-space model:

$$\begin{cases} y_{j,t} = Z_t^{(j)} \alpha_t^{(j)} + \varepsilon_{j,t} \\ \alpha_{t+1}^{(j)} = T_t^{(j)} \alpha_t^{(j)} + \eta_t^{(j)} \end{cases} \quad (t = 1, 2, \dots, n, j = 1, 2, \dots, d), \quad (2.1)$$

where $\alpha_t^{(j)}$ is a $p^{(j)} \times 1$ state vector, $\varepsilon_{j,t}$ is an observation noise, $\eta_t^{(j)}$ is a $p^{(j)} \times 1$ state noise vector, $Z_t^{(j)}$ is a $1 \times p^{(j)}$ design matrix, and $T_t^{(j)}$ is $p^{(j)} \times p^{(j)}$ a transition matrix. Let $Z_t := \text{Diag}(Z_t^{(1)}, \dots, Z_t^{(d)})$, $\alpha_t := (\alpha_t^{(1)T}, \dots, \alpha_t^{(d)T})^T$, $T_t := \text{Diag}(T_t^{(1)}, \dots, T_t^{(d)})$, $\eta_t := (\eta_t^{(1)T}, \dots, \eta_t^{(d)T})^T$, and $p := p^{(1)} + \dots + p^{(d)}$. Then model (2.1) can be rewritten as the form of the multivariate linear-Gaussian state-space model:

$$\begin{cases} y_t = Z_t \alpha_t + \varepsilon_t \\ \alpha_{t+1} = T_t \alpha_t + \eta_t \end{cases} \quad (t = 1, 2, \dots, n), \quad (2.2)$$

where α_t is a $p \times 1$ state vector, ε_t is a $d \times 1$ observation noise vector, Z_t is a $d \times p$ design matrix, and T_t is a $p \times p$ transition matrix. We assume $\varepsilon_t \sim N(0, \Sigma_\varepsilon)$, $\eta_t \sim N(0, \Sigma_\eta)$, $\alpha_1 \sim N(a_1, P_1)$, and $\varepsilon_t, \varepsilon_k (t \neq k), \eta_t,$ and η_k are mutually uncorrelated. This model is called Seemingly Unrelated Time Series Equations model (SUTSE model) [Fernández and Harvey 1990].

2.2 One-step-ahead forecast

We now consider the forecast of y_{n+1} when y_1, y_2, \dots, y_n are given. The Kalman filter is well known to be used for this forecast. Let $a_t := E(\alpha_t|Y_{t-1})$, $P_t := V(\alpha_t|Y_{t-1})$, $v_t := y_t - Z_t a_t$, and $F_t := V(v_t|Y_{t-1})$, where Y_t denotes $\{y_1, y_2, \dots, y_t\}$. These conditional expectations and covariance matrices can be computed with the Kalman filter as follows:

$$\begin{cases} v_t = y_t - Z_t a_t \\ F_t = Z_t P_t Z_t^T + \Sigma_\varepsilon \\ a_{t+1} = T_t a_t + T_t K_t v_t \\ P_{t+1} = T_t P_t L_t^T T_t^T + \Sigma_\eta \end{cases} \quad (t = 1, 2, \dots, n), \quad (2.3)$$

where $K_t := P_t Z_t^T F_t^{-1}$ and $L_t := I_p - K_t Z_t$. Note that a_1 and P_1 are the mean vector and the covariance matrix of the initial state vector α_1 respectively. Then, we define ‘‘one-step-ahead forecast’’ of y_t as

$$\bar{y}_t := Z_t a_t, \quad (2.4)$$

and call v_t ‘‘one-step-ahead forecast error’’ in this paper. In particular, we can get the one-step-ahead forecast of y_{n+1} as $\bar{y}_{n+1} = Z_{n+1} a_{n+1}$. Note that by the definition of a_t , we have $\bar{y}_t = E(Z_t \alpha_t | Y_{t-1}) = E(y_t | Y_{t-1})$ and $E(v_t | Y_{t-1}) = E(y_t - Z_t a_t | Y_{t-1}) = E(y_t - \bar{y}_t | Y_{t-1}) = 0$.

2.3 Same-step forecast

We now consider the forecast of $y_{k,n+1}$ when y_1, y_2, \dots, y_n and also $y_{1,n+1}, \dots, y_{j,n+1}$ are given with $k > j$. The one-step-ahead forecast of $y_{k,n+1}$ can be modified by using the conditional expectation of the one-step-ahead forecast error $v_{k,n+1}$ as follows:

$$\hat{y}_{k,n+1} = [Z_{n+1} a_{n+1}](k) + E\left(v_{k,n+1} | Y_n, v_{n+1}(1:j)\right), \quad (2.5)$$

where $[Z_{n+1} a_{n+1}](k)$ denotes the k th component of $Z_{n+1} a_{n+1}$ and $c(i:j)$ denotes $(c_i, \dots, c_j)^T$. We call this forecast ‘‘same-step forecast’’. To compute the modification term (the second term) of the right-hand side of (2.5), we use the formula for a conditional expectation of a multivariate normal distribution (e.g., see [Eaton 1983]):

$$\begin{aligned} E(x_1 | x_2) &= E(x_1) + \text{Cov}(x_1, x_2) V(x_2)^{-1} (x_2 - E(x_2)), \\ \text{where } x_1 \text{ and } x_2 &\text{ follow multivariate normal distribution.} \end{aligned} \quad (2.6)$$

Hence, the modification term can be expressed as

$$\begin{aligned} &E\left(v_{k,n+1} | Y_n, v_{n+1}(1:j)\right) \\ &= E(v_{k,n+1} | Y_n) + \text{Cov}(v_{k,n+1}, v_{n+1}(1:j) | Y_n) V(v_{n+1}(1:j) | Y_n)^{-1} \left\{ v_{n+1}(1:j) - E(v_{n+1}(1:j) | Y_n) \right\}. \end{aligned}$$

Since $E(v_{n+1}|Y_n) = 0$ and $V(v_{n+1}|Y_n) = F_{n+1}$, we have

$$E\left(v_{k,n+1}|Y_n, v_{n+1}(1:j)\right) = F_{n+1}(k, 1:j)F_{n+1}(1:j, 1:j)^{-1}v_{n+1}(1:j). \quad (2.7)$$

Here, $A(k_1 : k_2, l_1 : l_2)$ denotes the submatrix consisting of rows of indices from k_1 to k_2 and columns of indices from l_1 to l_2 of a matrix A . Substituting (2.7) into (2.5), the same-step forecast can be computed as

$$\hat{y}_{k,n+1} = [Z_{n+1}a_{n+1}](k) + F_{n+1}(k, 1:j)F_{n+1}(1:j, 1:j)^{-1}v_{n+1}(1:j). \quad (2.8)$$

Now, the modification term $E\left(v_{k,n+1}|Y_n, v_{n+1}(1:j)\right)$ satisfies

$$E\left(v_{k,n+1}|Y_n, v_{n+1}(1:j)\right) = E\left(v_{k,n+1}|v_{n+1}(1:j)\right). \quad (2.9)$$

The above equation is proved from the following facts:

$$\begin{aligned} E(v_{n+1}) &= E\left(E(v_{n+1}|Y_n)\right) = 0, \\ V(v_{n+1}) &= E\left(V(v_{n+1}|Y_n)\right) + V\left(E(v_{n+1}|Y_n)\right) = E(F_{n+1}) + V(0) = F_{n+1}. \end{aligned}$$

It follows that

$$\begin{aligned} &E\left(v_{k,n+1}|v_{n+1}(1:j)\right) \\ &= E(v_{k,n+1}) + \text{Cov}\left(v_{k,n+1}, v_{n+1}(1:j)\right)V\left(v_{n+1}(1:j)\right)^{-1}\left\{v_{n+1}(1:j) - E\left(v_{n+1}(1:j)\right)\right\} \\ &= F_{n+1}(j+1, 1:j)F_{n+1}(1:j, 1:j)^{-1}v_{n+1}(1:j) = E\left(v_{k,n+1}|Y_n, v_{n+1}(1:j)\right), \end{aligned}$$

where we used (2.6) in the first equation. Therefore, the same-step forecast (2.5) can be rewritten as follows:

$$\hat{y}_{k,n+1} = [Z_{n+1}a_{n+1}](k) + E\left(v_{k,n+1}|v_{n+1}(1:j)\right). \quad (2.10)$$

Clearly, the right hand side of (2.10) is equal to that of (2.8).

3 Fast method

In practice, the estimation of unknown parameters is required. In the SUTSE model, the maximum likelihood estimation is usually performed:

$$\hat{\Theta} = \arg \max_{\Theta} \sum_{t=1}^n \left\{ -\frac{1}{2}v_t^T F_t^{-1}v_t - \frac{1}{2} \log(|F_t|) \right\}, \quad (3.1)$$

where Θ denotes unknown parameters. The maximum likelihood estimator is not explicitly obtained; thus, numerical optimization, such as the quasi-Newton method, is used. Here, F_t and v_t in (3.1) are obtained by the Kalman filter (2.3). Therefore, in parameter estimation, the Kalman filter must be run many times until numerical optimization converges. Especially in high dimensions (i.e., d or p is large), iterative calculations of large matrix multiplications in the Kalman filter make parameter estimation computationally expensive.

3.1 Kalman filter with disregarding correlation

To address the problem mentioned above, we conduct a univariate time series analysis including a separate parameter estimation. In this method, the Kalman filter is performed separately for each dimension as follows:

$$\begin{cases} v'_{j,t} = y_{j,t} - Z_t^{(j)} a_t'^{(j)} \\ F_t'^{(j)} = Z_t^{(j)} P_t'^{(j)} Z_t^{(j)T} + \Sigma_\varepsilon(j, j) \\ a_{t+1}'^{(j)} = T_t^{(j)} a_t'^{(j)} + T_t^{(j)} K_t'^{(j)} v_t'^{(j)} \\ P_{t+1}'^{(j)} = T_t^{(j)} P_t'^{(j)} L_t'^{(j)T} T_t^{(j)T} + \Sigma_\eta^{(j)} \end{cases} \quad (t = 1, 2, \dots, n, j = 1, 2, \dots, d) \quad (3.2)$$

where $K_t'^{(j)} := P_t'^{(j)} Z_t^{(j)T} F_t'^{(j)-1}$, $L_t'^{(j)} := I_{p^{(j)}} - K_t'^{(j)} Z_t^{(j)}$, and $A(i, j)$ denotes (i, j) th component of A . This method reduces the cost of matrix calculations compared with (2.3). For example, the cost of deriving F_t^{-1} in (2.3) is approximately $O(d^3)$, but the computations for $F_t'^{(1)-1}, \dots, F_t'^{(d)-1}$ in (3.2) require only $O(d)$. In practice, parameter estimation is performed for each dimension as follows:

$$\hat{\Theta}'^{(j)} = \arg \max_{\Theta'^{(j)}} \sum_{t=1}^n \left\{ -\frac{v_{j,t}'^2}{2F_t'^{(j)}} - \frac{1}{2} \log(F_t'^{(j)}) \right\}, \quad (3.3)$$

where $\Theta'^{(j)}$ denotes unknown parameters related to $y_{j,t}$. This method also reduces time-consuming estimation. Only the estimation of $\Sigma_\varepsilon(j, j)$ and $\Sigma_\eta^{(j)}$ for each $j = 1, \dots, d$ is required instead of Σ_ε and Σ_η . In addition, the parameter estimation (3.3) can be performed in parallel for each $j = 1, 2, \dots, d$.

Let $v_t' := (v_{1,t}', \dots, v_{d,t}')^T$, $a_t' := (a_t'^{(1)}, \dots, a_t'^{(d)})^T$, $F_t' := \text{Diag}(F_t'^{(1)}, \dots, F_t'^{(d)})$, $P_t' := \text{Diag}(P_t'^{(1)}, \dots, P_t'^{(d)})$, $K_t' := \text{Diag}(K_t'^{(1)}, \dots, K_t'^{(d)})$, $L_t' := \text{Diag}(L_t'^{(1)}, \dots, L_t'^{(d)})$, $\Sigma_\varepsilon' := \text{Diag}(\Sigma_\varepsilon(1, 1), \dots, \Sigma_\varepsilon(d, d))$, and $\Sigma_\eta' := \text{Diag}(\Sigma_\eta^{(1)}, \dots, \Sigma_\eta^{(d)})$; then, (3.2) can be rewritten as follows:

$$\begin{cases} v_t' = y_t - Z_t a_t' \\ F_t' = Z_t P_t' Z_t^T + \Sigma_\varepsilon' \\ a_{t+1}' = T_t a_t' + T_t K_t' v_t' \\ P_{t+1}' = T_t P_t' L_t'^T T_t^T + \Sigma_\eta' \end{cases} \quad (t = 1, 2, \dots, n). \quad (3.4)$$

See (3.4). If $P_1' = P_1$, $\Sigma_\varepsilon' = \Sigma_\varepsilon$, and $\Sigma_\eta' = \Sigma_\eta$, the values derived by (3.2) are equal to the values derived by (2.3). Here, for example, the equation $\Sigma_\varepsilon' = \Sigma_\varepsilon$ means that the components of the observation noise ε_t are uncorrelated. Nevertheless, it should be assumed that such correlations actually exist (i.e., $P_1 \neq P_1'$, $\Sigma_\varepsilon \neq \Sigma_\varepsilon'$, or $\Sigma_\eta \neq \Sigma_\eta'$) to consider the same-step forecast. Specifically, if such correlations do not exist, one-step-ahead forecast errors $v_{1,t}, \dots, v_{d,t}$ are mutually uncorrelated. Hence the modification term of the same-step forecast in (2.10) becomes 0, and so the one-step-ahead forecast and the same-step forecast become equal. Under $P_1 \neq P_1'$, $\Sigma_\varepsilon \neq \Sigma_\varepsilon'$, or $\Sigma_\eta \neq \Sigma_\eta'$, of course, the values of (3.4) are not equal to the values derived by (2.3).

3.2 Fast one-step-ahead forecast

When y_1, y_2, \dots, y_n are given, similarly to (2.4), we consider the one-step-ahead forecast in the fast method as

$$\bar{y}'_{n+1} = Z_t a'_{n+1}. \quad (3.5)$$

Note that

$$E(v'_{n+1}|Y_n) = E(y_{n+1} - Z_t a'_{n+1}|Y_n) = Z_t a_{n+1} - Z_t a'_{n+1}.$$

Thus, it does not always hold that $E(v'_{n+1}|Y_n) = 0$ in contrast to the existing one-step-ahead forecast (2.4). However, we show the convergence of $E(v'_{n+1})$ as follows:

$$\text{Under assumption 4.1, } E(v'_t) \rightarrow 0 \quad (t \rightarrow \infty). \quad (3.6)$$

These assumptions and the proof of this convergence are given in Section 4.

3.3 Fast same-step forecast

When y_1, y_2, \dots, y_n and also $y_{1,n+1}, \dots, y_{j,n+1}$ are given, similarly to (2.10), we consider the same-step forecast in the fast method as

$$\hat{y}'_{k,n+1} = [Z_{n+1} a'_{n+1}](k) + E\left(v'_{k,n+1}|v'_{n+1}(1:j)\right). \quad (3.7)$$

Using the formula for a conditional expectation of a multivariate normal distribution (2.6), the modification term (the second term) of (3.7) can be computed as

$$\begin{aligned} & E\left(v'_{k,n+1}|v'_{n+1}(1:j)\right) \\ &= E(v'_{k,n+1}) + \text{Cov}\left(v'_{k,n+1}, v'_{n+1}(1:j)\right) V\left(v'_{n+1}(1:j)\right)^{-1} \left\{v'_{n+1}(1:j) - E\left(v'_{n+1}(1:j)\right)\right\}. \end{aligned}$$

This equation suggests that if $E(v'_{n+1})$ and $V(v'_{n+1})$ are given, the same-step forecast (3.7) can be obtained. However, it is difficult to derive $E(v'_{n+1})$ and $V(v'_{n+1})$ unless a_{n+1}, F_{n+1} , etc. are given. Note that a_{n+1}, F_{n+1} , etc. are given in the normal Kalman filter (2.3), and thus these values cannot be obtained with the fast method. Hence, we now consider the estimations of $E(v'_{n+1})$ and $V(v'_{n+1})$.

First, as we stated above, it follows that $E(v'_{n+1})$ converges to 0. In addition, we show the convergence of $V(v'_{n+1})$ as follows:

$$\text{Under } Z_t = Z, T_t = T, \text{ and assumptions 4.1, } V(v'_t) \rightarrow^{\exists} V_{v'} \quad (t \rightarrow \infty). \quad (3.8)$$

These assumptions and the proof of this convergence are given in Section 4. Therefore, we have $E(v'_{n+1}) \simeq 0$ and $V(v'_{n+1}) \simeq V_{v'}$ for large n . Then, we choose n_0 that is large enough to eliminate the effect around the initial value and consider the estimation of $V_{v'}$ as follows:

$$\hat{V}_{v'} := \frac{1}{n - n_0 + 1} \sum_{t=n_0}^n v'_t v'^T_t. \quad (3.9)$$

Here, the estimator $\hat{V}_{v'}$ is a consistent estimator of $V_{v'}$. The proof of this consistency is given in Section 5. From the above, the estimators of $E(v'_{n+1})$ and $V(v'_{n+1})$ are 0 and $\hat{V}_{v'}$, respectively; thus we estimate $E(v'_{k,n+1}|v'_{n+1}(1:j))$ as

$$\hat{E}(v'_{k,n+1}|v'_{n+1}(1:j)) = \hat{V}_{v'}(k, 1:j)\hat{V}_{v'}(1:j, 1:j)^{-1}v'_{n+1}(1:j).$$

Substituting this into (3.7), the same-step forecast in the fast method we propose is derived as follows:

$$\tilde{y}_{k,n+1} = [Z_{n+1}a'_{n+1}](k) + \hat{V}_{v'}(k, 1:j)\hat{V}_{v'}(1:j, 1:j)^{-1}v'_{n+1}(1:j). \quad (3.10)$$

3.4 Estimation of $V(v'_{n+1})$ with the graphical lasso

From (3.6) and (3.8), the expectation and the covariance matrix of v'_t converge. Therefore, we assume that v'_{n_0}, \dots, v'_n follow approximately the same distribution, and consider the estimation of $V(v'_{n+1})$ using the L_1 regularization method proposed by Yuan and Lin [2007]. Specifically, the estimator $\hat{V}_{v'}^{(glasso)}$ is derived by solving the following minimization problem:

$$\hat{V}_{v'}^{(glasso)} = \hat{\Omega}^{-1}, \text{ where } \hat{\Omega} := \arg \min_{\Omega} \left\{ -\log |\Omega| + \text{tr}(\Omega \hat{V}_{v'}) + \lambda \sum_{j=1}^d \sum_{k=1}^d |\Omega(j, k)| \right\}.$$

This minimization problem can be solved by the graphical lasso [Friedman et al. 2008]. The graphical lasso is very fast and does not need much computation time. When n is not large enough compared with d , this estimator $\hat{V}_{v'}^{(glasso)}$ would be more suitable. In fact, in the bus congestion forecasting in Section 6.2, the forecast accuracy is improved with the graphical lasso.

4 Convergence of $E(v'_t)$ and $V(v'_t)$

This paper defines the Frobenius norm as

$$\|A\|_F := \sqrt{\sum_{i=1}^p \sum_{j=1}^q A(i, j)^2} = \sqrt{\text{tr}(AA^T)},$$

where A is $p \times q$ matrix. Additionally, we define the convergence of matrix $A_n \rightarrow A(n \rightarrow \infty)$ as $\|A_n - A\|_F \rightarrow 0$ ($n \rightarrow \infty$).

We assume the true model is (2.2), considering the situation when the Kalman filter is run under the misspecified parameters as in (3.4) and the values $v'_t, F'_t, a'_t,$ and P'_t are obtained. Also we assume that Z_t, T_t are time-independent, so these can be written as $Z_t = Z, T_t = T$. Actually, it is not necessary that T_t and Z_t be time-independent to prove the convergence of $E(v'_t)$; that is, assumptions can be mild. The mild assumption is detailed in Appendix C. Then, we will prove that $E(v'_t)$ and $V(v'_t)$ converge under some assumptions, which are as follows:

Assumption 4.1.

- (1) $\Sigma_\varepsilon > 0$, $\Sigma'_\varepsilon > 0$.
- (2) $\text{rank}(Z^T, (ZT)^T, \dots, (ZT^{p-1})^T)^T = p$.
- (3) Decompose $\Sigma_\eta = RQR^T$, where R and Q are $p \times r$ matrix and $r \times r$ positive matrix.
Then $\text{rank}(R, TR, \dots, T^{p-1}R) = p$.
Similarly, decompose $\Sigma'_\eta = R'Q'R'^T$, where R' and Q' are $p \times r'$ matrix and $r' \times r'$ positive matrix. Then $\text{rank}(R', TR', \dots, T^{p-1}R') = p$.

$$(4) \exists M > 0, \forall k \leq l \leq t, \left\| \prod_{i=k}^l TL'_{t-i} \right\|_F \leq M.$$

Assumption 1 implies that the observation noise vector follows a non-degenerate distribution. If assumptions 2 and 3 are satisfied, the linear system (2.2) is considered observable and controllable, respectively. The notion of observability and controllability was suggested by Kalman [1960a]. According to Gilbert [1963], these are used in the study of the control theory. Assumption 4 is set by us. The product of TL'_t as written in assumption 4 appears in computational processes of $E(v'_t)$ and $V(v'_t)$. This product needs to be bounded to ensure the convergence of $E(v'_t)$ and $V(v'_t)$. Under assumptions 1,2,3, the following lemmas hold.

Lemma 4.1.

Under assumptions 1,2,3, $P_t \rightarrow^{\exists} P$, $P'_t \rightarrow^{\exists} P'$ ($t \rightarrow \infty$).

And thus $F_t \rightarrow^{\exists} F$, $F'_t \rightarrow^{\exists} F'$, $K_t \rightarrow^{\exists} K$, $K'_t \rightarrow^{\exists} K'$, $L_t \rightarrow^{\exists} L$, $L'_t \rightarrow^{\exists} L'$.

Also, $\exists M > 0$, $0 <^{\exists} r < 1$ such that $\|P_t - P\|_F$, $\|P'_t - P'\|_F$, $\|F_t - F\|_F$, $\|F'_t - F'\|_F$, $\|K_t - K\|_F$, $\|K'_t - K'\|_F$, $\|L_t - L\|_F$, $\|L'_t - L'\|_F$ are bounded above by Mr^t for each.

Lemma 4.2.

Under assumptions 1,2,3, all eigenvalues of TL' are of absolute value that is less than 1.

And thus $\exists M > 0$, $0 <^{\exists} r < 1$, $\|(TL')^n\|_F \leq Mr^n$ (see Appendix B).

These lemmas were proved in Section 6 of [Chui et al. 2017]. Now, the following convergences of $E(v'_t)$ and $V(v'_t)$ hold.

Theorem 4.1.

Under assumptions 1,2,3,4, $E(v'_t) \rightarrow 0$, $V(v'_t) \rightarrow^{\exists} V_v(t \rightarrow \infty)$.

For the proof of this theorem, we prepare more lemmas.

Lemma 4.3.

$$E(a_{t+1} - a'_{t+1}) = TL'_t E(a_t - a'_t).$$

Lemma 4.4.

$$E\left((a_{t+1} - a'_{t+1})(a_{t+1} - a'_{t+1})^T\right) = T(K_t - K'_t)F_t(K_t - K'_t)^T T^T + TL'_t E\left((a_t - a'_t)(a_t - a'_t)^T\right) L'^T_t T^T.$$

Lemma 4.5.

Under assumptions 1,2,3, $\exists M > 0$, $0 < \exists r < 1$, $\|\prod_{i=0}^j TL'_{t-i} - (TL')^{j+1}\|_F \leq (j+1)Mr^t$,
 $\exists M > 0$, $0 < \exists r < 1$, $\|\prod_{i=0}^j TL'_{t-i}\|_F \leq M(j+2)r^{j+1}$.

Lemma 4.6.

Under assumptions 1,2,3, $\prod_{i=0}^{t-1} TL'_{t-i} \rightarrow 0(t \rightarrow \infty)$.

Lemma 4.7.

Under assumptions 1,2,3, $\exists M > 0$, $0 < \exists r < 1$,

$$\|T(K_t - K'_t)F_t(K_t - K'_t)^T T^T - T(K - K')F(K - K')^T T^T\|_F \leq Mr^t.$$

The proofs of these lemmas are given in Appendix A. We prove theorem 4.1, using above lemmas.

Proof. First, consider the convergence of $E(v'_t)$. Note $E(y_{t+1}|Y_t) = Za_{t+1}$,

$$\begin{aligned} E(v'_{t+1}) &= E(y_{t+1} - Za'_{t+1}) = E\left(E(y_{t+1} - Za'_{t+1}|Y_t)\right) = E(Za_{t+1} - Za'_{t+1}) \\ &= ZE(a_{t+1} - a'_{t+1}) = ZTL'_t E(a_t - a'_t) = \dots = Z\left(\prod_{i=0}^{t-1} TL'_{t-i}\right)(a_1 - a'_1) \quad (\because \text{lemma 4.3}). \end{aligned}$$

By lemma 4.6, $\prod_{i=0}^{t-1} TL'_{t-i} \rightarrow 0(t \rightarrow \infty)$, so $Z\left(\prod_{i=0}^{t-1} TL'_{t-i}\right)(a_1 - a'_1) \rightarrow 0(t \rightarrow \infty)$. Therefore, we get $E(v'_t) \rightarrow 0(t \rightarrow \infty)$.

Next, consider the convergence of $V(v'_t)$. By the law of total variance,

$$\begin{aligned} V(v'_{t+1}) &= E\left(V(v'_{t+1}|Y_t)\right) + V\left(E(v'_{t+1}|Y_t)\right) \\ &= E\left(V(v'_{t+1}|Y_t)\right) + E\left(E(v'_{t+1}|Y_t)E(v'_{t+1}|Y_t)^T\right) - E\left(E(v'_{t+1}|Y_t)\right)E\left(E(v'_{t+1}|Y_t)\right)^T \\ &= E\left(V(v'_{t+1}|Y_t)\right) + E\left(E(v'_{t+1}|Y_t)E(v'_{t+1}|Y_t)^T\right) - E(v'_{t+1})E(v'_{t+1})^T. \end{aligned}$$

The first term can be computed as $E\left(V(v'_{t+1}|Y_t)\right) = F_{t+1}$, because $V(v'_{t+1}|Y_t) = V(y_{t+1} - Za'_{t+1}|Y_t) = V(y_{t+1} - Za_{t+1}|Y_t) = F_{t+1}$. The second term can be computed as follows:

$$\begin{aligned} E\left(E(v'_{t+1}|Y_t)E(v'_{t+1}|Y_t)^T\right) &= E\left(E(y_{t+1} - Za'_{t+1}|Y_t)E(y_{t+1} - Za'_{t+1}|Y_t)^T\right) \\ &= E\left((Za_{t+1} - Za'_{t+1})(Za_{t+1} - Za'_{t+1})^T\right) = ZE\left((a_{t+1} - a'_{t+1})(a_{t+1} - a'_{t+1})^T\right)Z^T. \end{aligned}$$

From the above results, we have

$$V(v'_{t+1}) = F_{t+1} + ZE\left((a_{t+1} - a'_{t+1})(a_{t+1} - a'_{t+1})^T\right)Z^T - E(v'_{t+1})E(v'_{t+1})^T. \quad (4.1)$$

Now, using lemma 4.4 repeatedly, we have

$$\begin{aligned}
& E\left((a_{t+1} - a'_{t+1})(a_{t+1} - a'_{t+1})^T\right) \\
&= T(K_t - K'_t)F_t(K_t - K'_t)^T T^T + TL'_t E\left((a_t - a'_t)(a_t - a'_t)^T\right) L_t'^T T^T \\
&= T(K_t - K'_t)F_t(K_t - K'_t)^T T^T + TL'_t T(K_{t-1} - K'_{t-1})F_{t-1}(K_{t-1} - K'_{t-1})^T T^T L_t'^T T^T \\
&+ TL'_t TL'_{t-1} E\left((a_{t-1} - a'_{t-1})(a_{t-1} - a'_{t-1})^T\right) L_{t-1}'^T T^T L_t'^T T^T \\
&= \dots \\
&= T(K_t - K'_t)F_t(K_t - K'_t)^T T^T \\
&+ \sum_{j=0}^{t-2} \left\{ \left(\prod_{i=0}^j TL'_{t-i} \right) T(K_{t-j-1} - K'_{t-j-1})F_{t-j-1}(K_{t-j-1} - K'_{t-j-1})^T T^T \left(\prod_{i=0}^j TL'_{t-i} \right)^T \right\} \\
&+ \left(\prod_{i=0}^{t-1} TL'_{t-i} \right) (a_1 - a'_1)(a_1 - a'_1)^T \left(\prod_{i=0}^{t-1} TL'_{t-i} \right)^T.
\end{aligned}$$

Substituting this result into (4.1), we get

$$\begin{aligned}
V(v'_{t+1}) &= F_{t+1} + ZT(K_t - K'_t)F_t(K_t - K'_t)^T T^T Z^T \\
&+ Z \sum_{j=0}^{t-2} \left\{ \left(\prod_{i=0}^j TL'_{t-i} \right) T(K_{t-j-1} - K'_{t-j-1})F_{t-j-1}(K_{t-j-1} - K'_{t-j-1})^T T^T \left(\prod_{i=0}^j TL'_{t-i} \right)^T \right\} Z^T \\
&+ Z \left(\prod_{i=0}^{t-1} TL'_{t-i} \right) (a_1 - a'_1)(a_1 - a'_1)^T \left(\prod_{i=0}^{t-1} TL'_{t-i} \right)^T Z^T - E(v'_{t+1})E(v'_{t+1})^T. \tag{4.2}
\end{aligned}$$

By lemma 4.1, the first and second terms of (4.2) converge to

$$\begin{aligned}
& F_{t+1} \rightarrow F(t \rightarrow \infty), \\
& ZT(K_t - K'_t)F_t(K_t - K'_t)^T T^T Z^T \rightarrow ZT(K - K')F(K - K')^T T^T Z^T(t \rightarrow \infty).
\end{aligned}$$

The fourth and fifth terms converge to 0, because $\prod_{i=0}^{t-1} TL'_{t-i} \rightarrow 0(t \rightarrow \infty)$ and $E(v'_t) \rightarrow 0(t \rightarrow \infty)$ from $\prod_{i=0}^{t-1} TL'_{t-i} \rightarrow 0(t \rightarrow \infty)$ (lemma 4.6). Finally, we consider the third term. We define $A_t := T(K_t - K'_t)F_t(K_t - K'_t)^T T^T$, $A := T(K - K')F(K - K')^T T^T$ and

$$S_t := \sum_{j=0}^{t-2} \left\{ \left(\prod_{i=0}^j TL'_{t-i} \right) A_{t-j-1} \left(\prod_{i=0}^j TL'_{t-i} \right)^T \right\}, \quad S_t^* := \sum_{j=0}^{t-2} \left\{ (TL')^{j+1} A ((TL')^{j+1})^T \right\}. \tag{4.3}$$

Then, it follows from lemma 4.2 that there exist $M > 0$, $0 < r < 1$ such that

$$\sum_{j=0}^{t-2} \|(TL')^{j+1} A ((TL')^{j+1})^T\|_F \leq \sum_{j=0}^{t-2} \|A\|_F \|(TL')^{j+1}\|_F^2 \leq \sum_{j=0}^{t-2} \exists M \exists r^{j+1} \leq M \frac{r}{1-r}.$$

Therefore, S_t^* is absolutely convergent, so S_t^* is convergent. We define this limit as $S_\infty^* := \sum_{j=0}^{\infty} \{(TL')^{j+1} A ((TL')^{j+1})^T\}$ and prove that S_t converges to S_∞^* .

It follows that $\|S_t - S_\infty^*\|_F \leq \|S_t - S_t^*\|_F + \|S_t^* - S_\infty^*\|_F$, and $\|S_t^* - S_\infty^*\|_F \rightarrow 0$ because $S_t^* \rightarrow S_\infty^*$. Thus, if $\|S_t - S_t^*\|_F \rightarrow 0$, we get $\|S_t - S_\infty^*\|_F \rightarrow 0$. Now, $\|S_t - S_t^*\|_F$ can be bounded above as follows:

$$\begin{aligned}
\|S_t - S_t^*\|_F &= \left\| \sum_{j=0}^{t-2} \left\{ \left(\prod_{i=0}^j TL'_{t-i} \right) A_{t-j-1} \left(\prod_{i=0}^j TL'_{t-i} \right)^T - (TL')^{j+1} A ((TL')^{j+1})^T \right\} \right\|_F \\
&\leq \sum_{j=0}^{t-2} \left\| \prod_{i=0}^j TL'_{t-i} - (TL')^{j+1} \right\|_F \|A_{t-j-1}\|_F \left\| \prod_{i=0}^j TL'_{t-i} \right\|_F \\
&\quad + \sum_{j=0}^{t-2} \left\| (TL')^{j+1} \right\|_F \|A_{t-j-1}\|_F \left\| \prod_{i=0}^j TL'_{t-i} - (TL')^{j+1} \right\|_F \\
&\quad + \sum_{j=0}^{t-2} \left\| (TL')^{j+1} \right\|_F \|A_{t-j-1} - A\|_F \left\| (TL')^{j+1} \right\|_F. \tag{4.4}
\end{aligned}$$

For the first term of (4.4), from the fact that A_{t-j-1} , $\prod_{i=0}^j TL'_{t-i}$ are bounded and lemma 4.5, it follows that $\exists M > 0$, $0 < \exists r < 1$ such that

$$\sum_{j=0}^{t-2} \left\| \prod_{i=0}^j TL'_{t-i} - (TL')^{j+1} \right\|_F \|A_{t-j-1}\|_F \left\| \prod_{i=0}^j TL'_{t-i} \right\|_F \leq r^t \sum_{j=0}^{t-2} (j+1)M \leq r^t t^2 M.$$

Then, $r^t t^2 M \rightarrow 0$ ($t \rightarrow \infty$), so the first term converges to 0. Similarly, the second term converges to 0. Finally, for the third term of (4.4), using lemmas 4.7 and 4.2, it follows that $\exists M > 0$, $0 < \exists r < 1$ such that

$$\sum_{j=0}^{t-2} \left\| (A_{t-j-1} - A) \right\|_F \left\| (TL')^{j+1} \right\|_F^2 \leq \sum_{j=0}^{t-2} (Mr^{t-j-1})(Mr^{j+1})^2 \leq \sum_{j=0}^{t-2} M^3 r^t = M^3(t-1)r^t.$$

Then $M^3(t-1)r^t \rightarrow 0$ ($t \rightarrow \infty$), so the third term converges to 0. Hence, S_t converges to S_∞^* , so $ZS_t Z^T$ that is the third term of (4.2) converges to $ZS_\infty^* Z^T$. Thus, we get that all terms of (4.2) converge. Therefore, $V(v'_{t+1})$ converges. \square

5 Consistency

In Section 3, $\hat{V}_{v'} = \frac{1}{n-n_0+1} \sum_{t=n_0}^n v'_t v'_t{}^T$ is an estimator of $V_{v'}$ that is a limiting value of $V(v'_t)$. From Section 4, it follows that $E(v'_t) \rightarrow 0$ and $V(v'_t) \rightarrow V_{v'}$, so $E(\hat{V}_{v'}) \rightarrow V_{v'}$. Thus, if $V(\hat{V}_{v'}(i, j)) = o(1)$, then $\hat{V}_{v'}$ is a consistent estimator of $V_{v'}$. We will show them in this section.

It follows that

$$\begin{aligned}
V(\hat{V}_{v'}(i, j)) &= V\left(\frac{1}{n-n_0+1} \sum_{t=n_0}^n v'_{i,t} v'_{j,t}\right) \\
&= \frac{1}{(n-n_0+1)^2} \left\{ \sum_{t=n_0}^n V(v'_{i,t} v'_{j,t}) + 2 \sum_{t=n_0}^{n-1} \sum_{s=1}^{n-t} Cov(v'_{i,t} v'_{j,t}, v'_{i,t+s} v'_{j,t+s}) \right\}. \tag{5.1}
\end{aligned}$$

The first term of (5.1) can be written as the following lemma:

Lemma 5.1.

$$V(v'_{i,t}v'_{j,t}) = V(v'_{i,t})V(v'_{j,t}) + Cov(v'_{i,t}, v'_{j,t})^2 + E(v'_{j,t})^2V(v'_{i,t}) + E(v'_{i,t})^2V(v'_{j,t}) + 2E(v'_{i,t})E(v'_{j,t})Cov(v'_{i,t}, v'_{j,t}).$$

The proof is given in Appendix A. Then $E(v'_{i,t}) = o(1)$, $E(v'_{j,t}) = o(1)$, $V(v'_{i,t}) = O(1)$, $V(v'_{j,t}) = O(1)$, and $Cov(v'_{i,t}, v'_{j,t}) = O(1)$ hold from the fact that $E(v'_t) \rightarrow 0$ and $V(v'_t) \rightarrow V_{v'}$. Thus,

$$V(v'_{i,t}v'_{j,t}) = O(1).$$

As a result, the first term of (5.1) can be written as

$$\sum_{t=n_0}^n V(v'_{i,t}v'_{j,t}) = O(n).$$

Next, consider the second term of (5.1). We use the following lemma:

Lemma 5.2.

$$Cov(v'_{i,t}v'_{j,t}, v'_{i,t+s}v'_{j,t+s}) = O(\|Cov(v'_t, v'_{t+s})\|_F^2 + \|Cov(v'_t, v'_{t+s})\|_F).$$

The proof is given in Appendix A. If $s = 1$, then $Cov(v'_t, v'_{t+s})$ can be written as

$$\begin{aligned} Cov(v'_t, v'_{t+1}) &= E\left[E\left((v'_t - E(v'_t))(v'_{t+1} - E(v'_{t+1}))^T | Y_t\right)\right] \\ &= E\left[(v'_t - E(v'_t))E\left(y_{t+1} - Za'_{t+1} - E(v'_{t+1}) | Y_t\right)^T\right] \\ &= E\left[(v'_t - E(v'_t))(Za_{t+1} - Za'_{t+1} - E(v'_{t+1}))^T\right] = Cov(v'_t, a_{t+1} - a'_{t+1})Z^T. \end{aligned}$$

Thus, noting that the Frobenius norm is sub-multiplicative, we have

$$\|Cov(v'_t, v'_{t+1})\|_F \leq \|Cov(v'_t, a_{t+1} - a'_{t+1})\|_F \|Z^T\|_F.$$

Now we prepare the lemma as follows:

Lemma 5.3.

Under assumptions 1,2,3,4, $\exists M, \forall t, \|Cov(v'_t, a_{t+1} - a'_{t+1})\|_F < M$

The proof is given in Appendix A. Using lemma 5.3, it follows that $\|Cov(v'_t, v'_{t+1})\|_F \leq M\|Z^T\|_F$.

If $s \geq 2$, then $Cov(v'_t, v'_{t+s})$ can be written as

$$\begin{aligned} Cov(v'_t, v'_{t+s}) &= E\left[(v'_t - E(v'_t))E\left(v'_{t+s} - E(v'_{t+s}) | Y_{t+s-1}\right)^T\right] \\ &= E\left[(v'_t - E(v'_t))(Za_{t+s} - Za'_{t+s} - E(v'_{t+s}))^T\right] \\ &= E\left[E\left((v'_t - E(v'_t))(Za_{t+s} - Za'_{t+s} - E(v'_{t+s}))^T | Y_{t+s-2}\right)\right] \\ &= E\left[(v'_t - E(v'_t))E\left(Za_{t+s} - Za'_{t+s} - E(v'_{t+s}) | Y_{t+s-2}\right)^T\right]. \end{aligned}$$

Now it holds (see the proof of lemma 4.3 in Appendix A) that

$$E(a_{t+s} - a'_{t+s} | Y_{t+s-2}) = TL'_{t+s-1}(a_{t+s-1} - a'_{t+s-1}).$$

Therefore,

$$\begin{aligned} & E\left[(v'_t - E(v'_t))E\left(Za_{t+s} - Za'_{t+s} - E(v'_{t+s})|Y_{t+s-2}\right)^T\right] \\ &= E\left[(v'_t - E(v'_t))(ZTL'_{t+s-1}(a_{t+s-1} - a'_{t+s-1}) - E(v'_{t+s}))^T\right] = Cov(v'_t, a_{t+s-1} - a'_{t+s-1})(ZTL'_{t+s-1})^T. \end{aligned}$$

Using this transformation repeatedly, we have

$$\begin{aligned} Cov(v'_t, v'_{t+s}) &= Cov(v'_t, a_{t+s-1} - a'_{t+s-1})(ZTL'_{t+s-1})^T \\ &= \dots = Cov(v'_t, a_{t+1} - a'_{t+1})\left(\prod_{k=1}^{s-1} TL'_{t+s-k}\right)^T Z^T. \end{aligned}$$

Additionally, by lemma 5.3 and lemma 4.5, there exist $M > 0$ and $0 < r < 1$ such that

$$\|Cov(v'_t, v'_{t+s})\|_F \leq \|Cov(v'_t, a_{t+1} - a'_{t+1})\|_F \left\| \left(\prod_{k=1}^{s-1} TL'_{t+s-k} \right)^T \right\|_F \|Z^T\|_F \leq Msr^{s-1} \|Z^T\|_F.$$

Note that this inequality holds if $s = 1$. Thus, from the lemma 5.2, $Cov(v'_{i,t}v'_{j,t}, v'_{i,t+s}v'_{j,t+s})$ can be bounded as follows:

$$\begin{aligned} Cov(v'_{i,t}v'_{j,t}, v'_{i,t+s}v'_{j,t+s}) &= O(\|Cov(v'_t, v'_{t+s})\|_F^2 + \|Cov(v'_t, v'_{t+s})\|_F) \\ &= O(s^2r^{2(s-1)}M^2\|Z^T\|_F^2 + sr^{s-1}M\|Z^T\|_F) = (s^2r^{2(s-1)} + sr^{s-1})O(1). \end{aligned}$$

Then consider the second term of (5.1). Note that $0 < r < 1$; we have

$$\sum_{t=n_0}^{n-1} \sum_{s=1}^{n-t} Cov(v'_{i,t}v'_{j,t}, v'_{i,t+s}v'_{j,t+s}) = \sum_{t=n_0}^{n-1} \sum_{s=1}^{n-t} (s^2r^{2(s-1)} + sr^{s-1})O(1) = \sum_{t=n_0}^{n-1} O(1) = O(n).$$

From the above results, $V(\hat{V}_{v'}(i, j))$ can be bounded as follows:

$$\begin{aligned} V(\hat{V}_{v'}(i, j)) &= \frac{1}{(n - n_0 + 1)^2} \left\{ \sum_{t=n_0}^n V(v'_{i,t}v'_{j,t}) + 2 \sum_{t=n_0}^{n-1} \sum_{s=1}^{n-t} Cov(v'_{i,t}v'_{j,t}, v'_{i,t+s}v'_{j,t+s}) \right\} \\ &= \frac{1}{(n - n_0 + 1)^2} (O(n) + O(n)) = O\left(\frac{1}{n}\right). \end{aligned} \tag{5.2}$$

Therefore, $V(\hat{V}_{v'}(i, j)) \rightarrow 0$. Moreover, from $E(\hat{V}_{v'}(i, j)) \rightarrow V_{v'}(i, j)$, which we mentioned at the beginning of this Section, it holds that

$$\hat{V}_{v'}(i, j) \xrightarrow{P} V_{v'}(i, j). \tag{5.3}$$

That is, $\hat{V}_{v'}$ is a consistent estimator of $V_{v'}$.

6 Numerical example

In Section 6, we conduct a Monte Carlo simulation and bus congestion forecasting to investigate the computational time and the forecast accuracy of our proposed algorithm. These simulations are run on Xeon Gold 6240R 2.4GHz with 512GB memory. We use R with the open BLAS library [Xianyi and Saar. 2016] for fast matrix computation, and the package FKF [Luethi et al. 2022] to run the Kalman filter.

6.1 Monte Carlo simulation

We compare the performance of the existing method in Section 2 and the fast method in Section 3 by Monte Carlo simulation. The simulation model is set to:

$$\begin{cases} y_{j,t} = Z\alpha_t^{(j)} + \varepsilon_{j,t} \\ \alpha_{t+1}^{(j)} = T\alpha_t^{(j)} + \eta_t^{(j)} \end{cases} \quad (t = 1, 2, \dots, 2000, j = 1, 2, \dots, d),$$

$$Z = (1, 1, 0, 0, 0, 0, 0, 0), T = \begin{pmatrix} 1 & 0 & 0 & 0 & 0 & 0 & 0 & 0 \\ 0 & -0.4 & -0.1 & 0 & 0 & 0 & 0.2 & 0.5 \\ 0 & 1 & 0 & 0 & 0 & 0 & 0 & 0 \\ 0 & 0 & 1 & 0 & 0 & 0 & 0 & 0 \\ 0 & 0 & 0 & 1 & 0 & 0 & 0 & 0 \\ 0 & 0 & 0 & 0 & 1 & 0 & 0 & 0 \\ 0 & 0 & 0 & 0 & 0 & 1 & 0 & 0 \\ 0 & 0 & 0 & 0 & 0 & 0 & 1 & 0 \end{pmatrix}.$$

Here, $\varepsilon_t \sim N(0, \Sigma_\varepsilon)$, $\eta_t \sim N(0, \Sigma_\eta)$, $\alpha_1^{(j)} = 0$, and

$$\Sigma_\varepsilon(k, l) = \begin{cases} 1 & (k = l) \\ 0.5 & (k \neq l), \end{cases}$$

$$\Sigma_\eta = \text{Diag}(Q, \dots, Q), Q(k, l) = \begin{cases} 0.01 & (k = l = 1) \\ 1 & (k = l = 2) \\ 0 & (\text{otherwise}). \end{cases}$$

This is a combination of the AR(7) model and the local level model. In the simulation, we set the unknown parameters as $\theta_1 := \Sigma_\varepsilon(1, 1), \dots, \theta_d := \Sigma_\varepsilon(d, d)$, $\theta_{d+1} := \Sigma_\varepsilon(k, l)$ ($k \neq l$) and estimate these. The simulation also examines the effects of the changes in d on the results. The following procedure is used in the simulation:

1. Generate the data y_1, \dots, y_{2000} that follow the above model and split these data as training data $Y_{train} := y_1, \dots, y_{1000}$ and test data $Y_{test} := y_{1001}, \dots, y_{2000}$.

2. Model estimation is performed using Y_{train} by the existing and the fast methods, respectively. In the existing method, the maximum likelihood estimates for $\theta_1, \dots, \theta_{d+1}$ are computed. In the fast method, the maximum likelihood estimates for $\theta_1, \dots, \theta_d$ and also $\hat{V}_{v'}$ in (3.9) are computed. Here, we select $n_0 = 5$.
3. Run the same-step forecast of $y_{d,t}$ given $y_{1,t}, \dots, y_{d-1,t}$ for $t = 1001, \dots, 2000$ by the existing method and the fast method, and then compute the squared forecast errors and measure the computation time taken to complete the estimation.

For both existing and fast methods, the maximum likelihood estimates are computed numerically by the L-BFGS-B algorithm [Byrd et al. 1995]. We repeated this simulation 100 times, and then computed the mean-squared forecast error and the mean of computation time and compared them. Each dimension is $d = 4, 6, 8, \dots, 16$. Figure 6.1 shows the mean-squared forecast error for the test data with 1000 observations over 100 runs. The results show that the same-step forecast of the fast method can modify the one-step-ahead forecast, similar to the existing method. The fast method is less accurate than the existing method, but not significantly less. Figure 6.2 shows the mean of computation time over 100 runs. The results show that the fast method is faster than the existing method for all $d = 4, 6, 8, \dots, 16$. As d is larger, the difference in computation time becomes larger; it could be because the computational complexity of the Kalman filter in the existing method is $O(d^3)$, whereas in the fast method it is $O(d)$. In particular, when $d = 16$, the fast method is approximately 90 times faster. The proposed method is slightly less accurate, but the computation time is much faster.

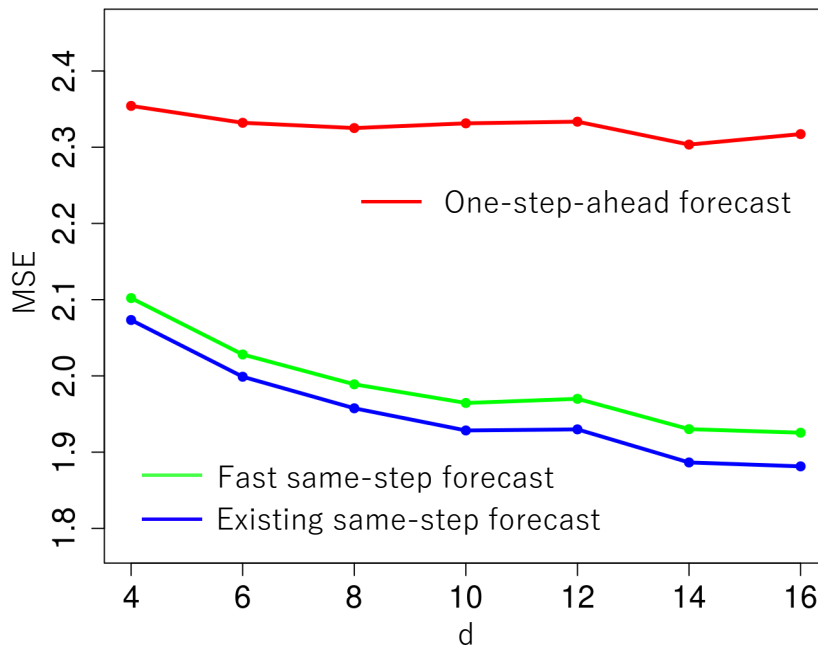


Figure 6.1 : Comparison of MSE between existing and fast method

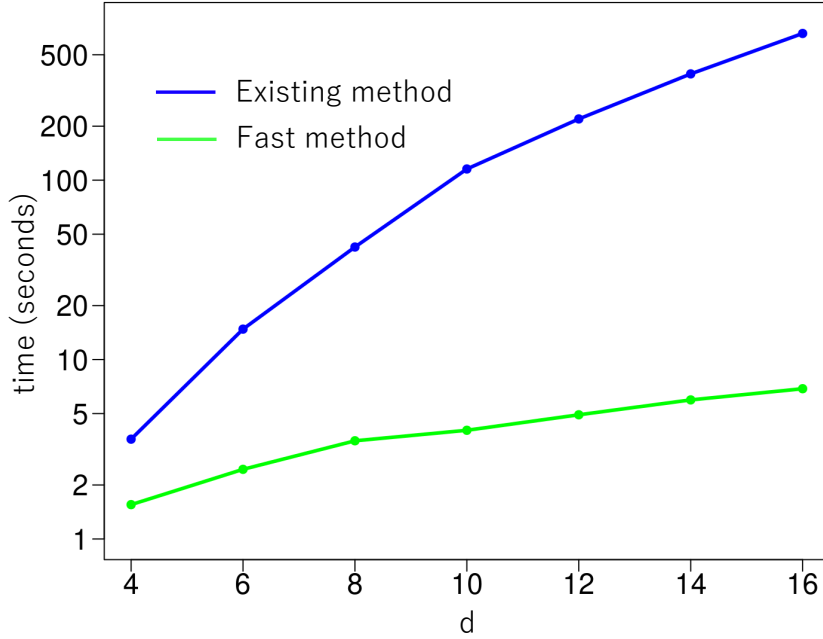


Figure 6.2 : Comparison of computation time between existing and fast method

6.2 Bus congestion forecasting

In Section 6.2, we investigate the effectiveness of the fast method through bus congestion forecasting. Such forecasts would be used as information to, for example, prevent COVID-19 infection. The data used are the numbers of passengers detected by sensors at the bus stops of “Showa Bus” [Ryo Takahashi 2020]. This bus runs between Kyushu University and Kyudai-Gakkentoshi Station. Data from Monday to Friday mornings (32 buses per day), when the number of passengers is relatively large, are used. The data cover 379 days, with some missing values. The Kalman filter can interpolate missing values (e.g., see [Durbin and Koopman 2012]). We let $y_{j,t}$ be the number of passengers detected by sensors of the j th bus on day t . Consider the following model:

$$\begin{cases} y_{j,t} = Z\alpha_t^{(j)} + \varepsilon_{j,t} \\ \alpha_{t+1}^{(j)} = T^{(j)}\alpha_t^{(j)} + \eta_t^{(j)} \end{cases} \quad (t = 1, 2, \dots, 379 \quad j = 1, 2, \dots, 32),$$

$$Z = (1, 1, 0, 0, 0, 0), \quad T^{(j)} = \begin{pmatrix} 1 & 0 & 0 & 0 & 0 & 0 \\ 0 & \phi_1^{(j)} & \phi_2^{(j)} & \phi_3^{(j)} & \phi_4^{(j)} & \phi_5^{(j)} \\ 0 & 1 & 0 & 0 & 0 & 0 \\ 0 & 0 & 1 & 0 & 0 & 0 \\ 0 & 0 & 0 & 1 & 0 & 0 \\ 0 & 0 & 0 & 0 & 1 & 0 \end{pmatrix}.$$

Here, $\varepsilon_t \sim N(0, \Sigma_\varepsilon)$, $\eta_t \sim N(0, \Sigma_\eta)$, $\alpha_1 \sim N(0, 10^7 \times I_{192})$, and

$$\Sigma_\eta = \text{Diag}(Q^{(1)}, \dots, Q^{(32)}), \quad Q^{(j)}(k, l) = \begin{cases} q_1^{(j)} & (k = l = 1) \\ q_2^{(j)} & (k = l = 2) \\ 0 & (\text{otherwise}). \end{cases}$$

This is a combination of the AR(5) model and the local level model, as in the simulation in Section 6.1. The difference is that the initial value of the state vector α_1 is unknown. Therefore, we assume that α_1 follows uninformative prior $N(0, 10^7 \times I_{192})$. The unknown parameters are $\phi_1^{(j)}, \dots, \phi_5^{(j)}, q_1^{(j)}, q_2^{(j)}$ ($j = 1, \dots, 32$), and all components of Σ_ε . The number of parameters is $7 \times 32 + \frac{32 \times 33}{2} = 752$. The existing method requires the estimation of all these parameters. In contrast, the fast method does not require estimation of the off-diagonal components of Σ_ε . Therefore, the number of parameters to be estimated is $8 \times 32 = 256$. The following procedure is used in the simulation:

1. Split the data as training data $Y_{train} := y_1, \dots, y_{190}$ and test data $Y_{test} := y_{191}, \dots, y_{379}$.
2. Model estimation is performed using Y_{train} by the existing and fast methods. In the existing method, the maximum likelihood estimates for $\phi_1^{(j)}, \dots, \phi_5^{(j)}, q_1^{(j)}, q_2^{(j)}$ ($j = 1, \dots, 32$) and Σ_ε are computed. In the fast method, the maximum likelihood estimates for $\phi_1^{(j)}, \dots, \phi_5^{(j)}, q_1^{(j)}, q_2^{(j)}, \Sigma_\varepsilon(j, j)$ ($j = 1, \dots, 32$) and $\hat{V}_{v'}$ or $\hat{V}_{v'}^{(glasso)}$ are computed. Here, we select $n_0 = 5$, and we use parallel computing for the estimation for each $j = 1, \dots, 32$. The number of parallels is 32; thus, they are all computed in parallel. The regularization parameter λ in $\hat{V}_{v'}^{(glasso)}$ is determined by the BIC [Schwarz 1978].
3. Run the same-step forecast of $y_{j,t}$ for $t = 191, \dots, 379$, $j = 1, \dots, 32$ by the existing method and the fast method, and then compute the mean-squared forecast error and measure the computation time taken to complete the estimation. Here, the same-step forecast uses data up to 10 minutes before; we may use data 1–9 minutes before to achieve high accuracy, but the passengers may not need such a very short-term forecast value.

For both existing and fast methods, the maximum likelihood estimates are computed numerically by the L-BFGS-B algorithm. The log transformation of Y_{train} is performed to stabilize model estimation, but the original Y_{test} is used to calculate the prediction error. Figure 6.3 shows the mean-squared forecast error of the same-step forecast at each time. The fast method with $\hat{V}_{v'}$ is slightly less accurate than other methods. The fast method with $\hat{V}_{v'}^{(glasso)}$ is comparable to the existing method. The computation time is 4.001×10^4 seconds (about 11 hours) for the existing method, 6.951 seconds for the fast method with $\hat{V}_{v'}$, and 7.905 seconds for the fast method with $\hat{V}_{v'}^{(glasso)}$, respectively.

From the results of this data analysis, when d is large and many unknown parameters have to be estimated, as in this bus congestion data, the fast method is significantly faster and thus practical.

Also, when n is not large enough compared with d , using $\hat{V}_{v'}^{(glasso)}$ for the fast same-step forecast is better, and its forecast accuracy would be comparable to the existing method.

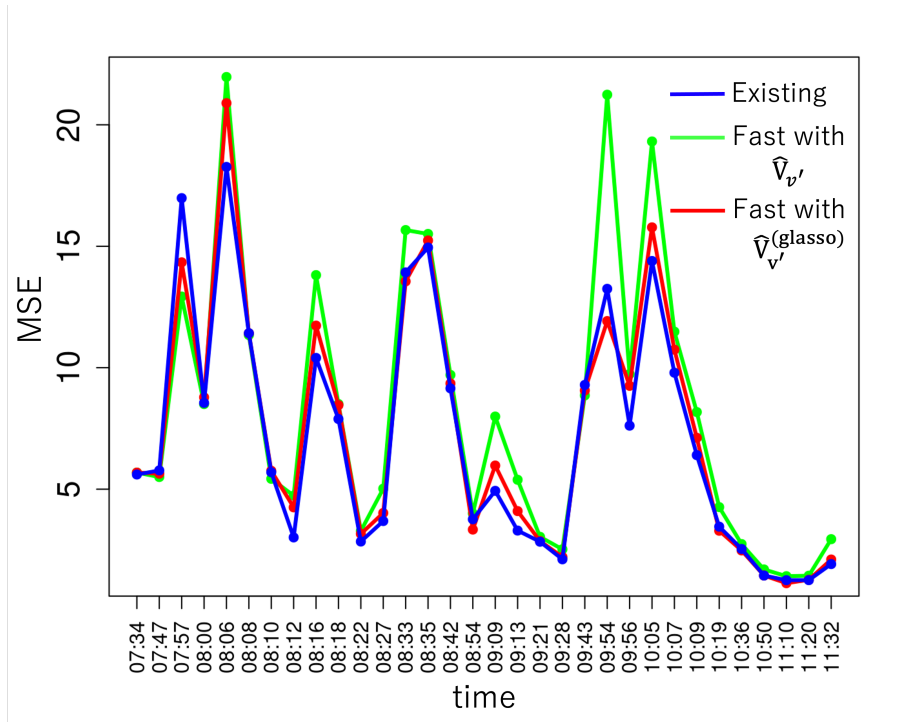


Figure 6.3 : Comparison of MSE of the same-step forecast between the existing and fast methods

7 Concluding remarks

In this paper, we considered the same-step forecast and proposed the fast method. In this method, we estimated the mean vector and the covariance matrix of the one-step-ahead forecast error. The estimation is based on their convergence, and we discussed the estimators' consistency. A Monte Carlo simulation was conducted to investigate the effectiveness of the fast method. Bus congestion forecasting was also performed to illustrate the usefulness of the fast method. The results showed that our proposed method was much faster than the existing method. In bus congestion forecasting, our method was comparable to the existing method.

In future studies, we will consider researching the convergence of the covariance matrix of the one-step-ahead forecast error when Z_t or T_t is time-varying. This convergence can ensure that when n is large, the same-step forecast provides better forecast accuracy than the one-step-ahead forecast in the fast method. Therefore, the discussion of the convergence would make it more clear in what cases of Z_t and T_t the fast same-step forecast improves the fast one-step-ahead forecast. Finally, we will also consider researching a method to select the best n_0 in (3.9) that minimizes the mean-squared same-step forecast error. From our observations, we believe it is beneficial to set

a small value for n_0 , but we are not yet confident which value of n_0 is best.

Appendix

A Proof of lemmas

Lemma 4.3

$$E(a_{t+1} - a'_{t+1}) = TL'_t E(a_t - a'_t)$$

Proof. Generally, we consider time-varying Z_t, T_t and prove $E(a_{t+1} - a'_{t+1}) = T_t L'_t E(a_t - a'_t)$ instead of this lemma.

Using (2.3), (3.4), $E(v_t | Y_{t-1}) = 0$, and the fact that a_t, a'_t are constant when y_1, \dots, y_{t-1} are given, we have

$$\begin{aligned} E(a_{t+1} - a'_{t+1}) &= E(T_t a_t + T_t K_t v_t - T_t a'_t - T_t K'_t v'_t) \\ &= T_t E\left(E(a_t + K_t v_t - a'_t - K'_t v'_t | Y_{t-1})\right) = T_t E\left(E(a_t - a'_t - K'_t (y_t - Z_t a'_t) | Y_{t-1})\right) \\ &= T_t E\left(a_t - a'_t - K'_t (Z_t a_t - Z_t a'_t)\right) = T_t (I_p - K'_t Z_t) E(a_t - a'_t) = T_t L'_t E(a_t - a'_t). \end{aligned}$$

□

Lemma 4.4

$$E\left((a_{t+1} - a'_{t+1})(a_{t+1} - a'_{t+1})^T\right) = T(K_t - K'_t)F_t(K_t - K'_t)^T T^T + TL'_t E\left((a_t - a'_t)(a_t - a'_t)^T\right)L_t^T T^T$$

Proof. Generally, we consider time-varying Z_t, T_t and prove $E\left((a_{t+1} - a'_{t+1})(a_{t+1} - a'_{t+1})^T\right) = T_t(K_t - K'_t)F_t(K_t - K'_t)^T T_t^T + T_t L'_t E\left((a_t - a'_t)(a_t - a'_t)^T\right)L_t^T T_t^T$ instead of this lemma.

Note $v'_t = y_t - Z_t a'_t = y_t - Z_t a_t + Z_t a_t - Z_t a'_t = v_t + Z_t a_t - Z_t a'_t$, we have

$$\begin{aligned} &E\left((a_{t+1} - a'_{t+1})(a_{t+1} - a'_{t+1})^T\right) \\ &= E\left((T_t a_t + T_t K_t v_t - T_t a'_t - T_t K'_t v'_t)(T_t a_t + T_t K_t v_t - T_t a'_t - T_t K'_t v'_t)^T\right) \\ &= T_t E\left((a_t + K_t v_t - a'_t - K'_t (v_t + Z_t a_t - Z_t a'_t))(a_t + K_t v_t - a'_t - K'_t (v_t + Z_t a_t - Z_t a'_t))^T\right) T_t^T \\ &= T_t E\left(((I_p - K'_t Z_t)(a_t - a'_t) + (K_t - K'_t)v_t)((I_p - K'_t Z_t)(a_t - a'_t) + (K_t - K'_t)v_t)^T\right) T_t^T \\ &= T_t \left\{ E\left(L'_t (a_t - a'_t)(a_t - a'_t)^T L_t^T\right) + E\left(L'_t (a_t - a'_t)v_t^T (K_t - K'_t)^T\right) \right. \\ &\quad \left. + E\left((K_t - K'_t)v_t(a_t - a'_t)^T L_t^T\right) + E\left((K_t - K'_t)v_t v_t^T (K_t - K'_t)^T\right) \right\} T_t^T. \end{aligned}$$

Now, considering the second term, since a_t, a'_t are constant when y_1, \dots, y_{t-1} are given, it follows that

$$\begin{aligned} & E\left(L'_t(a_t - a'_t)v_t^T(K_t - K'_t)^T\right) \\ &= E\left[E\left(L'_t(a_t - a'_t)v_t^T(K_t - K'_t)^T|Y_{t-1}\right)\right] = E\left[L'_t(a_t - a'_t)E(v_t^T|Y_{t-1})(K_t - K'_t)^T\right] \\ &= E\left[L'_t(a_t - a'_t) \times 0 \times (K_t - K'_t)^T\right] = 0. \end{aligned}$$

Similarly, it follows that $E\left((K_t - K'_t)v_t(a_t - a'_t)^T L_t'^T\right) = 0$. Considering the fourth term, we have

$$\begin{aligned} & E\left((K_t - K'_t)v_tv_t^T(K_t - K'_t)^T\right) \\ &= (K_t - K'_t)E(v_tv_t^T)(K_t - K'_t)^T = (K_t - K'_t)E\left(E(v_tv_t^T|Y_{t-1})\right)(K_t - K'_t)^T. \end{aligned}$$

Since $E(v_t|Y_{t-1}) = 0$, it follows that $E\left(E(v_tv_t^T|Y_{t-1})\right) = E\left(V(v_t|Y_{t-1})\right) = E(F_t) = F_t$. Hence, it holds that

$$E\left((K_t - K'_t)v_tv_t^T(K_t - K'_t)^T\right) = (K_t - K'_t)F_t(K_t - K'_t)^T.$$

From the above, we get

$$\begin{aligned} & E\left((a_{t+1} - a'_{t+1})(a_{t+1} - a'_{t+1})^T\right) \\ &= T_t(K_t - K'_t)F_t(K_t - K'_t)^T T_t^T + T_t L'_t E\left((a_t - a'_t)(a_t - a'_t)^T\right) L_t'^T T_t^T. \end{aligned}$$

□

Lemma 4.5

Under assumptions 1,2,3,4, $\exists M > 0$, $0 < \exists r < 1$, $\left\| \prod_{i=0}^j TL'_{t-i} - (TL')^{j+1} \right\|_F \leq (j+1)Mr^t$,

$\exists M > 0$, $0 < \exists r < 1$, $\left\| \prod_{i=0}^j TL'_{t-i} \right\|_F \leq M(j+2)r^{j+1}$.

Proof. For $j \geq 1$, it follows that

$$\begin{aligned}
& \left\| \prod_{i=0}^j TL'_{t-i} - (TL')^{j+1} \right\|_F \leq \left\| (TL'_t - TL') \prod_{i=1}^j TL'_{t-i} \right\|_F + \left\| TL' \left(\prod_{i=1}^j TL'_{t-i} - (TL')^j \right) \right\|_F \\
& \leq \dots \\
& \leq \sum_{k=0}^{j-1} \left\{ \left\| (TL')^k (TL'_{t-k} - TL') \prod_{i=k+1}^j TL'_{t-i} \right\|_F \right\} + \left\| (TL')^j (TL'_{t-j} - TL') \right\|_F \\
& \leq \sum_{k=0}^{j-1} \left\{ \left\| (TL')^k \right\|_F \left\| (TL'_{t-k} - TL') \right\|_F \left\| \prod_{i=k+1}^j TL'_{t-i} \right\|_F \right\} + \left\| (TL')^j \right\|_F \left\| (TL'_{t-j} - TL') \right\|_F \\
& \leq \sum_{k=0}^{j-1} \left[\exists M_1 \exists r_1^k \right] \left[\left\| T \right\|_F \exists M_2 \exists r_2^{t-k} \right] \exists M_3 + M_1 r_1^j M_2 r_2^{t-j} \quad (\because \text{lemma 4.2, lemma 4.1, and assumption 4}) \\
& \leq \sum_{k=0}^{j-1} (Mr^t) + Mr^t = (j+1)Mr^t,
\end{aligned}$$

where $M := M_1 M_2 \max \{M_3 \|T\|_F, 1\}$, $r := \max \{r_1, r_2\}$. Note that this inequality holds for $j = 0$ from lemma 4.1. In addition, note $j+1 \leq t$, by this inequality and lemma 4.2, it holds that there exist $M > 0$ and $0 < r < 1$, such that

$$\begin{aligned}
\left\| \prod_{i=0}^j TL'_{t-i} \right\|_F & \leq \left\| \prod_{i=0}^j TL'_{t-i} - (TL')^{j+1} \right\|_F + \left\| (TL')^{j+1} \right\|_F \\
& \leq (j+1)Mr^t + Mr^{j+1} \leq (j+1)Mr^{j+1} + Mr^{j+1} = M(j+2)r^{j+1}.
\end{aligned}$$

□

Lemma 4.6

Under assumptions 1,2,3,4, $\prod_{i=0}^{t-1} TL'_{t-i} \rightarrow 0 (t \rightarrow \infty)$.

Proof. From lemma 4.5, it holds that there exist $M > 0$ and $0 < r < 1$, such that

$$\left\| \prod_{i=0}^{t-1} TL'_{t-i} \right\|_F \leq M(t+1)r^t \rightarrow 0 (t \rightarrow \infty).$$

□

Lemma 4.7

Under assumptions 1,2,3, $\exists M > 0$, $0 < \exists r < 1$,

$$\left\| T(K_t - K'_t)F_t(K_t - K'_t)^T T^T - T(K - K')F(K - K')^T T^T \right\|_F \leq Mr^t.$$

Proof. Note F_t and $K_t - K'_t$ are finite, we have

$$\begin{aligned}
& \|T(K_t - K'_t)F_t(K_t - K'_t)^T T^T - T(K - K')F(K - K')^T T^T\|_F \\
& \leq \|T\|_F^2 \left\{ \|(K_t - K'_t) - (K - K')\|_F \|F_t\|_F \|(K_t - K'_t)\|_F \right. \\
& \quad \left. + \|(K - K')\|_F \|F_t - F\|_F \|(K_t - K'_t)\|_F + \|(K - K')\|_F \|F\|_F \|(K_t - K'_t) - (K - K')\|_F \right\} \\
& \leq \exists M_1 (2\|(K_t - K'_t) - (K - K')\|_F + \|F_t - F\|_F) \\
& \leq \exists M_1 (2\|K_t - K\|_F + 2\|K'_t - K'\|_F + \|F_t - F\|_F) \leq \exists M^{\exists} r^t \quad (\because \text{lemma 4.1}).
\end{aligned}$$

□

Lemma 5.1

$$V(v'_{i,t}v'_{j,t}) = V(v'_{i,t})V(v'_{j,t}) + Cov(v'_{i,t}, v'_{j,t})^2 + E(v'_{j,t})^2V(v'_{i,t}) + E(v'_{i,t})^2V(v'_{j,t}) + 2E(v'_{i,t})E(v'_{j,t})Cov(v'_{i,t}, v'_{j,t}).$$

Proof. $V(v'_{i,t}v'_{j,t})$ can be written as follows:

$$\begin{aligned}
V(v'_{i,t}v'_{j,t}) &= V\left((v'_{i,t} - E(v'_{i,t}))(v'_{j,t} - E(v'_{j,t})) + (v'_{i,t} - E(v'_{i,t}))E(v'_{j,t}) + E(v'_{i,t})(v'_{j,t} - E(v'_{j,t})) + E(v'_{i,t})E(v'_{j,t})\right) \\
&= V\left((v'_{i,t} - E(v'_{i,t}))(v'_{j,t} - E(v'_{j,t}))\right) + V\left((v'_{i,t} - E(v'_{i,t}))E(v'_{j,t}) + E(v'_{i,t})(v'_{j,t} - E(v'_{j,t}))\right) \\
&\quad + 2Cov\left((v'_{i,t} - E(v'_{i,t}))(v'_{j,t} - E(v'_{j,t})), (v'_{i,t} - E(v'_{i,t}))E(v'_{j,t}) + E(v'_{i,t})(v'_{j,t} - E(v'_{j,t}))\right).
\end{aligned}$$

Consider the covariance of the third term in the last equation. Since the mean of the right side is 0, we have

$$\begin{aligned}
& Cov\left((v'_{i,t} - E(v'_{i,t}))(v'_{j,t} - E(v'_{j,t})), (v'_{i,t} - E(v'_{i,t}))E(v'_{j,t}) + E(v'_{i,t})(v'_{j,t} - E(v'_{j,t}))\right) \\
& = E\left(\left((v'_{i,t} - E(v'_{i,t}))(v'_{j,t} - E(v'_{j,t}))\right)\left[(v'_{i,t} - E(v'_{i,t}))E(v'_{j,t}) + E(v'_{i,t})(v'_{j,t} - E(v'_{j,t}))\right]\right) = 0.
\end{aligned}$$

In the last equality, we use the fact that a third order moment of a normal random variable with 0 mean is 0. Therefore,

$$\begin{aligned}
V(v'_{i,t}v'_{j,t}) &= V\left((v'_{i,t} - E(v'_{i,t}))(v'_{j,t} - E(v'_{j,t}))\right) + V\left((v'_{i,t} - E(v'_{i,t}))E(v'_{j,t}) + E(v'_{i,t})(v'_{j,t} - E(v'_{j,t}))\right) \\
&= E\left(\{(v'_{i,t} - E(v'_{i,t}))(v'_{j,t} - E(v'_{j,t}))\}^2\right) - E\left((v'_{i,t} - E(v'_{i,t}))(v'_{j,t} - E(v'_{j,t}))\right)^2 \\
&\quad + E(v'_{j,t})^2V(v'_{i,t}) + E(v'_{i,t})^2V(v'_{j,t}) + 2E(v'_{i,t})E(v'_{j,t})Cov(v'_{i,t}, v'_{j,t}) \\
&= E\left(\{(v'_{i,t} - E(v'_{i,t}))(v'_{j,t} - E(v'_{j,t}))\}^2\right) - Cov(v'_{i,t}, v'_{j,t})^2 \\
&\quad + E(v'_{j,t})^2V(v'_{i,t}) + E(v'_{i,t})^2V(v'_{j,t}) + 2E(v'_{i,t})E(v'_{j,t})Cov(v'_{i,t}, v'_{j,t}).
\end{aligned}$$

Moreover, using Isserlis' theorem [Isserlis 1918], we have

$$\begin{aligned}
& E\left(\{(v'_{i,t} - E(v'_{i,t}))(v'_{j,t} - E(v'_{j,t}))\}^2\right) \\
& = E\left((v'_{i,t} - E(v'_{i,t}))(v'_{j,t} - E(v'_{j,t}))(v'_{i,t} - E(v'_{i,t}))(v'_{j,t} - E(v'_{j,t}))\right) = V(v'_{i,t})V(v'_{j,t}) + 2Cov(v'_{i,t}, v'_{j,t})^2.
\end{aligned}$$

Therefore, we get

$$V(v'_{i,t}v'_{j,t}) = V(v'_{i,t})V(v'_{j,t}) + Cov(v'_{i,t}, v'_{j,t})^2 + E(v'_{j,t})^2V(v'_{i,t}) + E(v'_{i,t})^2V(v'_{j,t}) + 2E(v'_{i,t})E(v'_{j,t})Cov(v'_{i,t}, v'_{j,t}).$$

□

Lemma 5.2

$$Cov(v'_{i,t}v'_{j,t}, v'_{i,t+s}v'_{j,t+s}) = O(\|Cov(v'_t, v'_{t+s})\|_F^2 + \|Cov(v'_t, v'_{t+s})\|_F).$$

Proof. Similar to the proof of lemma 5.1, we have

$$\begin{aligned} & Cov(v'_{i,t}v'_{j,t}, v'_{i,t+s}v'_{j,t+s}) \\ = & Cov\left((v'_{i,t} - E(v'_{i,t}))(v'_{j,t} - E(v'_{j,t})), (v'_{i,t+s} - E(v'_{i,t+s}))(v'_{j,t+s} - E(v'_{j,t+s}))\right) \\ & + Cov\left((v'_{i,t} - E(v'_{i,t}))E(v'_{j,t}) + E(v'_{i,t})(v'_{j,t} - E(v'_{j,t})), \right. \\ & \quad \left. (v'_{i,t+s} - E(v'_{i,t+s}))E(v'_{j,t+s}) + E(v'_{i,t+s})(v'_{j,t+s} - E(v'_{j,t+s}))\right) \\ = & E\left((v'_{i,t} - E(v'_{i,t}))(v'_{j,t} - E(v'_{j,t}))(v'_{i,t+s} - E(v'_{i,t+s}))(v'_{j,t+s} - E(v'_{j,t+s}))\right) \\ & - E\left((v'_{i,t} - E(v'_{i,t}))(v'_{j,t} - E(v'_{j,t}))\right)E\left((v'_{i,t+s} - E(v'_{i,t+s}))(v'_{j,t+s} - E(v'_{j,t+s}))\right) \\ & + E(v'_{j,t})E(v'_{j,t+s})Cov(v'_{i,t}, v'_{i,t+s}) + E(v'_{i,t})E(v'_{i,t+s})Cov(v'_{j,t}, v'_{j,t+s}) \\ & + E(v'_{j,t})E(v'_{i,t+s})Cov(v'_{i,t}, v'_{j,t+s}) + E(v'_{i,t})E(v'_{j,t+s})Cov(v'_{j,t}, v'_{i,t+s}) \\ = & Cov(v'_{i,t}, v'_{i,t+s})Cov(v'_{j,t}, v'_{j,t+s}) + Cov(v'_{i,t}, v'_{j,t+s})Cov(v'_{j,t}, v'_{i,t+s}) + Cov(v'_{i,t}, v'_{j,t})Cov(v'_{i,t+s}, v'_{j,t+s}) \\ & - Cov(v'_{i,t}, v'_{j,t})Cov(v'_{i,t+s}, v'_{j,t+s}) \\ & + E(v'_{j,t})E(v'_{j,t+s})Cov(v'_{i,t}, v'_{i,t+s}) + E(v'_{i,t})E(v'_{i,t+s})Cov(v'_{j,t}, v'_{j,t+s}) \\ & + E(v'_{j,t})E(v'_{i,t+s})Cov(v'_{i,t}, v'_{j,t+s}) + E(v'_{i,t})E(v'_{j,t+s})Cov(v'_{j,t}, v'_{i,t+s}) \quad (\because \text{Isserlis' theorem}). \\ = & Cov(v'_{i,t}, v'_{i,t+s})Cov(v'_{j,t}, v'_{j,t+s}) + Cov(v'_{i,t}, v'_{j,t+s})Cov(v'_{j,t}, v'_{i,t+s}) \\ & + E(v'_{j,t})E(v'_{j,t+s})Cov(v'_{i,t}, v'_{i,t+s}) + E(v'_{i,t})E(v'_{i,t+s})Cov(v'_{j,t}, v'_{j,t+s}) \\ & + E(v'_{j,t})E(v'_{i,t+s})Cov(v'_{i,t}, v'_{j,t+s}) + E(v'_{i,t})E(v'_{j,t+s})Cov(v'_{j,t}, v'_{i,t+s}) \\ \leq & 2\|Cov(v'_t, v'_{t+s})\|_F^2 \\ & + \left\{ |E(v'_{j,t})E(v'_{j,t+s})| + |E(v'_{i,t})E(v'_{i,t+s})| + |E(v'_{j,t})E(v'_{i,t+s})| + |E(v'_{i,t})E(v'_{j,t+s})| \right\} \|Cov(v'_t, v'_{t+s})\|_F. \end{aligned}$$

From this inequality, it follows that

$$Cov(v'_{i,t}v'_{j,t}, v'_{i,t+s}v'_{j,t+s}) = O(\|Cov(v'_t, v'_{t+s})\|_F^2 + \|Cov(v'_t, v'_{t+s})\|_F).$$

□

Lemma 5.3

Under assumptions 1,2,3,4, $\exists M, \forall t, \|Cov(v'_t, a_{t+1} - a'_{t+1})\|_F < M$

Proof. It follows that

$$\begin{aligned}
& \|Cov(v'_t, a_{t+1} - a'_{t+1})\|_F = \|Cov(y_t - Za'_t, Ta_t + TK_tv_t - Ta'_t - TK'_tv'_t)\|_F \\
& = \|Cov(v_t + Z(a_t - a'_t), T(K_t - K'_t)v_t + T(I_p - K'_tZ)(a_t - a'_t))\|_F \\
& = \|Cov(v_t + Z(a_t - a'_t), T(K_t - K'_t)v_t + TL'_t(a_t - a'_t))\|_F.
\end{aligned}$$

From the fact that a_t, a'_t are constant when y_1, \dots, y_{t-1} are given, it follows that

$$\begin{aligned}
Cov(v_t, a_t - a'_t) &= E\left(v_t(a_t - a'_t - E(a_t - a'_t))^T\right) = E\left(E(v_t|y_1, \dots, y_{t-1})(a_t - a'_t - E(a_t - a'_t))^T\right) \\
&= E\left(0 \times (a_t - a'_t - E(a_t - a'_t))^T\right) = 0.
\end{aligned}$$

Thus, note that $V(v_t) = F_t$; we have

$$\begin{aligned}
& \|Cov(v_t + Z(a_t - a'_t), T(K_t - K'_t)v_t + TL'_t(a_t - a'_t))\|_F \\
& = \|F_t(T(K_t - K'_t))^T + ZV(a_t - a'_t)(TL'_t)^T\|_F \\
& \leq \|F_t(T(K_t - K'_t))^T\|_F + \|Z\|_F \|V(a_t - a'_t)\|_F \|(TL'_t)^T\|_F \\
& \leq \|F_t(T(K_t - K'_t))^T\|_F + \|Z\|_F \left\{ \|E\left((a_t - a'_t)(a_t - a'_t)^T\right)\|_F + \|E(a_t - a'_t)E(a_t - a'_t)^T\|_F \right\} \|(TL'_t)^T\|_F.
\end{aligned}$$

Now, since $F_t, K_t,$ and K'_t converge, $F_t(T(K_t - K'_t))^T$ also converge. Therefore, it follows that $\exists M_1, \forall t, \|F_t(T(K_t - K'_t))^T\|_F < M_1$. Similarly, since L'_t converge, it follows that $\exists M_2, \forall t, \|(TL'_t)^T\|_F < M_2$, and since $E\left((a_t - a'_t)(a_t - a'_t)^T\right)$ and $E(a_t - a'_t)E(a_t - a'_t)^T$ converge (see Section 4), it follows that $\exists M_3, \exists M_4, \forall t, \|E\left((a_t - a'_t)(a_t - a'_t)^T\right)\|_F < M_3, \|E(a_t - a'_t)E(a_t - a'_t)^T\|_F < M_4$. From the above, let $M := M_1 + \|Z\|_F \times M_2(M_3 + M_4)$, for any t it holds that

$$\|Cov(v'_t, a_{t+1} - a'_{t+1})\|_F = \|Cov(v_t + Z(a_t - a'_t), T(K_t - K'_t)v_t + TL'_t(a_t - a'_t))\|_F < M.$$

□

B Supplement of Lemma 4.2

We prove that for any matrix A of which all eigenvalues are of absolute value less than 1 it holds that $\exists M > 0, 0 < \exists r < 1, \|A^n\|_F \leq Mr^n$. First, it follows that $A^n \rightarrow 0$ from that all eigenvalues of the matrix A are of absolute value less than 1. Then, there exists a positive constant c large enough, such that

$$\|A^c\|_F < \exists r_1 < 1.$$

Let q be the remainder when n is divided by c , for all $n \in \mathbb{N}$ it follows that

$$\|A^n\|_F = \|A^{c \times \lfloor \frac{n}{c} \rfloor + q}\|_F \leq r_1^{\lfloor \frac{n}{c} \rfloor} \|A^q\|_F$$

Now $r_1^{\lfloor \frac{n}{c} \rfloor}$ can be bounded above as

$$r_1^{\lfloor \frac{n}{c} \rfloor} = \frac{1}{r_1} r_1^{1 + \lfloor \frac{n}{c} \rfloor} \leq \frac{1}{r_1} r_1^{\frac{n}{c}},$$

and let $M_1 := \max_q \|A^q\|_F$, we get

$$\|A^n\|_F \leq M_1 \frac{1}{r_1} r_1^{\frac{n}{c}} = M r^n,$$

where $M := M_1 \frac{1}{r_1}$, $r := r_1^{\frac{1}{c}}$. Note $r < 1$ from $r_1 < 1$, the inequality we want was given.

C Mild assumption for the convergence of $E(v'_t)$

In Section 4, we proved the convergence of $E(v'_t)$ and $V(v'_t)$ under assumption 4.1 and the condition that $Z_t = Z$, $T_t = T$. However, the convergence of $E(v'_t)$ even holds under the condition that $Z_t = Z$, $T_t = T$ are time-varying, and the assumptions can be mild as follows:

$$\text{Assumption for the convergence of } E(v'_t) : \prod_{i=0}^{t-1} T_{t-i} L'_{t-i} \rightarrow 0 \quad (t \rightarrow \infty).$$

Note this assumption is more mild than assumption 4.1 from lemma 4.6. We prove the convergence of $E(v'_t)$ under this assumption.

Proof. Since lemma 4.3 holds even if $Z_t = Z$, $T_t = T$ are time-varying from Appendix A, it follows that

$$\begin{aligned} E(v'_{t+1}) &= E(y_{t+1} - Z_t a'_{t+1}) = E\left(E(y_{t+1} - Z_t a'_{t+1} | Y_t)\right) = E(Z_t a_{t+1} - Z_t a'_{t+1}) \\ &= Z_t E(a_{t+1} - a'_{t+1}) = Z_t T_t L'_t E(a_t - a'_t) = \dots = Z_t \left(\prod_{i=0}^{t-1} T_{t-i} L'_{t-i}\right) (a_1 - a'_1) \quad (\because \text{lemma 4.3}). \end{aligned}$$

Since $\prod_{i=0}^{t-1} T_{t-i} L'_{t-i} \rightarrow 0 (t \rightarrow \infty)$ from the assumption above, it holds that $Z_t \left(\prod_{i=0}^{t-1} T_{t-i} L'_{t-i}\right) (a_1 - a'_1) \rightarrow 0 (t \rightarrow \infty)$. Therefore, we get $E(v'_t) \rightarrow 0 (t \rightarrow \infty)$. \square

Acknowledgments

The authors would like to thank Arakawa Lab for providing us with the bus sensor data. This work was supported by JSPS KAKENHI Grant Number 22J20435 and WISE program (MEXT) at Kyushu University.

References

- Constantinos Antoniou and George Yannis. State-space based analysis and forecasting of macroscopic road safety trends in greece. *Accident Analysis & Prevention*, 60:268–276, 2013.
- Richard H Byrd, Peihuang Lu, Jorge Nocedal, and Ciyou Zhu. A limited memory algorithm for bound constrained optimization. *SIAM Journal on scientific computing*, 16(5):1190–1208, 1995.
- Charles K Chui, Guanrong Chen, et al. *Kalman filtering*. Springer, 2017.
- James Durbin and Siem Jan Koopman. *Time series analysis by state space methods*, volume 38. OUP Oxford, 2012.
- Morris L Eaton. Multivariate statistics: a vector space approach. *JOHN WILEY & SONS, INC., 605 THIRD AVE., NEW YORK, NY 10158, USA, 1983, 512*, 1983.
- F. Javier Fernández and Andrew C. Harvey. Seemingly unrelated time series equations and a test for homogeneity. *Journal of Business & Economic Statistics*, 8(1):71–81, 1990.
- Jerome Friedman, Trevor Hastie, and Robert Tibshirani. Sparse inverse covariance estimation with the graphical lasso. *Biostatistics*, 9(3):432–441, 2008.
- Elmer G Gilbert. Controllability and observability in multivariable control systems. *Journal of the Society for Industrial and Applied Mathematics, Series A: Control*, 1(2):128–151, 1963.
- Yongshun Gong, Zhibin Li, Jian Zhang, Wei Liu, and Yu Zheng. Online spatio-temporal crowd flow distribution prediction for complex metro system. *IEEE Transactions on Knowledge and Data Engineering*, 2020.
- Leon Isserlis. On a formula for the product-moment coefficient of any order of a normal frequency distribution in any number of variables. *Biometrika*, 12(1/2):134–139, 1918.
- Satish R Jondhale and Rajkumar S Deshpande. Kalman filtering framework-based real time target tracking in wireless sensor networks using generalized regression neural networks. *IEEE Sensors Journal*, 19(1):224–233, 2018.
- R.E. Kalman. On the general theory of control systems. *IFAC Proceedings Volumes*, 1(1):491–502, 1960a. ISSN 1474-6670. 1st International IFAC Congress on Automatic and Remote Control, Moscow, USSR, 1960.
- Rudolph Emil Kalman. A new approach to linear filtering and prediction problems. 1960b.
- KR Koch and Y Yang. Robust kalman filter for rank deficient observation models. *Journal of geodesy*, 72(7):436–441, 1998.

- Siem Jan Koopman and James Durbin. Fast filtering and smoothing for multivariate state space models. *Journal of Time Series Analysis*, 21(3):281–296, 2000.
- Guo Lu, Wanli Ouyang, Dong Xu, Xiaoyun Zhang, Zhiyong Gao, and Ming-Ting Sun. Deep kalman filtering network for video compression artifact reduction. In *Proceedings of the European Conference on Computer Vision (ECCV)*, pages 568–584, 2018.
- David Luethi, Philipp Erb, Simon Otziger, Daniel McDonald, and Paul Smith. *FKF: Fast Kalman Filter*, 2022. URL <https://CRAN.R-project.org/package=FKF>. R package version 0.2.4.
- Filippo Moauro and Giovanni Savio. Temporal disaggregation using multivariate structural time series models. *The Econometrics Journal*, 8(2):214–234, 2005.
- AH Mohamed and KP Schwarz. Adaptive kalman filtering for ins/gps. *Journal of geodesy*, 73(4):193–203, 1999.
- Sophie Pelland, George Galanis, and George Kallos. Solar and photovoltaic forecasting through post-processing of the global environmental multiscale numerical weather prediction model. *Progress in photovoltaics: Research and Applications*, 21(3):284–296, 2013.
- Yudai Mitsukude Masanori Futamata Shunei Inoue Shuta Matsuo Shigemi Ishida Yutaka Arakawa Shigeru Takano Ryo Takahashi, Kenta Hayashi. Itocon - a system for visualizing the congestion of bus stops around ito campus in real-time. In *The 18th ACM Conference on Embedded Networked Sensor Systems (SenSys 2020)*, 2020.
- Gideon Schwarz. Estimating the dimension of a model. *The annals of statistics*, pages 461–464, 1978.
- Fernando Tusell. Kalman filtering in r. *Journal of Statistical Software*, 39:1–27, 2011.
- Dieter Willner, Chaw-Bing Chang, and Keh-Ping Dunn. Kalman filter configurations for multiple radar systems. Technical report, MASSACHUSETTS INST OF TECH LEXINGTON LINCOLN LAB, 1976.
- Wang Qian Xianyi, Zhang and Werner Saar. Openblas: An optimized blaslibrary. 2016. URL <http://www.openblas.net/>.
- Yuanchang Xie, Yunlong Zhang, and Zhirui Ye. Short-term traffic volume forecasting using kalman filter with discrete wavelet decomposition. *Computer-Aided Civil and Infrastructure Engineering*, 22(5):326–334, 2007.
- Ming Yuan and Yi Lin. Model selection and estimation in the gaussian graphical model. *Biometrika*, 94(1):19–35, 2007.