

Density of instantaneous frequencies in the Kuramoto-Sakaguchi model

Julio D. da Fonseca¹, Edson D. Leonel¹, and Rene O. Medrano-T^{1 2}

October 12, 2022

¹ Departamento de Física, Universidade Estadual Paulista, Bela Vista, 13506-900 Rio Claro, SP, Brazil

² Departamento de Física, Universidade Federal de São Paulo, UNIFESP, 09913-030, Campus Diadema, São Paulo, Brasil

Abstract

We obtain a stationary probability density function for the instantaneous frequencies of Kuramoto-Sakaguchi oscillators. The work is based on Kuramoto-Sakaguchi's theory and is reviewed in detail following a probabilistic approach. Our result is compatible with numerical simulation data and represents a mathematical description of stationary collection states of the Kuramoto-Sakaguchi model.

1 Introduction

Synchronization is a process in which interacting oscillatory systems adjust their frequencies to display the same common value[1]. Power grids[2], semiconductor laser arrays[3], cardiac pacemaker cells[4], and neurosciences[5] are just a few examples in a multitude of domains where synchronization consists of one of the most active research subjects.

Works of Arthur Winfree[4, 6] and Yoshiki Kuramoto[7, 8] represent seminal contributions to theoretical research in synchronization. Inspired by Winfree's pioneering ideas[9], Kuramoto formulated a model of coupled oscillators, introduced in Ref. [7] and initially analyzed in more detail in Ref. [8]. A review of the Kuramoto model and its analysis can be found in Refs. [1, 10, 11]. See Refs. [12, 13, 14, 15] for later studies related to variants of the Kuramoto model and their applications.

The original Kuramoto model consists of an ensemble of oscillators with a mean-field coupling and randomly distributed *natural (or intrinsic) frequencies*. An oscillator is characterized by its *phase*, and the first-order time derivative of the oscillator's phase, which here we call *instantaneous frequency*, is defined by an autonomous first-order ordinary differential equation. The theoretical analysis of the Kuramoto model[8, 11] evinces a transition between two stationary collective states: an *incoherent* state and a synchronization one. A simplified version of the Kuramoto model, which has identical and symmetrically coupled oscillators, presents multiple regular attractors [16] and the synchronization state is the most probable one[17, 18].

In the incoherent state, the *density¹ of instantaneous frequencies* is the same as that of natural frequencies. In the synchronization state, instantaneous frequencies of an oscillator group share the same value. The number of synchronized oscillators depends on the *coupling-strength parameter*: synchronization only occurs for a coupling strength above a critical value.

In a work by H. Sakaguchi and Y. Kuramoto[19], a generalization of the Kuramoto model and the associated theory were presented by considering, in the coupling function, a phase shift, usually called *phase-lag* or *frustration parameter*. The Kuramoto-Sakaguchi model exhibit the same types of stationary collective states as the original Kuramoto model, but both the phase lag and the coupling-strength determine the transition from incoherence to synchronization.

The Kuramoto-Sakaguchi and its variants appear in the study of a wide range subjects such as chimera states[20, 21], chaotic transients[22], pulse-coupled oscillators[23], and Josephson-junction arrays[24]. In addition, a phase shift in the coupling function has been used as an approximation of interactions with time-delayed phases[25].

Stationary collective states of the Kuramoto-Sakaguchi model are commonly characterized through an order parameter, which is zero in the incoherent state and takes finite values in the presence of synchronized oscillators. Nevertheless, we follow in this work a different approach from the usual order-parameter analysis: we obtain the *density of instantaneous frequencies* to describe stationary collective states of the Kuramoto-Sakaguchi model. Our goal is similar to the one pursued in Ref. [26], where the authors obtain the the density of instantaneous frequencies in the Kuramoto model, but here we take a somewhat different path to attain not only more general analytical results but also a more straightforward way to obtain them.

Although instantaneous frequencies reflects synchronization emergence[26] and are relevant in the analysis of other phenomena (e.g., frequency spirals [32]), uncovering how instantaneous frequencies are statistically distributed in the Kuramoto-Sakaguchi model is not yet a studied problem. A related but still a quite different problem was addressed in the work mentioned above by Sakaguchi and Kuramoto[19], namely the density of *coupling-modified frequencies*, which are time averages of the instantaneous frequencies (see Refs. [11, 26] for details).

The analytical work developed here is entirely based on the results of the Kuramoto-Sakaguchi theory, as presented in Ref[19]. The primary outcome of our work is a stationary probability function which gives a mathematical description of the instantaneous-frequency

¹By density, we mean a statistical distribution.

distribution. We discuss the fundamental assumptions of the Kuramoto-Sakaguchi theory and detail how those results can be obtained using a probabilistic approach similar to that of Ref. [11]. In our opinion, an explicit derivation of Kuramoto-Sakaguchi's theoretical results is still absent in the literature.

We organized this paper as follows. In Section 2 we review the results of the Kuramoto-Sakaguchi theory, which are relevant to our work, and present, for the first time, phase diagrams pointing out the transition between incoherent and synchronization states. In Section 3, we extend the Kuramoto-Sakaguchi theory by providing additional analytical results and obtaining the formula of the density of instantaneous frequencies. In Section 4, we discuss the properties of our formula in a specific application where the density of natural frequencies is the standard normal distribution. In Section 5, we check the robustness of the density function by comparing its graphs to numerical simulation data. Conclusions and an outlook on possible research directions are given in Section 6. Conclusions and an outlook on possible research directions are given in Section 6.

2 Kuramoto-Sakaguchi theory

In its original version[19], Kuramoto-Sakaguchi (KS) model consists of an infinitely large number N of all-to-all coupled oscillators. The state of an oscillator of index $i = 1...N$ is characterized by its phase θ_i , which changes in time according to

$$\dot{\theta}_i = \omega_i - \frac{K}{N} \sum_{j=1}^N \sin(\theta_i - \theta_j + \alpha), \quad (1)$$

where $\dot{\theta}_i$ is the first-order time-derivative of θ_i , ω_i is a random number with a prescribed density, and K and α are real constant parameters. Hereafter, *we also refer to $\dot{\theta}_i$ as the instantaneous frequency, ω_i is called natural frequency and K , the coupling strength.* The oscillator of index i can be represented by the complex number $\exp(i\theta_j)$. The oscillators are then points in the complex plane moving over a circle of unit radius and centered at the origin.

A valuable concept for the analysis of collective behavior in the KS model is that of *mean field*, defined by

$$Z = \frac{1}{N} \sum_{j=1}^N \exp(i\theta_j), \quad (2)$$

which can be interpreted as the *average oscillator state*. The mean field can be written as a complex number

$$Z = R \exp(i\Theta) \quad (3)$$

where Θ denotes the phase and R the modulus of the mean field, which here we call *order parameter*. If the oscillators are quasi-aligned, i.e., they have approximately the same phase,

and then $R \simeq 1$. Yet, a quasi-uniform spread of the oscillators over the circle results in a mean-field located near the origin, and then $R \simeq 0$.

For $N \rightarrow \infty$, the mean field, at a time instant t , is given by

$$Z = \int_{-\pi}^{+\pi} \exp(i\theta)n(\theta, t)d\theta, \quad (4)$$

where $n(\theta, t)$ is the density of phases at time instant t . *Two fundamental assumptions are made concerning the behavior of $n(\theta, t)$ in the long-time ($t \rightarrow \infty$) and large-size ($N \rightarrow \infty$) limit and they give the simplest imaginable scenarios regarding the collective behavior of the KS model.* First, in the incoherent state, $n(\theta, t) = \frac{1}{2\pi}$ for $-\pi < \theta \leq +\pi$ and $n(\theta, t) = 0$, otherwise, i.e. $n(\theta, t)$ is a time-independent uniform phase density (the value $\frac{1}{2\pi}$ comes from the normalization condition). Second, if there are oscillators synchronized, then $n(\theta - \Omega\Delta t, t) = n(\theta, t + \Delta t)$ for any time instant t and time interval Δt , meaning that $n(\theta, t)$ has a moving and stationary profile of a steadily traveling wave with velocity Ω . This wave would emerge when a bunch of oscillators collectively change their phase at the constant-in-time rate Ω , which corresponds to the synchronization frequency.

In the scenario where oscillators are uniformly spread over the unit circle, we see that, after inserting a uniform phase density in Eq. (4), $Z = 0$. So, from Eq. (3), *the order parameter (R) is zero in the incoherent state.* Yet, if the KS system exhibits synchronization, *the assumption of a traveling wave with a stationary and non-uniform profile, moving with constant velocity Ω , means that R is finite and time-independent.* Moreover, Z rotates in the complex plane following a circular path of radius R and velocity Ω . That is, a uniform circular motion given by

$$Z(t) = R \exp [i (\Omega t + \Theta_0)], \quad (5)$$

where Θ_0 is the mean-field phase at an arbitrary initial time instant.

Let us look at the KS oscillators in a different complex plane with the same origin as the previous one, but with both axis rotating with angular velocity Ω . In the new rotating frame, we represent the oscillator of index j by the complex number $\exp(i\psi_j)$, where ψ_j is the oscillator's phase and the analogous of Eqs. (2), (3), and (4) are then

$$Z' = \frac{1}{N} \sum_{j=1}^N \exp(i\psi_j), \quad (6)$$

$$Z' = R \exp(i\Psi) \quad (7)$$

and, for $N \rightarrow \infty$,

$$Z' = \int_{-\pi}^{+\pi} \exp(i\psi)n(\psi)d\psi, \quad (8)$$

where the quantities Z' and $n(\psi)$ are representations of the mean field and the phase density in the rotating frame. Comparing Eq. (3) to Eq. (7), we see that Z and Z' have the same length R . The frame change alters equally the phases of all oscillators, keeping the phase density profile and mean field length unchanged. Note also that, in Eq. (8), we dropped the time dependence since both the rotating frame and the steadily traveling wave move with the same velocity Ω . *So the mean field is fixed in the rotating frame, i.e., both R and Ψ are time-independent.*

Some conventions are useful to simplify the analysis of the KS model at an time instant $t > t_o = 0$, with t_0 denoting the initial time instant. We choose a fixed frame such that its real axis has the same direction as the mean field at t_0 . So, $\Theta_0 = 0$. Another important convention is defining a rotating frame such that, at the initial time t_0 , its real axis is dephased by α from the fixed-frame (the same parameter α of Eq. (1)). This is the same as setting $\Psi = \alpha$. Thus, from Eqs. (5) and (7), at the time instant t ,

$$Z = R \exp(i\Omega t) \quad (9)$$

and

$$Z' = R \exp i\alpha. \quad (10)$$

As a consequence of the above conventions, a simple geometric inquiring yields the relations

$$\dot{\psi}_i = \dot{\theta}_i - \Omega, \quad (11)$$

where $\dot{\psi}_i$ is the instantaneous frequency of an oscillator of index i described in the rotating frame, and

$$\psi_i = \theta_i - \Omega t + \alpha. \quad (12)$$

Using Eqs. (11) and (12), we can recast the KS model in the rotating frame as

$$\dot{\psi}_i = \omega_i - \Omega - \frac{K}{N} \sum_{j=1}^N \sin(\psi_i - \psi_j + \alpha). \quad (13)$$

Multiplying the right-hand sides of Eqs. (6) and (10) by $\exp[-i(\psi_i + \alpha)]$ and equating their imaginary parts give

$$N^{-1} \sum_{j=1}^N \sin(\psi_i - \psi_j + \alpha) = R \sin \psi_i. \quad (14)$$

Substituting the summation in Eq. 13 by the right-hand-side of Eq. (14) results in

$$\dot{\psi}_i = \omega_i - \Omega - KR \sin \psi_i, \quad (15)$$

which is a simple formulation of the KS model in the rotating frame. We emphasize that ω_i , K , Ω , and R are constant-in-time numbers: ω_i is a sample from a random variable with a given

density, say a function g ; K is a given coupling strength, and Ω and R are constants to be determined.

The differential equation (15) gives a more detailed picture of synchronization in the KS model. For $|\omega_i - \Omega| > KR$, Eq. (15) has no equilibrium point. When $|\omega_i - \Omega| = KR$, a pair of stable and unstable equilibria emerges by a fold bifurcation, and they become apart as $|\omega_i - \Omega| < KR$. Since the phase domain is closed ($|\psi_i| \leq \pi$), the phase, for $|\omega_i - \Omega| \leq KR$, will always converge to an attractor (stable equilibrium point) defined by

$$\psi_i^* = \sin^{-1} \left(\frac{\omega_i - \Omega}{KR} \right), \quad (16)$$

where \sin^{-1} is an inverse of the *sin* function with domain $[-1, +1]$ and image $[-\frac{\pi}{2}, +\frac{\pi}{2}]$. Then, $-\frac{\pi}{2} \leq \psi_i^* \leq +\frac{\pi}{2}$.

This means that if oscillator i has a natural frequency such that $-KR + \Omega \leq \omega_i \leq \Omega + KR$, then, from Eqs. (11), (12), (16), and (15), $\psi_i \rightarrow \psi_i^*$, $\theta_i \rightarrow \psi_i^* + \Omega t - \alpha$, $\dot{\psi}_i \rightarrow 0$, and $\dot{\theta}_i \rightarrow \Omega$ as $t \rightarrow +\infty$. This is the case of a synchronized oscillator, or, following Kuramoto's terminology, an *S oscillator*. Now in the opposite case, for $|\omega_i - \Omega| > KR$, i.e, oscillator i has a natural frequency such that $\omega_i < -KR + \Omega$ or $\Omega + KR < \omega_i$, Eq. (15) has no equilibrium point. The oscillator's phase varies according to Eq. (15) without slowing down towards an asymptotic value. This is a desynchronized oscillator, or simply a *D oscillator*.

Let $n(\psi, \omega)$ be the joint density for given phase ψ in the rotating frame and natural frequency ω . The phase density is then given by the marginal density

$$n(\psi) = \int_{-\infty}^{+\infty} n(\psi, \omega) d\omega, \quad (17)$$

where we consider $-\pi < \psi \leq +\pi$. Equation (17) can be rewritten as

$$n(\psi) = \int_{|\omega - \Omega| \leq KR} n(\psi, \omega) d\omega + \int_{|\omega - \Omega| > KR} n(\psi, \omega) d\omega. \quad (18)$$

The first term in Eq. (18) is the phase density of S oscillators, and the second one, the phase density of D oscillators. The two terms are functions which we denote by $n_S(\psi)$ and $n_D(\psi)$. Let $n(\psi|\omega)$ be the conditional phase density for a given natural frequency ω . If $g(\omega)$ is the natural-frequency density, substituting $n(\psi, \omega)$ by $n(\psi|\omega)g(\omega)$ in both terms of right-hand-side of Eq. (18) results in

$$n(\psi) = n_S(\psi) + n_D(\psi), \quad (19)$$

where

$$n_S(\psi) = \int_{\Omega - KR}^{\Omega + KR} n_S(\psi|\omega)g(\omega) d\omega \quad (20)$$

and

$$n_D(\psi) = \int_{-\infty}^{\Omega-KR} n_D(\psi|\omega)g(\omega) d\omega + \int_{\Omega+KR}^{+\infty} n_D(\psi|\omega)g(\omega) d\omega, \quad (21)$$

In Eqs. (20) and (21), we used the following definitions: $n_S(\psi|\omega) \equiv n(\psi|\omega)$ for $|\omega - \Omega| \leq KR$ and $n_D(\psi|\omega) \equiv n(\psi|\omega)$ for $|\omega - \Omega| > KR$. Thus, to find expressions for $n_S(\psi)$ and $n_D(\psi)$, we have to determine $n(\psi|\omega)$ for both S and D oscillators, i.e. expressions for $n_S(\psi|\omega)$ and $n_D(\psi|\omega)$

We can rewrite Eq. (16) as

$$\psi^*(\omega) = \sin^{-1} \left(\frac{\omega - \Omega}{KR} \right) \quad (22)$$

for a generic S oscillator with natural frequency ω . Since $\psi^*(\omega)$ is an attractor, the phase of this S oscillator, for a sufficiently long time, is always in an arbitrarily small neighborhood of $\psi^*(\omega)$. Thus,

$$\int_I n_S(\psi|\omega) d\psi = \begin{cases} 1, & \psi^*(\omega) \in I \\ 0, & \psi^*(\omega) \notin I \end{cases} \quad (23)$$

where I is an arbitrarily small interval contained in the interval $[-\pi, +\pi]$. Eq. (23) is the same as stating that

$$n_S(\psi|\omega) = \delta[\psi - \psi^*(\omega)], \quad (24)$$

where, we emphasize, $-KR + \Omega \leq \omega \leq \Omega + KR$.

Using Eqs. (24) and (22) to solve the integral in Eq. (20), we obtain the phase density for S oscillators, which are given by

$$n_S(\psi) = \begin{cases} g(\Omega + KR \sin \psi)KR \cos \psi, & |\psi| \leq \frac{\pi}{2} \\ 0, & |\psi| > \frac{\pi}{2} \end{cases} \quad (25)$$

According to Eq. (25), $n_S(\psi) \rightarrow 0$ as $R \rightarrow 0$, that is, the number of S oscillators goes to zero, if the order parameter is minimal for the given values of K and α . Moreover, if R is finite, then $n_S(\psi) = 0$ for $|\psi| > \frac{\pi}{2}$ and $n_S(\psi) > 0$ for $|\psi| \leq \frac{\pi}{2}$. This comes from the property that S-oscillator phases are, for a sufficiently long time, arbitrarily near their respective attractor phases, which, according to Eq. (16), are between $-\frac{\pi}{2}$ and $+\frac{\pi}{2}$.

As indicated by Eq. (21), finding a formula for $n_D(\psi)$ requires that we also find one for $n_D(\psi|\omega)$. This can be done by considering a small *control interval* where the time-variation of the number of D oscillators is balanced with the flow of the same type of oscillators into and out from the interval.

We define the control interval by $[\psi, \psi + \delta\psi]$. In this interval, there is no source or sink of oscillators, and then we have

$$\partial_t \int_{\psi}^{\psi+\delta\psi} n_D(\psi'|\omega) d\psi' = n_D(\psi|\omega)\dot{\psi}(\psi) - n_D(\psi + \delta\psi|\omega)\dot{\psi}(\psi + \delta\psi), \quad (26)$$

where $\dot{\psi}(\psi)$ and $\dot{\psi}(\psi + \delta\psi)$ are the instantaneous frequencies at phases ψ and $\psi + \delta\psi$ for D oscillators with a given natural frequency ω . The instantaneous frequency is defined by

$$\dot{\psi}(\psi) = \omega - \Omega - KR \sin \psi, \quad (27)$$

which is the same as Eq. (15) without index notation and with the condition that $|\omega - \Omega| > KR$. In Eq. (26), on the left-hand side is the time-variation of the probability of finding D oscillators with a natural frequency ω in the interval $[\psi, \psi + \delta\psi]$. The probability flow at the endpoints of the same interval, namely ψ and $\psi + \delta\psi$, is given in right-hand side of Eq. (26).

Expanding both $n_D(\psi'|\omega)$ and $n_D(\psi + \delta\psi|\omega)\dot{\psi}(\psi + \delta\psi)$ near ψ , taking the limit $\delta\psi \rightarrow 0$, and neglecting high-order terms, we obtain the continuity equation

$$\partial_t n_D(\psi|\omega) + \partial_{\psi}[n_D(\psi|\omega)\dot{\psi}] = 0. \quad (28)$$

We remind the reader that the condition $|\omega - \Omega| > KR$ holds for the value of ω given in Eq (28).

An important assumption in KS theory is to consider that $n_D(\psi|\omega)$ is a stationary density. This is consistent with the previously discussed assumption of stationarity for $n(\psi)$. Since $n(\psi) = n_S(\psi) + n_D(\psi)$ and $n_S(\psi)$ are both stationary, $n_D(\psi)$ should also be. According to Eq. (21), the simplest way to accomplish a stationary $n_D(\psi)$ is by assuming that $n_D(\psi|\omega)$ is also stationary. As a consequence, $\partial_t n_D(\psi|\omega) = 0$, and Eq. (28) leads to

$$n_D(\psi|\omega) = \frac{C(\omega)}{\dot{\psi}(\psi)}, \quad (29)$$

where $C(\omega)$ is a constant concerning ψ , yet with a possible dependence on ω . Equation (29) means that D oscillators accumulate at phases with low varying-rate and are not easily found at phases where instantaneous frequencies have high values.

We can compute $C(\omega)$ by using Eqs. (27) and (29). Normalization condition applied to $n_D(\psi|\omega)$, which is defined by Eq. (29), results in

$$\frac{1}{C(\omega)} = \int_{-\pi}^{\pi} \frac{d\psi'}{\dot{\psi}(\psi')}. \quad (30)$$

Using Eq. (27) and formula (2.551-3) from Ref. [27], we can solve the integral in Eq. (30), which can then be rewritten as

$$C(\omega) = \begin{cases} C_+(\omega), & \omega > \Omega + KR \\ C_-(\omega), & \omega < \Omega - KR \end{cases} \quad (31)$$

where

$$C_{\pm}(\omega) = \pm \frac{\sqrt{(\omega - \Omega)^2 - (KR)^2}}{2\pi}. \quad (32)$$

Inspection of Eqs. (30) and (31) gives a simple interpretation of the quantity $C(\omega)$. For $\omega > \Omega + KR$, $C(\omega) = C_+(\omega)$, $\dot{\psi}(\psi)$ is *positive* for any ψ , and the integral in Eq. (30) corresponds to the time required for a D oscillator (with natural frequency ω) to complete a counterclockwise cycle over the unit circle, departing from the initial phase $-\pi$ to the final one $+\pi$. Likewise, for $\omega < \Omega - KR$, $C(\omega) = C_-(\omega)$, $\dot{\psi}(\psi)$ is *negative* for any ψ , and the integral in Eq. (30) with limits inverted is the duration time of a clockwise cycle from $+\pi$ to $-\pi$. Therefore, the rotation period of a D oscillator over the circle is

$$T(\omega) = \frac{1}{|C(\omega)|}, \quad (33)$$

and $|C(\omega)|$ is the number of cycles per time unit.

Now we turn our attention back to the D -oscillator phase density. We can use Eqs. (21), (29) and (31) to obtain

$$n_D(\psi) = \int_{-\infty}^{\Omega - K\sigma} \frac{C_-(\omega)g(\omega)}{\dot{\psi}(\psi)} d\omega + \int_{\Omega + K\sigma}^{+\infty} \frac{C_+(\omega)g(\omega)}{\dot{\psi}(\psi)} d\omega. \quad (34)$$

After a change in the integration variable from ω to $\chi = \omega - \Omega$ and replacing $C_{\pm}(\omega)$ and $\dot{\psi}(\psi)$ with their respective expressions, we can rewrite Eq. (34) as

$$n_D(\psi) = \frac{1}{2\pi} \int_{|\chi| > KR} \frac{\chi g(\Omega + \chi)}{\chi - KR \sin \psi} \sqrt{1 - \left(\frac{KR}{\chi}\right)^2} d\chi, \quad (35)$$

which is the final form of the phase density for D oscillators. Note that, according to Eq. (35), $n_D(\psi) \rightarrow \frac{1}{2\pi}$ as $R \rightarrow 0$. Then, $n(\psi) = n_S(\psi) + n_D(\psi) \rightarrow \frac{1}{2\pi}$ as $R \rightarrow 0$.

Using the formulas for the phase densities of S and D oscillators, one can obtain an equation whose solution, for given K , α and g , consists of R and Ω . To obtain such a system and study its solutions, we first equate the right-hand sides of Eqs. (8) and (10) with $n(\psi)$ defined by Eq. (19). This gives

$$Re^{i\alpha} = \int_{-\pi}^{+\pi} e^{i\psi} [n_S(\psi) + n_D(\psi)] d\psi. \quad (36)$$

We are interested in non-trivial solutions, *i.e.*, solutions with non-zero R , meaning that synchronization occurs for the given parameters, namely K , α , and g . This requires that K is also finite, otherwise, all oscillators would be out of synchrony. By dividing both sides of Eq. (36) by the product KR and replacing $n_S(\psi)$ and $n_D(\psi)$ with their expressions in Eqs. (25) and (35), Eq. (36) can be recast as

$$\frac{e^{i\alpha}}{K} = \int_{-\frac{\pi}{2}}^{+\frac{\pi}{2}} e^{i\psi} g(\Omega + KR \sin \psi) \cos \psi d\psi + iJ \quad (37)$$

where

$$J = \frac{1}{2\pi i KR} \int_{-\pi}^{+\pi} e^{i\psi} L(\psi) d\psi, \quad (38)$$

which has $L(\psi)$ given by

$$L(\psi) = \int_{KR}^{+\infty} \left[\frac{g(\Omega + \chi)}{\chi - KR \sin \psi} + \frac{g(\Omega - \chi)}{\chi + KR \sin \psi} \right] \chi \sqrt{1 - \left(\frac{KR}{\chi}\right)^2} d\chi. \quad (39)$$

We aim for a simpler form of Eq. (38). By changing the integration variable in Eq. (39) from χ to γ , defined by $\chi = KR \csc \gamma$ and $0 < \gamma < \frac{\pi}{2}$, we obtain

$$L(\psi) = KR \int_0^{+\frac{\pi}{2}} \left[\frac{h_+(\gamma)}{1 - \sin \gamma \sin \psi} + \frac{h_-(\gamma)}{1 + \sin \gamma \sin \psi} \right] \cot^2 \gamma d\gamma, \quad (40)$$

where

$$h_{\pm}(\gamma) = g(\Omega \pm KR \csc \gamma) \quad (41)$$

After substituting $L(\psi)$ in Eq. (38) by its expression in Eq. (40) and simple algebraic manipulation, we obtain

$$J = \frac{1}{2\pi i} \int_0^{+\frac{\pi}{2}} \{ [h_+(\gamma) + h_-(\gamma)] I_1(\gamma) + \sin \gamma [h_+(\gamma) - h_-(\gamma)] I_2(\gamma) \} \cot^2 \gamma d\gamma d\psi, \quad (42)$$

where

$$I_1(\gamma) = \int_{-\pi}^{+\pi} e^{i\psi} f_{\gamma}^{(1)}(\psi) d\psi, \quad (43)$$

$$f_{\gamma}^{(1)}(\psi) = \frac{1}{1 - (\sin \gamma \sin \psi)^2}, \quad (44)$$

$$I_2(\gamma) = \int_{-\pi}^{+\pi} e^{i\psi} f_\gamma^{(2)}(\psi) d\psi, \quad (45)$$

and

$$f_\gamma^{(2)}(\psi) = \frac{\sin \psi}{1 - (\sin \gamma \sin \psi)^2}. \quad (46)$$

Symmetry properties can be used to solve $I_1(\gamma)$ and $I_2(\gamma)$. Eq. (43) is the same as $I_1(\gamma) = \int_0^{+\pi} \left[e^{i\psi} f_\gamma^{(1)}(\psi) + e^{i(\psi-\pi)} f_\gamma^{(1)}(\psi - \pi) \right] d\psi$. Since $f_\gamma^{(1)}(\psi) = f_\gamma^{(1)}(\psi - \pi)$ and $e^{i\psi} = -e^{i(\psi-\pi)}$, we conclude that $I_1(\gamma) = 0$. The integral in Eq. (45) can be written as $I_2(\gamma) = \int_{-\frac{\pi}{2}}^{+\frac{\pi}{2}} \left[e^{i\psi} f_\gamma^{(2)}(\psi) + e^{i(\pi-\psi)} f_\gamma^{(2)}(\pi - \psi) \right] d\psi$. Considering that $f_\gamma^{(2)}(\psi) = f_\gamma^{(2)}(\pi - \psi)$ and $e^{i\psi} + e^{i(\pi-\psi)} = 2i \sin \psi$, we have

$$I_2(\gamma) = 2i \int_{-\frac{\pi}{2}}^{+\frac{\pi}{2}} \frac{\sin^2 \psi}{1 - (\sin \gamma \sin \psi)^2} d\psi, \quad (47)$$

which has the alternative form

$$I_2(\gamma) = \frac{2i}{\sin^2 \gamma} [Q(\gamma) - \pi], \quad (48)$$

where

$$Q(\gamma) = \int_{-\frac{\pi}{2}}^{+\frac{\pi}{2}} \frac{1}{1 - \sin^2 \gamma \sin^2 \psi} d\psi. \quad (49)$$

Solving integral (49) results in ²

$$Q(\gamma) = \frac{\pi}{|\cos \gamma|}. \quad (50)$$

From Eqs. (48) and (48),

$$I_2(\gamma) = \frac{2\pi i}{\sin^2 \gamma} \left(\frac{1 - |\cos \gamma|}{|\cos \gamma|} \right), \quad (51)$$

Back to Eq. (42), we can eliminate the term with $I_1(\gamma)$ (which is zero, as mentioned above) and use Eqs. (41) and (51) to, finally, obtain

²According to Eq. (2.562-1) in Ref. [27], $\int \frac{1}{a+b \sin^2 x} dx = \frac{\text{sign}(a)}{\sqrt{a(a+b)}} \arctan \left(\sqrt{\frac{a+b}{a}} \tan x \right)$ for $\frac{b}{a} > -1$. If $a = 1$ and $b = -\sin^2 \gamma$, then, from Eq. (49), we have $Q(\gamma) = \lim_{\epsilon \rightarrow 0^+} \left(\frac{1}{\sqrt{1-\sin^2 \gamma}} \arctan \left(\sqrt{1-\sin^2 \gamma} \tan \psi \right) \right) \Big|_{-\frac{\pi}{2}+\epsilon}^{+\frac{\pi}{2}-\epsilon} = \frac{\pi}{|\cos \gamma|}$.

$$J = \int_0^{+\frac{\pi}{2}} \left\{ g \left(\Omega + \frac{KR}{\sin \psi} \right) - g \left(\Omega - \frac{KR}{\sin \psi} \right) \right\} \frac{\cos \psi (1 - \cos \psi)}{\sin^3 \psi} d\psi. \quad (52)$$

Equation (37), combined with the definition of J given by Eq. (52), provide R and Ω for values of K and α , which make a system of KS oscillators exhibit synchronization. Equating real and imaginary parts on both sides of Eq. (37) results in

$$\int_{-\frac{\pi}{2}}^{+\frac{\pi}{2}} g(\Omega + KR \sin \psi) \cos^2 \psi d\psi = \frac{1}{K} \cos \alpha \quad (53)$$

$$\int_{-\frac{\pi}{2}}^{+\frac{\pi}{2}} g(\Omega + KR \sin \psi) \cos \psi \sin \psi d\psi + J = \frac{1}{K} \sin \alpha \quad (54)$$

In Figs. 1(a-d), we show numerical approximations of solutions for the system of Eqs. (53-54) given different values of K and α . All numerical solutions are computed for the same density of natural frequencies, namely

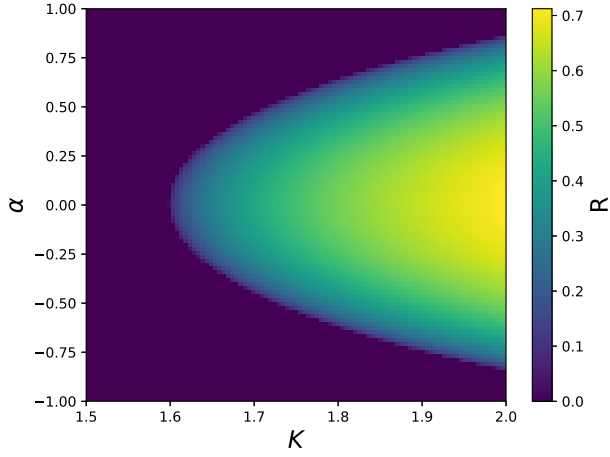
$$g(\omega) = \frac{1}{\sqrt{2\pi}} \exp \left(-\frac{\omega^2}{2} \right), \quad (55)$$

which is the standard normal density. Solutions are obtained by using the software library MINPACK[28]. If convergence is not achieved, the system of Eqs. (53-54) is assumed to have no solution, we set $R = 0$, and no specific value is attributed to Ω . That is, the KS oscillators, for a given pair K and α , are desynchronized.

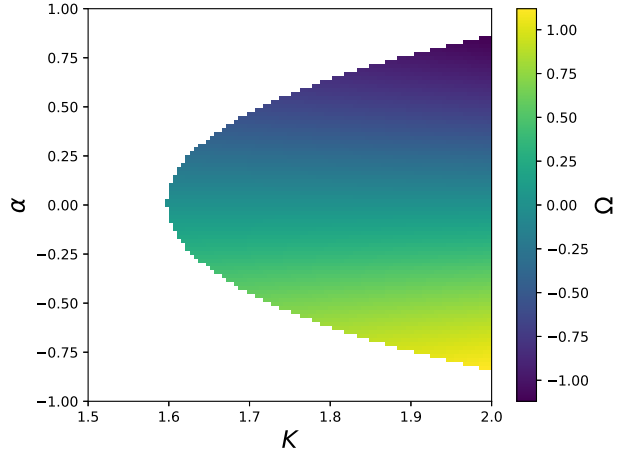
Figure1(a) shows a 100×100 resolution grid of points (K, α) . Each point has a color defined according to the value of R , e.g., dark blue for $R = 0$. We can identify a well-defined boundary separating two regions, one with $R = 0$ and the other where R is finite. Figure1(a) can be seen as a *phase diagram* pointing out the transition from a fully desynchronized state to a hybrid state consisting of both D and S oscillators.

Figure1(b) shows a similar grid to that of Fig.1(a). The grid has the same set of points (K, α) , but the color of each point is defined by the corresponding value of Ω . If Ω is not defined for a specific point, and we associate this point with the white color.

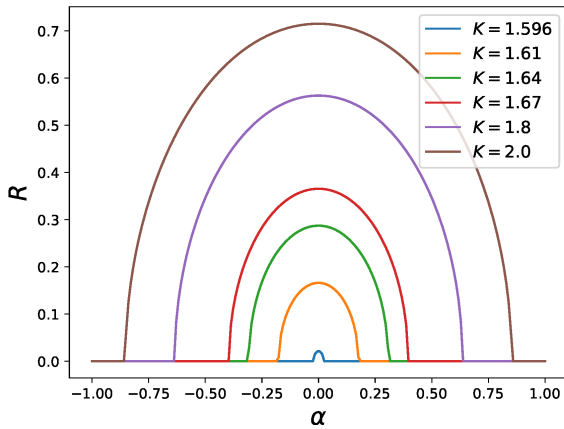
In Figs. 1(c) and (d), we show slices of the three-dimensional graphs of Figs. 1(a) and (b). For each two-dimensional profile, K is kept fixed, and α varies between -1 and $+1$. The graphs of Figure 1(c) suggest that, for constant K , R is an even function of α with a maximum at $\alpha = 0$. In Figure 1(d), the graphs indicate the opposite: Ω seems to vary monotonically as an odd function of α . Moreover, at least for the set of K values considered, Ω is more sensitive to changes in α than K .



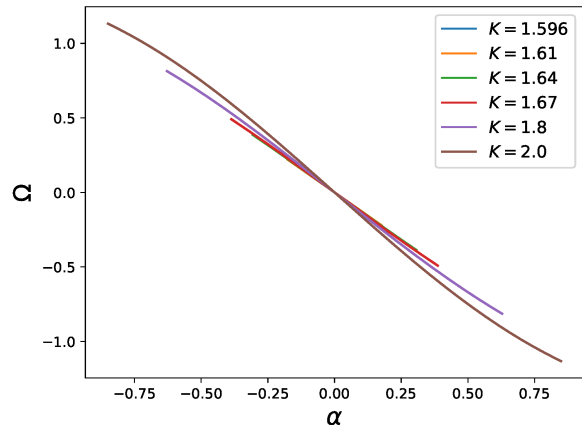
(a)



(b)



(c)



(d)

Figure 1: (a) Phase diagram for the order parameter (R). (b) Phase diagram for the synchronization frequency (Ω). (c) Profiles of R for constant K and varying α . (d) Profiles of Ω for constant K and varying α .

3 Density of instantaneous frequencies

In the previous section, we showed to obtain analytical results known from KS theory and relevant to this work. We are now able to proceed towards our core result: the density of instantaneous frequencies in the KS model, which here we represent by the probability density function G . The quantity $G(\nu) d\nu$ is the probability that a KS oscillator i has its fixed-frame instantaneous frequency, θ_i , in the interval $[\nu, \nu + d\nu]$.

In the process of obtaining G , we are concerned about the case $R > 0$. For the trivial one, $R = 0$, we have $G(\nu) = g(\nu)$, as can be seen from Eqs. (11) and (15). If $R = 0$, then $\dot{\theta}_i = \omega_i$, which explains why the densities of instantaneous and natural frequencies have to be the same.

Before we show how to obtain the density G , we introduce some basic facts and definitions to simplify the notation. First, the product KR is defined by

$$a \equiv KR. \quad (56)$$

And

$$\tilde{x} \equiv \frac{x - \Omega}{a} \quad (57)$$

for a generic variable x . We can then rewrite Eqs. (22), (27), and (31) as

$$\psi^*(\omega) = \sin^{-1}(\tilde{\omega}), \quad (58)$$

$$\dot{\psi}(\psi) = a(\tilde{\omega} - \sin \psi), \quad (59)$$

and

$$C(\omega) = \frac{a}{2\pi} \operatorname{sgn} \tilde{\omega} \sqrt{\tilde{\omega}^2 - 1}. \quad (60)$$

In Eq. (60), $\operatorname{sgn} \tilde{\omega}$ is the sign of $\tilde{\omega}$ and $|\tilde{\omega}| > 1$.

Another set of useful definitions is

$$\dot{\psi} \equiv \nu - \Omega, \quad (61)$$

$$\Delta\nu \equiv \tilde{\nu} - \tilde{\omega}, \quad (62)$$

and the function

$$f_\nu(\psi) \equiv \Delta\nu + \sin(\psi). \quad (63)$$

The symbol $\dot{\psi}$ is here used to denote the rotating-frame the instantaneous frequency of an oscillator with instantaneous frequency ν in the fixed frame. Definitions (61) and (62) imply

$$\tilde{\nu} = \frac{\dot{\psi}}{a} \quad (64)$$

and

$$\Delta\nu = \frac{\dot{\psi}}{a} - \tilde{\omega}. \quad (65)$$

From the expressions of $n_S(\psi|\omega)$ and $n_D(\psi|\omega)$ given by Eqns. (24) and (29), the phase probability density for an oscillator with known natural frequency ω can be written as

$$n(\psi|\omega) = \begin{cases} \delta[\psi - \psi^*(\omega)], & |\tilde{\omega}| \leq 1 \\ \frac{C(\omega)}{\dot{\psi}(\psi)}, & |\tilde{\omega}| > 1 \end{cases} \quad (66)$$

where $\psi^*(\omega)$ and $C(\omega)$ is defined by Eqns. (58) and (60).

We now have all the necessary mathematical elements to determine G . As a first step, we define $p(\dot{\psi}|\omega)$ as the probability density that an oscillator has a rotating-frame instantaneous frequency $\dot{\psi}$ given that the oscillator's natural frequency is ω . From the random variable transformation theorem [29], we have

$$p(\dot{\psi}|\omega) = \int_{-\pi}^{+\pi} \delta[\dot{\psi} - \dot{\psi}(\psi)] n(\psi|\omega) d\psi \quad (67)$$

In Eq. (67), $\dot{\psi}$ is the argument of function $p(\dot{\psi}|\omega)$, $\dot{\psi}(\psi)$ is the function of ψ defined by Eq. (59), and $n(\psi|\omega)$ is the conditional density (66).

Using (66) in Eq. (67) gives

$$p(\dot{\psi}|\omega) = \begin{cases} p_S(\dot{\psi}|\omega), & |\tilde{\omega}| \leq 1 \\ p_D(\dot{\psi}|\omega), & |\tilde{\omega}| > 1 \end{cases} \quad (68)$$

where

$$p_S(\dot{\psi}|\omega) = \frac{1}{a} \int_{-\pi}^{+\pi} \delta[\psi - \psi^*(\omega)] \delta[f_\nu(\psi)] d\psi \quad (69)$$

and

$$p_D(\dot{\psi}|\omega) = \frac{1}{2\pi a} \operatorname{sgn} \tilde{\omega} \sqrt{\tilde{\omega}^2 - 1} \int_{-\pi}^{+\pi} \frac{\delta[f_\nu(\psi)]}{\tilde{\omega} - \sin \psi} d\psi. \quad (70)$$

By solving the integral in Eq. (69), we get $p_S(\dot{\psi}|\omega) = \delta\{af_\nu[\psi^*(\omega)]\}$. So, from (58), (61), (62), and (63),

$$p_S(\dot{\psi}|\omega) = \delta(\dot{\psi}), \quad (71)$$

which expresses the certainty that S oscillators have rotating-frame instantaneous frequencies equal to zero, i.e., their fixed-frame instantaneous frequencies are equal to Ω .

To solve the integral in Eq. (70), we write $\delta[f_\nu(\psi)]$ as

$$\delta[f_\nu(\psi)] = \sum_{\beta \in O[f_\nu]} \frac{\delta(\psi - \beta)}{|f'_\nu(\beta)|}, \quad (72)$$

where f'_ν is the derivative of f_ν , and β runs through the set $O[f_\nu]$, which we define as the set of the *simple zeros* of f_ν . If $O[f_\nu]$ is an empty set, which is the case for $|\Delta\nu| \geq 1$, $\delta[f_\nu(\psi)] = 0$. For $|\Delta\nu| < 1$, f_ν has two simple zeros, namely $\beta_1 = \sin^{-1}(-\Delta\nu)$ and $\beta_2 = \pi - \beta_1$. Since $|f'_\nu(\beta_{1,2})| = |\cos[\sin^{-1}(\Delta\nu)]| = \sqrt{1 - (\Delta\nu)^2}$, Eq. (72) can be recast as

$$\delta[f_\nu(\psi)] = \begin{cases} \frac{1}{\sqrt{1 - (\Delta\nu)^2}} [\delta(\psi - \beta_1) + \delta(\psi - \beta_2)], & |\Delta\nu| < 1 \\ 0, & |\Delta\nu| \geq 1. \end{cases} \quad (73)$$

We can solve the integral in (70) using (73) to obtain

$$p_D(\dot{\psi}|\omega) = \begin{cases} \frac{\text{sgn } \tilde{\omega}}{\pi a \tilde{\nu}} \sqrt{\frac{\tilde{\omega}^2 - 1}{1 - (\Delta\nu)^2}}, & |\Delta\nu| < 1 \\ 0, & |\Delta\nu| \geq 1, \end{cases} \quad (74)$$

whose explicit dependence on $\dot{\psi}$ comes from the use of definitions (57), (61), and (62).

With Eqs. (71) and (74), we complete the definition (68) for the conditional density $p(\dot{\psi}|\omega)$. In a similar way to what we did to obtain the phase density (See Eqs. (19), (20) and (21)), we can define densities of rotating-frame instantaneous frequencies as

$$p(\dot{\psi}) = p_S(\dot{\psi}) + p_D(\dot{\psi}), \quad (75)$$

where

$$p_S(\dot{\psi}) = \int_{|\tilde{\omega}| \leq 1} p_S(\dot{\psi}|\omega) g(\omega) d\omega \quad (76)$$

and

$$p_D(\dot{\psi}) = \int_{|\tilde{\omega}| > 1} p_D(\dot{\psi}|\omega) g(\omega) d\omega. \quad (77)$$

In Eqs. (76) and (76), $p_S(\dot{\psi})$ and $p_D(\dot{\psi})$ are the densities of instantaneous frequencies in the rotating frame for S and D oscillators, respectively.

Knowing that the integration domain in (76) is the interval $[\Omega - a, \Omega + a]$, substituting (71) in (76) results in

$$p_S(\dot{\psi}) = S(K, \alpha) \delta(\dot{\psi}), \quad (78)$$

where

$$S(K, \alpha) = \int_{\Omega - a}^{\Omega + a} g(\omega) d\omega. \quad (79)$$

	$\tilde{\nu} \leq -2$	$-2 < \tilde{\nu} < 0$	$0 < \tilde{\nu} < +2$	$+2 \leq \tilde{\nu}$
$\tilde{\omega}_\nu^+$	$\tilde{\nu} + 1$	-1	$\tilde{\nu} + 1$	$\tilde{\nu} + 1$
$\tilde{\omega}_\nu^-$	$\tilde{\nu} - 1$	$\tilde{\nu} - 1$	$+1$	$\tilde{\nu} - 1$

Table 1: Endpoints of the open interval $D(\nu) = (\tilde{\omega}_\nu^-, \tilde{\omega}_\nu^+)$, defined by (80). For $\tilde{\nu} = 0$, $D(\nu)$ is the empty set.

$S(K, \alpha)$ has an important meaning: it is the probability that an oscillator is synchronized. So, $S(K, \alpha)$ quantifies the fraction of S oscillators. Note that $S(K, \alpha)$ has implicit dependencies on K and α through Ω and $a = KR$. Both Ω and R are determined by solving the system of Eqs. (53-53).

In order to obtain an expression for $p_D(\dot{\psi})$ from Eq. (77), it is useful to define $D(\nu)$ as the set of real numbers $\tilde{\omega}$ such that $|\tilde{\omega}| > 1$ and $|\Delta\nu| < 1$. That is,

$$D(\nu) \equiv \{\tilde{\omega} \in \mathbb{R} - [-1, +1] \mid \tilde{\nu} - 1 < \tilde{\omega} < \tilde{\nu} + 1\}. \quad (80)$$

Note that, for $\tilde{\nu} = 0$, $D(\nu)$ is the empty set. For finite $\tilde{\nu}$, $D(\nu)$ is an open interval $(\tilde{\omega}_\nu^-, \tilde{\omega}_\nu^+)$, whose endpoints $\tilde{\omega}_\nu^-$ and $\tilde{\omega}_\nu^+$ change according to the value of ν . The endpoints of $D(\nu)$ are given in Table 1 for different intervals of $\tilde{\nu}$.

A more compact way of defining $\tilde{\omega}_\nu^-$ and $\tilde{\omega}_\nu^+$ is

$$\tilde{\omega}_\nu^\pm = (\tilde{\nu} \pm 2) \Theta[\tilde{\nu}(\tilde{\nu} \pm 2)] \mp 1, \quad (81)$$

where Θ denotes the Heaviside step function with the standard definition $\Theta(0) = \frac{1}{2}$.

Let $\bar{D}(\nu)$ be the complement set of $D(\nu)$, which is the set of real numbers $\tilde{\omega}$ such that $|\tilde{\omega}| > 1$ and $|\Delta\nu| \geq 1$. Then, from (74) and (77),

$$p_D(\dot{\psi}) = \int_{D(\nu)} p_D(\dot{\psi}|\omega)g(\omega) d\omega + \int_{\bar{D}(\nu)} p_D(\dot{\psi}|\omega)g(\omega) d\omega. \quad (82)$$

Since $p_D(\dot{\psi}|\omega) = 0$ for $|\Delta\nu| \geq 1$ (See Eq. (74)), the second integral in (82) is zero. The first integral is also zero if $D(\nu)$ is empty, that is, if $\tilde{\nu} = 0$. Otherwise, the first integral can be determined using the endpoints of $D(\nu)$ as integration limits of $D(\nu)$ and the expression of $p_D(\dot{\psi}|\omega)$ defined in (74) for $|\Delta\nu| < 1$. Thus,

$$p_D(\dot{\psi}) = \frac{a}{\pi\dot{\psi}} \int_{\tilde{\omega}_{\dot{\psi}+\Omega}^-}^{\tilde{\omega}_{\dot{\psi}+\Omega}^+} \text{sgn } \tilde{\omega} \sqrt{\frac{\tilde{\omega}^2 - 1}{1 - \left(\frac{\dot{\psi}}{a} - \tilde{\omega}\right)^2}} g(a\tilde{\omega} + \Omega) d\tilde{\omega} \quad (83)$$

for non-zero values of $\dot{\psi}$ and $p_D(\dot{\psi}) = 0$ for $\dot{\psi} = 0$. From (81), the limits of integration are

$$\tilde{\omega}_{\dot{\psi}+\Omega}^{\pm} = \left(\frac{\dot{\psi}}{a} \pm 2 \right) \Theta \left[\frac{\dot{\psi}}{a} \left(\frac{\dot{\psi}}{a} \pm 2 \right) \right] \mp 1. \quad (84)$$

In order to show the explicit dependence of $p_D(\dot{\psi})$ on $\dot{\psi}$, we used (61), (64), and (65). We also changed the previous integration variable, ω , to $\tilde{\omega}$.

Equations (75), (78) and (83) give a full description of the density of instantaneous frequencies in the rotating frame. This density, as mentioned above, is given by the probability density function $p(\dot{\psi})$. Our primary goal is to obtain the density of instantaneous frequencies in the fixed frame, which we defined at the beginning of this section as a probability density function $G(\nu)$. Instantaneous frequencies in the rotating and fixed frames are related through (61).

Therefore, $G(\nu) = p(\nu - \Omega)$, which is the same as

$$G(\nu) = p_S(\nu - \Omega) + p_D(\nu - \Omega) \quad (85)$$

Let $G_S(\nu) = p_S(\nu - \Omega)$ and $G_D(\nu) = p_D(\nu - \Omega)$. Using formulas (78), (83) and (85), we have

$$G(\nu) = G_S(\nu) + G_D(\nu), \quad (86)$$

where

$$G_S(\nu) = S(K, \alpha) \delta(\nu - \Omega) \quad (87)$$

$$G_D(\nu) = \frac{1}{\pi |\tilde{\nu}|} \int_{\tilde{\omega}_\nu^-}^{\tilde{\omega}_\nu^+} \sqrt{\frac{\tilde{\omega}^2 - 1}{1 - (\tilde{\nu} - \tilde{\omega})^2}} g(a\tilde{\omega} + \Omega) d\tilde{\omega} \quad (88)$$

for $|\nu - \Omega| > 0$ and $G_D(\Omega) = 0$. In order to obtain (88), note that we replaced $\frac{\text{sgn} \tilde{\omega}}{\tilde{\nu}}$ replaced with $\frac{1}{|\tilde{\nu}|}$. This is possible due to the signs of the integral limits, which can be determined by inspecting Table 1. If $\tilde{\nu}$ is positive, both $\tilde{\omega}_\nu^-$ and $\tilde{\omega}_\nu^+$ are positive. If $\tilde{\nu}$ is negative, both $\tilde{\omega}_\nu^-$ and $\tilde{\omega}_\nu^+$ are negative. So, the integration variable, $\tilde{\omega}$, which is in the interval $\tilde{\omega}_\nu^- < \tilde{\omega} < \tilde{\omega}_\nu^+$, has the same sign as $\tilde{\nu}$. This implies $\tilde{\nu} = \text{sgn} \tilde{\omega} |\tilde{\nu}|$.

An alternative way of writing (88) can be obtained by changing the integration variable to $\psi = \sin^{-1}(\tilde{\omega} - \tilde{\nu})$, which results in $\tilde{\omega}^2 - 1 = (\sin \psi + \tilde{\nu})^2 - 1$, $\sqrt{1 - (\tilde{\nu} - \tilde{\omega})^2} = \cos \psi$, and $g(a\tilde{\omega} + \Omega) = g(a \sin \psi + \nu)$. In addition, if ψ_ν^- and ψ_ν^+ denote the integral limits, then, from $\psi_\nu^\pm = \sin^{-1}(\tilde{\omega}_\nu^\pm - \tilde{\nu})$ and $\Theta(x) + \Theta(-x) = 1$,

$$\psi_\nu^\pm = \sin^{-1} \{ -(\tilde{\nu} \pm 2) \Theta [-\tilde{\nu}(\tilde{\nu} \pm 2)] \pm 1 \}. \quad (89)$$

The formulas above allow us to rewrite (88) as

$$G_D(\nu) = \frac{1}{\pi |\tilde{\nu}|} \int_{\psi_\nu^-}^{\psi_\nu^+} \sqrt{(\sin \psi + \tilde{\nu})^2 - 1} g(a \sin \psi + \nu) d\psi. \quad (90)$$

Equations (86), (87), and (90) are identical to the ones used to describe the same density in the Kuramoto model [26]. However, although the formulas in both models depend on R and Ω in the same manner, R and Ω depend implicitly on α in the KS model, while, in the Kuramoto model, there is no parameter α defined.

We conclude this section in a summary fashion presenting again our main result with the original notation restored and together with all auxiliary equations. From (86), (87) and (88),

$$G(\nu) = S(K, \alpha)\delta(\nu - \Omega) + G_D(\nu), \quad (91)$$

where

$$S(K, \alpha) = \int_{\Omega-KR}^{\Omega+KR} g(\omega)d\omega, \quad (92)$$

and

$$G_D(\nu) = \frac{KR}{\pi [|\nu - \Omega| + \Theta(-|\nu - \Omega|)]} \int_{\tilde{\omega}_\nu^-}^{\tilde{\omega}_\nu^+} \sqrt{\frac{\tilde{\omega}^2 - 1}{1 - \left(\frac{\nu - \Omega}{KR} - \tilde{\omega}\right)^2}} g(\Omega + KR\tilde{\omega}) d\tilde{\omega}, \quad (93)$$

which have the integral limits

$$\tilde{\omega}_\nu^\pm = \left(\frac{\nu - \Omega}{KR} \pm 2\right) \Theta \left[\frac{\nu - \Omega}{KR} \left(\frac{\nu - \Omega}{KR} \pm 2\right) \right] \mp 1. \quad (94)$$

We introduced the function $\Theta(-|\nu - \Omega|)$ in (93) so that we have $G_D(\Omega) = 0$, as stated earlier. R and Ω , which are present in (91), (92), (93), and (94), form the solution of Eq. (37), namely

$$\frac{e^{i\alpha}}{K} = \int_{-\frac{\pi}{2}}^{+\frac{\pi}{2}} e^{i\psi} g(\Omega + KR \sin \psi) \cos \psi d\psi + iJ, \quad (95)$$

where

$$J = \int_0^{+\frac{\pi}{2}} \left\{ g\left(\Omega + \frac{KR}{\sin \psi}\right) - g\left(\Omega - \frac{KR}{\sin \psi}\right) \right\} \frac{\cos \psi (1 - \cos \psi)}{\sin^3 \psi} d\psi. \quad (96)$$

Interestingly, among Eqs. (91), (92), (93), (94) and (95), the only one with α is (95). So, G is not explicitly dependent on α : the dependence is implicit through R and Ω .

4 Application: standard normal density of natural frequencies

In this section, we illustrate our analytical result, assuming that natural frequencies are distributed according to the standard normal density (See Eq. (55)).

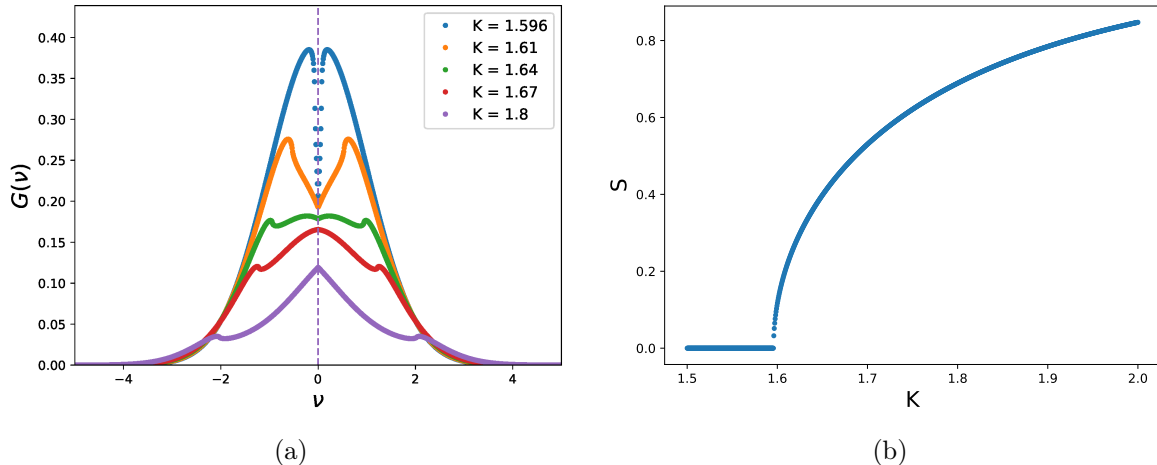


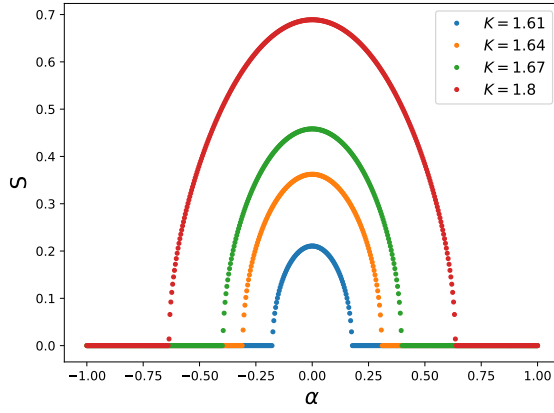
Figure 2: (a) Graphs of G_D for $\alpha = 0$. The dashed vertical line represents the delta term in (91). (b) Fraction of synchronized oscillators, $S(K, \alpha)$, for $\alpha = 0$.

Since a usual plot of G cannot be drawn due to the delta term in (91), we show it in Figs. 2 and 3 graphs of $S(K, \alpha)$ and G_D , which, together with (91), fully characterize G . The graphs were obtained using (92) and (90) and drawn with 250 points. We consider different sets of values for both K and α .

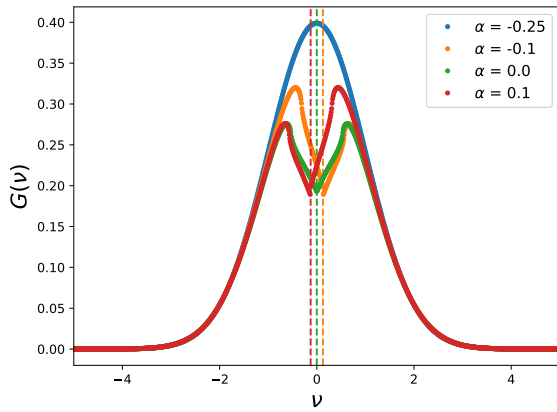
Figure 2(a) shows graphs of G_D for $\alpha = 0$. This is the case for which the KS model reduces to the Kuramoto model. Each graph is plotted with a fixed K , and the point color indicates the value of K associated with that graph. The dashed vertical line indicates the position of the delta term. This position is given by the value of the synchronization frequency, namely $\Omega = 0$, since Ω is the mean of g if g has a symmetric profile. The graphs of G_D point out that, if we plot a curve connecting the neighboring points of the same graph G_D , the area below the curve, which corresponds to the fraction of D oscillators, diminishes as K increases.

In Fig. 2(b), we show how the fraction of S oscillators vary with K . Again, $\alpha = 0$. For values of K less than a critical value $K_c \simeq 1.6$, oscillators are of D type and $S(K, 0) = 0$. This is consistent with Fig. 1(a) showing $R = 0$ for $K < K_c$ and $\alpha = 0$: if $R = 0$, the integration range of (92) collapses leading to $S(K, 0) = 0$. Note that, in Fig. 2(a), for $K = 1.596$, the graph of G_D resembles the profile standard normal density except near $\nu = 0$. As K increases beyond K_c , we see in Fig. 2(b) also an increase in the fraction of S oscillators.

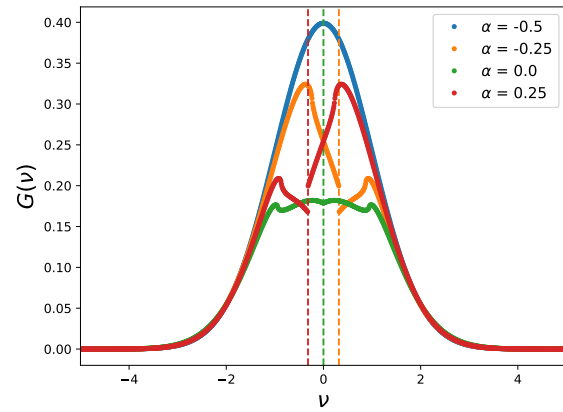
The plots in Figs. 3(a) shows the effects of the parameter α on $S(K, \alpha)$. We plotted each graph with K fixed and α varying in the interval $[-1.0, +1.0]$. Graphs with higher values for K have non-zero values of $S(K, \alpha)$ over wider ranges of α . Also, the maximum points are at higher levels. The graphs are quite similar to those observed in Fig. 1(a). If $R = 0$, then $S(K, \alpha) = 0$, as expected from (92). Otherwise, if R takes finite values, the variation of $S(K, \alpha)$ follows closely that of R , suggesting a monotonic dependence of $S(K, \alpha)$ on R .



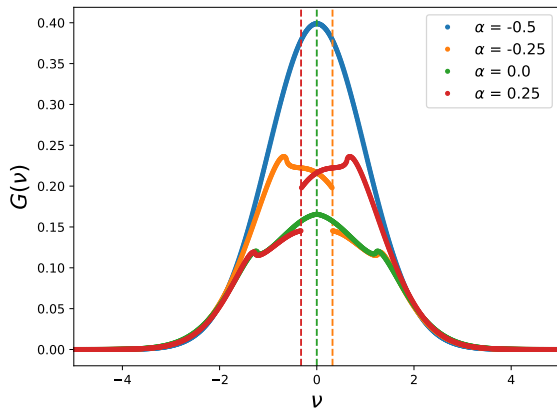
(a)



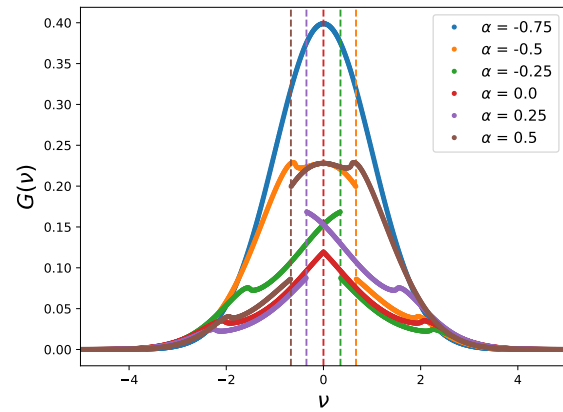
(b) $K = 1.61$



(c) $K = 1.64$



(d) $K = 1.67$



(e) $K = 1.80$

Figure 3: (a) Fraction of synchronized oscillators, $S(K, \alpha)$. (b-e) Graphs of G_D . As in Fig. 2(a), the dashed vertical lines represent the delta peak of G . In blue: graph of g .

We show several graphs of G_D in Figs. 3(b-e) with non-zero values of α . Given K and α , we plot a G_D graph and the corresponding dashed line with the same color. If $R = 0$ for a given pair (K, α) , we plot g (using blue dots) to illustrate the profile of the instantaneous-frequency density of a KS system in the desynchronized state. The set of K values is the same as the one used in 3(a).

Figures 3(b-e) show that, for values of α other than zero, G_D has non-symmetric profiles. As proven in Ref. [26], this symmetry breaking in the profile of G_D cannot occur in the Kuramoto model if g has a profile with a symmetry axis. Another property of the graphs in Figs. 3(b-e) is that the dashed-line position moves from zero if α is different from zero. This position is given by Ω , which, according to the numerical results of Fig. 1(d), has the opposite sign to the α sign.

A remarkable feature in Figs. 3(b-e) is the discontinuity of G_D at $\nu = \Omega$. For finite α , the left and right non-symmetric branches of the graphs are disconnected. For $\alpha = 0$, although the symmetric branches seem connected at $\nu = \Omega = 0$, we know from (93) that $G_D(0) = 0$, and the graphs indicate that $G_D(0^+) = G_D(0^-) > 0$. So, there seems to be a discontinuity even in the symmetric profiles.

5 Numerical analysis

Next, we compare Figs. 4 and 5 graphs of G_D (in orange) to normalized histograms (in blue) of instantaneous frequencies obtained in numerical simulations of the KS model. Again, we assume a standard normal density of natural frequencies. By numerical simulation, we mean integrating numerically the system of N differential equations of the KS model from the initial time instant 0 to the final one T . All simulations were performed with the numerical library ODEPACK [30]. The ODEPACK's solver used is *LSODA*, a hybrid implementation of Adams and BDF methods [31].

Before initiating a simulation, two random samples are generated: a sample $\{\omega_i\}_{i=1}^N$ of random natural frequencies ω_i and another one of random initial phases, $\{\theta_i(0)\}_{i=1}^N$. A standard-normal random number generator is used to create the sample of natural frequencies. The random initial phases are generated according to a uniform distribution in the interval $-\pi < \theta_i(0) < \pi$.

After a simulation is concluded, a normalized histogram (a histogram with the unit area) is built from the set of instantaneous frequencies $\{\dot{\theta}_i(T)\}_{i=1}^N$, which are computed from Eqs. (1) and the numerically-obtained set of phases $\{\theta_i(T)\}_{i=1}^N$. For the histograms of Figs. 4 and 5, the simulation parameters are $N = 5 \times 10^5$ and $T = 5 \times 10^2$.

In Figs. 4(a-d), $K = 1.80$, and α takes values in the set $\{-0.5, -0.25, +0.25, +0.5\}$. For these values, also considered in Figs. 3(a) and 3(b), the KS system has S oscillators. This is confirmed by the finite values of R in the graph of Fig. 1(c), for which $K = 1.80$. The presence

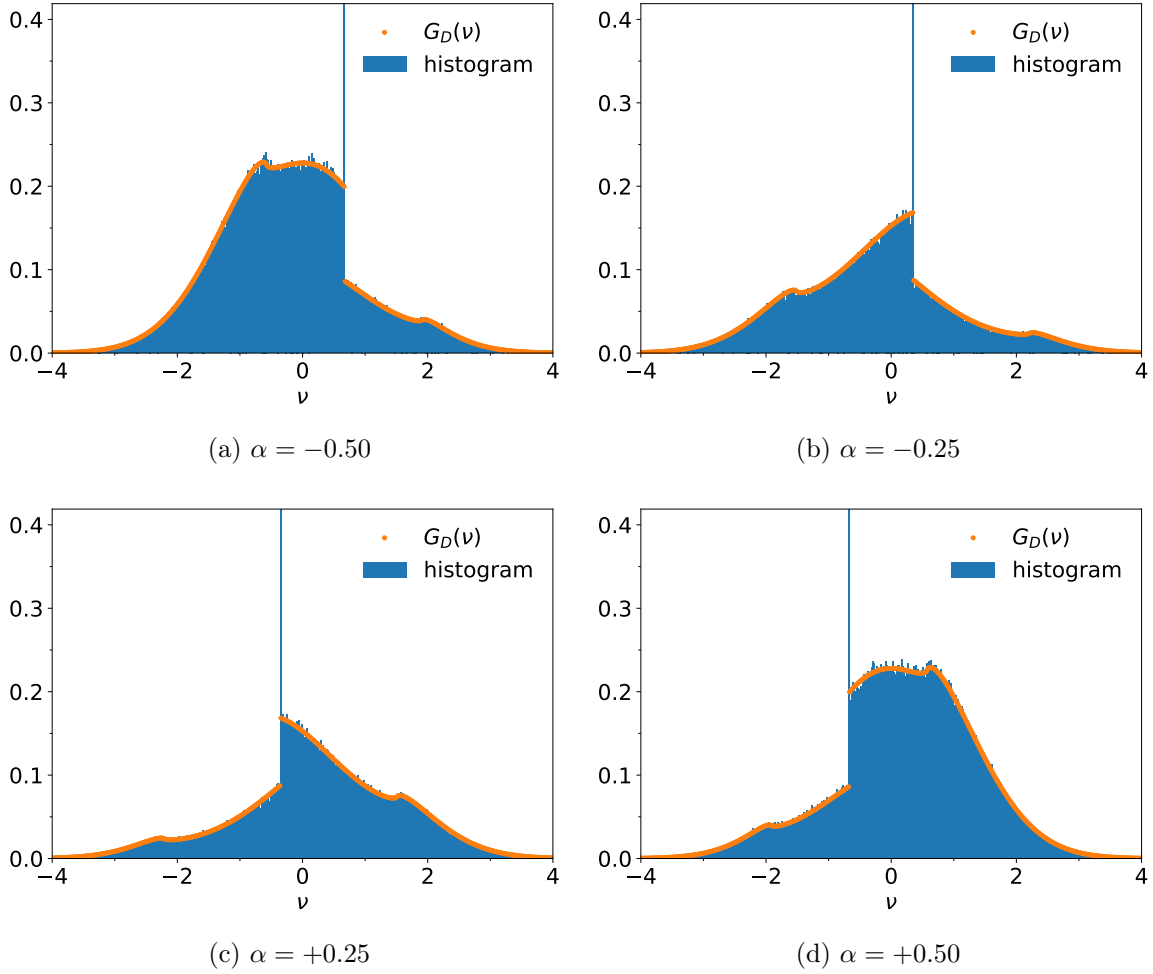


Figure 4: In blue: normalized histograms of instantaneous frequencies obtained in numerical simulations of the Kuramoto-Sakaguchi model. In orange: graphs of G_D . In all simulations and for all graphs, $K = 1.80$. Model size: $N = 5 \times 10^5$. Simulation time: $T = 5 \times 10^2$.

of both S and D oscillators, which means that the KS system is in a partially synchronized state, is vividly depicted in the histograms of Figs. 4(a-d).

These histograms exhibit *synchronization peaks*, which are the thin vertical bars at $\nu = \Omega$. We avoided showing them entirely because their height are much higher than the other bars. The synchronization peaks are associated with the delta term G (See Eq. (91)) and emerge due to the accumulation of S-oscillator instantaneous frequencies at $\nu = \Omega$. We draw the reader's attention to the fact that the area of the bar representing the synchronization peak is not exactly equal to the fraction of S oscillators. However, one can be a good approximation of the other, depending on how small is the peak width. The smaller the peak width, the smaller the parcel of the peak area, quantifying the fraction of D oscillators with instantaneous frequencies near $\nu = \Omega$.

Figures 4(a-d) also show that, for the values of K and α considered, the graphs of G_D are in good agreement with the part of the histograms outside the synchronization peak. Since both G and the histograms are normalized and the curves of G_D fit the histograms, the theoretical quantity properly $S(K, \alpha)$ is an approximation of the area of the synchronization peak, provided the histogram bars have small widths.

Another noteworthy aspect of the G_D graphs in Figs. 4(a-d), also confirmed by the histograms, is the seeming reflection symmetry around the synchronization peak under an inversion of sign of the parameter α . If the signal of α is inverted, keeping fixed its absolute value, Figs. 4(a-d) signalize that the right (or left) side of the graphs and histograms are reflected on the left (or right) side after the signal inversion.

The same type of symmetry is observed in Figs. 5(a-d), where $K = 1.60$, and the set of α values is the same as in Figs. 4(a-d). In Figs. 5(a) and 5(d) we plot g (in red) instead of G_D , since $R = 0$ for the corresponding values of K and α (See Fig. 1(c)), defining a fully out-of-synchrony state. As expected, the curves of g give a good description of the histograms, and no synchronization peak is visible. A partially synchronized state is shown in Figs. 5(b) and 5(c). Again, the curves of G_D (in orange) fit the histograms except for local deviations due to histogram bars whose heights exhibit time fluctuations.

Such fluctuations occur in the normalized histograms of Figs. 6(a-c), which also does not properly fit G_D near the synchronization peak. The sequence of figures 6(a), 6(b) and 6(c) depicts the evolution of the instantaneous-frequency distribution by showing the histograms obtained in the same simulation at three different time instants: $T_1 = 500$, $T_2 = 1000$, and $T_3 = 1500$. The simulation time interval is $[0, T_3]$, and we define $K = 1.64$, $\alpha = 0.25$, and $N = 5 \times 10^5$. In the same manner as done before, initial phases and natural frequencies are random numbers generated according to the uniform and standard normal distributions.

The histograms of figures 6(d), 6(e) and 6(f) are produced in another simulation performed similarly. The only difference is that the number of oscillators is three times higher, requiring a new random sample of initial phases and natural frequencies to initiate the simulation. For this higher number of oscillators, the histograms in Figs. 6(d), 6(e) and 6(f) show a stationary profile at time instants T_1 , T_2 , and T_3 . In addition, the histogram profiles, with the synchronization

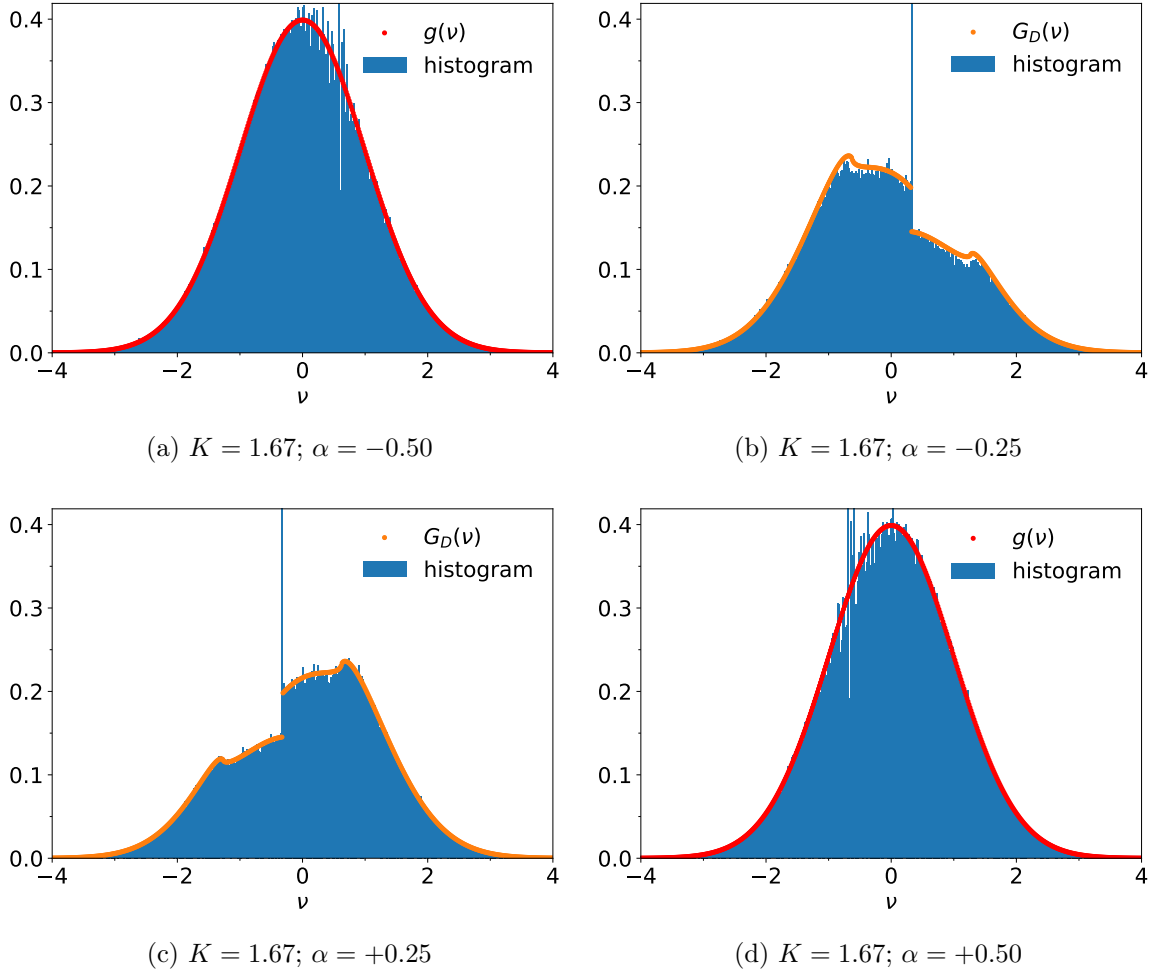


Figure 5: In blue: normalized histograms of instantaneous frequencies obtained numerically. (a,d) In orange: graphs of g . In red: (b,c) graphs of G_D . The values of α are the same as in Fig. 4. In all simulations and graphs, $K = 1.67$. Model size: $N = 5 \times 10^5$. Simulation time: $T = 5 \times 10^2$.

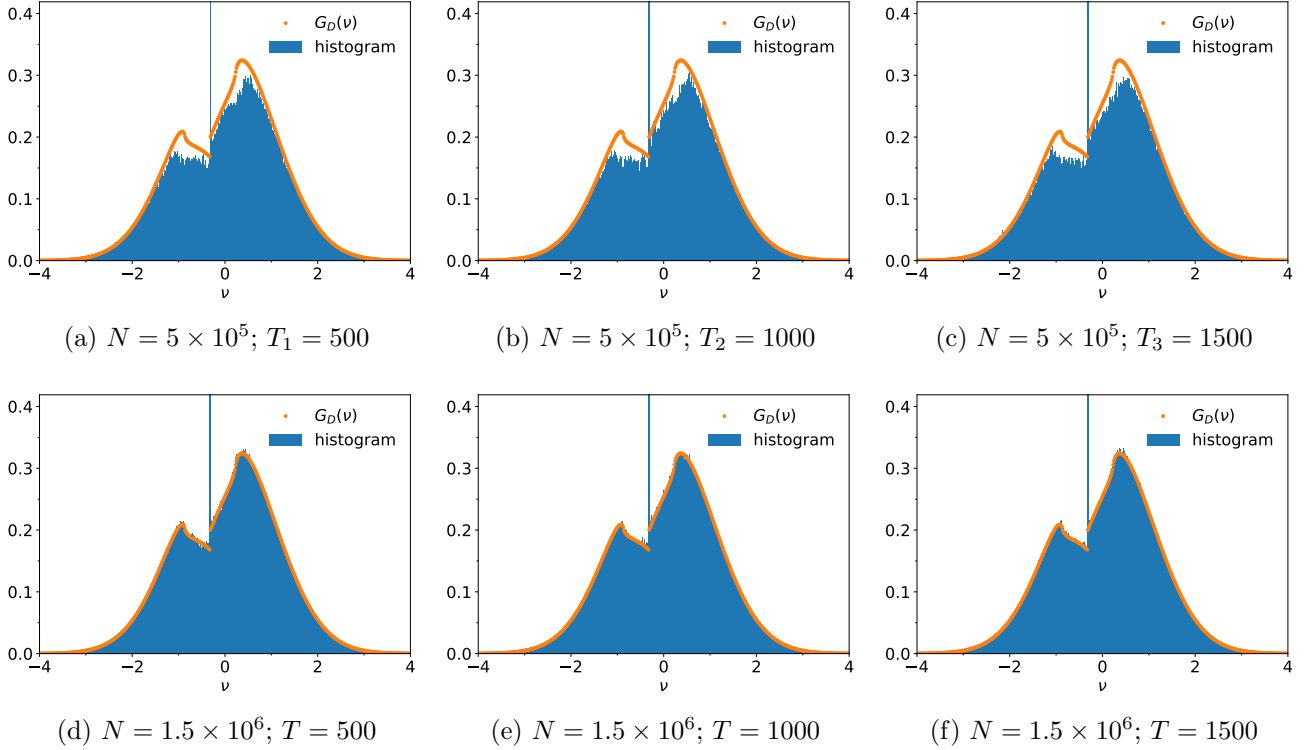


Figure 6: In blue: normalized histograms of instantaneous frequencies at the time instants T_1 , T_2 , and T_3 obtained in two simulations of the KS model performed in the time interval $[0, T_3]$ and with different numbers of oscillators: one with $N = 5 \times 10^5$ and the other with $N = 1.5 \times 10^6$. The histograms in (a), (b) and (c) result from the simulation with the smallest N , while those in (d), (e), and (f), from the one with the highest N . For all simulations and graphs of G_D (in orange), $K = 1.64$ and $\alpha = 0.25$.

peak excluded, match the plots of G_D for the three-time instants T_1 , T_2 , and T_3 .

6 Conclusions

In this work, we obtained a statistical description for the instantaneous frequencies of *Kuramoto-Sakaguchi* oscillators. A stationary probability density function gives this description. The approach to deriving the density of instantaneous frequencies was entirely based on the analytical results of the Kuramoto-Sakaguchi theory.

The density of instantaneous frequencies has a complex mathematical structure consisting of a sum of two terms: a Dirac-delta term and a discontinuous function. The Dirac-delta term is located at the synchronization frequency and carries information about the number of synchronized oscillators. The other term is discontinuous at the singularity point; its profiles have varied and unexpected shapes, and the area below them gives the fraction of out-of-synchrony oscillators.

Our formula is a generalization of the one obtained in Ref. [26], corresponding to the density of instantaneous frequencies in the *Kuramoto* model, which can be viewed as an instance of the Kuramoto-Sakaguchi model with $\alpha = 0$. The formulas are mathematically quite similar, particularly concerning the fact, both have no explicit dependence on the parameter α . However, two important quantities in our formula, namely the order parameter and the synchronization frequency, are determined using a different system of equations that depend explicitly on α .

We discussed two aspects related to the effects of finite α values. First, the transition between a fully desynchronized state and a partially synchronized one can be characterized by phase diagrams which gives the importance of the order parameter and synchronization frequency in terms of α and the coupling strength. Second, contrary to what was shown in Ref. [26], the symmetry of the density of natural frequencies does *not* guarantee the symmetry of the density of instantaneous frequencies around the synchronization-frequency axis. Nevertheless, α -sign inversions induce a flip in the profile of the density of instantaneous frequencies, which we referred to as reflection symmetry.

Our analytical result and all its properties, as mentioned above, are in excellent agreement with numerical data obtained in computer simulations of the Kuramoto-Sakaguchi model, provided simulations are performed with large enough oscillators. If we consider simulation parameters such that the instantaneous-frequency distribution captured in simulations exhibits assertive non-stationary behavior, a less robust fit to simulation data is observed. However, increasing the number of oscillations usually suppresses non-stationarity and improves the quality of the theoretical prediction, which persists for different long simulation times. These finite-size effects were analyzed in the Kuramoto model [11, 26] and are also expected in the Kuramoto-Sakaguchi model. Our theoretical result is based on Kuramoto-Sakaguchi theory and on the same equilibrium assumptions, devised initially with the requirement of an infinite number of oscillators and infinitely long times.

New research directions can be taken with this work as a starting point. A more mathematically-oriented subject would be finding asymptotic analytical properties of the density function near the synchronization frequency as well as in its tails. Extending the study presented here, considering other types of natural-frequency densities, as, for example, those represented by non-symmetric and non-unimodal functions, is also an exciting topic. In addition, the statistical analysis could go beyond the density function itself: we can use the density function to determine the moments, compare them to the moments of natural frequencies, and find formulas for relevant quantities such as the instantaneous-frequency expected value and variance. More importantly, we envision a theory capturing the collective dynamics of the instantaneous frequencies. Such non-stationary theory would give a model whose solution is a time-dependent density of instantaneous frequencies. The formula obtained here would then reflect the behavior of the model solution in the long time limit.

Acknowledgments

This work was made possible through financial support from Brazilian research agency FAPESP (grant n. 2019/12930-9). JDF warmly thanks Prof. Hugues Chaté for valuable discussions. EDL thanks support from Brazilian agencies CNPq (301318/2019-0) and FAPESP (2019/14038-6).

References

- [1] A. Pikovsky, M. Rosenblum, and J. Kurths, *Synchronization, A Universal Concept in Nonlinear Sciences* (Cambridge University Press, Cambridge, 2001). 1
- [2] A. E. Motter, S. A. Myers, M. Anghel, and T. Nishikawa, *Nat. Phys.* 9, 191 (2013). 1
- [3] G. Kozyreff, A. G. Vladimirov, and P. Mandel, *Phys. Rev. Lett.* 85, 3809 (2000). 1
- [4] A. T. Winfree, *The Geometry of Biological Times* (Springer, New York, 1980). 1
- [5] M. Breakspear, S. Heitmann, and A. Daffertshofer, *Front. Human Neurosci.* 4, 190 (2010). 1
- [6] A. T. Winfree, *J. Theor. Biol.* 16, 15 (1967). 1
- [7] Y. Kuramoto, *International Symposium on Mathematical Problems in Theoretical Physics*, edited by H. Araki, *Lecture Notes in Physics No. 30* (Springer, New York, p. 420). 1
- [8] Y. Kuramoto, *Chemical Oscillations, Waves and Turbulence* (Springer-Verlag, Berlin, 1984). 1

- [9] Video message from Yoshiki Kuramoto to the international conference “Dynamics of Coupled Oscillators: 40 Years of the Kuramoto Model” <https://youtu.be/lac4TxWyBOg> 1
- [10] S.H. Strogatz, *Physica D* 143, 1 (2000). 1
- [11] J. D. da Fonseca, and C.V. Abud, *Journal of Statistical Mechanics: Theory and Experiment*, 103204 (2018). 1, 6
- [12] J. A. Acebrón, L. L. Bonilla, C. J. P. Vicente, F. Ritort, and R. Spigler, *Rev. Mod. Phys.* 77, 137 (2005). 1
- [13] S. Gupta, A. Campa, and S. Ruffo, *J. Stat. Mech. Theory Exp.*, 2014, R08001. 1
- [14] F. A. Rodrigues, T. K. D. Peron, P. Ji, and J. Kurths, *Phys. Rep.* 610, 1 (2016). 1
- [15] A. Mihara, E. S. Medeiros, A. Zakharova, and R. O. Medrano-T, *Chaos* 32, 033114 (2022). 1
- [16] A. Mihara, and R. O. Medrano-T, *Nonlinear Dyn.* 98, 539, (2019). 1
- [17] D. A. Wiley, S. H. Strogatz, and M. Girvan, *Chaos* 16, 015103 (2016). 1
- [18] A. Mihara, M. Zaks, E. E. N. Macau, and R. O. Medrano-T, *Phys. Rev. E* 105, L052202 (2022). 1
- [19] H. Sakaguchi and Y. Kuramoto, *Progr. Theoret. Phys.* 76, 576 (1986) . 1, 2
- [20] D. M. Abrams, R. Mirollo, S. H. Strogatz, and D. A. Wiley, *Phys. Rev. Lett.* 101, 084103 (2008). 1
- [21] C. R. Laing, *Chaos* 19, 013113 (2009). 1
- [22] M. Wolfrum, and O. E. Omel’chenko, *Phys. Rev. E* 84, 015201 (2011). 1
- [23] D. Pazó, and E. Montbrió, *Phys. Rev. X* 4, 011009 (2014). 1
- [24] K. Wiesenfeld, P. Colet, and S.H. Strogatz, *Phys. Rev. Lett.* 76, 404 (1996). 1
- [25] S. M. Crook, G. B. Ermentrout, M. C. Vanier, and J. M. Bower, *J. Comput. Neurosci.* 4, 161 (1997). 1
- [26] J. D. da Fonseca, E. D. Leonel, and H. Chaté, *Phys. Rev. E* 102, 052127 (2020). 1, 3, 4, 6
- [27] S. Gradshteyn, and I. M. Ryzhik, *Table of Integrals, Series, and Products* (Academic, New York, 2007) 2, 2

- [28] J. J. Moré, B. S. Garbow, and K. E. Hillstrom, User Guide for MINPACK-1, Argonne National Laboratory Report ANL-80-74, Argonne, Ill., 1980. 2
- [29] D. T. Gillepsie, American Journal of Physics 51, 520 (1983). 3
- [30] A. C. Hindmarsh, "ODEPACK, A Systematized Collection of ODE Solvers," IMACS Transactions on Scientific Computation, Vol 1., pp. 55-64, 1983. 5
- [31] L. Petzold, SIAM Journal on Scientific and Statistical Computing, Vol. 4, No. 1, pp. 136-148, 1983. 5
- [32] B. Ottino-Löffler and S. H. Strogatz, Chaos 26, 094804 (2016).

1