

Non-equilibrium dynamics in a three state opinion formation model with stochastic extreme switches

Kathakali Biswas^{1,2} and Parongama Sen²

¹*Department of Physics, Victoria Institution (College), 78B Acharya Prafulla Chandra Road, Kolkata 700009, India.*

²*Department of Physics, University of Calcutta, 92 Acharya Prafulla Chandra Road, Kolkata 700009, India.*

We investigate the non-equilibrium dynamics of a three state kinetic exchange model of opinion formation, where switches between extreme states are possible, depending on the value of a parameter q . The mean field dynamical equations are derived and analysed for any q . The fate of the system under the evolutionary rules used in S. Biswas et al, *Physica A* **391**, 3257 (2012) shows that it is dependent on the value of q and the initial state in general. For $q = 1$, which allows the extreme switches maximally, a quasi-conservation in the dynamics is obtained which renders it equivalent to the voter model. For general q values, a “frozen” disordered fixed point is obtained which acts as an attractor for all initially disordered states. For other initial states, the order parameter grows with time t as $\exp[\alpha(q)t]$ where $\alpha = \frac{1-q}{3-q}$ for $q \neq 1$ and follows a power law behaviour for $q = 1$. Numerical simulations using a fully connected agent based model provide additional results like the system size dependence of the exit probability and consensus times that further accentuate the different behaviour of the model for $q = 1$ and $q \neq 1$. The results are compared with the non-equilibrium phenomena in other well known dynamical systems.

I. INTRODUCTION

One of the main motivations in studying non-equilibrium phenomena is to check what kind of steady states can be reached using different initial conditions. In the well known studies of Ising-Glauber model at zero temperature, on lattices or networks, several studies have been made to show that the steady states may not be the equilibrium steady states [1–14]. Exit probability, a quantity related to the type of final state reached from an initially biased state, has also been studied extensively in recent times in spin and opinion formation models [15–26]. In systems with more than two states, several other interesting features like two stage ordering process has been noted [26]. In addition, how a system evolves to a stable state starting from an unstable fixed point is also a matter of interest [27].

Opinion dynamics models relevant to social phenomena have received extensive attention recently [28–31]. These models typically show a rich non-equilibrium behaviour. Usually, the opinion of an agent is updated following the interaction with other individuals; sometimes the influence of media is also incorporated. In the numerous models studied so far, the interaction and the choice of the interacting agent(s) play crucial roles. The simplest models involve binary opinions typically represented by 0,1 or ± 1 . The Voter model [32, 33], in which an agent just copies the opinion of another randomly picked up agent, is one of the simplest and earliest opinion dynamics models. Later, models involving more complexities have been constructed [29, 30]. The binary models obviously cannot capture all the intricacies of the real world. Hence, models with three or more opinion states as well as continuous values of opinions have been considered in the recent past. The voter model can be generalised with more number of states easily [34] while other multistate models which involve the effect of more

neighbours have also been considered [35, 36]. In comparison to the simple binary state models, here the opinions are not merely flipped but can change in more than one possible way. We focus our attention on the so called kinetic exchange models where pairwise interactions are considered at each step [37]. However, these models generally have some restrictions. In particular, in the kinetic exchange models most recently studied with three discrete opinion states quantified by -1,0,1 (assumed to represent e.g., left, central and right ideologies), a transition from 1 to -1 or vice versa (i.e., an extreme switch of opinion) is not allowed to the best of our knowledge [38–42]. Also, in many other similar three-state models such a restriction is imposed [43–49]. However, human behaviour being complex and unpredictable such switches cannot be completely ruled out. In fact, there are real world examples where even political cadres or leaders shift their allegiance to parties with totally opposite principles [50, 51]. The reasons may be associated with immediate gains and selfish interests, lack of strong ideological beliefs etc. We have considered a model for opinion dynamics where extreme switches are allowed to happen and see how the dynamics are affected by this. It may be added here that for the multistate voter model or Potts type models, such extreme switches can take place, however, in the relevant studies, the effect of such switches has not been the issue of interest specifically [34–36].

In this article, we have considered a kinetic exchange model of opinion dynamics with three states, with the possibility of switching between extreme opinions. In the mean field approach, the equations for the time derivatives are set up for the three population densities of different opinions and solved numerically. We have introduced a parameter q which governs the probability with which switches between extreme opinions can occur and studied its effect on the time evolution. q varies between zero and unity, the zero case is already considered where no

such switch is allowed [38]. Parallely, numerical simulations have been conducted using a fully connected agent based model. The model and quantities of interest are discussed in the next section followed by the results presented in section III and finally in the concluding section, the results are discussed and compared to existing results in similar models.

II. MEAN FIELD KINETIC EXCHANGE MODEL

We have considered a kinetic exchange model (KEM) for opinion formation which incorporates three opinion values are quantified by $0, \pm 1$. The possible correspondence with left, central and right ideologies has already been mentioned. The three opinion values may even mimic a 2-party voting system, where the the ± 1 opinions represent support for the two parties while people with zero opinion (the neutral population) are those who refrain from voting for either of them. The opinion of an individual is updated by taking into account her present opinion and an interaction with a randomly chosen individual in the fully connected model. The opinion of the i th individual is denoted by $o_i(t)$. The time evolution of o_i , after an interaction with the k th individual, chosen randomly, is given by

$$o_i(t+1) = o_i(t) + \mu o_k(t), \quad (1)$$

where μ can be interpreted as an interaction parameter. The opinions are bounded in the sense $|o_i| \leq 1$ at all times and therefore o_i is taken as 1 (-1) if it is more (less) than 1 (-1). There is no self-interaction so $i \neq k$ in general. This evolutionary rule was introduced in [38]. Here time is assumed to be discrete but one can easily use a continuous time model as will be done in this paper.

In several previous works [26, 38–42], μ , the interaction parameter, has been chosen randomly, allowing also negative values albeit being bounded; $|\mu| \leq 1$. Such a bound allows a transition between opinion values with a difference of maximum ± 1 only. In the present work, the interaction parameter μ is allowed to take two discrete values. The values are $\mu = 1$ and $\mu = 2$ which occur with probabilities $1 - q$ and q respectively. Hence, for example, if an agent with opinion $+1$ interacts with another with opinion -1 and $\mu = 2$, her opinion can change to -1 , the other extreme value. The possibilities of all the interactions and resulting opinions are shown in Fig.1 for the extreme values $q = 0$ and $q = 1$. Note that in the present work, only positive values of μ are allowed.

The densities of the three populations with opinion $0, \pm 1$ are denoted by $f_0, f_{\pm 1}$ with $f_0 + f_{+1} + f_{-1} = 1$. The ensemble averaged order parameter obtained from the time dependent equations for the densities is given as $\langle O(t) \rangle = f_{+1} - f_{-1}$ with $-1 \leq \langle O(t) \rangle \leq 1$.




FIG. 1: The updated opinions of the i th individual following an interaction with another individual (denoted by k) for all possible opinion values at time t are shown for $q = 0$ (left panel), which implies $\mu = 1$ and $q = 1$ (right panel) for which $\mu = 2$.

Usually, to study the opinion dynamics models, one starts with a random disordered configuration such that the average opinion is 0 . Given that there are three states, one can choose this state with different combinations of f_i 's, keeping $f_{+1} = f_{-1}$. A conventional choice is $f_0 = f_{\pm 1} = 1/3$.

One can also study the effect of an initial bias in the distribution of opinions in the starting configuration of the system. The homogeneous configuration being one with all the densities equal to $1/3$, one can consider a deviation from this such that the net opinion is nonzero by choosing $f_0 = 1/3$, $f_{+1} = 1/3 + \Delta/2$ and $f_{-1} = 1/3 - \Delta/2$. Here $-2/3 \leq \Delta \leq 2/3$. Apart from this case, one can take other initial configurations which have a net nonzero opinion. We have discussed such cases as well to show the initial configuration dependence.

We present in this paper the rate equations derived analytically using mean field theory for the three densities, and study their behaviour as functions of time. The fixed point analysis of the equations present some interesting and non-intuitive results. We also obtain the exit probability. Here the exit probability E is considered as a function of Δ , i.e., $E(\Delta)$ is the probability that the final configuration has $f_{+1} = 1$ starting from $f_{+1} = 1/3 + \Delta/2$ and $f_{-1} = 1/3 - \Delta/2$. The saturation value of $\langle O \rangle$ is related to $E(\Delta)$ by

$$\langle O \rangle_{sat} = 2E(\Delta) - 1 \quad (2)$$

from which the exit probability can be estimated.

We have also conducted numerical simulations by considering an agent based model where each agent can interact with any other agent. Here, the order parameter for a given configuration is defined as $\bar{O}(t) = \frac{|\sum o_i(t)|}{N}$ where N is the system size with $\langle O \rangle$ denoting the configuration average. To calculate the exit probability $E(\Delta)$,

we directly estimate the fraction of configurations which reach the consensus state with all opinions equal to 1.

To solve the coupled differential equations, Euler method has been used and in the Monte Carlo method, system sizes ranging from 100 to 2^{16} have been simulated with number of configurations ranging between 10^4 to 10^5 .

From the simulations, it is also possible to estimate the average consensus times for different system sizes. All the results are presented in the next section.

III. RESULTS

We present in this section the mean field analytical solution in detail and also the results obtained from numerical simulations.

A. Mean field rate equations

To set up the rate equations for the f_i 's, we need to treat the time variable as continuous. Assume that the opinion changes from i to j ($i, j = 0, \pm 1$) in time Δt with the transition rate given by $w_{i \rightarrow j}$. Then we have the following set of w_{ij} 's:

$$\begin{aligned} w_{+1 \rightarrow +1} &= f_{+1}^2 + f_0 f_{+1} \\ w_{0 \rightarrow +1} &= f_0 f_{+1} \\ w_{-1 \rightarrow +1} &= q f_{-1} f_{+1} \\ w_{+1 \rightarrow 0} &= (1 - q) f_{+1} f_{-1} \\ w_{0 \rightarrow 0} &= f_0^2 \\ w_{-1 \rightarrow 0} &= (1 - q) f_{-1} f_{+1} \\ w_{+1 \rightarrow -1} &= q f_{+1} f_{-1} \\ w_{0 \rightarrow -1} &= f_0 f_{-1} \\ w_{-1 \rightarrow -1} &= f_{-1}^2 + f_0 f_{-1} \end{aligned}$$

Hence, in general, we have $f_i(t + \Delta t) = f_i(t) + \sum_j w_{j \rightarrow i} \Delta t - \sum_j w_{i \rightarrow j} \Delta t$ such that taking $\Delta t \rightarrow 0$, we get

$$\frac{df_{+1}}{dt} = f_0 f_{+1} - (1 - q) f_{+1} f_{-1}, \quad (3)$$

and

$$\frac{df_{-1}}{dt} = f_0 f_{-1} - (1 - q) f_{-1} f_{+1}. \quad (4)$$

The time evolution of the ensemble averaged order parameter $\langle O(t) \rangle$ satisfies

$$\frac{d\langle O(t) \rangle}{dt} = f_0 \langle O(t) \rangle. \quad (5)$$

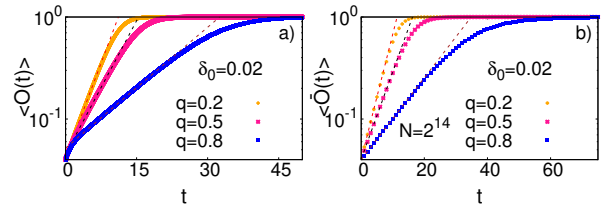


FIG. 2: The order parameter versus time variation near the frozen fixed point shows an exponential growth given by $\exp[\alpha(q)t]$ for any $q \neq 1$ as is evident from the (a) analytical as well as (b) simulation results. Also shown are the best fitted curves of the form given in eq. 8.

B. Fixed points and steady states

There will be some trivial fixed points corresponding to the initial conditions that have any of the three densities equal to 1. Here, obviously, there will be no evolution of the system at all. We consider more general cases in the following.

Equation 5 shows that a steady state for $\langle O \rangle$ is obtained when $\langle O \rangle = 0$ and/or $f_0 = 0$. Consider first the case when we have a disordered steady state, i.e., $\langle O(t \rightarrow \infty) \rangle = 0$. If the initial state is disordered, eq. 5 indicates that O will remain zero, i.e., will not evolve although the individual densities may change in time. We show in the following that for all values of q , there exists a non-trivial disordered fixed point at which there is no evolution of not only the order parameter but also of the individual densities. This special fixed point may be termed the frozen fixed point (FFP) as the system does not undergo any change at all right from the beginning, although none of the densities have value unity.

At the FFP, $f_{+1} = f_{-1} = x > 0$ is a constant in time. Using this in eq. 3 or 4, one gets

$$\frac{dx}{dt} = x - (3 - q)x^2 = 0. \quad (6)$$

Ignoring the solution $x = 0$, we get $x = \frac{1}{3 - q}$, i.e., the fixed point is given by

$$f_{+1} = f_{-1} = \frac{1}{3 - q}; f_0 = \frac{1 - q}{3 - q}. \quad (7)$$

The stability of the FFP can be checked by introducing small deviations about these values. These deviations can be introduced in different ways. We first consider a deviation such that the initial state has a nonzero order. Taking $f_{+1}(t) = x^* + \delta$ and $f_{-1}(t) = x^* - \delta$ where $x^* = \frac{1}{3 - q}$ is the FFP value, we get from eq. 3

$$\frac{d(x^* + \delta)}{dt} = (x^* + \delta) - (2 - q)(x^* + \delta)(x^* - \delta) - (x^* + \delta)^2.$$

Linearising the above, one finally gets

$$\delta(t) = \delta_0 \exp[\alpha(q)t], \quad (8)$$

where δ_0 is the initial value of δ and

$$\alpha(q) = \frac{1-q}{3-q}. \quad (9)$$

The order parameter which is equal to $2\delta(t)$ should show the same behaviour and indeed both the analytical solution and simulations show the expected initial exponential growth with the value of the exponent very close to α given by eq. 9 (see Fig. 2). The simulation results have some finite size effects which is not unexpected (Fig. 2b). The fact that $\alpha(q) > 0$ (for $q \neq 1$) implies the FFP is an unstable one for all values of q (except $q = 1$) when the deviation favours a finite order.

On the other hand, if we start from any disordered state, it can be shown that the system will flow towards the FFP. Here, with $f_+ = f_-$ initially, they will remain the same in time as indicated by the rate equations. Hence the state can be characterised by $f_{\pm} = x^* + \rho$ and $f_0 = 1 - 2(x^* + \rho)$. In this case, we obtain

$$\rho(t) = \rho_0 \exp[-t], \quad (10)$$

i.e., the state flows to the FFP with a rate independent of q . Here ρ_0 is the initial value of ρ . Hence the FFP acts as an attractor for all initially disordered state. We have checked that the above form is indeed obeyed for any value of q (not shown).

C. Time evolution of the densities and the order parameter

Having obtained the fixed point and the behaviour of the system close to it for any value of q , we proceed to study the time evolution of the relevant variables in more detail in this subsection. We will first discuss this for $q = 1$, which is obviously a special point in the parameter space. For other values of q also, we present the results which show consistency with the theoretical analysis. The data for the time evolution of the three densities and the order parameters have been obtained by numerically solving the analytical equations and also using Monte Carlo simulations. Only two of these four quantities are independent, however, it is more informative to present the results for all of them.

We have used four different sets of initial conditions stated in Table I. Of these, sets I and II are both disordered with set I corresponding to the homogeneous case. Set III represents an arbitrary initial condition that favours order. Set IV is also ordered initially and can be regarded as a small deviation from set II. For all these cases, for $q = 1$, f_0 falls rapidly within a few steps as shown in Fig. 3a and Fig. 4a obtained using both the methods. This behaviour of f_0 may be easily understood from the transition possibilities, as we note (see Fig. 1) that for opinion zero, there is no flux to this state from opinions values ± 1 while there is an outgoing flux when the zero opinion changes to other values. This leads to

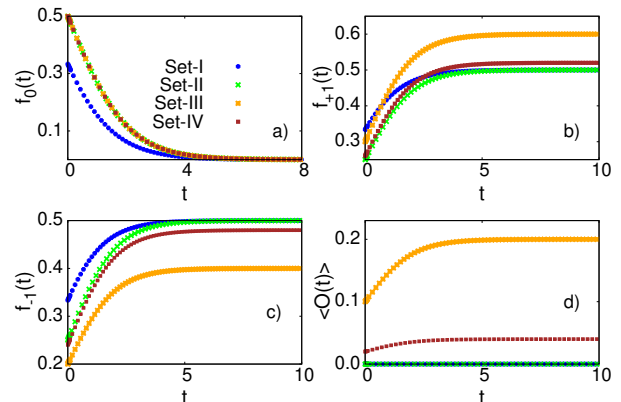


FIG. 3: Results for $q = 1$ obtained from the analytical solution using the initial configurations given in Table I. The three densities and the ensemble averaged order parameter are shown as functions of time in (a), (b), (c) and (d) respectively. The time evolution of sets I and II merge within a few steps as expected.

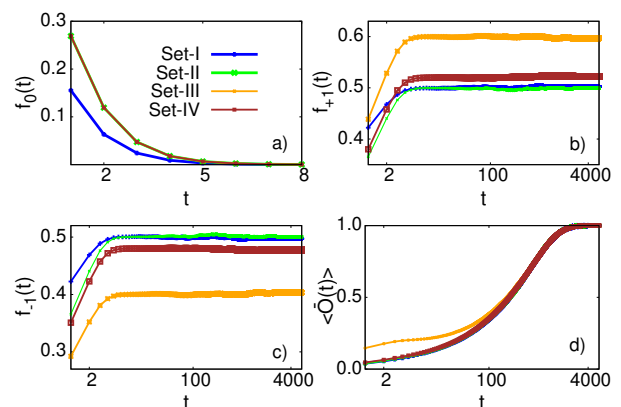


FIG. 4: Results for $q = 1$ obtained from Monte Carlo simulation (of system size $N = 2^{10}$) using the initial configurations given in Table I. The three densities and the ensemble averaged order parameter are shown as functions of time in (a), (b), (c) and (d) respectively.

the behaviour of $\langle O(t) \rangle$ in eq. 5 as $\frac{d\langle O \rangle}{dt} \approx 0$, i.e., a quasi-conservative system is obtained. Note that $f_0 \rightarrow 0$ implies $f_{\pm 1}$ are independent of time for $q = 1$, but not necessarily equal to 1 or 0. Hence, the consensus state (i.e., either f_{+1} or f_{-1} equal to 1) is not reached in general such that the value of the ensemble averaged opinion is less than 1. We exclude here the trivial cases where $f_{+1} = 1$ or $f_{-1} = 1$ initially. The results using the mean field equations are shown in Fig. 3 for different initial states given in Table I. It is seen that as expected, for sets I and II, which are disordered initially, the system evolves to the FFP $0, 1/2, 1/2$. For the other sets we see that the system reaches a steady state (which is not a consensus state) within a few steps with the final value of the order parameter close to the initial one and $f_0 = 0$.

For sets III and IV, we have used initial states with a bias to the +1 opinion and $O(t)$ is therefore positive in all the cases.

The corresponding simulation results are shown in Fig. 4. Here the consensus states are reached for all the sets of initial states including the disordered ones (sets I and II). This is because, in simulations, since we have a finite system size, a random fluctuation can drive the system to a consensus state in an individual configuration. Therefore the data which are shown for the ensemble average of the *absolute value* of the order parameter shows $\langle O \rangle \rightarrow 1$ at large times for all initial states. This is analogous to the kinetics in Ising Glauber model at zero temperature in one dimension, where we have a conservation such that the ensemble averaged magnetisation is zero. In simulations, however, an individual configuration indeed reaches the all spin up/down state so that the absolute value of magnetisation reaches unity even after configuration averaging.

Initial configuration	f_0	f_{+1}	f_{-1}
Set-I	1/3	1/3	1/3
Set-II	1/2	1/4	1/4
Set-III	5/10	3/10	2/10
Set-IV	1/2	1/4 + 0.01	1/4 - 0.01

TABLE I: Fraction of neutral opinion, positive opinion and negative opinion considered for the initial configuration.

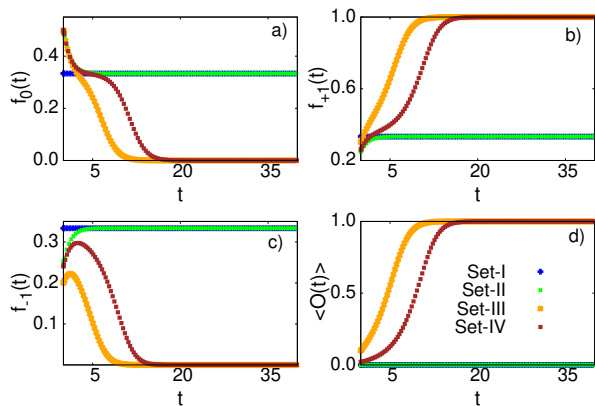


FIG. 5: Results for $q = 0$ obtained from analytical solution using the initial configurations given in Table I. The three densities and the ensemble averaged order parameter are shown as functions of time in (a), (b), (c) and (d) respectively. The time evolution of sets I and II merge within a few steps as expected.

Let us next discuss the case for $q = 0$, the other extreme limit. This is the case when extreme switches are not allowed and is identical to the model considered in [38] when all interactions are positive and equal to one. In that case, an ordered state is expected at long times. However, as already discussed in the last subsection, the

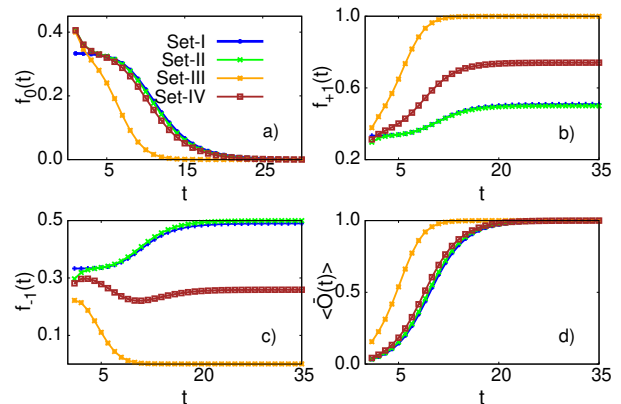


FIG. 6: Results for $q = 0$ obtained from Monte Carlo simulations (of system size $N = 2^{10}$) using the initial configurations given in Table I. The three densities and the ensemble averaged order parameter are shown as functions of time in (a), (b), (c) and (d) respectively.

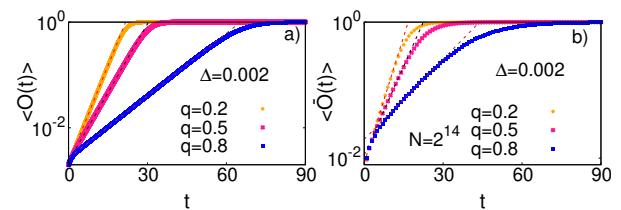


FIG. 7: The order parameter versus time variations for the initial condition $f_{\pm} = 1/3 \pm \Delta/2$ shown for different values of q using (a) analytical method and (b) numerical simulation. The best fitting curves for the growth shows an exponential form $\exp[\beta(q)t]$.

$\Delta = 0$ point is the FFP here leading to $\langle O(t) \rangle = 0$ for all t when the time evolution is studied using the analytical equations. The results are presented in Fig. 5. We note that the set I does not evolve at all and for set II, the densities evolve before terminating at the FFP, consistent with the analysis presented in the previous subsection.

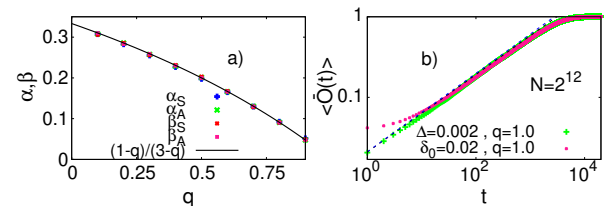


FIG. 8: (a) The values of α and β (suffix A and S denoting analytical and simulation results respectively) shown against q agree very well with the analytical form given by eq. 9. (b) The order parameter against time for $q = 1$ obtained using the numerical simulations is shown to follow a power law behaviour with the exponent $= 0.49 \pm 0.01$. The initial conditions are the same as in Fig. 2b and 7b.

Initial states with non-zero order show that the system reaches a consensus state. We also observe that if the initial state is close to a disordered state (set IV), the system spends a longer time to reach consensus. Once again, in the numerical simulations $\langle \bar{O}(t \rightarrow \infty) \rangle = 1$ for all initial configurations as shown in Fig. 6. In the completely disordered case, again random fluctuations are responsible for driving an individual system to a consensus state.

For other values of $q \neq 1$, the qualitative behaviour of the time evolution is similar to that of $q = 0$. One gets consensus states starting from initially biased states. The disordered states flow to the FFP when the time evolution is studied by solving the differential equations numerically, as expected. Consensus is reached in individual configurations starting from any initial state in the numerical simulations.

We have already discussed the growth of the order parameter for initially ordered states with small deviations from the FFP taken in a particular manner. In this section we discussed the time evolution using various other initial configuration. It is found that any initially ordered state finally attains consensus and the the growth of the order parameter is found to be exponential in all cases given by $\exp[\beta(q)t]$. In particular we show in Fig. 7 the case when the initial condition is $f_{\pm} = 1/3 \pm \Delta/2$ with $\Delta = 0.002$.

The values of $\alpha(q)$ and $\beta(q)$ obtained from the numerical solution of the rate equations as well as using Monte Carlo simulations are very close to each other as shown in Fig. 8. So we conclude that when the system orders for $q \neq 1$, the initial growth of the order parameter is given by a unique exponential form, independent of the initial condition, with the exponent given by eq. 9.

Since the magnitude of the order parameter increases, a steady state must imply $f_0 = 0$. With $f_0 = 0$, we have from equations 3 and 4 that in the steady state, either f_{+1} or f_{-1} must be zero (or unity). Hence the consensus state will be reached for all $q \neq 1$.

For $q = 1$, although the analytical results show that the consensus states are not reached in the thermodynamic limit, for finite systems, we find a unique behaviour for the growth of the order parameter from the numerical simulation. Instead of exponential, it displays a slower power law variation with the exponent very close to 0.5. The data are presented in Fig. 8b.

D. Consensus times

From the simulations, τ , the average time to reach the consensus state has been estimated for different system sizes. Once again, we find different behaviour for $q \neq 1$ and $q = 1$. For $q = 1$, $\tau \propto N$, while for other values of q , the consensus time τ depends logarithmically on the system size, with τ increasing with q . Fig. 9 shows the data.

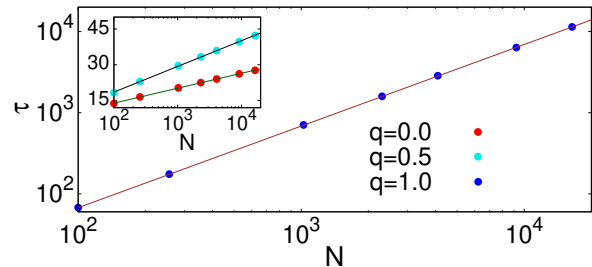


FIG. 9: Variation of average consensus time for different values of q . The main plot shows the $q = 1$ results obtained using system sizes up to $N = 2^{14}$. Inset shows results for two values of $q \neq 1$ obtained in system sizes $\leq 2^{16}$ agents.

E. Biased initial conditions and exit probability

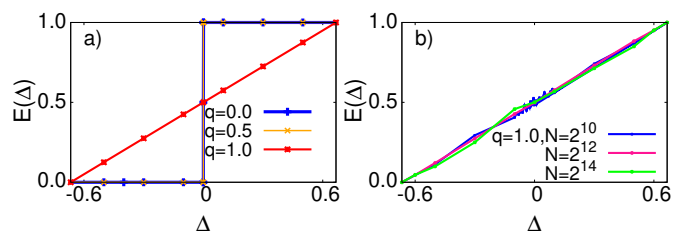


FIG. 10: (a) $E(\Delta)$ against Δ obtained in the analytical method using eq. 2 for different values of q (b) $E(\Delta)$ for $q = 1$ using the numerical simulations for different system sizes shows a system-size independent linear behaviour.

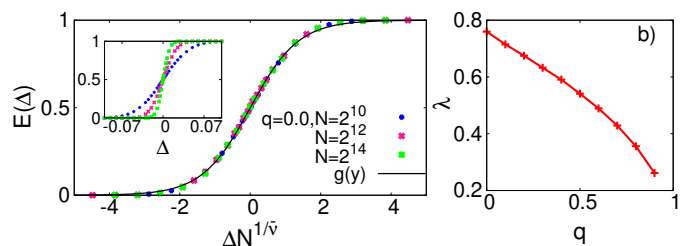


FIG. 11: (a) Data collapse of $E(\Delta)$ for different system sizes is shown against scaled Δ values for $q = 0$. Inset shows the raw data. (b) The variation of the parameter λ against q .

To calculate the exit probability, we consider the biased initial condition $f_0 = 1/3$ and $f_{\pm 1} = 1/3 \pm \Delta/2$. As already mentioned, we calculate the exit probability as a function of Δ .

The exit probability for $q = 1$ has a completely different behaviour compared to other values of q . We find that it has linear variation given by $E(\Delta) = 1/2 + 3\Delta/4$ shown in Fig. 10a. A linear behaviour is expected in conserved systems but it is intriguing that even here, there is a linear behaviour although the system is not exactly conserved. In this case, the simulations also agree as we

take into account whether the consensus reached is for all +1 or all -1 states. Fig. 10b shows the results are consistent with a linear variation of $E(\Delta)$ when $q = 1$ and shows that it is also independent of the system size.

Analytical results for the exit probability, for $q \neq 1$, shows a step function like behaviour; $E(\Delta) = 1$ for $\Delta > 0$ and equal to zero for $\Delta < 0$. The fixed point analysis also indicates $E(\Delta = 0) = 1/2$. Hence any biased state with a majority opinion equal to 1 (-1) will end up with all opinions equal to 1 (-1).

The simulation results for $E(\Delta)$ for $q \neq 1$ shows strong finite size dependence. When plotted against $N^{1/\bar{\nu}}\Delta$, the data collapse in a single curve indicating

$$E(\Delta) = g(N^{1/\bar{\nu}}\Delta), \quad (11)$$

where g is a scaling function. This is true for any value of $q \neq 1$ with a universal value of $\bar{\nu} \approx 2$. Fig. 11a shows the data for $q = 0$.

The scaling function g in eq. 11 can be approximated by

$$g(y) = [1 + \tanh(\lambda y)]/2, \quad (12)$$

as obtained earlier in a few other models [18, 24–27]. We find that λ decreases as the value of q increases from zero (Fig. 11b.).

In the thermodynamic limit, the exit probability shows the step function behaviour. However, for finite systems, it is S shaped and from the finite size analysis we can conclude that the range of Δ over which it is neither zero or unity to a large extent, is inversely proportional to $\lambda N^{1/\bar{\nu}}$.

We end this section commenting that the two different behaviour of the exit probability shown in Fig. 10a are analogous to the Ising Glauber model in dimensions greater than unity and voter model (in any dimension) respectively for $q \neq 1$ and $q = 1$.

IV. SUMMARY AND DISCUSSIONS

In this paper, the evolution of the opinions in a kinetic exchange model has been studied using both analytical and numerical methods. The three discrete opinion values used here are quantised by $0, \pm 1$. The mean field differential equations for the rate of change of the population densities having the three opinions have been derived and analysed. Here, the parameter q determines the value of the interaction μ , a random variable, which can have binary values 1 and 2. When $\mu = 2$, which occurs with a probability q , there is a possibility that the opinion value switches from one extreme value to the other. The $q = 0$ case, where μ can have a single value equal to unity, has been considered earlier in several studies in different contexts.

Let us first summarise the main results obtained:

(a) Any initially ordered state will reach a consensus state for $q \neq 1$.

(b) A frozen disordered fixed point exists; all initially disordered states flow there.

(c) The growth of the order parameter is exponential for $q \neq 1$.

(d) A quasi-conservation exists for $q \neq 1$ leading to different saturation behaviour of the order parameter and exit probability.

The results are qualitatively different for $q = 1$ and $q \neq 1$. The analytical solution, which is valid in the thermodynamic limit, shows that for $q = 1$ the dynamics are quasi-conservative as the order parameter remains constant after a very short transient time. This indicates that the system does not order fully for any initial configuration with initial order parameter less than 1. The linear behaviour of the exit probability is similar to what is seen for a conservative dynamics as for example in the Voter model in all dimensions and the Ising Glauber model in one dimension. This is actually quite interesting, as the present model does not strictly conserve the order parameter; the saturation value is not exactly equal to the initial one. But the linear behaviour of the exit probability can still occur if the saturation value of the order parameter varies linearly with the initial value which we have checked to be true here.

The $q = 1$ case is in fact very similar to the Voter model; as f_0 goes to zero very fast, it effectively renders the system to a binary opinion model within a short time scale with the transition rates identical to those in the Voter model [52]. Like the voter model, here the agent adapts the opinion of the other agent with whom she interacts irrespective of her own opinion. We also obtain the result that the average consensus time is proportional to N for $q = 1$, a result valid for the mean field voter model.

In the analytical approach, one essentially obtains the ensemble averages in the thermodynamic limit. Initial configurations with nonzero order will eventually reach the consensus state for $q \neq 1$. We also find that this growth behaviour is unique, i.e., does not depend on the initial state but only on q . This is not surprising as it is expected that there will be a single time scale in the system. Such exponential growths have been recently observed in the mean field Ising model with finite coordination number also [27].

The analytical approach also leads to the interesting result that initially disordered state, that can be realised in many ways, will flow towards the so called frozen fixed point at a rate independent of q . In comparison, in binary models like the Ising model, the disordered state is unique, characterised by exactly half of the relevant degrees of freedom belonging to one state. Hence no such flow can be observed there.

In the numerical simulations, one can keep track of the individual configurations. For all q values we get a consensus state finally for states starting from partially disordered states. For $q \neq 1$, this is the same result obtained from analytical treatment. However it is not expected that consensus will be obtained for $q = 1$ for

any initial state and for $q \neq 1$, for initially fully disordered configurations. This contradictory result obtained in the simulations is argued to be due to finite size effects. In finite systems, random fluctuations can drive the system to a consensus state (which implies that the absolute value of the order parameter is unity) even if the initial configuration is fully disordered. This has been observed in spin models also, e.g., in the one dimensional Ising Glauber model for which the ensemble averaged order parameter is conserved but still consensus states can be reached in numerical simulations starting from disordered states. Numerical simulations also show that for $q = 1$, the growth follows a power law behaviour, which is much slower than exponential. As a result, the consensus time is linear in N for $q = 1$, compared to the weak logarithmic dependence on the system size when $q \neq 1$.

The exit probability for $q \neq 1$ indicates a step function behaviour in the thermodynamic limit. It shows strong finite size effects as indicated from the numerical simulations. As observed in some other models, a scaling behaviour is obtained dictated by two parameters $\bar{\nu}$ and λ . The value of $\bar{\nu}$ is independent of q , a result similar to that in several other models where also $\bar{\nu}$ does not depend on the model parameter. However, the value of $\bar{\nu} \approx 2$ is clearly different from the ones found earlier for Ising-like and other opinion dynamics models [18, 24–27]. λ , on the other hand is dependent on the parameter q , which was also found to be true in the other models. The linear variation of the exit probability in the $q = 1$ case, independent of system size, also indicates that one will get minority spreading here [53].

In conclusion, the present results indicate that a society attains stability when people have less influence

on others, i.e., q is small, with the consensus state attained very fast. Essentially, the $q \neq 1$ model is qualitatively similar to the $q = 0$ model, with a q dependent timescale to reach the consensus state which diverges as $1/\alpha \propto (1-q)^{-1}$. So the extreme switches cause a delay in reaching the consensus as they increase in number. $q = 1$, which allows the maximum possible switches between extreme opinion values, essentially leads to a fragmented society. That this does not happen usually signifies that real systems may be mimicked by a $q \neq 1$ value in this model. It also shows that an initially disordered society will remain so when one considers the ensemble average, however, individual configurations do reach consensus. From the perspective of statistical physics, we have presented a model with a rich behaviour as q is changed; at $q = 1$ a Voter model-like behaviour is seen that changes to a finite dimensional spin-model like behaviour for any $q < 1$. As future studies, it will be interesting to consider negative interactions between the agents which will introduce a noise that can drive a order disorder transitions. This will also make it closer to reality and would open up the possibility to compare with time dependent real data. Another interesting possibility is to consider general opinion values instead of $\pm 1, 0$ [54–56] and introduce transition between any two states and see how it compares with the present case.

Acknowledgement

The authors acknowledge very useful discussions with Soumyajyoti Biswas. PS acknowledges financial support from SERB (Government of India) through scheme no MTR/2020/000356.

-
- [1] V. Spirin, P. L. Krapivsky, S. Redner, *Fate of zero-temperature Ising ferromagnets*, Phys. Rev. E **63**, 036118 (2001).
 - [2] V. Spirin, P. L. Krapivsky and S. Redner, *Freezing in Ising ferromagnets*, Phys. Rev. E **65**, 016119 (2001).
 - [3] K. Barros, P. L. Krapivsky and S. Redner, *Freezing into stripe states in two-dimensional ferromagnets and crossing probabilities in critical percolation*, Phys. Rev. E. **80**, 040101(R) (2009).
 - [4] P. Svenson, *Freezing in random graph ferromagnets*, Phys. Rev. E **64**, 036122 (2001).
 - [5] O. Häggström, *Zero-temperature dynamics for the ferromagnetic Ising model on random graphs*, Physica A **310**, 275 (2002).
 - [6] D. Boyer, O. Miramontes, *Interface motion and pinning in small-world networks*, Phys. Rev. E **67**, 035102(R) (2003).
 - [7] C. Castellano, V. Loreto, A. Barrat, F. Cecconi, D. Parisi, *Comparison of voter and Glauber ordering dynamics on networks*, Phys. Rev. E **71**, 066107 (2005).
 - [8] S. Biswas, P. Sen, *Effect of the nature of randomness on quenching dynamics of the Ising model on complex networks*, Phys. Rev. E **84**, 066107 (2011).
 - [9] Y. Baek, M. Ha, H. Jeong, *Absorbing states of zero-temperature Glauber dynamics in random networks*, Phys. Rev. E **85**, 031123 (2012).
 - [10] A. Khaleque, P. Sen, *Frozen states and active-absorbing phase transitions of the Ising model on networks*, Journal of Complex Networks **4**, 330 (2016).
 - [11] E. Ben-Naim, L. Frachebourg, P. L. Krapivsky, *Coarsening and persistence in the voter model*, Phys. Rev. E **53**, 3078 (1996).
 - [12] C. Castellano, D. Vilone, A. Vespignani, *Incomplete ordering of the voter model on small-world networks*, EPL **63**, 153 (2003).
 - [13] V. Sood, S. Redner, *Voter model on heterogeneous graphs*, Phys. Rev. Lett. **94**, 178701 (2005).
 - [14] K. Suchecki, V. M. Eguíluz, M. San Miguel, *Voter model dynamics in complex networks: Role of dimensionality, disorder, and degree distribution*, Phys. Rev. E **72**, 036132 (2005).
 - [15] C. Castellano, R. Pastor-Satorras, *Irrelevance of information outflow in opinion dynamics models*, Phys. Rev. E **83**, 016113 (2011).
 - [16] Przybyła, P., Sznajd-Weron, K. and Tabiszewski, M.: Exit probability in a one-dimensional nonlinear q-voter

- model, Phys. Rev. E **84**, 031117 (2011).
- [17] S. Biswas, S. Sinha and P. Sen, *Opinion dynamics model with weighted influence: Exit probability and dynamics*, Phys Rev. E **88**, 022152 (2013).
- [18] P. Roy, S. Biswas and P. Sen, *Universal features of exit probability in opinion dynamics models with domain size dependent dynamics*, J. Phys. A: Math. Theor. **47** 495001 (2014).
- [19] P. Roy, S. Biswas and P. Sen, *Exit probability in inflow dynamics: nonuniversality induced by range, asymmetry and fluctuation*, Phys Rev. E **89**, 030103(R) (2014).
- [20] A. M. Timpanaro and C. P. C. Prado, *Exit probability of the one-dimensional q-voter model: Analytical results and simulations for large networks*, Phys. Rev. E **89**, 052808 (2014).
- [21] P. Roy and P. Sen, *Exit Probability in Generalised Kinetic Ising Model*, J Stat Phys 2015 **159**, 893 (2015).
- [22] A. M. Timpanaro, and S. Galam, *An analytical expression for the exit probability of the q-voter model in one dimension*, Phys. Rev. E **92**, 012807 (2015).
- [23] P. Mullick and P. Sen, *Minority-spin dynamics in non-homogeneous Ising model: Diverging timescales and exponents*, Phys Rev. E **93**, 052113 (2016).
- [24] P. Roy and P. Sen, *Interplay of interfacial noise and curvature-driven dynamics in two dimensions*, Phys Rev. E **95**, 020101(R) (2017).
- [25] P. Mullick and P. Sen, *Zero-temperature coarsening in the Ising model with asymmetric second-neighbor interactions in two dimensions*, Phys. Rev. E **95**, 052150 (2017).
- [26] S. Mukherjee, S. Biswas and P. Sen, *Long route to consensus: Two stage coarsening in a binary choice voting model*, Phys. Rev. E **102**, 012316 (2020).
- [27] R. Roy, P. Sen *Non-equilibrium dynamics in Ising like models with biased initial condition* Phys. Rev. E **104**, 034123 (2021)
- [28] D. Stauffer, *Opinion dynamics and sociophysics*, in: R. Meyers (eds) Encyclopedia of Complexity and Systems Science. Springer, New York, NY (2009).
- [29] C. Castellano, S. Fortunato, V. Loreto, *Statistical physics of social dynamics*, Rev. Mod. Phys. **81**, 591 (2009).
- [30] P. Sen, B. K. Chakrabarti, *Sociophysics: An Introduction*, Oxford University Press, Oxford (2014).
- [31] S. Galam, *Sociophysics: A Physicist's Modeling of Psycho-political Phenomena*, Springer, Boston, MA (2012).
- [32] P. Clifford, A. W. Sudbury (1973), *A Model for Spatial Conflict*, Biometrika **60**, 581 (1973).
- [33] T. M. Liggett, *Interacting Particle Systems* Springer Verlag, New York (1985).
- [34] M. Starnini, A. Baronchelli, R. Pastor-Satorras, *Ordering dynamics of the multi-state voter model*, Journal of Statistical Mechanics, P10027 (2012).
- [35] A. Szolnoki, G. Szabó, *Vertex dynamics during domain growth in three-state models*, Physical Review E, **70** 027101 (2004).
- [36] A. L. M. Vilela, B. J. Zubillaga, C. Wang et al, *Three-State Majority-vote Model on Scale-Free Networks and the Unitary Relation for Critical Exponents*, Sci Rep **10**, 8255 (2020).
- [37] G. Toscani, *Kinetic models of opinion formation*, Communications in Mathematical Sciences, **4**, 481 (2006).
- [38] S. Biswas, A. Chatterjee, P. Sen, *Disorder induced phase transition in kinetic models of opinion formation*, Physica A **391**, 3257 (2012).
- [39] S. Biswas, *Mean-field solutions of kinetic-exchange opinion models*, Phys. Rev. E **84**, 056106 (2011).
- [40] N. Crokidakis, C. Anteneodo, *Role of conviction in nonequilibrium models of opinion formation*, Phys. Rev. E **86**, 061127 (2012).
- [41] N. Crokidakis, *Phase transition in kinetic exchange opinion models with independence*, Phys. Lett. A **378**, 1683 (2014).
- [42] S. Mukherjee, A. Chatterjee, *Disorder-induced phase transition in an opinion dynamics model: Results in two and three dimensions*, Phys. Rev. E **94**, 062317 (2016).
- [43] F. Vazquez, P. L. Krapivsky, S. Redner, *Constrained opinion dynamics: freezing and slow evolution* J. Phys. A: Math. Gen. **36** L61 (2003).
- [44] F. Vazquez and S. Redner, *Ultimate Fate of Constrained Voters*, J. Phys. A **37**, 8479 (2004).
- [45] M. Mobilia, *Fixation and Polarization in a Three-Species Opinion Dynamics Model*, Europhys Lett **95** 50002 (2011).
- [46] F. W. S. Lima, J. A. Plascak, *Kinetic models of discrete opinion dynamics on directed Barabasi-Albert networks*, Entropy **2019**, 942 (2019).
- [47] X. Castelló, V. M. Eguíluz and M. San Miguel, *Ordering dynamics with two non-excluding options: bilingualism in language competition*, New Journal of Physics **8**, 308 (2006).
- [48] X. Castelló, A. Baronchelli, V. Loreto, *Consensus and ordering in language dynamics*, Eur. Phys. J. B **71**, 557 (2009).
- [49] L. Dall'Asta and T. Galla, *Algebraic coarsening in voter models with intermediate states*, Journal of Physics A: Mathematical and Theoretical, **41**, 435003 (2008).
- [50] <https://www.telegraphindia.com/west-bengal/bengal-assembly-elections-2021-480-cpm-cadres-cross-over-to-bjp/cid/1798215>
- [51] <https://www.newindianexpress.com/cities/thiruvananthapuram/2018/bjp-state-leaders-cross-over-to-cpm-1914895.html>
- [52] P. L. Krapivsky, S. Redner, E. Ben-Naim, *A Kinetic View of Statistical Physics*, Cambridge University Press, Cambridge (2010).
- [53] S. Galam, *Minority opinion spreading in random geometry*, Eur. Phys. J. B **25**, 403 (2002).
- [54] T. Hadzibeganovic, D. Stauffer, C. Schulze C, *Boundary effects in a three-state modified voter model for languages* Physica A, **387**, 3242 (2008).
- [55] S. Gekle, L. Peliti and S. Galam, *Opinion dynamics in a three-choice system*. Eur. Phys. J. B **45**, 569 (2005).
- [56] S. Galam, *The Drastic Outcomes from Voting Alliances in Three-Party Democratic Voting (1990 → 2013)*, J. Stat. Phys. **151**, 46 (2013).