

# New Determination of W Boson Hadronic Decay Width up to $\mathcal{O}(\alpha_s^4)$ -order

Daniel Salinas-Arizmendi<sup>\*</sup> and Ivan Schmidt<sup>†</sup>

*Departamento de Física, Universidad Técnica Federico Santa María,  
y Centro Científico-Tecnológico de Valparaíso, Casilla 110-V, Valparaíso, Chile*

(Dated: October 6, 2022)

The principle of maximum conformality (PMC) is used to remove uncertainties from the renormalization scale and the renormalization scheme, removing unnecessary systematic errors for high-precision pQCD predictions. In this paper, we will use PMC to improve the determination of the decay width of the W boson in hadrons, working the corrections coming from the perturbative Quantum Chromodynamics (pQCD) theory at the four-loop level. In conventional scaling, we find that only at high correction orders, the initial scaling dependence of renormalization is little, whereas, in single-scale PMC, we obtain an initial scaling-independent result, including the case determined via BLM/PMC. Finally, the wide hadronic decay of W is used for an indirect determination of the charm-strange mixing parameter.

## I. INTRODUCTION

The study of the decay width of the W-boson has an important role within the standard model, and has been measured by several collaborations, such as D0 [1], ATLAS [2], LHCb [3] and CMS [4], where the average leptonic decay branching fraction is estimated to be  $(10.89 \pm 0.08)\%$  and while inclusive hadronic decay branching fractions is  $(67.32 \pm 0.23)\%$ .

Improving the predictions of the hadronic decay of the W-boson directly affects the information of fundamental free parameters of the theory. This decay can be used as an excellent estimator to determine the strong coupling constant,  $\alpha_s(Q)$ , which establishes the scale of the strong interactions, theoretically described by Quantum Chromodynamics (QCD); this impacts by reducing the theoretical uncertainties in the calculations of all high-precision QCD perturbative processes, such as the events measured at the LHC. In addition, it can be used indirectly to determine the sum of the first two rows of the CKM matrix and thus, for example, help to verify the unitarity of the matrix for all quarks lighter than the top quark. The theoretical predictions of the hadronic decay width of the W-boson have improved in recent years due to the incorporation of electroweak (EW) and mix corrections (EW-QCD), although QCD-type corrections still present uncertainties under the premise of the invariance of the renormalization group [6].

The purpose of this letter is to improve the prediction of the decay width of the W boson through an optimal treatment of the perturbative Quantum Chromodynamics (pQCD) corrections. Conventionally the renormalization scale of the process is chosen as the flow of the quadrimomentum, which is guessed, presenting a problem of ambiguity in the choice of scale and renormalization scheme. An original and heuristic procedure for

eliminating ambiguity is the Principle of Maximum Conformality (PMC) [5], which has improved the estimates of several high-energy processes. Some applications can be reviewed in Refs. [14–17]. The general PMC determines the renormalization scale by absorbing all the conformal terms that govern the running coupling behavior, and therefore the resulting pQCD series matches the conformal series.

A first approach is calling Correspondence BLM/PMC [7, 8], where all the terms  $N_f$  (active flavor quarks) that are associated with the terms of  $\{\beta_i\}$  in the observable can be added in the running coupling. The BLM/PMC scales can be determined in a general scheme-independent way and can be different for each order in the perturbative series. Loop-by-loop, we can change the renormalization scales to build a perturbative series with conformal coefficients.

A second approach is to introduce the  $\delta$ -Renormalization Scheme [10, 11], which consists in a generalization of the conventional scheme used in dimensional regularization [20, 21], in which a constant  $-\delta$  is subtracted in addition to the standard  $\ln 4\pi - \gamma_E$  subtraction of the  $\overline{\text{MS}}$  scheme. The subtraction  $\delta$  defines an infinite set of renormalization schemes, in which the physical results are independent of  $\delta$ , therefore scheme independent. Via this procedure we identify the  $\{\beta_i\}$  terms, using the active quark flavor number  $N_f$  series coefficients, shifting the scale of the strong coupling  $\alpha_s$  at each order to the PMC scale to eliminate all the no-conformal terms. Unlike the previous procedure, the renormalization scales and the coefficients are determined simultaneously.

Both configurations come from a generalization of the BLM method [18], so it promotes the properties of BLM. Since the PMC predictions do not depend on the choice of renormalization scheme, the PMC scaling satisfies the RGE invariance principles [9].

The remaining parts of the paper are organized as follows: In Section II, the treatment of QCD corrections in inclusive hadronic decay using the PMC method is presented. In section III, we show our numerical results for the processes  $W \rightarrow \text{hadrons}$  and compare conventional

<sup>\*</sup>Electronic address: [daniel.salinas@sansano.usm.cl](mailto:daniel.salinas@sansano.usm.cl)

<sup>†</sup>Electronic address: [ivan.schmidt@usm.cl](mailto:ivan.schmidt@usm.cl)

and PMC scaling. In section IV, a brief explanation of the BLM/PMC correspondence applied to the physical process of this work is presented. Sec. V contains the indirect determination of the charm-strange mixing parameter. Section VI is reserved for the summary.

## II. THE W-BOSON HADRONIC DECAY WIDTH USING THE PMC

The hadronic decay of the W-boson can be written as [4]:

$$\Gamma_{\text{had}}^W = \Gamma^{(0)} (r_{\text{NS}}^W + \delta_W), \quad (1)$$

where  $\Gamma_0$  denotes the Born decay width. In the massless quark limit, it is:

$$\Gamma^{(0)} = \frac{\sqrt{2}G_F N_c}{12\pi} M_W^3 \sum_{i,j} |V_{ij}|^2, \quad (2)$$

which depends on the color number  $N_c = 3$ , the Fermi constant  $G_F$ , the mass of the W-boson, and the sum of the square of the CKM matrix elements,  $V_{ij}$ , excluding the kinematically prohibited terms (mixed terms with the top). The term  $\delta_W$  incorporates the electroweak and QCD $\oplus$ EW mixed corrections, and also corrections proportional to the square of the quark to boson mass ratio, highly suppressed compared to the other corrections. Therefore this contribution, under this consideration, is given by

$$\delta_W \simeq \delta_{\text{EW}}(\alpha) + \delta_{\text{mix}}(\alpha\alpha_s), \quad (3)$$

where the electroweak  $\delta_{\text{EW}}$  and mixed  $\delta_{\text{mix}}$  corrections are shown in [26–29] and [30, 39, 40] respectively.

The purely QCD corrections come from the transverse component of the two-point correlation function of two non-singlet axial-vector charged left currents [22, 23, 25], whose perturbative series expression is:

$$r_{\text{NS}}^W = 1 + \sum_{n \geq 1} C_n^{\text{NS}} a_s^n, \quad (4)$$

with  $a_s = \alpha_s/(4\pi)$ , the non-singlet coefficients  $C_n^{\text{NS}}$  are presented to first and second order in [31–33], third order [34, 35] and fourth order [22–24].

Via the PMC procedure [10–12] the expression for  $r_{\text{NS}}^W$  can be written in the following perturbative form

$$\begin{aligned} r_{\text{NS}}^W = & 1 + r_{1,0} a_s(\mu_r) + (r_{2,0} + \beta_0 r_{2,1}) a_s^2(\mu_r) \\ & + (r_{3,0} + \beta_1 r_{2,1} + 2\beta_0 r_{3,1} + \beta_0^2 r_{3,2}) a_s^3(\mu_r) \\ & + \left( r_{4,0} + \beta_2 r_{2,1} + 2\beta_1 r_{3,1} + \frac{5}{2} \beta_0 \beta_1 r_{3,2} \right. \\ & \left. + 3\beta_0 r_{4,1} + 3\beta_0^2 r_{4,2} + \beta_0^3 r_{4,3} \right) a_s^4(\mu_r) + \mathcal{O}(a_s^5). \end{aligned} \quad (5)$$

The coefficients  $r_{i,j}$  can be obtained from the known coefficients  $C_n^{\text{NS}}$ . The coefficients  $r_{i,j}$  ( $j \neq 0$ ) are the non-conformal coefficients of the form

$$r_{i,j} = \sum_{k=0}^j C_j^k \hat{r}_{i-k,j-k} \ln^k \left( \frac{\mu_r^2}{M_W^2} \right) \quad (6)$$

with  $C_j^k = j!/[k!(j-k)!]$ , the accent-above coefficient is related to the reduced coefficient  $\hat{r}_{i,j} = r_{i,j}|_{\mu_r=M_W}$ , and  $r_{i,0}$  are independent conformal coefficients of  $\{\beta_i\}$  that satisfy  $\hat{r}_{i,0} = r_{i,0}$ . These coefficients are shown in the appendix A.

Continuing with the procedure, we will focus on the single-scale PMC setting described in [13]. With the help of the renormalization group equation, we can absorb all the non-conformal terms in the running coupling and determine an effective coupling for the process.

As a result, we obtain a conformal pQCD series, i.e.

$$\begin{aligned} r_{\text{NS}}^W|_{\text{PMC}} = & 1 + r_{1,0} a_s(Q_s) + r_{2,0} a_s(Q_s) \\ & + r_{3,0} a_s^3(Q_s) + r_{4,0} a_s^4(Q_s) + \mathcal{O}(a_s^5), \end{aligned} \quad (7)$$

where  $Q_s$  is the single-scale PMC, which is determined by the following perturbative series

$$\ln \frac{Q_s^2}{M_W^2} = T_0 + T_1 a_s(M_W) + T_2 a_s(M_W) + \mathcal{O}(a_s^3) \quad (8)$$

where

$$T_0 = \frac{\hat{r}_{2,1}}{\hat{r}_{1,0}}, \quad (9)$$

$$T_1 = \frac{(\hat{r}_{2,1}^2 - \hat{r}_{1,0} \hat{r}_{3,2}) \beta_0}{\hat{r}_{1,0}^2} + \frac{2(\hat{r}_{2,0} \hat{r}_{2,1} - \hat{r}_{1,0} \hat{r}_{3,1})}{\hat{r}_{1,0}^2}, \quad (10)$$

$$\begin{aligned} T_2 = & \frac{3(\hat{r}_{2,1}^2 - \hat{r}_{1,0} \hat{r}_{3,2}) \beta_1}{2\hat{r}_{1,0}^2} \\ & + \frac{3(\hat{r}_{1,0} \hat{r}_{2,1} \hat{r}_{3,0} - \hat{r}_{1,0}^2 \hat{r}_{4,1}) + 4(\hat{r}_{1,0} \hat{r}_{3,1} \hat{r}_{2,0} - \hat{r}_{2,1} \hat{r}_{2,0})}{\hat{r}_{1,0}^3} \\ & + \frac{(4\hat{r}_{1,0} \hat{r}_{2,1} \hat{r}_{3,1} - 3\hat{r}_{1,0}^2 \hat{r}_{4,2} + 2\hat{r}_{1,0} \hat{r}_{3,2} \hat{r}_{2,0} - 3\hat{r}_{2,1}^2 \hat{r}_{2,0}) \beta_0}{\hat{r}_{1,0}^3} \\ & + \frac{(2\hat{r}_{1,0} \hat{r}_{3,2} \hat{r}_{2,1} - \hat{r}_{2,1}^3 - \hat{r}_{4,3} \hat{r}_{1,0}) \beta_0^2}{\hat{r}_{1,0}^3}. \end{aligned} \quad (11)$$

The single-scale  $Q_s$  is independent of the choice of renormalization scale. On the other hand, the observable corresponding to the PMC wide decay of W-boson obtained in (7) contains only conformal terms  $\beta = 0$ , and therefore it is also independent of the renormalization scale, which makes it free from the ambiguity of choice of the renormalization scheme. Thus, PMC improves the value of the non-singlet ratio  $r_{\text{NS}}^W$ . In the following section, the obtained predictions will be studied numerically.

## III. NUMERICAL RESULTS

For our numerical analysis, we use the following input parameters, the W-boson mass  $M_W = 80.377 \pm 0.012$  GeV,  $\alpha_s(M_W) = 0.1202 \pm 0.0010$  [38].

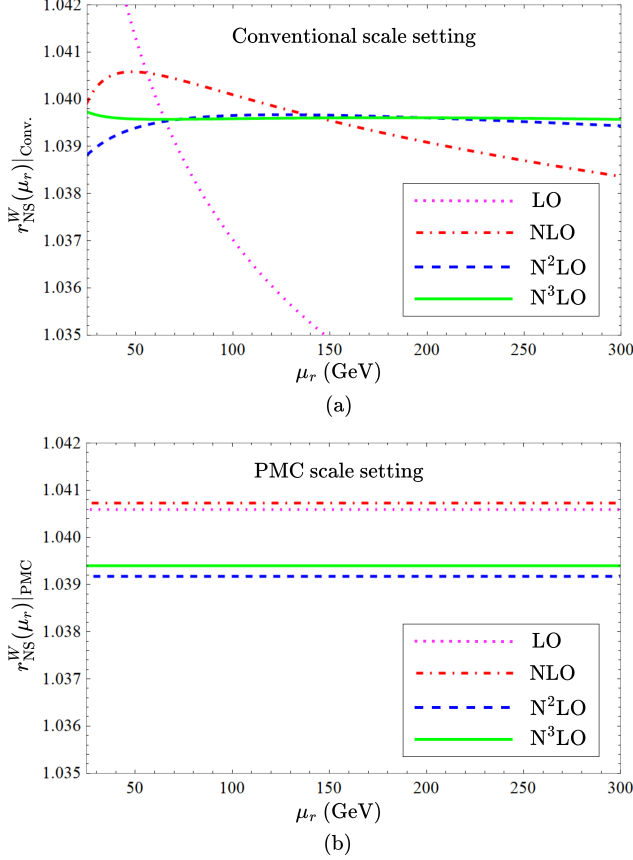


Figure 1: (a) The up to four-loop contributions of the non-singlet ratio  $r_{\text{NS}}^W$  in the conventional setting scale and (b) in the PMC setting scale. We chose the quark flavor number  $N_f = 5$ . The input parameters can be found in Section III.

The non-singlet pQCD ratio  $r_{\text{NS}}^W$ , in the conventional setting, where  $\mu_r^{\text{init}} = \mu_r$ , typically the choice of scale for this process, corresponds to  $M_W$  as the renormalization scale. Figure 1(a) shows the conventional  $r_{\text{NS}}^W$ , where we see a great dependency of the initial scale. To a one-loop order the dotted curve indicates that strong dependency, and as we incorporate more loop corrections the dependency decreases, as shown in the solid curve. On the other hand, when applying the PMC scaling procedure, where the single-scale obtained corresponds to the general effective momentum flow of the process, determined with an NNLL precision, from Eq.(8) we have  $Q_s = 55.42$  GeV, which will be used in the determination of an effective coupling, while simultaneously we predict an optimized series that is independent of the initial scale and renormalization scheme. This is shown in part (b) of Figure 1.

Therefore, the conventional prediction requires high orders of correction in order to avoid ambiguity in the choice of scale. In Figure 2 we present the behavior of  $r_{\text{NS}}^W$  in the conventional fit (conv.) and the PMC formalism. The PMC fit (solid curve) presents a great improvement

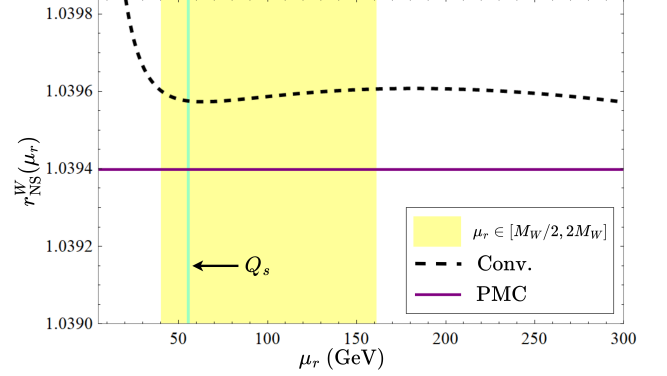


Figure 2: Comparison of the results of the  $r_{\text{NS}}^W$ , determined to  $\mathcal{O}(\alpha_s^4)$ , for the conventional (Conv.) and PMC adjustments. The region highlighted in solid represents the interval of the renormalization scaling conventions, while the vertical line is the value of single-scale PMC. The input parameters can be found in Section III.

with respect to the conventional scaling (dashed curve). The highlighted solid region (yellow color) represents the conventional scale interval  $[M_W/2, 2M_W]$ , and the vertical line corresponds to a  $Q_s$  value after which this effective flow value in the conventional prediction has better behavior, i.e., it depends completely on the scale.

Using  $G_F = 1.166 \times 10^{-5} \text{ GeV}^{-2}$  [38] and  $\sum_{i,j} |V_{ij}|^2 = 1.984 \pm 0.021$  [4], the hadronic decay of the W boson with QCD corrections to one-loop order, obtained from equations (1,2), is

$$\Gamma_{\text{QCD}}^W|_{\text{PMC}}^{\mathcal{O}(\alpha_s)} = 1409.70 \text{ MeV}. \quad (12)$$

The relative weights of the PMC contributions are:  $\Gamma^{(0)}/\Gamma_{\text{QCD}}^W \simeq 96.2\%$ ,  $\Gamma_{\text{QCD}}^{(1)}/\Gamma_{\text{QCD}}^W \simeq 3.9\%$ ,  $\Gamma_{\text{QCD}}^{(2)}/\Gamma_{\text{QCD}}^W \simeq 0.01\%$ ,  $\Gamma_{\text{QCD}}^{(3)}/\Gamma_{\text{QCD}}^W \simeq -0.15\%$  y  $\Gamma_{\text{QCD}}^{(4)}/\Gamma_{\text{QCD}}^W \simeq 2.1 \times 10^{-2}\%$ , where the superscript in parentheses (i) in the previous expressions is used to indicate the order of the contribution, and the comparative value in the ratio corresponds to the total value of the PMC hadronic decay of the W boson. Table I shows the corrections obtained in each order and the total value at N<sup>4</sup>LO and includes the results obtained in [30, 40].

Conventionally we get the following values for  $\Gamma_{\text{QCD}}^W|_{\text{Conv.}} = [1403.13, 1414.91] \text{ MeV}$  with the choice of scale  $\mu_r \in [M_W/2, 2M_W]$ . The perturbative value with QCD corrections at 4-loop is:

$$\Gamma_{\text{QCD}}^W|_{\text{Conv.}}^{\mathcal{O}(\alpha_s^4)} = 1408.33_{-5.2}^{+6.6} \text{ MeV}, \quad (13)$$

for the renormalization scale  $\mu_r = M_W$ . On the other hand, the W-boson hadronic decay width applying the single-scale PMC adjustment is determined to be free of the renormalization scheme, guaranteeing an improved treatment of the series in the pQCD corrections and in-

dependent of the initial scale. We get

$$\Gamma_{\text{QCD}}^W|_{\text{PMC}}^{\mathcal{O}(\alpha_s^4)} = 1408.09 \text{ MeV}, \quad (14)$$

in the single-scale fit, noting that numerically the PMC scale to order next-to-next-to-leading log (NNLL) is smaller than the conventional scale  $Q_s \sim 0.689M_W$  and the perturbative nature of the scale to order leading log (LL), next-to-leading log (NLL) and next-to-next-to-leading log (NNLL) presents relative magnitudes 1 : 18% : 11% respectively.

Finally, incorporating Mixed and EW correction  $\delta_W$  [40], the inclusive hadronic decay PMC scale setting, is:

$$\Gamma_{\text{had}}^W|_{\text{PMC}} = 1402.28 \text{ MeV}. \quad (15)$$

For this numerically obtained value, the relative weight of the contributions of Born, primary in QCD(1-loop), electroweak, and mixed are 97%, 4%,  $-0.4\%$  and  $-0.05\%$  respectively.

#### IV. CORRESPONDENCE BLM/PMC

The role of running coupling in QCD is to absorb the physics of the  $\beta$  function, which governs the running behavior through the renormalization group equations. Any approach to correctly identifying the series  $\beta_i$  for a physical observable will lead to the same identical result. There are different ways to identify the  $N_f$ -series that come from divergent UV-diagrams of the process in the corresponding  $\{\beta_i\}$ -series. This leads to different effective pQCD series, having to correct high orders to have consistent physical predictions. Currently, some of the settings to improve predictions in pQCD are the BLM/PMC correspondence, which is the first approach of PMC [7, 8], the  $\mathcal{R}_\delta$ -scheme or second PMC approach [10, 11] used in this work and the seBLM approach [19, 36], all of them as extensions to higher orders of the successful BLM scaling [18], which is a method to absorb the terms  $N_f$  into an observable to order NLO.

Briefly, the BLM/PMC correspondence determines the shifts between the BLM/PMC scales determined from different renormalization schemes. Order-by-order the terms with the  $\beta$  function are absorbed into the effective running coupling, leaving a series with identical coefficients to a corresponding conformal theory, and the resulting predictions are then scheme and scale independent to each finite order. Unlike the second PMC approach used here, the scaling procedure is simultaneous. Then there is the possibility of obtaining different scales for the two PMC approaches, but at the end of the fitting procedure, the predictions are quite close to each other.

In effect, the BLM Setting to a higher order assigns a different renormalization scale for each order in the perturbative series. We can change the renormalization scale  $\mu_r$  to other BLM scales until we completely absorb those

higher order terms with dependence on  $N_f$  in the running coupling. Simultaneously we find the conformal coefficients. For details, you can consult Ref [7, 8]. The estimation of the decay of the W-boson in hadrons using the BLM/PMC approach is presented in Figure 3 by the dotted curve, while the dashed and solid curves are in the conventional and PMC scaling, respectively, whose determination was presented in the previous section. It was adjusted to a single effective scale at NNLO, determined by Eq. (17) in [7]. In particular,  $Q_{\text{BLM/PMC}}^* = 0.72M_W$  is obtained.

Other formulations for scaling, different from the BLM goal, have emerged in the literature, such as the Fastest Apparent Convergence (FAC) [41] and the Principle of Minimum Sensitivity (PMS) [42, 43], designed to find an optimal renormalization, Whereas BLM, BLM/PMC and PMC are based on the standard renormalization group invariance and manage to eliminate unnecessary systematic errors for high-precision pQCD predictions.

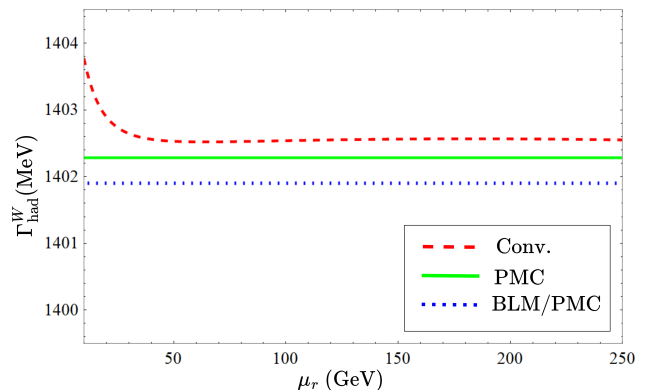


Figure 3: Inclusive hadronic decay of W-boson  $\Gamma_{\text{had}}^W$  up to four-loop level, under conventional scale setting (dash curve), PMC (solid curve), and correspondence BLM/PMC (dotted curve). The input parameters can be found in Section III.

#### V. EXTRACTION OF $|V_{cs}|$

The wide hadronic decay of the W of Eq.(1) involves the sum over the first two rows of the CKM matrix, which correspond to the quarks lighter than the mass of the W-boson. The experimental values of CKM matrix elements are [38]

$$\begin{aligned} |V_{ud}| &= 0.97435 \pm 0.00016, & |V_{us}| &= 0.225 \pm 0.0067, \\ |V_{ub}| &= 0.00369 \pm 0.0001, & |V_{cb}| &= 0.22486 \pm 0.00067, \\ |V_{cs}| &= 0.97349 \pm 0.00016, & |V_{cb}| &= 0.04182^{+0.00085}_{-0.00074}. \end{aligned} \quad (16)$$

The crossed matrix entries  $ud$  and  $cs$  are the most relevant in the hadronic decays of W. The least known value  $|V_{cs}|$  introduces the greatest uncertainty to the decay measurements. From the theoretical expressions and the experimental values of the hadronic width, fixing all the

QCD contribution	$\Gamma^{(0)}$	$\Gamma_{\text{QCD}}^{(1)}$	$\Gamma_{\text{QCD}}^{(2)}$	$\Gamma_{\text{QCD}}^{(3)}$	$\Gamma_{\text{QCD}}^{(4)}$	$\Gamma_{\text{QCD}}^W$
$\Gamma_{\text{QCD}}^W _{\text{PMC}}$	1354.72	54.9881	0.186018	-2.10389	0.303311	1408.09
$\Gamma_{\text{QCD}}^W _{\text{Conv.}}$	1354.72	51.8326	2.79474	-0.968729	-0.0421933	1408.33
$\Gamma_{\text{QCD}}^W$ [30]	1408.980	54.087	2.727	-1.018	-0.245	1464.73
$\Gamma_{\text{QCD}}^W$ [40]	1382.17	52.3450	2.773	-0.925	-0.221	1436.14

Table I: Numerical results for the corrections of the hadronic decay of the W-boson.  $\Gamma^0$  represents the contribution at the Born level,  $\Gamma_{\text{QCD}}^{(i)}$  is the correction in order  $i$ , and  $\Gamma_{\text{QCD}}^W$  is the total value of the conversion of W to hadrons with QCD corrections. The results are presented in the case of PMC adjustment, conventional scaling (Conv.), and the results presented in other works. The numerical values are given in MeV and the input parameters can be found in Section III.

SM parameters, we can use the value obtained in this work to indirectly estimate the sum in Eq.(2), it has the value of:  $\sum_{i,j} |V_{i,j}|_{\text{PMC}}^2 = 1.98783$ . The values obtained for the charm-strange mixing parameter

$$|V_{cs}|_{\text{conv.}} = 0.967222, \quad (17)$$

$$|V_{cs}|_{\text{PMC}} = 0.967045. \quad (18)$$

Those two values are consistent with the PDG average value mostrado en (16).

## VI. SUMMARY

Conventionally, the decay width of the W boson in hadrons can be determined, where the imposed scale is typically set to  $M_W$ , and the errors are estimated keeping in mind a scale range of  $\mu_r \in [M_W/2, 2M_W]$ . The determination of the decay via this procedure introduces ambiguities of scale and renormalization scheme to a fixed estimation order. In practice, any observable in pQCD in a conventional setting introduces the same ambiguities and loses predictive power. The PMC formalism presents a solution to the above problem, by utilizing a renormalization scaling optimization for a high-energy process, based on the standard invariance of the renormalization group.

In this work, an accurate prediction of the hadronic decay width of the W boson has been presented by applying the PMC single scaling approach to disambiguate the conventional renormalization scaling in Eq.(15).

Under the conventional adjustment, the QCD corrections up to four-loop present a dependency on the scale, which decreases when including higher corrections, while predictions made in the PMC adjustment are independent of the initial scale; this comparison of configurations is presented in Figures 1 and 2. Including the QCD corrections, the value of the wide hadronic decay of the W-

boson presented in Table I was obtained (including the determination in the conventional fit).

Because there are different ways to identify the  $N_f$ -terms to  $\beta$ -series, leading to different effective observables, in Figure 3 the decay  $W \rightarrow \text{hadrons}$  are presented, under the adjustments: conventional, PMC and the correspondence BLM / PMC. In this last case it was obtained

$$\Gamma_{\text{had}}^W|_{\text{BLM/PMC}} = 1401.9 \text{ MeV} \quad (19)$$

The values obtained under the PMC and Correspondence BLM/PMC resolved the scheme and scale ambiguity and delivered a better prediction. In the last section, a value of the CKM matrix element,  $|V_{cs}|$ , is presented, determined indirectly by the hadronic decay of W in the case of conventional adjustment and PMC.

**Declaration of competing interest:** The authors declare that they have no known competing financial interests or personal relationships that could have appeared to influence the work reported in this paper.

**Acknowledgement:** This work was supported by Project PIIC No. 026/2019 DPP-USM, and by ANID PIA/APOYO AFB180002 (Chile).

## Appendix A: The PMC reduced perturbative coefficients

In this appendix, we present the reduced coefficients  $\hat{r}_{i,j}$  for the perturbative series of the hadronic decay of the W boson, which can be obtained from the two-point correlator related to the Adler function calculated [22–24, 31–35]

$$\hat{r}_{1,0} = 4, \quad (A1)$$

$$\hat{r}_{2,1} = \frac{11}{T} - \frac{8}{T}\zeta_3, \quad (A2)$$

$$\hat{r}_{2,0} = \frac{730}{3} - \frac{121C_A}{3T} - 176\zeta_3 + \frac{88C_A}{3T}\zeta_3, \quad (A3)$$

$$\hat{r}_{3,2} = \frac{302}{9T^2} - \frac{76}{3T^2}\zeta_3 - \pi^2 \frac{1}{3T^2}, \quad (A4)$$



$$\hat{r}_{3,1} = \frac{1}{T} \left( \frac{7847}{9} - \frac{55C_A}{2} - \frac{33C_F}{2} - \frac{2096}{3}\zeta_3 + 20C_A\zeta_3 + 12C_F\zeta_3 + \frac{200}{3}\zeta_5 \right) - \frac{1}{T^2} \left( \frac{3322C_A}{27} - \frac{836C_A}{9}\zeta_3 \right) - \pi^2 \left( \frac{22}{3T} - \frac{11C_A}{9T^2} \right) \quad (\text{A5})$$

$$\begin{aligned} \hat{r}_{3,0} = & \frac{174058}{9} - 17648\zeta_3 + \frac{8800}{3}\zeta_5 - \frac{1}{T} \left( \frac{172634C_A}{27} - 77C_A^2 - 121C_AC_F - \frac{46112C_A}{9}\zeta_3 \right. \\ & \left. + 56C_A^2\zeta_3 + 88C_AC_F\zeta_3 + 4400C_A\zeta_5 \right) + \frac{1}{T^2} \left( \frac{36542C_A^2}{81} + \frac{9196C_A^2}{27}\zeta_3 \right) \\ & - \pi^2 \left( \frac{484}{3} - \frac{484C_A}{9T} + \frac{121C_A^2}{27T^2} \right) \end{aligned} \quad (\text{A6})$$

$$\hat{r}_{4,3} = \frac{1}{T^3} \left( \frac{6131}{54} - \frac{203\zeta_3}{3} - 30\zeta_5 \right) - \pi^2 \left( \frac{11}{4T^3} - \frac{2\zeta_3}{T^3} \right), \quad (\text{A7})$$

$$\begin{aligned} \hat{r}_{4,2} = & -\frac{1}{T} \left( \frac{869C_A}{72} \frac{121C_F}{12} - \frac{79C_A\zeta_3}{9} - \frac{22C_F\zeta_3}{3} \right) + \frac{1}{T^2} \left( +\frac{1045381}{324} - \frac{3775C_A}{27} - \frac{755C_F}{9} + 40\zeta_3^2 \right. \\ & \left. \frac{950C_A\zeta_3}{9} + \frac{190C_F\zeta_3}{3} - \frac{40655\zeta_3}{18} - \frac{4160\zeta_5}{9} \right) + \frac{1}{T^3} \left( \frac{2233\zeta_3C_A}{9} + 110\zeta_5C_A - \frac{67441C_A}{162} \right) \\ & - \pi^2 \left( \frac{593}{9T^2} - \frac{25C_A}{18T^2} - \frac{5C_F}{6T^2} - \frac{44\zeta_3}{T^2} - \frac{121C_A}{12T^3} + \frac{22C_A\zeta_3}{3T^3} \right), \end{aligned} \quad (\text{A8})$$

$$\begin{aligned} \hat{r}_{4,1} = & \frac{1}{T} \left( \frac{13044007}{162} - \frac{78470C_A}{27} + \frac{649C_A^2}{18} - \frac{15694C_F}{9} + \frac{77C_F^2}{2} + \frac{4367C_AC_F}{36} - \frac{195280\zeta_3}{3} + 3520\zeta_3^2 \right. \\ & \left. + \frac{20960C_A\zeta_3}{9} - \frac{236}{9}C_A^2\zeta_3 - 28C_F^2\zeta_3 + \frac{4192C_F\zeta_3}{3} - \frac{794}{9}C_AC_F\zeta_3 - \frac{118700\zeta_5}{27} - \frac{2000}{9}C_A\zeta_5 \right. \\ & \left. - \frac{400C_F\zeta_5}{3} - \frac{5320\zeta_7}{9} \right) + \frac{1}{T^2} \left( -\frac{11499191C_A}{486} + \frac{49075C_A^2}{81} + \frac{1661C_AC_F}{3} + \frac{447205C_A\zeta_3}{27} \right. \\ & \left. - \frac{12350}{27}C_A^2\zeta_3 - 418C_AC_F\zeta_3 - \frac{880}{3}C_A\zeta_3^2 + \frac{91520C_A\zeta_5}{27} \right) + \frac{1}{T^3} \left( \frac{741851C_A^2}{486} - \frac{24563C_A^2\zeta_3}{27} \right. \\ & \left. - \frac{1210C_A^2\zeta_5}{3} \right) + \pi^2 \left( -\frac{4526}{3T} + \frac{220C_A}{9T} + \frac{44C_F}{3T} + \frac{968\zeta_3}{T} + \frac{13046C_A}{27T^2} - \frac{325C_A^2}{54T^2} - \frac{968C_A\zeta_3}{3T^2} \right. \\ & \left. - \frac{11C_AC_F}{2T^2} + \frac{242\zeta_3C_A^2}{9T^3} - \frac{1331C_A^2}{36T^3} \right) \end{aligned} \quad (\text{A9})$$

$$\begin{aligned} \hat{r}_{4,0} = & \frac{144939499}{81} - \frac{45547960}{27}\zeta_3 + 174240\zeta_3^2 + \frac{527560}{9}\zeta_5 - \frac{117040}{3}\zeta_7 - \frac{1}{T} \left( \frac{143484077C_A}{162} - \frac{109858C_A^2}{9} \right. \\ & \left. - \frac{3157C_A^3}{24} - \frac{172634C_AC_F}{9} + \frac{1661C_A^2C_F}{3} + \frac{847C_AC_F^2}{2} + \frac{45547960}{27}\zeta_3 - \frac{2148080C_A}{3}\zeta_3 \right. \\ & \left. + \frac{29344C_A^2}{3}\zeta_3 + \frac{287C_A^3}{3} + \frac{46112C_AC_F}{3}\zeta_3 - \frac{1208C_A^2C_F}{3}\zeta_3 - 308C_AC_F^2\zeta_3 + 38720C_A\zeta_3^2 \right. \\ & \left. - \frac{1305700C_A}{27}\zeta_5 - \frac{2800C_A^2}{3}\zeta_5 - \frac{4400C_AC_F}{3}\zeta_5 - \frac{58520C_A}{9}\zeta_7 \right) + \frac{1}{T^2} \left( \frac{126491101C_A^2}{772} - \frac{46508C_A^3}{27} \right. \\ & \left. - \frac{73084C_A^2C_F}{27} - \frac{4919255C_A^2}{54}\zeta_3 + \frac{11704C_A^3}{9}\zeta_3 + \frac{18392C_A^2C_F}{9}\zeta_3 + \frac{4840C_A^2}{3}\zeta_3^2 - \frac{503360C_A^2}{27}\zeta_5 \right) \\ & - \frac{1}{T^3} \left( \frac{8160361C_A^3}{1458} - \frac{270193C_A^3}{81}\zeta_3 - \frac{13310C_A^3}{9}\zeta_5 \right) + \pi^2 \left( \frac{99550}{3} + \frac{49786C_A}{3T} - \frac{308C_A^2}{3T} \right. \\ & \left. - \frac{484C_AC_F}{3T} - \frac{71753C_A^2}{27T^2} + \frac{154C_A^3}{9T^2} + \frac{242C_A^2C_F}{9T^2} + \frac{14641C_A^3}{108T^3} + 21296\zeta_3 - \frac{10648C_A}{T}\zeta_3 \right. \\ & \left. + \frac{5324C_A^2}{3T^2}\zeta_3 - \frac{2662C_A^3}{27T^3}\zeta_3 \right). \end{aligned} \quad (\text{A10})$$

The factors proportional to  $\pi^2$  come from the analytic continuation in the Euclidean region as noted in [37]. The

factors  $T$ ,  $C_A$ , and  $C_F$  are the color factors of the gauge group  $SU(3)_C$ . The  $\zeta_i$  are the Riemann zeta function.

- 
- [1] S. Abachi *et al.* [D0], “ $W$  and  $Z$  boson production in  $p\bar{p}$  collisions at  $\sqrt{s} = 1.8$  TeV,” *Phys. Rev. Lett.* **75**, 1456-1461 (1995) doi:10.1103/PhysRevLett.75.1456 [arXiv:hep-ex/9505013 [hep-ex]].
  - [2] M. Aaboud *et al.* [ATLAS], “Precision measurement and interpretation of inclusive  $W^+$ ,  $W^-$  and  $Z/\gamma^*$  production cross sections with the ATLAS detector,” *Eur. Phys. J. C* **77**, no.6, 367 (2017) doi:10.1140/epjc/s10052-017-4911-9 [arXiv:1612.03016 [hep-ex]].
  - [3] R. Aaij *et al.* [LHCb], “Measurement of forward  $W \rightarrow e\nu$  production in  $pp$  collisions at  $\sqrt{s} = 8$  TeV,” *JHEP* **10**, 030 (2016) doi:10.1007/JHEP10(2016)030 [arXiv:1608.01484 [hep-ex]].
  - [4] A. Tumasyan *et al.* [CMS], “Precision measurement of the  $W$  boson decay branching fractions in proton-proton collisions at  $\sqrt{s} = 13$  TeV,” *Phys. Rev. D* **105**, no.7, 072008 (2022) doi:10.1103/PhysRevD.105.072008 [arXiv:2201.07861 [hep-ex]].
  - [5] S. J. Brodsky and L. Di Giustino, “Setting the Renormalization Scale in QCD: The Principle of Maximum Conformality,” *Phys. Rev. D* **86**, 085026 (2012) doi:10.1103/PhysRevD.86.085026 [arXiv:1107.0338 [hep-ph]].
  - [6] X. G. Wu, Y. Ma, S. Q. Wang, H. B. Fu, H. H. Ma, S. J. Brodsky and M. Mojaza, “Renormalization Group Invariance and Optimal QCD Renormalization Scale-Setting,” *Rept. Prog. Phys.* **78**, 126201 (2015) doi:10.1088/0034-4885/78/12/126201 [arXiv:1405.3196 [hep-ph]].
  - [7] S. J. Brodsky and X. G. Wu, “Scale Setting Using the Extended Renormalization Group and the Principle of Maximum Conformality: the QCD Coupling Constant at Four Loops,” *Phys. Rev. D* **85**, 034038 (2012) [erratum: *Phys. Rev. D* **86**, 079903 (2012)] doi:10.1103/PhysRevD.85.034038 [arXiv:1111.6175 [hep-ph]].
  - [8] S. J. Brodsky and X. G. Wu, “Eliminating the Renormalization Scale Ambiguity for Top-Pair Production Using the Principle of Maximum Conformality,” *Phys. Rev. Lett.* **109**, 042002 (2012) doi:10.1103/PhysRevLett.109.042002 [arXiv:1203.5312 [hep-ph]].
  - [9] S. J. Brodsky and X. G. Wu, “Self-Consistency Requirements of the Renormalization Group for Setting the Renormalization Scale,” *Phys. Rev. D* **86**, 054018 (2012) doi:10.1103/PhysRevD.86.054018 [arXiv:1208.0700 [hep-ph]].
  - [10] M. Mojaza, S. J. Brodsky and X. G. Wu, “Systematic All-Orders Method to Eliminate Renormalization-Scale and Scheme Ambiguities in Perturbative QCD,” *Phys. Rev. Lett.* **110**, 192001 (2013) doi:10.1103/PhysRevLett.110.192001 [arXiv:1212.0049 [hep-ph]].
  - [11] S. J. Brodsky, M. Mojaza and X. G. Wu, “Systematic Scale-Setting to All Orders: The Principle of Maximum Conformality and Commensurate Scale Relations,” *Phys. Rev. D* **89**, 014027 (2014) doi:10.1103/PhysRevD.89.014027 [arXiv:1304.4631 [hep-ph]].
  - [12] H. Y. Bi, X. G. Wu, Y. Ma, H. H. Ma, S. J. Brodsky and M. Mojaza, “Degeneracy Relations in QCD and the Equivalence of Two Systematic All-Orders Methods for Setting the Renormalization Scale,” *Phys. Lett. B* **748**, 13-18 (2015) doi:10.1016/j.physletb.2015.06.056 [arXiv:1505.04958 [hep-ph]].
  - [13] J. M. Shen, X. G. Wu, B. L. Du and S. J. Brodsky, “Novel All-Orders Single-Scale Approach to QCD Renormalization Scale-Setting,” *Phys. Rev. D* **95**, no.9, 094006 (2017) doi:10.1103/PhysRevD.95.094006 [arXiv:1701.08245 [hep-ph]].
  - [14] X. D. Huang, X. G. Wu, X. C. Zheng, Q. Yu, S. Q. Wang and J. M. Shen, “ $Z$ -boson hadronic decay width up to  $\mathcal{O}(\alpha_s^4)$ -order QCD corrections using the single-scale approach of the principle of maximum conformality,” *Eur. Phys. J. C* **81**, no.4, 291 (2021) doi:10.1140/epjc/s10052-021-09092-x [arXiv:2008.07362 [hep-ph]].
  - [15] D. Salinas-Arizmendi and I. Schmidt, “Relation between polar and running masses of heavy quarks using the principle of maximum conformality,” [arXiv:2209.06881 [hep-ph]].
  - [16] S. Q. Wang, R. Q. Meng, X. G. Wu, L. Chen and J. M. Shen, “Revisiting the bottom quark forward-backward asymmetry  $A_{FB}$  in electron-positron collisions,” *Eur. Phys. J. C* **80**, no.7, 649 (2020) doi:10.1140/epjc/s10052-020-8234-x [arXiv:2003.13941 [hep-ph]].
  - [17] H. M. Yu, W. L. Sang, X. D. Huang, J. Zeng, X. G. Wu and S. J. Brodsky, “Scale-fixed predictions for  $\gamma + \eta_c$  production in electron-positron collisions at NNLO in perturbative QCD,” *JHEP* **01**, 131 (2021) doi:10.1007/JHEP01(2021)131 [arXiv:2007.14553 [hep-ph]].
  - [18] S. J. Brodsky, G. P. Lepage and P. B. Mackenzie, “On the Elimination of Scale Ambiguities in Perturbative Quantum Chromodynamics,” *Phys. Rev. D* **28**, 228 (1983) doi:10.1103/PhysRevD.28.228
  - [19] S. V. Mikhailov, “Generalization of BLM procedure and its scales in any order of pQCD: A Practical approach,” *JHEP* **06**, 009 (2007) doi:10.1088/1126-6708/2007/06/009 [arXiv:hep-ph/0411397 [hep-ph]].
  - [20] C. G. Bollini and J. J. Giambiagi, “Dimensional Renormalization: The Number of Dimensions as a Regularizing Parameter,” *Nuovo Cim. B* **12**, 20-26 (1972) doi:10.1007/BF02895558
  - [21] G. 't Hooft and M. J. G. Veltman, “Regularization and Renormalization of Gauge Fields,” *Nucl. Phys. B* **44**, 189-213 (1972) doi:10.1016/0550-3213(72)90279-9
  - [22] P. A. Baikov, K. G. Chetyrkin and J. H. Kuhn, “Order  $\alpha_s^4$  QCD Corrections to  $Z$  and  $\tau$  Decays,” *Phys. Rev. Lett.* **101**, 012002 (2008) doi:10.1103/PhysRevLett.101.012002 [arXiv:0801.1821 [hep-ph]].
  - [23] P. A. Baikov, K. G. Chetyrkin and J. H. Kuhn, “Adler Function, Bjorken Sum Rule, and the Crewther Relation to Order  $\alpha_s^4$  in a General Gauge

- Theory,” Phys. Rev. Lett. **104**, 132004 (2010) doi:10.1103/PhysRevLett.104.132004 [arXiv:1001.3606 [hep-ph]].
- [24] P. A. Baikov, K. G. Chetyrkin, J. H. Kuhn and J. Rittinger, “Complete  $\mathcal{O}(\alpha_s^4)$  QCD Corrections to Hadronic Z-Decays,” Phys. Rev. Lett. **108**, 222003 (2012) doi:10.1103/PhysRevLett.108.222003 [arXiv:1201.5804 [hep-ph]].
- [25] P. A. Baikov, K. G. Chetyrkin, J. H. Kuhn and J. Rittinger, “Vector Correlator in Massless QCD at Order  $\mathcal{O}(\alpha_s^4)$  and the QED beta-function at Five Loop,” JHEP **07**, 017 (2012) doi:10.1007/JHEP07(2012)017 [arXiv:1206.1284 [hep-ph]].
- [26] D. Y. Bardin, S. Riemann and T. Riemann, “Electroweak One Loop Corrections to the Decay of the Charged Vector Boson,” Z. Phys. C **32**, 121-125 (1986) doi:10.1007/BF01441360
- [27] A. Denner and T. Sack, “The W boson width,” Z. Phys. C **46**, 653-663 (1990) doi:10.1007/BF01560267
- [28] A. Denner, “Techniques for calculation of electroweak radiative corrections at the one loop level and results for W physics at LEP-200,” Fortsch. Phys. **41**, 307-420 (1993) doi:10.1002/prop.2190410402 [arXiv:0709.1075 [hep-ph]].
- [29] B. A. Kniehl, F. Madricardo and M. Steinhauser, “Gauge independent W boson partial decay widths,” Phys. Rev. D **62**, 073010 (2000) doi:10.1103/PhysRevD.62.073010 [arXiv:hep-ph/0005060 [hep-ph]].
- [30] D. Kara, “Corrections of Order  $\alpha\alpha_s$  to W Boson Decays,” Nucl. Phys. B **877**, 683-718 (2013) doi:10.1016/j.nuclphysb.2013.10.024 [arXiv:1307.7190 [hep-ph]].
- [31] T. Appelquist and H. Georgi, “ $e^+e^-$  annihilation in gauge theories of strong interactions,” Phys. Rev. D **8**, 4000-4002 (1973) doi:10.1103/PhysRevD.8.4000
- [32] K. G. Chetyrkin, A. L. Kataev and F. V. Tkachov, “Higher Order Corrections to Sigma-t ( $e^+e^- \rightarrow$  Hadrons) in Quantum Chromodynamics,” Phys. Lett. B **85**, 277-279 (1979) doi:10.1016/0370-2693(79)90596-3
- [33] M. Dine and J. R. Sapirstein, “Higher Order QCD Corrections in  $e^+e^-$  Annihilation,” Phys. Rev. Lett. **43**, 668 (1979) doi:10.1103/PhysRevLett.43.668
- [34] S. G. Gorishnii, A. L. Kataev and S. A. Larin, “The  $\mathcal{O}(\alpha_s^3)$ -corrections to  $\sigma_{tot}(e^+e^- \rightarrow hadrons)$  and  $\Gamma(\tau^- \rightarrow \nu_\tau + hadrons)$  in QCD,” Phys. Lett. B **259**, 144-150 (1991) doi:10.1016/0370-2693(91)90149-K
- [35] K. G. Chetyrkin, “Corrections of order  $\alpha_s^3$  to R(had) in pQCD with light gluinos,” Phys. Lett. B **391**, 402-412 (1997) doi:10.1016/S0370-2693(96)01478-5 [arXiv:hep-ph/9608480 [hep-ph]].
- [36] A. L. Kataev and S. V. Mikhailov, “New perturbation theory representation of the conformal symmetry breaking effects in gauge quantum field theory models,” Theor. Math. Phys. **170**, 139-150 (2012) doi:10.1007/s11232-012-0016-7 [arXiv:1011.5248 [hep-ph]].
- [37] M. R. Pennington and G. G. Ross, “Perturbative QCD for Timelike Processes: What Is the Best Expansion Parameter?,” Phys. Lett. B **102**, 167-171 (1981) doi:10.1016/0370-2693(81)91055-8
- [38] P. A. Zyla *et al.* [Particle Data Group], PTEP **2020**, no.8, 083C01 (2020) doi:10.1093/ptep/ptaa104
- [39] D. d’Enterria and M. Srebre, “ $\alpha_s$  and  $V_{cs}$  determination, and CKM unitarity test, from W decays at NNLO,” Phys. Lett. B **763**, 465-471 (2016) doi:10.1016/j.physletb.2016.10.012 [arXiv:1603.06501 [hep-ph]].
- [40] D. d’Enterria and V. Jacobsen, “Improved strong coupling determinations from hadronic decays of electroweak bosons at N<sup>3</sup>LO accuracy,” [arXiv:2005.04545 [hep-ph]].
- [41] G. Grunberg, “Renormalization Group Improved Perturbative QCD,” Phys. Lett. B **95**, 70 (1980) [erratum: Phys. Lett. B **110**, 501 (1982)] doi:10.1016/0370-2693(80)90402-5
- [42] P. M. Stevenson, “Resolution of the Renormalization Scheme Ambiguity in Perturbative QCD,” Phys. Lett. B **100**, 61-64 (1981) doi:10.1016/0370-2693(81)90287-2
- [43] P. M. Stevenson, Phys. Rev. D **23**, 2916 (1981) doi:10.1103/PhysRevD.23.2916