

Spin canting and lattice symmetry in La_2CuO_4

Xiao Hu,¹ A. Sapkota,^{2,1} V. O. Garlea,³ G. D. Gu,¹ I. A. Zaliznyak,¹ and J. M. Tranquada^{1,*}

¹Condensed Matter Physics and Materials Science Division,
Brookhaven National Laboratory, Upton, New York 11973-5000, USA

²Ames Laboratory, Iowa State University, Ames, IA 50011, USA.

³Neutron Scattering Division, Oak Ridge National Laboratory, Oak Ridge, Tennessee 37831, USA
(Dated: October 5, 2022)

While the dominant magnetic interaction in La_2CuO_4 is superexchange between nearest-neighbor Cu moments, the pinning of the spin direction depends on weak anisotropic effects associated with spin-orbit coupling. The symmetry of the octahedral tilt pattern allows an out-of-plane canting of the Cu spins, which is compensated by an opposite canting in nearest-neighbor layers. A strong magnetic field applied perpendicular to the planes can alter the spin canting pattern to induce a weak ferromagnetic phase. In light of recent evidence that the lattice symmetry is lower than originally assumed, we take a new look at the nature of the field-induced spin-rotation transition. Comparing low-temperature neutron diffraction intensities for several magnetic Bragg peaks measured in fields of 0 and 14 T, we find that a better fit is provided by a model in which spins in neighboring layers counter-rotate in plane, resulting in a noncollinear configuration. This model allows a consistent relationship between lattice symmetry and spin orientation at all Cu sites.

I. INTRODUCTION

Interest in La_2CuO_4 , the parent compound of the original high-temperature superconductor family [1, 2], was renewed recently with the discovery by Taillefer and coworkers that, at low temperature, it exhibits an unusually large thermal Hall conductivity [3]. The original measurements were performed in a c -axis magnetic field of 15 T, which puts the system into the weak ferromagnetic phase, associated with a field-induced in-phase alignment of the small out-of-plane canting of the Cu spins [4, 5]. Further studies have provided evidence that the thermal Hall conductivity is due to phonons [6] and that a sizable response can also be found in nonmagnetic compounds such as SrTiO_3 [7]. While a number of possible explanations based on intrinsic effects have been proposed [8–10], extrinsic effects involving skew scattering off of defects might be the dominant effect [11, 12]. Nevertheless, experimentalists have discussed the effect in terms of chiral phonons [6, 13].

Following on work by Reehuis *et al.* [5], we recently demonstrated [14] that the structural symmetry of La_2CuO_4 is lower than originally determined [15, 16]. In particular, the ordered rotation of the CuO_6 octahedra includes a small component rotated around the Cu-O bond axis, with associated anomalous soft phonons. A complete softening of such phonons occurs in the related compound $\text{La}_{1.8}\text{Eu}_{0.2}\text{CuO}_4$ below 133 K [17]. Similarities between the magnetization of that low-temperature phase and the field-induced weak-ferromagnetic phase of La_2CuO_4 led us to wonder whether the soft phonons might couple to the canted spins in an interesting way (despite the fact that measurements on other cuprates indicate that canted moments are not essential for observation of a large thermal Hall conductivity [13]).

We have used neutron scattering to study the impact of a 14-T magnetic field applied along the c -axis of a crystal of La_2CuO_4 . We find that the structure is quite stable to the field, and no significant change to phonons was detected. The measurements did, however, provide an opportunity to reconsider the proposed model for the weak ferromagnetic phase. We propose a new model involving a noncollinear arrangement of spins in neighboring planes and show that it gives a better fit to our measured magnetic peak intensities.

To provide context, we note that, as La_2CuO_4 is a charge-transfer correlated insulator [18, 19], it exhibits strong antiferromagnetic correlations within the CuO_2 planes from high temperatures [20–22] driven by a large nearest-neighbor superexchange energy [23, 24]. Antiferromagnetic order [25, 26] develops below a Néel temperature of $T_N \sim 325$ K [27], which is sensitive to oxygen stoichiometry [28]. While the ordered Cu moments lie largely within the CuO_2 planes [see Fig. 1(a)] [25], there is a small canting perpendicular to the planes that is apparent as a rise in the magnetization (measured with a field perpendicular to the planes) on cooling toward T_N , where the magnetic layers are decoupled; below T_N , the canting in neighboring layers cancels out, resulting in a decrease in the magnetization [29, 30].

The spin canting has been explained [29] as a consequence of exchange terms resulting from the effects of spin-orbit coupling as originally identified by Dzyaloshinsky [31] and Moriya [32] (DM). The evaluation of the DM interaction for cuprates with particular lattice symmetries is not trivial, and it received considerable attention in the decade following the discovery of cuprate superconductivity [33–40]. Empirically, the moment direction and canting in zero field are found to be orthogonal to the octahedral rotation axis [17, 41].

Given that the octahedral rotation axis in La_2CuO_4 is now known to be different than previously assumed [14], it is worthwhile to consider its impact on spin order.

* jtran@bnl.gov

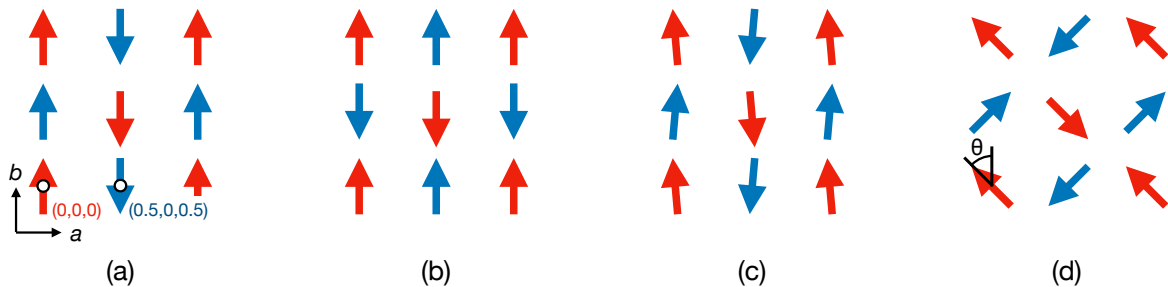


FIG. 1. Schematics of possible spin configurations in CuO_2 layers, with each arrow representing a Cu spin, red spins in one layer and blue in the neighboring layer, shifted by $0.5c$, all viewed looking down the c axis. The definition of the spin rotation angle θ is indicated in (d). (a) Conventional model of antiferromagnetic order in zero field. (b) Conventional model of order in the weak ferromagnetic phase, with spins in the neighboring layer (blue) rotated by π . (c) Zero-field model allowing for canting of spins, following the octahedral tilt direction in the revised structure, plotted here with $\alpha \approx 0.03\pi$. (d) Proposed model for the weak ferromagnetic phase, with spins in the first (second) layer rotated by $\pi/4$ ($-\pi/4$).

In the original interpretation of the weak ferromagnetic phase in La_2CuO_4 , it was assumed that at a sufficiently high field, spins in every other CuO_2 plane flip their direction in-plane, as indicated in Fig. 1(b), so that the small out-of-plane moments in all layers are in phase; however, the octahedral tilt pattern was presumed to remain unchanged. That would mean that the relationship between spin direction and octahedral tilt angle is different in every other layer, which raises the question of energetic inequivalence. We show that a model in which the spins in neighboring layers rotate by $\pi/4$ in opposite directions [see Fig. 1(d)] can provide an improved fit to measured magnetic superlattice peak intensities.

While this may be viewed as a minor detail, such details matter. For example, it appears that anisotropies due to DM interactions plus Coulomb exchange interactions determine the directions of ordered spins in cuprates [17, 37, 39]. If so, this applies to the case of spin-stripe order in superconducting $\text{La}_{1.875}\text{Ba}_{0.125}\text{CuO}_4$ [42], which is also associated with the onset of two-dimensional superconductivity [43]. It follows that a proper understanding of the role of DM interactions is likely important for comprehending the occurrence of long-range pair-density-wave order [44, 45].

The rest of the paper is organized as follows. After a description of the experimental methods, the results are presented in Sec. III and analyzed in Sec. IV. We end with a summary and discussion in Sec. V.

II. EXPERIMENTAL METHODS

The La_2CuO_4 sample studied here is the same 11-g vacuum-annealed crystal used previously in [14]. Based on the temperature dependent peak in the magnetic susceptibility, $T_N = 327$ K. The lattice parameters of the sample are $a \approx b \approx 5.37$ Å and $c \approx 13.1$ Å. We will express the momentum transfer $Q = (H, K, L)$ in reciprocal-lattice units (r.l.u.) given by $(2\pi/a, 2\pi/b, 2\pi/c)$.

The present neutron scattering experiment was performed on the HYSPEC spectrometer [46] at the Spallation Neutron Source, Oak Ridge National Laboratory. The crystal was mounted in the 14-T vertical-field magnet, with the c axis parallel to the magnetic field and transverse to the horizontal scattering plane. The sample orientation with respect to the incident beam could be changed by rotation about the vertical axis. An incident energy of 27 meV was selected and the Fermi chopper frequency was set at 300 Hz. For measurements of the magnetic peak intensities, the center of the movable area detector was set to 34° . Data were collected over a range of sample angles with steps of 0.25° between measurements.

Some measurements at larger Q were performed with the detector at -59° . In particular, measurements of the (040) and $(\bar{4}00)$ peaks, with a step size of 0.1° , are shown in Fig. 2. As one can see, there is one dominant domain with two twin domains rotated with respect to it by $\pm 89^\circ$.

For convenience, we will label reflections according to the dominant domain; for the low- Q peaks, the twin domains are not well resolved, so that integrated intensities combine the dominant and twin reflections. We measured the (100), (120), and (300) reflections, where the dominant domain has magnetic reflections, and (010) and (210) peaks, where the magnetic signal of the twin domains appears. Data were collected in fields of 0 and 14 T applied along the c axis.

III. RESULTS

To check the impact of the magnetic field on the crystal structure, we show in Fig. 3 nuclear scattering along longitudinal cuts through the $(-4, 0, 0)$ and $(0, 4, 0)$ positions (with integration over the transverse directions) in fields of 0 and 14 T. As one can see, there is no significant change with field of either the orthorhombic splitting or the peak intensities.

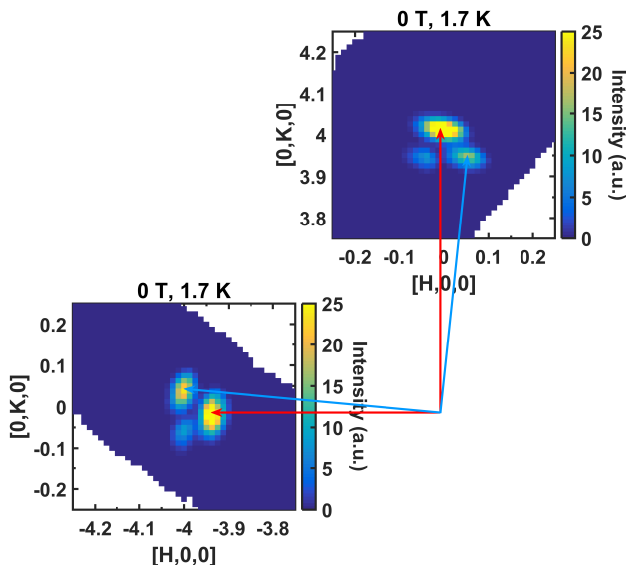


FIG. 2. Maps of intensities around $(\bar{4}00)$ and (040) reflections; red arrows point to the reflections from the dominant domain, while blue arrows correspond to one of the two twin domains.

As the structure is unaffected by the field, we turn to the magnetic reflections. Previous neutron diffraction studies of the field-induced transition to the weak ferromagnetic phase have focused on the (100) and (210) magnetic peaks [4, 5]. The integrated intensities of those peaks, along with (010) and (120) , and their dependence on field are listed in Table I. [Note that the (210) and (120) reflections are close to an Al powder ring from the sample holder, so that some careful subtraction of the Al ring had to be done.] A complication is that there are structural superlattice peaks allowed at (010) and (210) [5, 14], and we were not able to separate the scattering from the twin domains from the main domain. As a re-

TABLE I. Integrated intensities of superlattice peaks (in arbitrary units) at $T = 1.7$ K vs. field.

$(HK0)$	$I(B = 0)$	$I(B = 14\text{ T})$
(100)	2.51 ± 0.07	0.72 ± 0.07
(010)	3.39 ± 0.08	3.25 ± 0.08
(120)	4.53 ± 0.16	4.65 ± 0.16
(210)	9.03 ± 0.19	11.61 ± 0.20
(300)	1.98 ± 0.11	0.76 ± 0.10

sult, modeling of the measured intensities must account for both the magnetic and nuclear scattering from all domains at each of these four peaks.

IV. ANALYSIS

It has been established empirically that the spin direction tends to align with the octahedral tilt direction (perpendicular to the octahedral rotation axis) [17, 41]. In the low-temperature-orthorhombic (LTO) structure, long believed to characterize La_2CuO_4 , the octahedral tilts point along the b axis. Neutron diffraction studies have shown that the Cu magnetic moment is largely transverse to the a axis, roughly consistent with this picture, as indicated in Fig. 1(a). The recent neutron evidence indicates that the octahedral tilt direction deviates slightly from the b axis, with that deviation alternating its orientation from one layer to the next.

Let us consider two adjacent CuO_2 planes. To describe the spin directions, we consider site $j = 1$ in the first layer at $\mathbf{R} = (0, 0, 0)$ and site $j = 2$ in the second layer at $\mathbf{R} = (\frac{1}{2}, 0, \frac{1}{2})$. The spin direction at each site can be written as

$$\hat{\mathbf{S}}_j = (\sin \theta_j, \cos \theta_j, 0); \quad (1)$$

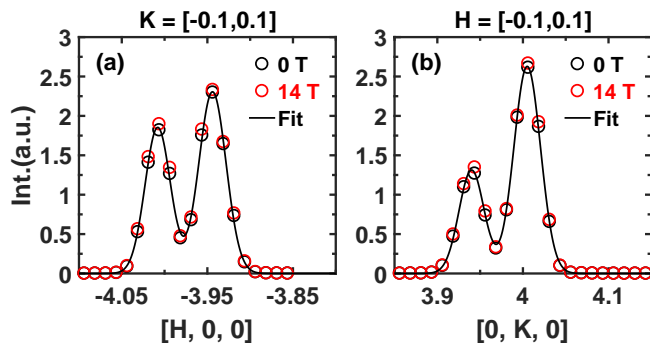


FIG. 3. Plot of Bragg peaks near (a) $(-4, 0, 0)$ and (b) (040) , in $B = 0$ (black) and $B = 14$ T (red). In (a) [(b)], the data have been integrated over $K = 0 \pm 0.1$ [$H = 0 \pm 0.1$] to catch the intensities from all domains. The absence of any detectable change to the orthorhombicity due to the field is readily apparent.

note that we ignore the c -axis component because it is too small to impact neutron scattering measurements. For the nominal LTO phase, it is assumed that $\theta_1 = 0$ and $\theta_2 = \pi$. We now know that the tilt direction is rotated with respect to the b axis (though the precise rotation angle has not been determined) [14]. If we call that rotation α , then $\theta_1 = \alpha$ and $\theta_2 = \pi - \alpha$. The case of spins following the tilt direction, with $\alpha \approx 0.03\pi$, is indicated in Fig. 1(c). As long as α is small, it will have little impact on calculated diffraction intensities, so we will assume $\alpha \sim 0$ for the analysis of zero-field intensities.

Next, we must consider the change in orientation of the spins due to the c -axis magnetic field. For the spin flip model of Thio *et al.* [29], it was assumed that $\theta_2 = \theta_1 = 0$. While this model yields a result in qualitative agreement with experiment, it assumes that spins in one layer remain aligned with the local tilt direction, while those in the next layer are reversed relative to the tilt

direction. That appears to involve rather different energy changes for the two layers.

We wish to consider a new model, in which the c -axis field induces energetically-equivalent spin rotations in the two layers, with $\theta_1 = \pi/4$ and $\theta_2 = \pi - \pi/4$. The resulting spin configuration is noncollinear, as observed in the low-temperature-tetragonal (LTT) phase of $\text{La}_{1.8}\text{Eu}_{0.2}\text{CuO}_4$, where $\alpha = \pi/4$ in low fields [17].

For magnetic diffraction, only the component of spin perpendicular to \mathbf{Q} contributes. Since we consider only momentum transfers parallel to the planes, $\mathbf{Q} = (H, K, 0)$, we can write the relevant spin vector as

$$\hat{\mathbf{S}}_{\perp j} = (K \sin \theta_j, -H \cos \theta_j, 0)/Q, \quad (2)$$

where $Q = |\mathbf{Q}|$. We can then write the magnetic structure factor as

$$F_{\text{mag}}(H, K, 0) = A f_{\text{Cu}}(\mathbf{Q}) F_{\text{AF}} \left| \hat{\mathbf{S}}_{\perp 1} + \hat{\mathbf{S}}_{\perp 2} e^{i\pi H} \right|, \quad (3)$$

where A is a scale factor (to be determined by fitting) and $F_{\text{AF}} = \cos(\pi H) - \cos(\pi K)$. For the magnetic form factor, $f_{\text{Cu}}(\mathbf{Q})$, we use the results of [47] to obtain the \mathbf{Q} dependence [48].

There is a nuclear contribution for $(H, K, 0)$ with K odd and H even [5]. From our previous study of the same sample, measurements at 332 K (above T_N , where there is no magnetic intensity) we find that $|F_N(2, 1, 0)|^2 / |F_N(0, 1, 0)|^2 = 3.01$ and $|F_N(0, 3, 0)|^2 / |F_N(0, 1, 0)|^2 = 0.70$. We will assume that the ratio remains the same at low temperature, and take $|F_N(0, 1, 0)|$ as a fitting parameter.

The total structure factor at a given \mathbf{Q} is then

$$F_{\text{tot}} = F_{\text{mag}} + F_N, \quad (4)$$

and the measured intensities I are proportional to $|F_{\text{tot}}|^2$. Since we integrate over intensities from twin domains, we still need to take account of the inequivalent reflections that are combined in this way. Let the primary domain be associated with $(H, K, 0)$; then, we will evaluate the effective intensity as

$$I_{\text{eff}}(H, K, 0) = I(H, K, 0) + c \cdot I(K, H, 0), \quad (5)$$

where c is the relative intensity of the minority twin domains relative to the main domain for the same \mathbf{Q} . The value $c = 0.598$ was determined from the intensities of the resolved twin domains for the $(\bar{4}00)$ and (040) reflections.

To compare the models with the data, we began by determining the unknown parameters, A and $|F_N(0, 1, 0)|$, by fitting the zero-field data. The results are shown in Fig. 4(a) and correspond to $\chi^2 = 10$. With the parameters fixed, we evaluated the two models, spin rotation and spin flip, on the data obtained in the c -axis magnetic field of 14 T. We find that the spin-rotation model gives a better fit ($\chi^2 = 134$) than does the spin-flip model ($\chi^2 = 155$), as indicated in Fig. 4(b).

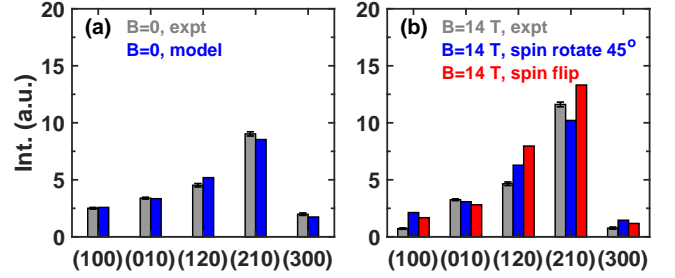


FIG. 4. Comparison of measured magnetic peak intensities (a) at zero field and (b) at 14 T, with fits to the models.

We chose the model of spin rotation by $\Delta\theta = \pm 45^\circ$ in analogy with $\text{La}_{1.8}\text{Eu}_{0.2}\text{CuO}_4$ [17]; however, the spin direction in the latter case is tied to the orientation of the octahedral tilts. In high field, with the spins rotated relative to the octahedral tilt directions, there is nothing special about $\Delta\theta = \pm 45^\circ$. If we allow $\Delta\theta$ to vary, we find an improved fit with $\Delta\theta \approx \pm 79^\circ$, where $\chi^2 = 114$. A calculation with $\Delta\theta = \pm 90^\circ$ yields a quality of fit that is only slightly worse.

V. SUMMARY AND DISCUSSION

Previous neutron diffraction tests [4, 5] of the transition to the weak ferromagnetic phase induced by a c -axis magnetic field observed changes in the intensities of the (100) and (210) magnetic peaks that were qualitatively consistent with the original proposal that Cu spins in half of the CuO_2 planes flip their direction [29]. While we cannot rule out that model, our quantitative analysis of several peaks indicates a better fit with a model that treats the layers uniformly, allowing for field-induced spin rotations to result in a noncollinear state.

This result is intriguing on its own, but we think it also has relevance to understanding other experimental observations. For example, we have already mentioned the peak in the magnetic susceptibility observed at T_N when the magnetic field is applied along the c axis [29, 30]. That situation became more complicated when measurements on a detwinned crystal revealed that there was also a peak in the susceptibility when the field is applied along the orthorhombic b axis [30]. A theoretical analysis including both the DM and pseudodipolar direct exchange interactions provided a qualitative description of this effect, assuming that the lattice symmetry corresponds to space group $Bmab$ [49]. We suggest that including the slight in-plane canting of the spin directions due to the small adjustment of the octahedral tilt axes in space group $P2_111$ [14] may lead to better agreement with experiment [30].

Another related issue is the static spin stripe order observed in $\text{La}_{1.875}\text{Ba}_{0.125}\text{CuO}_4$ [42], which has the low-temperature tetragonal (LTT, space group $P4_2/ncm$) structure [50, 51]. The pinning of the spin direction

generally depends on anisotropy of the exchange interactions, which requires consideration of both spin-orbit and Coulomb exchange interactions [37, 39]. (A small energy gap of ~ 0.7 meV in the spin excitations, as expected for anisotropic spin couplings, was observed at low temperature [52].) For in-plane magnetic field, the anisotropy of the spin-flip transition with field relative to the Cu-O bond directions is consistent with a zero-field orientation of spins perpendicular to the octahedral tilt axes, which corresponds to orthogonal spin directions in neighboring planes [53]. There have been conflicting predictions [37, 40] for the Cu spin orientation in cuprates with LTT structure, where experimental results [17] are more consistent with [37]. Our new result provides another experimental constraint that requires a consistent understanding.

A related puzzle in $\text{La}_{1.875}\text{Ba}_{0.125}\text{CuO}_4$ is the observation of a finite magneto-optical Kerr effect that onsets with the transition to the LTT phase [54] where charge-stripe order onsets [42, 51, 55]. It was measured with a technique such that the finite Kerr effect implies time-reversal symmetry breaking [56, 57]. Further measurements provided evidence for chirality in association with

the Kerr effect [58]. Theoretical analyses have considered the possibility of chiral-nematic charge order [59] as well as charge stripes plus spin-orbit coupling [60]. DM interactions are a logical spin-orbit effect to expect, and combining nematic spin-stripe order with the charge stripes might provide a basis for understanding the Kerr effect results, especially if there are interesting correlations between neighboring layers along the c axis. Further theoretical work is needed.

VI. ACKNOWLEDGMENTS

We thank Melissa Graves-Brook for assistance with the experiment at HYSPEC. Work at Brookhaven is supported by the Office of Basic Energy Sciences, Materials Sciences and Engineering Division, U.S. Department of Energy (DOE) under Contract No. DE-SC0012704. A portion of this research used resources at the Spallation Neutron Source and the High Flux Isotope Reactor, DOE Office of Science User Facilities operated by Oak Ridge National Laboratory.

-
- [1] J. G. Bednorz, M. Takashige, and K. A. Müller, Preparation and characterization of alkaline-earth substituted superconducting La_2CuO_4 , *Mat. Res. Bull.* **22**, 819 (1987).
 - [2] B. Keimer, S. A. Kivelson, M. R. Norman, S. Uchida, and J. Zaanen, From quantum matter to high-temperature superconductivity in copper oxides, *Nature* **518**, 179 (2015).
 - [3] G. Grissonnanche, A. Legros, S. Badoux, E. Lefrançois, V. Zlatko, M. Lizaïre, F. Laliberté, A. Gourgout, J. S. Zhou, S. Pyon, T. Takayama, H. Takagi, S. Ono, N. Doiron-Leyraud, and L. Taillefer, Giant thermal Hall conductivity in the pseudogap phase of cuprate superconductors, *Nature* **571**, 376 (2019).
 - [4] M. A. Kastner, R. J. Birgeneau, T. R. Thurston, P. J. Picone, H. P. Jenssen, D. R. Gabbe, M. Sato, K. Fukuda, S. Shamoto, Y. Endoh, K. Yamada, and G. Shirane, Neutron-scattering study of the transition from antiferromagnetic to weak ferromagnetic order in La_2CuO_4 , *Phys. Rev. B* **38**, 6636 (1988).
 - [5] M. Reehuis, C. Ulrich, K. Prokeš, A. Gozar, G. Blumberg, S. Komiya, Y. Ando, P. Pattison, and B. Keimer, Crystal structure and high-field magnetism of La_2CuO_4 , *Phys. Rev. B* **73**, 144513 (2006).
 - [6] G. Grissonnanche, S. Thériault, A. Gourgout, M. E. Boulanger, E. Lefrançois, A. Ataei, F. Laliberté, M. Dion, J. S. Zhou, S. Pyon, T. Takayama, H. Takagi, N. Doiron-Leyraud, and L. Taillefer, Chiral phonons in the pseudogap phase of cuprates, *Nat. Phys.* **16**, 1108 (2020).
 - [7] X. Li, B. Fauqué, Z. Zhu, and K. Behnia, Phonon Thermal Hall Effect in Strontium Titanate, *Phys. Rev. Lett.* **124**, 105901 (2020).
 - [8] R. Samajdar, M. S. Scheurer, S. Chatterjee, H. Guo, C. Xu, and S. Sachdev, Enhanced thermal Hall effect in the square-lattice Néel state, *Nat. Phys.* **15**, 1290 (2019).
 - [9] J. H. Han, J.-H. Park, and P. A. Lee, Consideration of thermal Hall effect in undoped cuprates, *Phys. Rev. B* **99**, 205157 (2019).
 - [10] C. M. Varma, Thermal Hall effect in the pseudogap phase of cuprates, *Phys. Rev. B* **102**, 075113 (2020).
 - [11] J.-Y. Chen, S. A. Kivelson, and X.-Q. Sun, Enhanced Thermal Hall Effect in Nearly Ferroelectric Insulators, *Phys. Rev. Lett.* **124**, 167601 (2020).
 - [12] H. Guo and S. Sachdev, Extrinsic phonon thermal Hall transport from Hall viscosity, *Phys. Rev. B* **103**, 205115 (2021).
 - [13] M.-E. Boulanger, G. Grissonnanche, S. Badoux, A. Allaire, É. Lefrançois, A. Legros, A. Gourgout, M. Dion, C. H. Wang, X. H. Chen, R. Liang, W. N. Hardy, D. A. Bonn, and L. Taillefer, Thermal Hall conductivity in the cuprate Mott insulators Nd_2CuO_4 and $\text{Sr}_2\text{CuO}_2\text{Cl}_2$, *Nat. Commun.* **11**, 5325 (2020).
 - [14] A. Sapkota, T. C. Sterling, P. M. Lozano, Y. Li, H. Cao, V. O. Garlea, D. Reznik, Q. Li, I. A. Zaliznyak, G. D. Gu, and J. M. Tranquada, Reinvestigation of crystal symmetry and fluctuations in La_2CuO_4 , *Phys. Rev. B* **104**, 014304 (2021).
 - [15] P. Lehuède and M. Daire, Sur la structure et les propriétés du composé La_2CuO_4 , *C. R. Acad. Sci. Paris* **276**, C (1973).
 - [16] J. M. Longo and P. M. Raccah, The structure of La_2CuO_4 and LaSrVO_4 , *J. Solid State Chem.* **6**, 526 (1973).
 - [17] M. Hücker, V. Kataev, J. Pommer, U. Ammerahl, A. Revcolevschi, J. M. Tranquada, and B. Büchner, Dzyaloshinsky-Moriya spin canting in the low-temperature tetragonal phase of $\text{La}_{2-x-y}\text{Eu}_y\text{Sr}_x\text{CuO}_4$, *Phys. Rev. B* **70**, 214515 (2004).
 - [18] Y. Tokura, S. Koshihara, T. Arima, H. Takagi, S. Ishibashi, T. Ido, and S. Uchida, Cu-O network de-

- pendence of optical charge-transfer gaps and spin-pair excitations in single-CuO₂-layer compounds, *Phys. Rev. B* **41**, 11657 (1990).
- [19] J. Zaanen, G. A. Sawatzky, and J. W. Allen, Band gaps and electronic structure of transition-metal compounds, *Phys. Rev. Lett.* **55**, 418 (1985).
- [20] G. Shirane, Y. Endoh, R. J. Birgeneau, M. A. Kastner, Y. Hidaka, M. Oda, M. Suzuki, and T. Murakami, Two-dimensional antiferromagnetic quantum spin-fluid state in La₂CuO₄, *Phys. Rev. Lett.* **59**, 1613 (1987).
- [21] T. Imai, C. P. Slichter, K. Yoshimura, and K. Kosuge, Low frequency spin dynamics in undoped and Sr-doped La₂CuO₄, *Phys. Rev. Lett.* **70**, 1002 (1993).
- [22] R. J. Birgeneau, M. Greven, M. A. Kastner, Y. S. Lee, B. O. Wells, Y. Endoh, K. Yamada, and G. Shirane, Instantaneous spin correlations in La₂CuO₄, *Phys. Rev. B* **59**, 13788 (1999).
- [23] P. W. Anderson, The Resonating Valence Bond State in La₂CuO₄ and Superconductivity, *Science* **235**, 1196 (1987).
- [24] R. Coldea, S. M. Hayden, G. Aeppli, T. G. Perring, C. D. Frost, T. E. Mason, S.-W. Cheong, and Z. Fisk, Spin Waves and Electronic Interactions in La₂CuO₄, *Phys. Rev. Lett.* **86**, 5377 (2001).
- [25] D. Vaknin, S. K. Sinha, D. E. Moncton, D. C. Johnston, J. M. Newsam, C. R. Safinya, and H. E. King, Antiferromagnetism in La₂CuO_{4-y}, *Phys. Rev. Lett.* **58**, 2802 (1987).
- [26] J. Budnick, A. Golnik, C. Niedermayer, E. Recknagel, M. Rossmannith, A. Weidinger, B. Chamberland, M. Filipkowski, and D. Yang, Observation of magnetic ordering in La₂CuO₄ by muon spin rotation spectroscopy, *Phys. Lett. A* **124**, 103 (1987).
- [27] B. Keimer, A. Aharony, A. Auerbach, R. J. Birgeneau, A. Cassanho, Y. Endoh, R. W. Erwin, M. A. Kastner, and G. Shirane, Néel transition and sublattice magnetization of pure and doped La₂CuO₄, *Phys. Rev. B* **45**, 7430 (1992).
- [28] B. O. Wells, Y. S. Lee, M. A. Kastner, R. J. Christianson, R. J. Birgeneau, K. Yamada, Y. Endoh, and G. Shirane, Incommensurate Spin Fluctuations in High-Transition Temperature Superconductors, *Science* **277**, 1067 (1997).
- [29] T. Thio, T. R. Thurston, N. W. Preyer, P. J. Picone, M. A. Kastner, H. P. Janssen, D. R. Gabbe, C. Y. Chen, R. J. Birgeneau, and A. Aharony, Antisymmetric exchange and its influence on the magnetic structure and conductivity of La₂CuO₄, *Phys. Rev. B* **38**, 905 (1988).
- [30] A. N. Lavrov, Y. Ando, S. Komiya, and I. Tsukada, Unusual Magnetic Susceptibility Anisotropy in Untwinned La_{2-x}Sr_xCuO₄ Single Crystals in the Lightly Doped Region, *Phys. Rev. Lett.* **87**, 017007 (2001).
- [31] I. Dzyaloshinsky, A thermodynamic theory of “weak” ferromagnetism of antiferromagnetics, *J. Phys. Chem. Solids* **4**, 241 (1958).
- [32] T. Moriya, Anisotropic Superexchange Interaction and Weak Ferromagnetism, *Phys. Rev.* **120**, 91 (1960).
- [33] D. Coffey, T. M. Rice, and F. C. Zhang, Dzyaloshinskii-Moriya interaction in the cuprates, *Phys. Rev. B* **44**, 10112 (1991).
- [34] L. Shekhtman, O. Entin-Wohlman, and A. Aharony, Moriya’s anisotropic superexchange interaction, frustration, and Dzyaloshinsky’s weak ferromagnetism, *Phys. Rev. Lett.* **69**, 836 (1992).
- [35] N. E. Bonesteel, Theory of anisotropic superexchange in insulating cuprates, *Phys. Rev. B* **47**, 11302 (1993).
- [36] O. Entin-Wohlman, A. Aharony, and L. Shekhtman, Superexchange anisotropy in the cuprates, *Phys. Rev. B* **50**, 3068 (1994).
- [37] W. Koshibae, Y. Ohta, and S. Maekawa, Theory of Dzyaloshinskii-Moriya antiferromagnetism in distorted CuO₂ and NiO₂ planes, *Phys. Rev. B* **50**, 3767 (1994).
- [38] H. E. Vieriö and N. E. Bonesteel, Interplanar coupling and the weak ferromagnetic transition in La_{2-x}Nd_xCuO₄, *Phys. Rev. B* **49**, 6088 (1994).
- [39] T. Yildirim, A. B. Harris, O. Entin-Wohlman, and A. Aharony, Symmetry, Spin-Orbit Interactions, and Spin Anisotropies, *Phys. Rev. Lett.* **73**, 2919 (1994).
- [40] J. Stein, O. Entin-Wohlman, and A. Aharony, Weak ferromagnetism in the low-temperature tetragonal phase of the cuprates, *Phys. Rev. B* **53**, 775 (1996).
- [41] B. Keimer, R. J. Birgeneau, A. Cassanho, Y. Endoh, M. Greven, M. A. Kastner, and G. Shirane, Soft phonon behavior and magnetism at the low temperature structural phase transition of La_{1.65}Nd_{0.35}CuO₄, *Z. Phys. B* **91**, 373 (1993).
- [42] M. Fujita, H. Goka, K. Yamada, J. M. Tranquada, and L. P. Regnault, Stripe order, depinning, and fluctuations in La_{1.875}Ba_{0.125}CuO₄ and La_{1.875}Ba_{0.075}Sr_{0.050}CuO₄, *Phys. Rev. B* **70**, 104517 (2004).
- [43] Q. Li, M. Hückler, G. D. Gu, A. M. Tsvelik, and J. M. Tranquada, Two-Dimensional Superconducting Fluctuations in Stripe-Ordered La_{1.875}Ba_{0.125}CuO₄, *Phys. Rev. Lett.* **99**, 067001 (2007).
- [44] E. Berg, E. Fradkin, E.-A. Kim, S. A. Kivelson, V. Oganesyan, J. M. Tranquada, and S. C. Zhang, Dynamical Layer Decoupling in a Stripe-Ordered High-T_c Superconductor, *Phys. Rev. Lett.* **99**, 127003 (2007).
- [45] D. F. Agterberg, J. S. Davis, S. D. Eddins, E. Fradkin, D. J. Van Harlingen, S. A. Kivelson, P. A. Lee, L. Radzihovsky, J. M. Tranquada, and Y. Wang, The Physics of Pair-Density Waves: Cuprate Superconductors and Beyond, *Annu. Rev. Condens. Matter Phys.* **11**, 231 (2020).
- [46] B. Winn, U. Filges, O. V. Garlea, M. Graves-Brook, M. Hagen, C. Y. Jiang, M. Kenzelmann, L. Passell, S. M. Shapiro, X. Tong, and I. Zaliznyak, Recent progress on HYSPEC, and its polarization analysis capabilities, *EPJ Web Conf.* **83**, 03017 (2015).
- [47] A. C. Walters, T. G. Perring, J.-S. Caux, A. T. Savici, G. D. Gu, C.-C. Lee, W. Ku, and I. A. Zaliznyak, Effect of covalent bonding on magnetism and the missing neutron intensity in copper oxide compounds, *Nat. Phys.* **5**, 867 (2009).
- [48] For the magnetic form factor, we use $f_{\text{Cu}}(1,0,0) = f_{\text{Cu}}(0,1,0) = 0.63$, $f_{\text{Cu}}(2,1,0) = f_{\text{Cu}}(1,2,0) = 0.55$, and $f_{\text{Cu}}(3,0,0) = 0.50$.
- [49] M. B. Silva Neto, L. Benfatto, V. Juricic, and C. Morais Smith, Magnetic susceptibility anisotropies in a two-dimensional quantum Heisenberg antiferromagnet with Dzyaloshinskii-Moriya interactions, *Phys. Rev. B* **73**, 045132 (2006).
- [50] J. D. Axe, A. H. Moudden, D. Hohlwein, D. E. Cox, K. M. Mohanty, A. R. Moodenbaugh, and Y. Xu, Structural phase transformations and superconductivity in La_{2-x}Ba_xCuO₄, *Phys. Rev. Lett.* **62**, 2751 (1989).
- [51] M. Hückler, M. v. Zimmermann, G. D. Gu, Z. J. Xu, J. S. Wen, G. Xu, H. J. Kang, A. Zheludev, and J. M. Tranquada, Stripe order in superconducting La_{2-x}Ba_xCuO₄

- ($0.095 \leq x \leq 0.155$), Phys. Rev. B **83**, 104506 (2011).
- [52] J. M. Tranquada, G. D. Gu, M. Hückler, Q. Jie, H.-J. Kang, R. Klingeler, Q. Li, N. Tristan, J. S. Wen, G. Y. Xu, Z. J. Xu, J. Zhou, and M. v. Zimmermann, Evidence for unusual superconducting correlations coexisting with stripe order in $\text{La}_{1.875}\text{Ba}_{0.125}\text{CuO}_4$, Phys. Rev. B **78**, 174529 (2008).
 - [53] M. Hückler, G. D. Gu, and J. M. Tranquada, Spin susceptibility of underdoped cuprate superconductors: Insights from a stripe-ordered crystal, Phys. Rev. B **78**, 214507 (2008).
 - [54] H. Karapetyan, M. Hückler, G. D. Gu, J. M. Tranquada, M. M. Fejer, J. Xia, and A. Kapitulnik, Magneto-Optical Measurements of a Cascade of Transitions in Superconducting $\text{La}_{1.875}\text{Ba}_{0.125}\text{CuO}_4$ Single Crystals, Phys. Rev. Lett. **109**, 147001 (2012).
 - [55] S. B. Wilkins, M. P. M. Dean, J. Fink, M. Hückler, J. Geck, V. Soltwisch, E. Schierle, E. Weschke, G. Gu, S. Uchida, N. Ichikawa, J. M. Tranquada, and J. P. Hill, Comparison of stripe modulations in $\text{La}_{1.875}\text{Ba}_{0.125}\text{CuO}_4$ and $\text{La}_{1.48}\text{Nd}_{0.4}\text{Sr}_{0.12}\text{CuO}_4$, Phys. Rev. B **84**, 195101 (2011).
 - [56] J. Orenstein, Optical Nonreciprocity in Magnetic Structures Related to High- T_c Superconductors, Phys. Rev. Lett. **107**, 067002 (2011).
 - [57] A. D. Fried, Relationship of time-reversal symmetry breaking to optical Kerr rotation, Phys. Rev. B **90**, 121112 (2014).
 - [58] H. Karapetyan, J. Xia, M. Hückler, G. D. Gu, J. M. Tranquada, M. M. Fejer, and A. Kapitulnik, Evidence of Chiral Order in the Charge-Ordered Phase of Superconducting $\text{La}_{1.875}\text{Ba}_{0.125}\text{CuO}_4$ Single Crystals Using Polar Kerr-Effect Measurements, Phys. Rev. Lett. **112**, 047003 (2014).
 - [59] Y. Wang, A. Chubukov, and R. Nandkishore, Polar Kerr effect from chiral-nematic charge order, Phys. Rev. B **90**, 205130 (2014).
 - [60] J. Orenstein and J. E. Moore, Berry phase mechanism for optical gyrotropy in stripe-ordered cuprates, Phys. Rev. B **87**, 165110 (2013).