

Molecular Shattering

Ryan J. Farber,^{1*} and Max Gronke,¹

¹Max Planck Institute for Astrophysics, Karl-Schwarzschild-Str. 1, D-85748 Garching, Germany

Draft from 29 September 2022

ABSTRACT

Recent observations suggest galaxies may ubiquitously host a molecular component to their multiphase circumgalactic medium (CGM). However, the structure and kinematics of the molecular CGM remains understudied theoretically and largely unconstrained observationally. Recent work suggests molecular gas clouds with efficient cooling survive acceleration in hot winds similar to atomic clouds. Yet the pressure-driven fragmentation of molecular clouds when subjected to external shocks or undergoing cooling remains unstudied. We perform radiative, inviscid hydrodynamics simulations of clouds perturbed out of pressure equilibrium to explore the process of hydrodynamic fragmentation to molecular temperatures. We find molecular clouds larger than a critical size can shatter into a mist of tiny droplets, with the critical size deviating significantly from the atomic case. We find that cold clouds shatter only if the sound crossing time exceeds the local maximum of the cooling time ~ 8000 K. Moreover, we find evidence for a universal mechanism to ‘shatter’ cold clouds into a ‘mist’ of tiny droplets as a result of rotational fragmentation – a process we dub ‘splintering.’ Our results have implications for resolving the molecular phase of the CGM in observations and cosmological simulations.

Key words: galaxies:evolution – ISM: clouds – hydrodynamics – Galaxy: halo – ISM: molecules

1 INTRODUCTION

The recent development of state-of-the-art submillimeter arrays (e.g., ALMA) and integral field spectrograph instruments is beginning to shed light on the evolution of the molecular phase in the galactic baryon cycle (Tumlinson et al. 2017). The cold molecular phase is evidently ubiquitous, detected in galactic outflows and the circumgalactic medium (CGM) both from within the Local Group (Di Teodoro et al. 2019, 2020; Su et al. 2021), nearby starbursts (M82 Strickland & Heckman 2009, NGC 253 Strickland et al. 2000, 2002), close AGN (e.g., Cen A; Charmandaris et al. 2000) and at high redshifts (Walter et al. 2004; Cicone et al. 2014; Schumacher et al. 2012; Weiß et al. 2012; Ginolfi et al. 2017; Vayner et al. 2017; Stacey et al. 2022; Stacey & Battaia 2022).

The hot ionized phase of galactic winds has been well motivated theoretically and well studied observationally for decades, (Chevalier & Clegg 1985; Martin 2005; Strickland & Heckman 2007), yet a proper physical understanding for multiphase winds has only recently begun to emerge (Huang et al. 2020; Veilleux et al. 2020; Schneider et al. 2020; Fielding & Bryan 2022). The observed coexistence of a cold molecular phase is theoretically perplexing. Cold gas should be disrupted due to hydrodynamical instabilities (Klein et al. 1994; Zhang et al. 2017) and purportedly the CGM does not require a molecular phase to account for all missing baryons (Werk et al. 2014). Yet the molecular phase tends to dominate the gas mass in the interstellar medium (Draine 2011) and its recycling plays a crucial role in resolving the ‘gas depletion time problem’ in explaining the longevity of galactic star formation (Bigiel et al. 2011).

Moreover, observations detect massive reservoirs of outflowing dense, molecular gas (Cicone et al. 2014, 2021; Muñoz-Elgueta et al. 2022). Whether this gas survives the acceleration process or is restricted to small heights beyond the galactic midplane depends crucially on the size distribution of molecular clouds embedded in those hot winds (Farber & Gronke 2022).

Previous work has considered the resulting cloud size distribution of warm $\sim 10^4$ K clouds undergoing isochoric thermal instability due to rapid cooling (McCourt et al. 2018; Waters & Proga 2019a; Gronke & Oh 2020; Das et al. 2021). McCourt et al. (2018) suggested clouds hierarchically ‘shatter’ via a process analogous to Jeans instability but driven by an excess external pressure rather than gravity. The characteristic size of ‘shattered’ fragments $l_{\text{sh}} \sim \min(c_s t_{\text{cool}}) \sim 0.1$ pc (cm^{-3}/n), where n is the gas number density, suggests the CGM should be a mist of tiny droplets, explaining the large area covering fraction yet small volume of observed systems (reviewed in McCourt et al. 2018).

Waters & Proga (2019a) performed 1D models of long wavelength entropy modes and pointed out clouds might fragment due to a rather different mechanism they term ‘splattering.’ Rapidly cooling clouds encounter a ‘cooling wall’ at ~ 8000 K (when Hydrogen becomes fully neutral) causing a reversal of their motion (from contraction to explosion). The rebounding clouds’ velocity can exceed their sound speed, hence fragmenting when their pressure exceeds the ambient. Gronke & Oh (2020) performed three dimensional hydrodynamic simulations of clouds cooling from $\sim 10^6$ K to 10^4 K, finding fragmentation occurred during a ‘rebound’ after clouds cooled to their temperature floor.

In this work, we extend these previous studies by considering cooling down to molecular temperatures ~ 400 K. We find evidence

* E-mail: rjfarber@umich.edu

for a two-stage fragmentation process, including a new rotational mechanism for shattering,¹ which we term ‘splintering.’ Our results have implications for the size distribution of molecular gas in galactic halos.

2 METHODS

We performed our simulations with a modified version of FLASH4.2.2 (Fryxell et al. 2000; Dubey et al. 2008; Farber et al. 2018; Farber & Gronke 2022), utilizing the unsplit staggered mesh solver (Lee & Deane 2009; Lee 2013) to solve the compressible, Eulerian fluid equations with radiative cooling included as a sink term. We utilize the second-order MUSCL-Hancock predictor-corrector method with the HLLC Riemann solver and mc slope limiter.

To model optically thin radiative cooling we use the Townsend (2009) exact integration scheme to improve the stability of our solutions and to model the cooling process to machine precision accuracy.² We apply a piecewise power law fit to the Sutherland & Dopita (1993) cooling curve down to 10^4 K, extended down to 300 K with the cooling curve of Dalgarno & McCray (1972). Note that we turn off radiative cooling above $0.6 T_{\text{hot}}$ to roughly model the effect of radiative heating of the tenuous ambient medium (e.g., due to the metagalactic radiation field, Haardt & Madau 2012; Faucher-Giguère 2020).

In each of our simulations we initialize four overlapping spherical clouds at a thermally unstable mean temperature $T_{\text{cl}} = 4 \times 10^5$ K and mean density $n_{\text{cl}} = 10 \text{ cm}^{-3}$ in hydrostatic equilibrium with a hot ambient medium $T_{\text{hot}} = 4 \times 10^7$ K and an initial density contrast $\chi_1 = 100$. One cloud was placed at domain center with the other three offset at most one cloud radius r_{cl} per dimension to introduce asymmetry into our initial conditions (Gronke & Oh 2020)³. We also perturb the density for cloud material by drawing from a Gaussian with $(\mu, \sigma) = (1, 0.01) n_{\text{cl}}$, truncated at 3σ . We set the temperature to maintain a fixed initial pressure of $4 \times 10^6 \text{ cm}^{-3} \text{ K}$.

We utilize static mesh refinement in our simulations to ensure uniform coverage at the center of the domain with an extended box at lower resolution to prevent complete outflow of material and mitigate the effect of boundary conditions on our simulation results. Specifically, we perform our simulations in a box with resolution 16 cells per r_{cl} in the innermost $(8 r_{\text{cl}})^3$, outside of which the resolution degrades at most a factor of four to a full box size of $(24 r_{\text{cl}})^3$.

We performed a suite of simulations varying the imposed temperature floor T_{fl} from 400 K to 4×10^5 K and physical scale of r_{cl} from 10^{-4} pc to 10 kpc to cover uniformly (in log-space) five decades in temperature and ten decades in cloud size. We find these two parameters play a key role in the dynamical evolution of clouds cooling to molecular temperatures as we now show.

3 RESULTS

We investigate the dependence of shattering on (i) initial cloud size r_{cl} and (ii) floor temperature T_{fl} . In Fig. 1 we graphically display

¹ A movie of the density evolution is available at <https://tinyurl.com/molecularShattering>, and a movie of the temperature evolution at higher resolution is available at <https://tinyurl.com/molecularShattering2>.

² Rather, the principal source of error is relegated to interpolation from fits to the cooling curve.

³ Asymmetry mitigates the carbuncle instability and is more representative of observed filamentary clouds (Young et al. 2005).

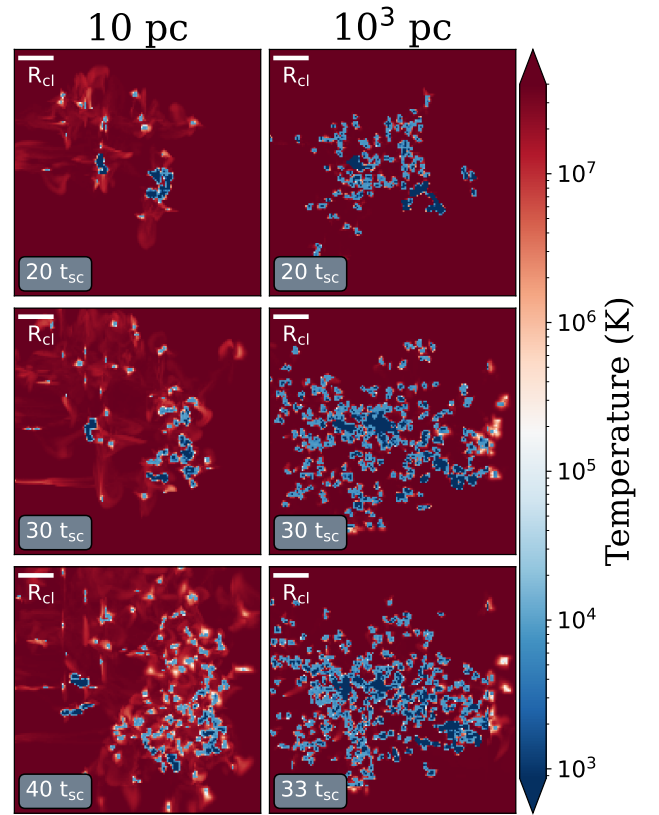


Figure 1. Projections of the minimum temperature along the line of sight. While most of the clumps in the large cloud case (right column) have gas close to the floor temperature, clumps in the small cloud case (left column) are largely at or above 10^4 K.

how shattering depends on r_{cl} at a fixed $T_{\text{fl}} \sim 800$ K via minimum temperature projections⁴.

Comparing the smaller $r_{\text{cl}} \sim 10$ pc cloud (left) to the larger 10^3 pc cloud we see that the smaller cloud: (i) fragments into fewer clumps than the large cloud; (ii) takes more time to form a large number of clumps; (iii) mixes more with the hot ambient medium (white colors); (iv) only possesses $T \sim 10^4$ K gas in a few large clumps, whereas most of the large cloud’s clumps (right column) possess T_{fl} gas.

We next examine more closely the dependence on the relative number of clumps for different gas phases as a function of initial cloud radius. In Fig. 2 we have plotted the number of clumps vs. time, as well as the median rotational velocity ω of the clumps vs. time in the upper panel (dotted lines). We depict cloud radii as different colors from blue (small) to pink (large). We indicate two temperature cuts: $T < 2 T_{\text{fl}}$ as solid curves and $T < 20 T_{\text{fl}}$ as dashed curves. We plot simulations with $T_{\text{fl}} \sim 8000$ K in the top panel and $T_{\text{fl}} \sim 4000$ K in the bottom panel. In both panels we see that smaller clouds take longer to fragment than larger clouds and form fewer clumps (as also seen in Fig. 1). The maximum number of clumps across phases appears to be relatively independent of T_{fl} at fixed r_{cl} (for the values of T_{fl} shown here).

⁴ Note that the evolution is largely three-dimensional so many clumps are missed when looking at slice plots. Moreover, mass-weighted projections still favor the substantial shells of warm 10^4 K gas at the expense of embedded cold 10^3 K gas. We choose to display minimum temperature projections to specifically determine the evolution of the coldest phase.

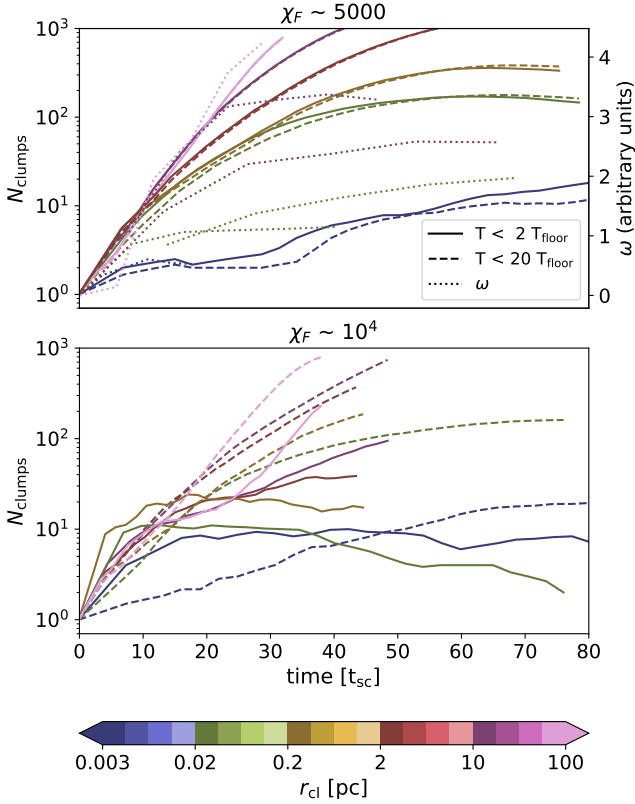


Figure 2. Time evolution of the number of clumps (and angular velocity ω for the top panel) formed in a batch of our simulations. The top panel shows the $\chi_F \sim 5 \times 10^3$ case and the bottom panel shows the $\chi_F \sim 10^4$ case with curves colored to indicate initial cloud radius from $r_{cl} \sim 0.003$ pc (blue) to $r_{cl} = 100$ pc (pink).

However, while the top panel clouds show roughly the same number of clumps with the two temperature cuts (suggesting a single phase), the bottom panel clearly shows two populations of clumps exist: a larger number of warm clumps and a smaller number of cold clumps (suggesting two phases co-exist). Note the separation between the number of clumps in each phase diminishes with increasing r_{cl} for the bottom panel (similar to the large cloud in Fig. 1 showing almost all its clumps consisting of a T_{fl} phase while the smaller cloud had only a few clumps at T_{fl}).

Note the large change in the number of clumps from ~ 10 for $r_{cl} \sim 0.003$ pc to ~ 100 for $r_{cl} \sim 0.02$ pc. To determine what separates (i) small clouds which barely fragment, (ii) larger clouds with two distinct populations, and (iii) even larger clouds with roughly all clumps at T_{fl} , we next compare the sound crossing time to the cooling time.

In Fig. 3 the green band indicates the range in cooling times depending on whether cloud material cools isobarically (lower bound) or isochorically (upper bound). We plot the sound crossing times for the clouds we simulated with $T_{fl} \sim 800$ K with bluer colors indicating small clouds and pinker colors indicating larger clouds (as in Fig. 2). Evidently for the largest cloud case all material has a shorter cooling time than sound crossing time and therefore all clumps cool uninhibited to T_{fl} , violently fragmenting thereafter. Smaller clouds are in sonic contact to lower temperatures and re-attain sonic contact at higher temperatures, reducing the effective pressure jump small clouds experience when their cooling switches from isochoric to isobaric at $\sim 10^4$ K. Thus only the densest cores for the $r_{cl} \sim 10$ pc cloud were able to cool down to T_{fl} , as we observed in Fig. 1.

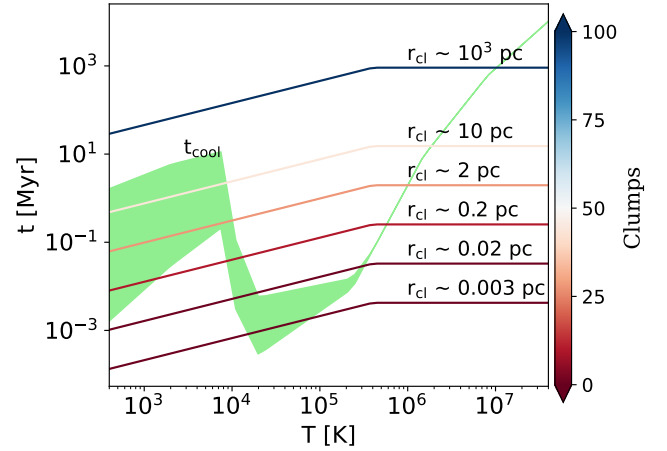


Figure 3. Cooling time and sound crossing times vs. temperature. We plot the isobaric and isochoric cooling times (lower and upper region of the lightgreen band respectively). We label the sound crossing time curves with the initial cloud radius from simulations at $\chi_F \sim 5 \times 10^4$. The colors of the sound crossing time curves correspond to the maximum number of clumps formed during the simulation. Clearly the number of clumps increases as the sound crossing time exceeds the cooling time. Note the sound crossing time diminishes below T_{cl} as the clouds contract as they cool.

We tested our expectation that $t_{cool} \ll t_{sc}$ for molecular fragmentation via a suite of simulations in Fig. 4. We performed a grid of simulations with $T_{fl} \in (400, 4 \times 10^5)$ K and $r_{cl} \in (10^{-4}, 10^4)$ pc logarithmically spaced for even coverage and to further test the atomic shattering criteria of Gronke & Oh (2020) in a wider parameter regime of T_{fl} than they covered. We plot the number of clumps (from zero as red to > 100 as blue) in two temperature cuts ($T < 20 T_{fl}$ as right-side up / upside-down triangles and $T < 2 T_{fl}$ as circles/squares) with the symbols indicating the final state being shattered, or remaining monolithic respectively for atomic, and molecular gas respectively (hence we only show circles/squares for $T_{fl} \lesssim 8000$ K).

As expected, for $T_{cl} = T_{fl}$ no shattering occurs. As T_{fl} drops more clouds atomically shatter, in agreement with the $\chi_F \gtrsim 300$ criterion of Gronke & Oh (2020). We find remarkably good agreement between our simulations and the (Gronke & Oh 2020) coagulation size threshold $\sim (r_{cl} / l_{sh})^{1/6}$ plotted as the grey curve. For $T_{fl} < 8000$ K we find that sufficiently small clouds fail to molecularly shatter (red squares) while they typically still atomically shatter (blue right-side-up triangles). The critical size for molecular shattering indicated by the green curve is $R_{crit} = (t_{cool} c_s)_{T_{loc,min}}$ where $(t_{cool} c_s)$ is evaluated at $T_{loc,min}$ the temperature at which the cooling time is at a local minimum. That is, $T_{loc,min} = 2 \times 10^4$ K for $8000 \text{ K} < T < 2 \times 10^4$ K else T_{fl} . Also here, we find good agreement between our molecular shattering criterion and the results of our simulations.

4 DISCUSSION

In this work, we extended the study of cold gas fragmentation (McCourt et al. 2018; Waters & Proga 2019a; Gronke & Oh 2020; Das et al. 2021) into the colder, molecular regime. We found that $< 10^4$ K gas fragmentation does occur if⁵

$$r_{cl} > \min(c_s t_{cool})|_{T < 8000 \text{ K}} \sim 3 \text{ pc } T_{fl,300}^{-0.5} n_{fl,100}^{-1} \quad (1)$$

⁵ for $300 \text{ K} < T_{fl} < 2000 \text{ K}$; for $2000 \text{ K} < T_{fl} < 8000 \text{ K}$ $r_{cl} > 300 \text{ pc } (T_{fl}/2000 \text{ K})^0 (n_{fl}/0.1 \text{ cm}^{-3})^{-1}$

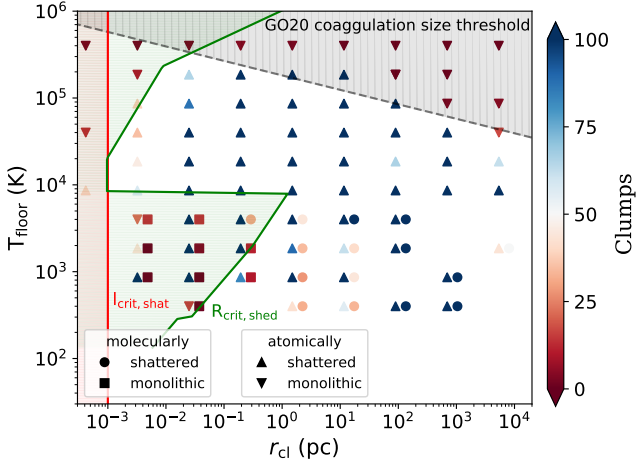


Figure 4. Comparison of simulation results with critical conditions for shattering. Right-side-up (up-side-down) triangles indicate greater than (fewer than) 25 clumps with temperature $< 20 T_{\text{fl}}$ (with characteristic temperatures of $\sim 10^4$ K which we refer to as atomic shattering) formed in a simulation. For simulations with $T_{\text{fl}} < 8000$ K we additionally mark circles (squares) horizontally offset from the triangles to indicate molecular shattering (lack thereof) for greater than (less than) 25 clumps with temperature $< 2 T_{\text{fl}}$. We indicate the number of clumps by coloring each symbol from dark red for one clump to dark blue for 100 clumps. The coagulation size criterion of [Gronke & Oh \(2020\)](#) is included as the grey dashed curve, the atomic shattering criterion is indicated by the red vertical curve, and our predicted critical size for molecular shattering is drawn as the green curve.

where $T_{\text{fl},300} \equiv T_{\text{fl}}/300$ K and $n_{\text{fl},100} \equiv n_{\text{fl}}/100\text{cm}^{-3}$. This condition is akin to the [McCourt et al. \(2018\)](#) criterion for atomic shattering $r > \min(c_s t_{\text{cool}})$. However, the atomic shattering criterion is evaluated for $T > 8000$ K whereas the minimum in Eq. (1) is the local minimum beyond the ‘bump’ in the cooling time curve at $T \lesssim 8000$ K (cf. Fig. 3). In other words, the proposed criterion for molecular shattering compares the sound crossing time to the minimum cooling time $\lesssim 8000$ K; i.e., the timescales when the cloud can gain and lose pressure equilibrium, respectively. It follows, hence, the logic of the original ‘shattering’ idea by [McCourt et al. \(2018\)](#).

However, we found the number of clumps *and* rotational velocity increased in tandem (cf. Fig. 2), suggesting centrifugal forces play a role in fragmentation, which appears evident in animations of the morphological evolution. During their trajectory in the hot medium, the droplets experience shear forces which can strip off and mix the cold gas. In [Farber & Gronke \(2022\)](#), we discussed the survival of molecular gas in a ‘cloud crushing’ setup and found that the coldest gas can survive if $t_{\text{cool,max}}/t_{\text{cc}} < 1$ where $t_{\text{cool,max}}$ is the maximum cooling time (i.e., for our employed cooling curve at ~ 8000 K) and $t_{\text{cc}} \sim \chi^{1/2} r_{\text{cl}}/v_{\text{wind}}$ is the ‘cloud crushing’ timescale it takes a cold cloud of size r_{cl} to be mixed into the hot wind of velocity v_{wind} (in the adiabatic case). Indeed, we notice small clumps that are ejected at large relative velocity are ablated by the hot ambient medium (as seen by the white, mixing material in Fig. 1).

Comparing the criteria for ‘molecular shattering’ put forward in this paper and the survival criterion for cold gas from [Farber & Gronke \(2022\)](#) adapted to the droplets launched, we find:

$$\frac{t_{\text{cool,min}}}{t_{\text{sc}}} \frac{t_{\text{cc}}}{t_{\text{cool,max}}} = \frac{t_{\text{cool,min}}}{t_{\text{cool,max}}} \chi^{1/2} \frac{r_{\text{d}}}{r_{\text{cl}}} \frac{c_{\text{s,fl}}}{v_{\text{d}}} \quad (2)$$

$$\sim \left(\frac{\chi}{10^4}\right)^{-3/2} \left(\frac{T}{T_{0,3}}\right)^{\alpha} \frac{c_{\text{s,fl}}}{v_{\text{d}}} \frac{r_{\text{d}}}{r_{\text{cl}}} \quad (3)$$

where we normalized the quantities to $T_{\text{floor}} = T_{0,3} \equiv 300$ K, and

$\Lambda(T)/\Lambda(T_{0,3}) \sim (T/T_{0,3})^{\alpha}$ describes the cooling curve at these low temperatures. Note that since $t_{\text{cool}}(T_{0,3})/t_{\text{cool,max}} \sim 10^{-2}$ the prefactors cancel with the $\chi/10^4$ term. Furthermore, since the cloud pulsated on a timescale of $\sim t_{\text{sc}}$, the ‘launching’ velocity $v_{\text{d}} \sim c_{\text{s,fl}}$. While the ‘typical’ droplet radius r_{d} is difficult to assess, it is reasonable to assume that the cloud breaks up into several fragments, thus, $r_{\text{cl}}/r_{\text{d}} \sim a$ few. This implies that for $T_{\text{floor}} \sim 300$ K, for $\chi \sim 10^4$ the two criteria actually agree. Furthermore, the cooling curve employed here has a slope of $\alpha \sim 1.5$ at $T \lesssim 8000$ K. For the temperature range considered we have $t_{\text{cool,min}}/t_{\text{sc}} \sim (\chi/10^4)^{-1} t_{\text{cool,max}}/t_{\text{cc}}$, hence the two criteria actually agree for the entire temperature range considered.

While the ‘shattering’ criteria are as described by [McCourt et al. \(2018\)](#), it is noteworthy that the dynamics of fragmentation is vastly different. Both in the atomic case (cf. [Gronke & Oh 2020](#)) as well as in the molecular case focused on here, the cloud seems to contract and then fragment upon expansion. [McCourt et al. \(2018\)](#) envisioned a ‘Jeans-like’ instability in which hierarchical fragmentation occurs while the cloud cools, i.e., on a timescale of the (initial) cooling time. The fragmentation we observe occurs after expansion, that is, after the (much longer) sound crossing time of the cloud. This is closer to the picture conjectured by [Waters & Proga \(2019a\)](#) who studied thermal instability in 1D and found pulsations in the cold medium (see also [Das et al. 2021](#)) and extrapolated their findings to a regime where the pulsations are stronger than the restoring force leading to what they call ‘splattering’.

In addition to this pulsational fragmentation, we see in our simulations fast rotations of the clumps – induced by the contraction phase and the non-symmetric initial conditions – which are the dominant process of further fragmentation. As rotation appears to offer a separate fragmentation mechanism than previously considered, we refer to this process as ‘splintering.’ It seems likely coagulation ([Waters & Proga 2019b](#); [Gronke & Oh 2022](#)) averages out the spin, reducing further fragmentation. We plan to explore this in future work.

Even at large distances from galaxies, studies have shown that apart from the $\sim 10^4$ K ‘cold’ phase even colder, molecular gas exists both in the CGM ([Spilker et al. 2020](#)) and ICM ([Jáchym et al. 2019](#)). While in the CGM it is yet uncertain what the morphology of this molecular gas is, the existence of molecular filaments in cluster centers has been long known ([Salomé et al. 2006](#)). However, there – as well as in the CGM – the origin of this molecular gas is unknown ([Veilleux et al. 2020](#)). In the context of the ICM, the $\sim 10^4$ K gas is thought to predominantly originate from thermal instability, i.e., to form in-situ ([Sharma et al. 2012](#); [McCourt et al. 2012](#); [Donahue & Voit 2022](#)) and potentially ‘shatter’ during the cooling process ([McCourt et al. 2018](#)). Our results suggest that a similar process might be responsible to form a colder phase leading to a ‘fog’ of $\lesssim 1000$ K gas. For typical cluster conditions ($T \sim 10^{7-8}$ K, $n \sim 0.1\text{cm}^{-3}$ in the central regions to $n \sim 10^{-4}\text{cm}^{-3}$ in the outskirts), the molecular shattering length-scale (cf. Eq. 3) is $\sim 0.01 - 100$ pc. This would imply that fragments formed in such manner are very small, with a low volume filling fraction before they potentially coagulate to form the molecular streams we observe. A similar ‘molecular fog’ picture might apply to the CGM where our molecular length scale is (using $T_{\text{hot}} \sim 10^6$ K, $n_{\text{hot}} \sim 10^{-2}\text{cm}^{-3}$) is ~ 10 pc. That such a colder phase will form and molecules will form in it does naturally depend on the form of heating – which is unknown in the ICM and CGM – as well as on the dust abundance. Dust has been detected in both the CGM and ICM ([Ferrara et al. 1991](#); [Elmegreen et al. 2000](#); [Ménard et al. 2010](#); [Peek et al. 2015](#)) but its origin and survival is theoretically not yet well understood ([Rowlands et al. 2014](#); [Tumlinson et al. 2017](#)).

5 CONCLUSIONS

We study the nonlinear fragmentation of rapidly cooling clumps of cold gas to molecular temperatures using three-dimensional inviscid hydrodynamic simulations. We find significant deviations in our results from previous work studying cooling down to only 10^4 K. Our specific conclusions are as follows:

(i) *Size-Dependent Fragmentation Temperature.* For simulations that permit cooling below 10^4 K, sufficiently small clouds do not shatter, intermediate size clouds shatter but fail to cool below 10^4 K, while large clouds fragment and cool down to the temperature floor.

(ii) *Clumpy vs. Foggy.* As the size of the progenitor cloud increases, the number of clumps formed increases, the clumps form earlier, and the average rotational velocity of the clumps increases.

(iii) *Fragmentation Criterion.* We find fragmentation for clouds down to at least 400 K follow the same analytical criterion $\min(c_s, t_{\text{cool}})$ with the minimum evaluated at the local minimum below (above) ~ 8000 K for molecular (atomic) shattering (cf. Eq. 1).

(iv) *Fragmentation Mechanism.* We find evidence suggesting rotation drives the fragmentation – a process we dub splintering.

These results help to explain the cold gas structure in astrophysical conditions. However, the inclusion of additional physical effects such as magnetic fields, cosmic rays, conduction, viscosity, and chemical networks may introduce deviations from the picture outlined in this paper. We hope to explore the impact of these processes in future work.

ACKNOWLEDGEMENTS

RJF gratefully acknowledges Syllvain Veilleux, Thorsten Naab, and Mateusz Ruszkowski for helpful discussions. MG thanks the Max Planck Society for support through the Max Planck Research Group. The simulations and analysis in this work have been supported by the Max Planck Computing and Data Facility (MPCDF) computer clusters Cobra, Freya and Raven. This project utilized the visualization and data analysis package yt (Turk et al. 2010); we are grateful to the yt community for their support.

DATA AVAILABILITY

Data related to this work will be shared on reasonable request to the corresponding author.

REFERENCES

Bigiel F., et al., 2011, *The Astrophysical Journal Letters*, 730, L13
 Charmandaris V., Combes F., van der Hulst J. M., 2000, *A&A*, 356, L4
 Chevalier R. A., Clegg A. W., 1985, *Nature*, 317, 44
 Cicone C., et al., 2014, *Astronomy & Astrophysics*, 562, A21
 Cicone C., et al., 2021, *Astronomy & Astrophysics*, 654, L8
 Dalgarno A., McCray R. A., 1972, *Annual review of astronomy and astrophysics*, 10, 375
 Das H. K., Choudhury P. P., Sharma P., 2021, *MNRAS*, 502, 4935
 Di Teodoro E. M., et al., 2019, *ApJ*, 885, L32
 Di Teodoro E. M., McClure-Griffiths N. M., Lockman F. J., Armillotta L., 2020, *Nature*, 584, 364
 Donahue M., Voit G. M., 2022, *Phys. Rep.*, 973, 1
 Draine B. T., 2011, *Physics of the Interstellar and Intergalactic Medium*. Princeton University Press
 Dubey A., Reid L. B., Fisher R., 2008, *Phys. Scr.*, 2008, 14046
 Elmegreen D. M., Elmegreen B. G., Chromey F. R., Fine M. S., 2000, *AJ*, 120, 733
 Farber R. J., Gronke M., 2022, *Monthly Notices of the Royal Astronomical Society*, 510, 551
 Farber R., Ruszkowski M., Yang H.-Y., Zweibel E. G., 2018, *ApJ*, 856, 112
 Faucher-Giguère C.-A., 2020, *Monthly Notices of the Royal Astronomical Society*, 493, 1614

Ferrara A., Ferrini F., Franco J., Barsella B., 1991, *The Astrophysical Journal*, 381, 137
 Fielding D. B., Bryan G. L., 2022, *The Astrophysical Journal*, 924, 82
 Fryxell B., et al., 2000, *ApJS*, 131, 273
 Ginolfi M., et al., 2017, *Monthly Notices of the Royal Astronomical Society*, 468, 3468
 Gronke M., Oh S. P., 2020, *MNRAS*, 494, L27L31
 Gronke M., Oh S. P., 2022, arXiv preprint arXiv:2209.00732
 Haardt F., Madau P., 2012, *The Astrophysical Journal*, 746, 125
 Huang S., Katz N., Scannapieco E., Cottle J., Davé R., Weinberg D. H., Peebles M. S., Brüggem M., 2020, *MNRAS*, 497, 2586
 Jáchym P., et al., 2019, *ApJ*, 883, 145
 Klein R. I., McKee C. F., Colella P., 1994, *ApJ*, 420, 213
 Lee D., 2013, *Journal of Computational Physics*, 243, 269
 Lee D., Deane A. E., 2009, *Journal of Computational Physics*, 228
 Martin C. L., 2005, *ApJ*, 621, 227
 McCourt M., Sharma P., Quataert E., Parrish I. J., 2012, *MNRAS*, 419, 3319
 McCourt M., Oh S. P., O’Leary R., Madigan A.-M., 2018, *MNRAS*, 473, 5407
 Ménard B., Scranton R., Fukugita M., Richards G., 2010, *MNRAS*, 405, 1025
 Muñoz-Elgueta N., Arrigoni Battaia F., Kauffmann G., De Breuck C., García-Vergara C., Zanella A., Farina E., Decarli R., 2022, *Monthly Notices of the Royal Astronomical Society*, 511, 1462
 Peek J. E. G., Ménard B., Corrales L., 2015, *ApJ*, 813, 7
 Rowlands K., Gomez H., Dunne L., Aragón-Salamanca A., Dye S., Maddox S., da Cunha E., Werf P. v. d., 2014, *Monthly Notices of the Royal Astronomical Society*, 441, 1040
 Salomé P., et al., 2006, *Astronomy & Astrophysics*, 454, 437
 Schneider E. E., Ostriker E. C., Robertson B. E., Thompson T. A., 2020, *ApJ*, 895, 43
 Schumacher H., Martínez-Sansigre A., Lacy M., Rawlings S., Schinnerer E., 2012, *Monthly Notices of the Royal Astronomical Society*, 423, 2132
 Sharma P., McCourt M., Quataert E., Parrish I. J., 2012, *MNRAS*, 420, 3174
 Spilker J. S., et al., 2020, *ApJ*, 905, 86
 Stacey H., Battaia F. A., 2022, *Monthly Notices of the Royal Astronomical Society: Letters*
 Stacey H., Costa T., McKean J., Sharon C., Rivera G. C., Glikman E., van der Werf P., 2022, arXiv preprint arXiv:2207.09484
 Strickland D. K., Heckman T. M., 2007, *ApJ*, 658, 258
 Strickland D. K., Heckman T. M., 2009, *ApJ*, 697, 2030
 Strickland D. K., Heckman T. M., Weaver K. A., Dahlem M., 2000, *The Astronomical Journal*, 120, 2965
 Strickland D. K., Heckman T. M., Weaver K. A., Hoopes C. G., Dahlem M., 2002, *The Astrophysical Journal*, 568, 689
 Su Y., et al., 2021, *ApJ*, 910, 131
 Sutherland R. S., Dopita M. A., 1993, *ApJS*, 88, 253
 Townsend R., 2009, *ApJS*, 181, 391
 Tumlinson J., Peebles M. S., Werk J. K., 2017, arXiv preprint arXiv:1709.09180
 Turk M. J., Smith B. D., Oishi J. S., Skory S., Skillman S. W., Abel T., Norman M. L., 2010, *ApJS*, 192, 9
 Vayner A., Wright S. A., Murray N., Armus L., Larkin J. E., Mieda E., 2017, *The Astrophysical Journal*, 851, 126
 Veilleux S., Maiolino R., Bolatto A. D., Aalto S., 2020, *The Astronomy and Astrophysics Review*, 28, 1
 Walter F., Carilli C., Bertoldi F., Menten K., Cox P., Lo K., Fan X., Strauss M. A., 2004, *The Astrophysical Journal*, 615, L17
 Waters T., Proga D., 2019a, *ApJ*, 875, 158
 Waters T., Proga D., 2019b, *The Astrophysical Journal Letters*, 876, L3
 Weiß A., Walter F., Downes D., Carrili C., Henkel C., Menten K., Cox P., 2012, *The Astrophysical Journal*, 753, 102
 Werk J. K., et al., 2014, *The Astrophysical Journal*, 792, 8
 Young K. E., et al., 2005, *The Astrophysical Journal*, 628, 283
 Zhang D., Thompson T. A., Quataert E., Murray N., 2017, *MNRAS*, 468, 4801

This paper has been typeset from a $\text{\TeX}/\text{\LaTeX}$ file prepared by the author.