

Automatic and effective discovery of quantum kernels

Massimiliano Incudini*[§], Daniele Lizzio Bosco[†], Francesco Martini*[‡],
Michele Grossi[‡], Giuseppe Serra[†], Alessandra Di Pierro*[‡]

*Department of Computer Science, University of Verona, Verona 37134, Italy

[†]Department of Computer Science, University of Udine, Udine 33100, Italy

[‡]European Organization for Nuclear Research (CERN), Geneva 1211, Switzerland

[§]Correspondence to: massimiliano.incudini@univr.it

Abstract—Quantum computing can empower machine learning models by enabling kernel machines to leverage quantum kernels for representing similarity measures between data. Quantum kernels are able to capture relationships in the data that are not efficiently computable on classical devices. However, there is no straightforward method to engineer the optimal quantum kernel for each specific use case. While recent literature has focused on exploiting the potential offered by the presence of symmetries in the data to guide the construction of quantum kernels, we adopt here a different approach, which employs optimization techniques, similar to those used in neural architecture search and AutoML, to automatically find an optimal kernel in a heuristic manner. The algorithm we present constructs a quantum circuit implementing the similarity measure as a combinatorial object, which is evaluated based on a cost function and is then iteratively modified using a meta-heuristic optimization technique. The cost function can encode many criteria ensuring favorable statistical properties of the candidate solution, such as the rank of the Dynamical Lie Algebra. Importantly, our approach is independent of the optimization technique employed. The results obtained by testing our approach on a high-energy physics problem demonstrate that, in the best-case scenario, we can either match or improve testing accuracy with respect to the manual design approach, showing the potential of our technique to deliver superior results with reduced effort.

Index Terms—Quantum kernel, quantum machine learning, kernel machines, neural architecture search, high energy physics, anomaly detection.

I. INTRODUCTION

In recent years, there has been significant progress in machine learning, leading to advancements in fields like Computer Vision, Natural Language Processing, and Predictive Analytics. Tools like Dall-E3 and ChatGPT have the potential to revolutionize society. Nonetheless, certain applications remain beyond the reach of classical means, and these might benefit from the use of quantum machine learning (QML) [1, 2]. One technique that has garnered significant interest is the *quantum kernel* [3], not least due to its similarities with classical kernel methods—a popular approach in statistical learning [4]. The latter have already demonstrated their effectiveness by enhancing supervised and unsupervised models in various fields, such as image classification, audio processing, and text analysis [5].

Kernel methods take into account the geometric and topological aspects of the data, enabling the identification of complex patterns and connections within the dataset. In particular,

they allow the generalization of the conventional Euclidean product by using as a kernel any arbitrary positive semi-definite function. Quantum kernels share the mathematical framework of classical kernel methods but, contrary to the classical kernels, are implemented as linear operators on the Hilbert space of a quantum system whose states encode the classical (or quantum) data. The feasibility of this approach was originally proved experimentally in Havlicek et al. [6].

Quantum kernels with a computational speedup over classical methods can be defined by assuming the availability of fault-tolerant quantum computers on which algebraic subroutines solving NP problems can be run using the full power of the quantum computation paradigm. For example, this is the approach taken in [7] for defining a quantum kernel based on the (classically infeasible) computation of higher order Betti numbers, and for achieving a proven advantage on some hard-to-compute artificial learning tasks based on the prime factorization problem [8] and BQP-complete problems [9].

In contrast, the definition of quantum kernels that are more amenable to be run on NISQ devices, i.e. the current generation of quantum hardware [10], has found applications in physics. For example, in the field of Particle Physics, Woźniak et al. [11] proposes an anomaly detection method based on a quantum kernel, which determines whether a given set of features extracted from collision events belong to the Standard Model or not, showing a consistent performance improvement over classical methods.

Although these latter quantum kernels may reach an advantage by means of relatively shallow quantum circuits compared to those required by the fault-tolerant approach, finding a quantum kernel suitable for a specific task is not straightforward. Firstly, the expressivity of the quantum kernel, i.e. the ability of a kernel to map data points into any region of the Hilbert space, influences its performance. Highly expressive kernels suffer from an exponential concentration of kernel values, requiring an exponential amount of samples to distinguish them [12]. Moreover, a quantum kernel with high expressivity may have a low learning power, since when decomposing the kernel into orthonormal components, the corresponding eigenvalues are exponentially small in the number of qubits n . Since each component can be learned with a sample size proportional to the corresponding eigenvalue, this results in a quantum kernel incapable of learning any target function [13]. This problem

can be mitigated by using projected quantum kernels [14, 15], which project the data to a smaller Hilbert space, or by limiting the mapping of data to a small region of the exponentially large Hilbert space [16]. Another solution is shown in [17], where techniques from the domain of geometric deep learning [18] are used when the dataset exhibits specific symmetries, as is the case for image-related tasks that exhibit invariance to reflection and rotation. Although this approach yields interesting results, exploiting the symmetries of a dataset requires specific knowledge of the application domain, which is often hard to identify. Secondly, it is difficult to design a quantum kernel that captures the inductive bias and the set of assumptions on the nature of the target function, which are necessary to achieve well-performing models. Therefore, it is important to undertake the challenging task of designing effective quantum kernels in a general, unknown setting.

In this paper, we propose an approach to automatically construct quantum kernels that are tailored to the specific features of a given task. This construction is based on combinatorial optimization techniques and encompasses two key aspects. First, a quantum kernel is represented as a combinatorial object whose modeling places special emphasis on limiting the expressivity of the unitary matrix. Second, a heuristic algorithm is employed to iteratively explore the space of quantum kernels, taking into account the performance of the kernel on the given application scenario or other properties the candidate solution should exhibit (e.g. the degree of expressivity). In proposing this approach, we were inspired by the success of *neural architecture search*, *AutoML*, and *symbolic regression* techniques in classical machine learning. A comparison of our approach with the existing literature is presented in the Supplementary Information Section S-I.

We demonstrate our method for automatic kernel discovery on a problem in High Energy Physics (HEP), namely anomaly detection in proton collision events. This task is pivotal for the advancement of our understanding of new phenomena, which could help unraveling some of the persistent questions in the Standard Model of particle physics, a central theme in the LHC (Large Hadron Collider) physics programme objectives. To evaluate the performance of the discovered kernels, we compare our results with classical techniques as well as with the kernels presented in [11], which is currently the best-performing quantum machine learning algorithm for the task under the specified data compression condition. To ensure a fair comparison, we maintained the same experimental setup and machine learning model used in their study, with the sole modification being the quantum kernel.

Our results showcase the capability of our approach to achieve performances that match or surpass the results obtained via a manual design of quantum kernels, by using an automated selection tool based on optimization.

The paper is structured as follows. Section II introduces the necessary background, while Section III introduces our approach showing how to model quantum kernels as combinatorial objects, how their fitness for specific tasks can be evaluated and their favorable statistical properties recovered, and finally how to optimize those combinatorial objects. In Section IV, we apply our approach to the proton collision

anomaly detection problem and compare our results with the state-of-the-art literature. Finally, in Section V we discuss the promises and limitations of our approach and suggest future directions.

II. PRELIMINARIES

We briefly introduce the necessary background and refer for a more detailed treatment to [4] for a classical background, [19] for a quantum background, and [20] for quantum kernels.

A. Kernel methods

A *kernel function* $\kappa : \mathcal{X} \times \mathcal{X} \rightarrow \mathbb{R}$ over a non-empty set \mathcal{X} is defined as a function

$$\kappa(\mathbf{x}, \mathbf{x}') = \langle \varphi(\mathbf{x}), \varphi(\mathbf{x}') \rangle_{\mathcal{H}}, \quad (1)$$

where $\varphi : \mathcal{X} \rightarrow \mathcal{H}$ is a *feature map*, i.e. a function that maps data from the original space \mathcal{X} to a Hilbert space \mathcal{H} with inner product $\langle \cdot, \cdot \rangle_{\mathcal{H}}$. Kernel functions generalize the notion of similarity between data. The feature map extracts and highlights important patterns in the data, leading to an improvement in the model's performance. Mercer's theorem shows that any positive semidefinite κ is a kernel function for some φ and \mathcal{H} , and it allows an eigendecomposition in terms of non-negative eigenvalues and orthonormal (in \mathcal{H}) eigenfunctions,

$$\kappa(\mathbf{x}, \mathbf{x}') = \sum_{j=0}^{\infty} \lambda_j \phi_j(\mathbf{x}) \phi_j(\mathbf{x}'). \quad (2)$$

A Reproducing Kernel Hilbert Space (RKHS) on \mathcal{X} is denoted as

$$\mathcal{R} = \overline{\text{span}} \left\{ \kappa_{\mathbf{x}} \mid \mathbf{x} \in \mathcal{X}, \langle \kappa_{\mathbf{x}}, \kappa_{\mathbf{x}'} \rangle = \kappa(\mathbf{x}, \mathbf{x}') \right\} \quad (3)$$

for $\kappa_{\mathbf{x}} = \kappa(\mathbf{x}, \cdot)$, and κ reproducing kernel of \mathcal{R} . Furthermore, $\overline{\text{span}}$ denotes the closure of the span, completing the pre-Hilbert space generated by span to a Hilbert space. The *Representer theorem* [4] guarantees that the function $\tilde{f} \in \mathcal{R}$ that minimizes the (regularized) empirical risk over the training set $\{(\mathbf{x}^{(j)}, y^{(j)})\}_{j=1}^m$ is found via a convex, m -dimensional optimization problem whose solution is in the form

$$\tilde{f}(\cdot) = \sum_{j=1}^m \alpha_j \kappa(\mathbf{x}^{(j)}, \cdot). \quad (4)$$

Among the different algorithms to train a model in Equation 4, the support vector machine (SVM) is among the most popular. Its algorithm leads to sparse solutions, meaning the function will have only a few non-zero weights w_j . While SVMs are commonly used for classification tasks, there is a variant known as the one-class SVM (OC-SVM). The OC-SVM is trained on data from a single class and is designed to identify outliers or novel data points [21]. For a detailed derivation of this model, please refer to Supplementary Material S-II.

B. Quantum computing

A quantum system of n -qubits is a Hilbert space \mathcal{H} ,

$$\mathcal{H} = \{\rho \in \mathbb{C}^{2^n \times 2^n} \mid \rho \geq 0, \text{Tr}[\rho] = 1\}; \quad (5)$$

ρ is a *pure state* if it can be expressed as a projector, $\rho = |\psi\rangle\langle\psi|$, with $|\psi\rangle \in \mathbb{C}^{2^n}$ being a unitary vector and $\langle\psi| = (|\psi\rangle)^\dagger$. In our context, \mathcal{H} will denote both the quantum system's space and the target space for the feature map, as they coincide. The computation is carried out by evolving the state using a unitary operator U , i.e. an operator satisfying $UU^\dagger = U^\dagger U = I$. If this operator depends on one or more parameters θ then is denoted as $U(\theta)$.

Information from a quantum system is extracted using a Projection-valued measure (PVM),

$$M = \{\Pi_j \geq 0 \mid \Pi_j = \Pi_j^\dagger, \Pi_i \Pi_j = \delta_{i,j} \}_{j=1}^m, \quad (6)$$

satisfying $\sum_{j=1}^m \Pi_j = I$. The outcomes j of a measurement are observed with probability $\text{Tr}[\rho \Pi_j]$. The measurement is destructive and, following this operation, the quantum state collapses to $\Pi_j \rho \Pi_j^\dagger / \text{Tr}[\Pi_j \rho]$. The measurement in the computational basis corresponds to the PVM $\{|j\rangle\langle j|\}_{j=0}^{2^n-1}$. Given a quantum state ρ and a Hermitian operator (or observable) O , measuring O in the state ρ corresponds to calculating the expectation value $\text{Tr}[\rho O]$. There are more general types of measurements available, but they are not used in this work.

A unitary operation can be described in terms of a quantum circuit on n wires, with the fan-in (number of inputs) matching the fan-out (number of outputs). The quantum gates implementing operators in a *universal set*, whose elements are called elementary gates and usually correspond to the Pauli gates $\sigma_1 = \sigma_x = \begin{pmatrix} 0 & 1 \\ 1 & 0 \end{pmatrix}$, $\sigma_2 = \sigma_y = \begin{pmatrix} 0 & -i \\ i & 0 \end{pmatrix}$, $\sigma_3 = \sigma_z = \begin{pmatrix} 1 & 0 \\ 0 & -1 \end{pmatrix}$, $\sigma_0 = I = \begin{pmatrix} 1 & 0 \\ 0 & 1 \end{pmatrix}$, the CNOT gate $\text{CNOT} = |0\rangle\langle 0| \otimes I + |1\rangle\langle 1| \otimes \sigma_x$, the rotational single- and two-qubit gates $R_\alpha(\theta) = \exp(-i\frac{\theta}{2}\sigma_\alpha)$ and $R_{\alpha\beta}(\theta) = \exp(-i\frac{\theta}{2}\sigma_\alpha \otimes \sigma_\beta)$, with $\alpha, \beta \in \{0, 1, 2, 3\}$.

C. Quantum kernels methods

We can encode classical data $\mathbf{x} \in \mathbb{R}^m$ in the Hilbert space of a quantum system by evolving the state using a unitary operator (and underlying circuit) $U(\mathbf{x})$,

$$\varphi(\mathbf{x}) = U(\mathbf{x})\rho_0 U(\mathbf{x})^\dagger, \quad (7)$$

where ρ_0 represents the initial state of the quantum system. Then,

$$\kappa(\mathbf{x}, \mathbf{x}') = \langle \varphi(\mathbf{x}), \varphi(\mathbf{x}') \rangle_{\mathcal{H}} = \text{Tr}[\rho_{\mathbf{x}} \rho_{\mathbf{x}'}], \quad (8)$$

is a kernel function. Equation 8 can be implemented using the *overlap test*, whose underlying quantum circuit implements the transformation:

$$\kappa(\mathbf{x}, \mathbf{x}') = \text{Tr}[(U(\mathbf{x}')U^\dagger(\mathbf{x})\rho_0 U(\mathbf{x})U^\dagger(\mathbf{x}')) |0\rangle\langle 0|]. \quad (9)$$

The *expressivity* of $U(\mathbf{x})$ can be intuitively understood as its capacity to map classical data into quantum states within the exponentially vast Hilbert space [22]. To formally quantify the expressivity, we rely on the norm of the super-operator A ,

$$A = \int_{\text{Haar}} (|\phi\rangle\langle\phi|)^{\otimes t} d\phi - \int_{\Theta} (U(\theta) |0\rangle\langle 0| U^\dagger(\theta)) \otimes t d\theta, \quad (10)$$

with $t \geq 2$. This formula quantifies how the ensemble of states generated by randomly sampling θ deviates from a state t -design, an ensemble of states that closely approximates the Haar random ensemble of states up to the t -th statistical moment [23]).

III. AUTOMATIC DISCOVERY OF QUANTUM KERNELS

In this section, we introduce our algorithm for the automatic construction of a quantum kernel works. Firstly, we model an n -qubit, m -gates quantum kernel as a discrete object,

$$\mathbf{k} \in \mathcal{QK}_{n,m} \quad (11)$$

with $\mathcal{QK}_{n,m}$ being the space of n -qubits, m -gates quantum kernels. The elements of these sets can be represented as matrices (or vectors) of integers, denoted by $\mathbf{k} \in \mathbb{N}^{6m+n}$, where $6m+n$ represents the number of features required to describe the kernel. Secondly, we introduce a family of criteria denoted by $\mathcal{C} = \{C_1, C_2, \dots\}$, where each $C_i : \mathcal{QK}_{n,m} \rightarrow \mathbb{R}_{\geq 0}$. These criteria individually quantify various aspects of a quantum kernel, such as expressivity, efficiency of classical simulability, or compatibility with the task at hand. Each of these criteria corresponds to specific theoretical properties documented in the literature. The criteria will be used to define a cost function in terms of a (possibly non-linear) map of these

$$C(\mathbf{x}) = f(C_1(\mathbf{x}), \dots, C_m(\mathbf{x})). \quad (12)$$

Thirdly, we select an initial guess. This initial guess can be informed by prior knowledge of the task, where we speculate that a candidate solution may be close to a satisfactory one. Alternatively, it can be the identity circuit. Finally, we employ a heuristic optimization procedure to solve the problem:

$$\mathbf{k}^* = \arg \min_{\mathbf{k} \in \mathcal{QK}_{n,m}} C(\mathbf{k}). \quad (13)$$

The use of a heuristic procedure is forced by the nonconvexity of the cost function and, like all heuristics, gives no guarantee of finding an optimal solution. Our scheme and the underlying software we have developed allow for the use of different heuristics, and is depicted in Figure 1.

A. Modeling quantum kernels

The method we describe generalizes the approach shown in [24]. Consider the quantum circuit implementing a feature map of d -dimensional data, $\mathbf{x} \in \mathbb{R}^d$, which operates on n qubits and consists of m gates. A matrix $\mathbb{N}^{6 \times m}$ is used to represent an n -qubit, m -gate parameterized quantum circuit. In this matrix, each column represents the application of a single- or two-qubit gate. Each gate takes the form:

$$G = \exp\left(-i\frac{\beta_j \mathbf{x}_k}{2} \sigma_\alpha^{(p)} \sigma_\beta^{(q)}\right) = R_{\alpha,\beta}^{(p,q)}(\beta_j \mathbf{x}_k). \quad (14)$$

Here, \mathbf{x}_k represents the k -th feature of the data point $\mathbf{x} \in \mathbb{R}^d$, and σ_α and σ_β are the Pauli generators of the quantum gate, $\sigma_\alpha, \sigma_\beta \in \{\sigma_0, \sigma_1, \sigma_2, \sigma_3\}$. When $\sigma_\alpha = \sigma_0$ or $\sigma_\beta = \sigma_0$, the gate effectively operates on a single qubit. The pair (p, q) , where $p \neq q$, specifies the qubits on which the quantum gate acts. Additionally, $0 < \beta_j < 1$ is an optional scaling

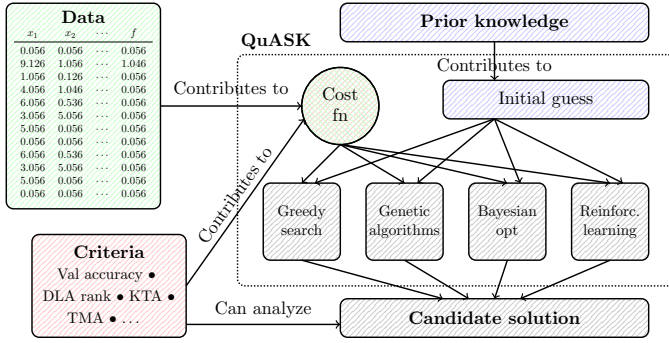


Fig. 1. Pipeline for the automatic discovery of quantum kernels: Prior knowledge of the problem can be employed to propose a sub-optimal educated guess as an initial candidate solution. The cost function that evaluates the quantum kernel at each iteration is based on criteria proposed in the literature and can depend on the problem’s data. Various optimization algorithms can be employed to reach the candidate solutions. The same criteria used for the cost function can also be used to further evaluate the candidate solution and explain its performance.

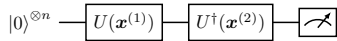


Fig. 2. The ‘overlap test’ quantum circuit used to estimate the inner product of two vectors $\mathbf{x}^{(1)}, \mathbf{x}^{(2)}$ encoded via the unitary transformation U . The probability of reading the string 0^n as the output of the quantum circuit with infinite precision (infinite shots) is estimated by the means of the formula in Equation 9.

factor called *bandwidth*. The possible bandwidth values belong to a discrete set $\{\beta_j\}_{j=0}^{b-1}$ with $\beta_{b-1} = 1$. Each operation is described by a tuple:

$$(\alpha, \beta, p, q, k, j) \quad (15)$$

Here, $\alpha, \beta \in \{0, 1, 2, 3\}$ indicates one of the four Pauli matrices, $p \in \{0, \dots, n-1\}$ for the first qubit on which the transformation acts, $q \in \{0, \dots, n-2\}$ for the second qubit, which cannot be equal to the first one, $k \in \{0, \dots, d-1\}$ for the feature parameterizing the transformation, and $j \in \{0, \dots, b-1\}$ for the bandwidth value. Finally, it is worth noting that some works do not use features \mathbf{x}_j directly as the rotational angle of a parameterized gate. Instead, they prefer using a function of one feature or multiple features. For example, the work in [6] uses angles $\theta_{i,j} = (\mathbf{x}_i - \pi)(\mathbf{x}_j - \pi)$. Such a result can also be obtained in our framework by adding the engineered features as new components to the feature vector \mathbf{x} .

With the given information, we can already implement the most basic kind of quantum kernel, which is based on the ‘overlap test’ (cf. Equation 9). The underlying feature map is defined as $U(\mathbf{x}) = \prod_{g=1}^m R_{\alpha_g, \beta_g}^{(p_g, q_g)}(\beta_{j_g} \mathbf{x}_{k_g})$, and is used to encode the two data points \mathbf{x} and \mathbf{x}' for which we want to calculate the kernel. The corresponding circuit is depicted in Figure 2. To calculate the inner product, we measure in the computational basis and estimate the probability of obtaining the measurement outcome $|0^n\rangle\langle 0^n|$.

An alternative procedure to estimate the inner product is the ‘swap test’, whose circuit is depicted in Figure 3. The swap test operates by estimating the probability of obtaining

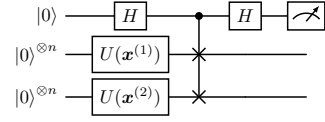


Fig. 3. The ‘swap test’ quantum circuit used to estimate the inner product of two vectors $\mathbf{x}^{(1)}, \mathbf{x}^{(2)}$ encoded accordingly to the unitary transformation U . It uses $2n+1$ qubits, instead of n for the overlap test, but results in shallower circuits. Estimating the probability of reading 0 on the topmost qubit allows us to retrieve the inner product by means of the formula in Equation 16. Furthermore, by applying the controlled operation of the swap test to a subset of the n target qubits of each data-related state, we can calculate partial inner products which can be interpreted as a projected quantum kernel (cf. Equation 9).

a zero outcome from the topmost auxiliary qubit, with the inner product being a linear function of this outcome,

$$\begin{aligned} \kappa(\mathbf{x}, \mathbf{x}') &= 2 \text{Tr}[V \rho_0 V^\dagger O] - 1 \quad (16) \\ V &= (H \otimes I_n \otimes I_n)(c\text{SWAP})(H \otimes U(\mathbf{x}) \otimes U(\mathbf{x}')) \\ O &= |0\rangle\langle 0| \otimes I_n \otimes I_n \end{aligned}$$

When the controlled-SWAP gate acts on a subset of the n target qubits of the two states holding the data, it will result in a partial measurement.

The possibility of performing partial inner products allows us to test similarity within a significantly smaller Hilbert space compared to the n -qubit space, resulting in a kernel function with reduced expressivity. This, in turn, can lead to better generalization performance, as will be discussed in Section III-B. A string $s = 0, 1^n$ indicates which qubits need to be measured, with $s_i = 1$ if the i -th qubit has to be measured. This method exhibits similarities with the *projected quantum kernel* introduced in [14].

An example of a quantum kernel modeled with our method is shown in Figure 4. Each object is described by a vector $\mathbf{k} \in \mathcal{QK}_{n,m} \subseteq \mathbb{N}^{6m+n}$, and the search space has dimensionality

$$(4 \times 4 \times n \times (n-1) \times d \times b)^m \times 2^n. \quad (17)$$

B. Expressivity control

An important aspect in the design of quantum kernels is to ensure that the quantum transformation defining the kernel is not *too expressive*. In fact, as the recent literature suggests, expressive quantum transformations may lead to ineffective machine learning models. For example, Huang *et al.* [14] shows that highly expressive unitaries generate full-rank kernel matrices, while it is common to aim for low-rank kernel matrices, which usually lead to simpler, more efficient models and, in many practical settings, are used to approximate kernel matrix. Also, Kübler, Buchholz, and Schölkopf [13] analyze kernels in terms of their spectral bias [25], focusing on the eigendecomposition of the kernel function (cf. Equation 2), where components with small eigenvalues imply a large amount of data to be learned, and in the extreme case, components with zero eigenvalues are considered out-of-RKHS, i.e., not learnable. Finally, Thanasilp *et al.* [12] demonstrate that highly expressive kernels suffer from the exponential concentration of kernel values, specifically, $\text{Var}[\kappa(\mathbf{x}, \mathbf{x}')] \in O(2^{-n})$

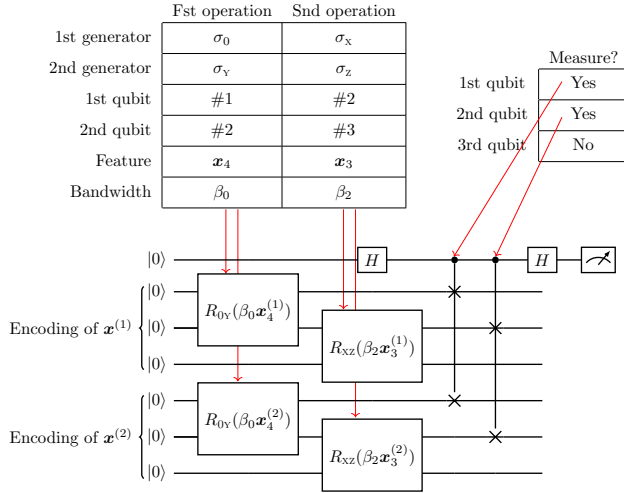


Fig. 4. An example of a quantum kernel modeled using our approach. This quantum kernel is characterized by a feature map operating on a Hilbert space with $n = 3$ qubits and consists of $m = 3$ operations. Each sample is represented as $\mathbf{x} \in \mathbb{R}^5$ (only the last two features are effectively used in this example). While the bandwidth values are not specified, a common choice is to set $\beta_i = i/10$ for $i \in 1, \dots, 10$. The measurement is performed on a subset of the three qubits, making this a projected quantum kernel.

with n representing the number of qubits, and Var is the variance. Consequently, an exponential number of shots is required to distinguish between kernel values.

For these reasons, we have taken great care in considering expressivity control techniques in our formulation. Specifically, we use the bandwidth parameter β , which takes a different value for each gate. As shown in [16], by multiplying the feature by a small prescaling factor restricts the mapping of elements to a multidimensional cone within the Hilbert space. This approach allows us to retain the beneficial statistical properties of quantum kernels, including having some large eigenvalues in Mercer’s eigendecomposition as described in Equation 2.

The other type of expressivity control we consider in our method is known as the *projected quantum kernel* (Huang et al. [14]), defines a kernel function as follows:

$$\kappa(\mathbf{x}^{(1)}, \mathbf{x}^{(2)}) = \text{Tr}[\tilde{\rho}_{\mathbf{x}^{(1)}} \tilde{\rho}_{\mathbf{x}^{(2)}}], \quad (18)$$

where $\tilde{\rho}_{\mathbf{x}} = \text{Tr}_Q[U^\dagger(\mathbf{x})\rho_0 U(\mathbf{x})]$ is the reduced density matrix obtained from the n -qubit state encoding \mathbf{x} , followed by a partial trace operation to estimate a subsystem of $q \ll n$ qubits. Our ‘partial inner product’ approach, as implemented in Figure 3 by applying the swap test gate to a subset of the n target qubits of each state, effectively realizes the function described in Equation 18.

C. Criteria

At the beginning of this section, we have highlighted the significance of establishing criteria for evaluating a quantum kernel $\mathbf{k} \in \mathcal{QK}_{n,m}$. These criteria serve a dual purpose: they can provide guidance during optimization, as shown in Equation 12, and can also be employed to analyze candidate solutions, either confirming their effectiveness or revealing their shortcomings.

We have identified three critical aspects when dealing with quantum kernels. The first aspect is *efficient classical simulability*, where transformations achievable on classical hardware, while not necessarily useless, are not significant in the context of seeking quantum computing advantages. The second aspect is *expressivity*, as highly expressive unitaries can lead to unfavorable statistical properties and should be avoided (cf Section III-B). The third aspect is *kernel compatibility*, which involves quantifying how well the chosen kernel aligns with the specific task at hand. It’s worth noting that designing hard-to-simulate, mildly expressive quantum kernels that do not work for certain tasks (*no free lunch theorem*) is entirely possible. In fact, many quantum kernels do not perform as well as classical ones in various tasks. Even when they show improvement, figuring out why a particular quantum circuit produces such results can be challenging. An automated procedure can help clarify why a specific quantum kernel excels, indicating that the results meet, to some extent, all the criteria we consider essential for a useful quantum kernel. Here, we introduce several useful criteria, explaining their purposes and quantifying their computational cost.

1) *Norm of the super-operator A*: The norm of the super-operator A defined in Equation 10 defines the expressivity of a quantum transformation $U(\cdot)$ and can also represent the expressivity of a quantum kernel. When explicitly constructed, this operator has dimension $2^{n^t} \times 2^{n^t}$. Even for $t = 2$ and modest values of n , computing it is infeasible in general.

2) *Rank of the dynamical Lie algebra*: The dynamical Lie Algebra (DLA) associated with the quantum transformation $U(\mathbf{x}) = \prod_{g=1}^m R_{\alpha_g, \beta_g}^{(p_g, q_g)}(\beta_{j_g} \mathbf{x}_{k_g})$ forms a vector space over \mathbb{C} equipped with a bilinear operation, the commutator, denoted by $[\sigma, \eta] = \sigma\eta - \eta\sigma$. This vector space is spanned by generators of U , which include any $\sigma_{\alpha_g}^{(p_g)} \sigma_{\beta_g}^{(q_g)}$ as well as generators derived through repeated commutation of these elements. Larocca et al. [26] have established that a unitary with an associated DLA of dimensionality $O(\exp(n))$ is highly expressive. This criterion is a coarse proxy for expressivity since, when constraining the rotational angles of individual gates, as done when using a bandwidth, it is possible to end up with a unitary that is only mildly expressive but possesses an exponentially sized DLA. Nonetheless, this measure proves extremely valuable, not only for quantifying expressivity but also for assessing the computational complexity of classical simulation. In fact, as demonstrated in [27], a quantum computation with a polynomially-sized DLA can be efficiently simulated on a classical device. Our choice to work with generators, rather than explicit gates like CNOT, is motivated by the ease of handling the associated DLA in our approach.

From an algorithmic perspective, it remains an open problem to determine the rank of a DLA in time polynomial in n , in general. The iterative approach, which involves repeatedly commuting previously identified generators until reaching a fixed point, becomes exponential in n as there can be 4^{n-1} possible generators. However, we can approximate this number by establishing an arbitrary threshold T and classifying any unitary as ‘hard to classically simulate’ if its DLA surpasses this rank threshold.

3) *(Centered) Kernel-target alignment*: The Kernel-Target alignment (KTA), introduced by Cristianini *et al.* [28], aims to quantify how well a kernel function fits a specific task. Let $\{(\mathbf{x}^{(j)}, y^{(j)})\}_{j=1}^m$ be the training set. The KTA is calculated as the (normalized) Frobenius inner product between the kernel Gram matrix $K = [\kappa(\mathbf{x}^{(i)}, \mathbf{x}^{(j)})]_{i,j=1}^m$ and the matrix $Y = \mathbf{y}\mathbf{y}^\top$, where $\mathbf{y} = [y_i]_{i=1}^m$ is the vector of labels,

$$A(K, Y) = \frac{\langle K, Y \rangle_F}{\sqrt{\|K\|_F \|Y\|_F}}. \quad (19)$$

Cortes, Mohri, and Rostamizadeh [29] later enhanced the metric by introducing the *centered* KTA, which subtracts the mean value from both matrices. Their experiments have demonstrated that this modified metric exhibits a stronger correlation with the generalization error across most tasks. Moreover, this approach is a computationally inexpensive and pragmatically effective method for quantifying kernel compatibility.

4) *Task-model alignment*: The task-model alignment, introduced by Canatar, Bordelon, and Pehlevan [25], offers an alternative approach to quantifying kernel compatibility. It is based on the concept of *spectral bias*, which suggests that when a kernel function κ is decomposed into its real, non-negative eigenvalues $\{\lambda_j\}_{j=0}^\infty$ (sorted in non-decreasing order) and corresponding eigenfunctions $\{\phi_j\}_{j=0}^\infty$, components associated with larger eigenvalues are easier to learn, requiring fewer samples. Thus, if we eigendecompose the target function of our task as

$$f(\mathbf{x}) = \sum_{j=0}^\infty w_j \sqrt{\lambda_j} \phi_j(\mathbf{x}), \quad (20)$$

we can observe that when f has large w_j associated with its first components, it indicates that the target function can be learned more easily. This concept gives rise to the task-model alignment, which quantifies how much of the *power* of the target function lies within the top k kernel eigenfunctions,

$$T(k) = \frac{\sum_{j=0}^k \lambda_j w_j^2}{\sum_{j=0}^\infty \lambda_j w_j^2}. \quad (21)$$

It's important to note that the spectral bias can be used to explain why a specific kernel function performs well or poorly by examining the contributions of the individual components. If it is not possible to carry out the eigendecomposition analytically, a numerical approach can be used, using the kernel Gram matrix K and the labels \mathbf{y} (cf. [25, Methods]).

5) *Validation error*: The most direct method to assess the effectiveness of a quantum kernel is by computing the accuracy of the classifier concerning a validation test of i.i.d. sampled data points and labels. While this approach can be effective, it is not free from drawbacks: it requires the training of the associated model, introducing overhead that might become too heavy for the task. Additionally, it does not provide insights into the classifier's performance beyond identifying which subset of samples it fails to classify correctly.

D. Optimization

The optimization technique is used to solve Equation 13. Due to the non-convexity of the cost function, we can only use optimization techniques which are heuristic, providing us with no guarantees on the optimality of the solution. Our approach is to be independent of any specific optimization technique. In our software, we have implemented several of them.

1) *Greedy approach*: This approach iterates over each 'cell' of the kernel $\mathbf{k} \in \mathcal{QK}_{n,m}$ and selects the best value for that single element, then repeats the operation for the following elements. Each action is locally optimal. The process is deterministic once fixed the initial solution.

2) *Genetic algorithms*: This approach begins with a population of randomly generated candidate solutions. It then proceeds through a three-step process: selection, crossover, and mutation. The selection process extracts a subset of solutions for processing in each iteration, typically favoring those with the best cost function values. The crossover operation combines two candidate solutions, creating, for instance, a solution with the first half of the elements from one parent and the second half from another. Finally, the mutation phase perturbs one or more components of the candidate solution. All resulting solutions are added to the population, and the process repeats. The specific methods used in each of these steps give rise to a wide variety of genetic algorithms. For a comparison of these methods, we refer the reader to [30].

3) *Bayesian optimization*: This approach relies on two components: a probabilistic model of the target function and an *acquisition function*. The probabilistic model, typically a Gaussian process, describes the distribution of candidate estimator functions based on the observations $(\mathbf{x}_i, f(\mathbf{x}_i))$ and the model's uncertainty. With the addition of more observations, the distribution of functions becomes narrower and closer to the true target. The acquisition function samples the next point to observe. This choice often involves a tradeoff between regions with high variance, where sampling can help reduce uncertainty and improve the model (*exploration*), and regions closer to a previously found optimal value, which aids in converging toward a desirable candidate solution (*exploitation*).

4) *Reinforcement learning (RL)*: This approach relies on an agent that explores the environment, making a sequence of decisions to maximize a *cumulative* reward function. At each step, the agent's set of possible actions involves adding another operation to the quantum circuit. In this case, the agent can choose the generator, pair of qubits, feature, and bandwidth that characterize that operation. Upon completing the process, the algorithm has determined a *policy*, which establishes a mapping between the states of the algorithm and the actions to be taken. Among the numerous possible Reinforcement Learning (RL) approaches, we have implemented SARSA (State-Action-Reward-State-Action). For an in-depth description, we refer the reader to [31].

IV. APPLICATION TO ANOMALY DETECTION IN HIGH ENERGY PHYSICS

The benchmark application we selected is a kernel-based *anomaly detection* task in HEP. Specifically, the search for new

physics processes in Large Hadron Collider (LHC) events with a realistic dataset eventually deployed at CERN in the current scientific campaign. The interest within the HEP community and beyond for these kinds of searches is continuously growing and one of the clear and important examples is shown by Woźniak *et al.* [11], where the anomaly search can greatly benefit from the application of quantum kernel techniques, making it a notable and important application of QML.

Our experiments aim to determine whether our automated approach can match or surpass the quantum kernels proposed in [11], which currently represent one of the state-of-the-art for this task together with [32] where the authors find that employing a Quantum Support Vector Classifier trained to identify the artificial anomalies allows to identify realistic BSM events with high accuracy. To this end, we maintained the same experimental setup and machine learning model used in their study, with the sole modification being the quantum kernel. Our results showcase the capability to achieve performance that matches or surpasses the state-of-the-art results for any process examined. Importantly, these results were obtained without the need to manually design the quantum transformation, underscoring the inherent automation in our approach. A more detailed background on this application can be found in Supplementary Material S-III.

A. Dataset

The dataset used for this study consists of proton-proton collisions simulated at a center-of-mass energy of $\sqrt{13}TeV$. The dataset comprises a combination of the SM process and the BSM processes. These processes are representative of potential new physics scenarios at the Large Hadron Collider (LHC) experiments and are considered anomalies. It is worth noting that we are comparing our results with suboptimal classical methods that do not represent the current state of the art for the community. This is primarily due to the significant feature reduction we applied to the original dataset to accommodate the current constraint on qubit count.

The datasets used in this work are publicly available at [33] and represent dijet collision events. Each jet contains 100 particles, and its dynamics according to an SM or a BSM process is simulated via Monte Carlo-based techniques. The resulting data is processed to emulate the effect of the detectors. The BSM processes considered are the Randall-Sundrum gravitons decaying into W-bosons (narrow G), the broad Randall-Sundrum gravitons decaying into W-bosons (broad G), and a scalar boson A decaying into Higgs and Z bosons ($A \rightarrow HZ$). The simulation results in a large number of features, which are then processed via an autoencoder to a smaller but arbitrary number of features. More details on this construction are shown in Supplementary Material S-III. The output dimension of the autoencoder is the *latent dimension* $\ell = 4$ and $\ell = 8$.

After the work of the autoencoder, each of these datasets takes the form $\{(\mathbf{x}^{(i)}, y^{(i)}) \in \mathbb{R}^{2\ell} \times \{\text{SM}, \text{BSM}\}\}_{i=1}^m$. The factor of 2ℓ arises from the fact that we are studying *dijet events*, where two jets collide with each other. As a result, we have ℓ features for each jet. The features are scaled to the range

$(-1, 1)$. Note that, to allow a fair comparison between our results and the ones in [11], the datasets are used as-is. The quantum model is then trained only on Standard Model data and tested to recognize anomalies in unseen data.

B. Setup

Our experimental assessment has two distinct phases. In the first phase, the *kernel discovery*, we select the kernel κ , which is represented numerically as $\mathbf{k} \in \mathcal{QK}$, using our automated approach. In the second phase, the *kernel assessment*, we evaluate the performance of the chosen candidate solution \mathbf{k} and compare it with the state-of-the-art performance of other kernel methods in the existing literature. We have considered datasets with latent dimensions $\ell = 8$.

During the first phase, our methods are applied to the datasets described in Section IV-A. We optimize based on a single criterion, accuracy over a (small) validation set. The cost function is defined as

$$C(\mathbf{k}) = \frac{1}{|\mathcal{D}'|} \sum_{(x,y) \in \mathcal{D}'} \mathbb{1}(f_{\mathbf{k}}(x) = y) \quad (22)$$

In this formula, $f_{\mathbf{k}}$ represents a one-class SVM (OC-SVM) trained on a subset of 75 i.i.d. samples and evaluated on a *different* subset \mathcal{D}' of 75 i.i.d. samples. The function $\mathbb{1}(\cdot)$ equals 1 when the predicate specified in its argument is true and 0 otherwise.

Bayesian optimization is employed as the optimization technique, well-suited for complex black-box optimization processes like the one at hand. We start with an initial kernel, which corresponds to the identity matrix. During the kernel discovery phase, we conducted tests using various optimization approach configurations. Our quantum circuit uses a number of qubits equal to the latent dimension, while the number of operations was set to either $m = 8$ or $m = 12$. Since Bayesian optimization is an iterative process, we experimented with 5 and 10 iterations. In each iteration, we sampled 5 points via the acquisition function.

In the second phase, we evaluate the candidate solution \mathbf{k} by training the selected model, once again an OC-SVM, and assessing its performance using testing accuracy. We use separate training and testing sets, consisting of 200 and 1500 elements, respectively. The testing process is repeated five times, each with a different i.i.d. samples testing set of 1500 elements, enabling us to estimate the average and standard deviation of accuracy.

It is important to note the difference in data size between the first and second phases. In the second phase, the training process is executed only once, which enables us to analyze a significantly larger dataset within a reasonable timeframe. Conversely, the optimization process is iterative and computationally expensive, requiring careful design of a feasible cost function. Finally, the quantum circuits have been simulated in a noiseless simulation environment using *quask* [34] and Qiskit libraries in Python 3.

C. Results

We compare our approach to the best performing classical kernel and the state-of-the-art quantum kernel in [11], focusing

Approach	Dataset Narrow G	Dataset A \rightarrow HZ	Dataset Broad G
Best classical kernel (in [11])	99.54 \pm 0.42	97.94 \pm 0.69	50.90 \pm 3.97
Best quantum kernel (in [11])	99.65 \pm 0.23	98.05 \pm 0.58	55.20 \pm 3.96
This work ($m = 8, t = 5$)	99.28 \pm 0.58	97.66 \pm 0.61	47.62 \pm 4.17
This work ($m = 8, t = 10$)	99.28 \pm 0.58	97.66 \pm 0.61	61.61 \pm 4.67
This work ($m = 12, t = 5$)	99.37 \pm 0.46	94.57 \pm 1.60	58.70 \pm 4.38
This work ($m = 12, t = 10$)	99.73 \pm 0.20	98.34 \pm 0.37	58.70 \pm 4.38

TABLE I

COMPARISON OF THE TOP TESTING ACCURACY (AVERAGE AND STANDARD DEVIATION) OF THE BEST CLASSICAL AND QUANTUM KERNELS FOR PROTON COLLISION ANOMALY DETECTION, WITH A LATENT DIMENSION OF $\ell = 8$. FOR QUANTUM APPROACHES, THE NUMBER OF QUBITS IS EQUAL TO ℓ . THE BEST QUANTUM KERNEL IN [11] CONSISTS OF 2ℓ ROTATIONAL GATES AND $\ell - 1$ CNOT. THE BEST QUANTUM KERNEL WITH OUR APPROACH INCLUDES m TWO-QUBIT ROTATIONAL GATES, WITH $m = 8, 12$. BAYESIAN OPTIMIZATION HAS BEEN RUN FOR $t = 5, 10$ ITERATIONS. THE BEST-PERFORMING APPROACH IS HIGHLIGHTED IN BOLD.

on a latent dimension $\ell = 8$. In our analysis, we examine the performance of the final model, measured as the Area Under the Curve (AUC) of the Receiver Operating Characteristic (ROC) curve, by varying the parameters of interest m , representing the number of operations (which can be 8 or 12), and t , denoting the number of optimization epochs (either 5 or 10).

For the Narrow G and A \rightarrow HZ datasets (see Table I), our method with $m = 12$ operations outperforms both classical and quantum kernels. By using a reduced number of operations ($m = 8$), our algorithm discovers a kernel with a slightly lower accuracy than the state-of-the-art quantum kernel, suggesting that a more complex circuit is required to better capture and leverage the underlying patterns in the data. Nevertheless, both datasets have nearly reached a point of saturation, providing minimal opportunity for further enhancement. On the other hand, for the Broad G dataset, which is notably more challenging to analyze, our algorithm discovers a kernel able to outperform both classical and quantum kernels by a consistent margin. It is interesting to note that on this dataset the maximum performance is achieved on $m = 8$, suggesting that having a smaller number of gates simplifies the optimization process, leading to a better overall performance. This is in agreement with the consideration that Bayesian optimization, which has been chosen for its efficacy in black-box optimization processes, is known to face challenges when dealing with problems that involve a high number of variables. Bridging this observation with our results, we note that with $m = 12$ we still obtain a better AUC than both compared methods, despite the increased complexity.

A more comprehensive performance analysis is given by considering Receiver Operating Characteristic (ROC) curves (see Figures 5 and 6). These curves illustrate the relationship between the True Positive Rate (TPR), which signifies correctly classified events, and the False Positive Rate (FPR), representing misclassified events, while varying the threshold parameter ν of the model, that acts as an upper bound on the fraction of outliers (see Supplementary Material S-II for more details). Specifically, we highlight the configurations that benefit the most from our approach with a latent dimension of 8, considering circuits with 8 operations (see Figure 5)

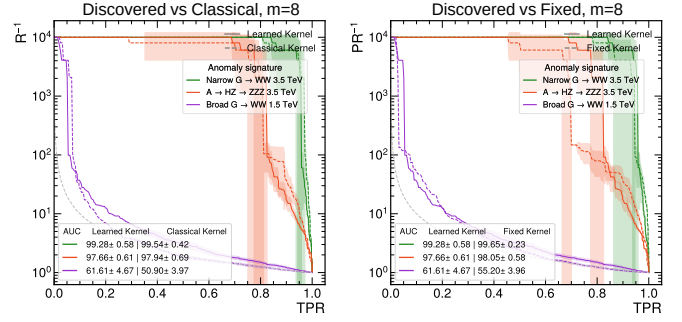


Fig. 5. ROC-AUC curve comparing our approach (straight line) with the best classical (dashed line, plot on the left) and quantum (dashed line, plot on the right) kernels from the literature for datasets with a latent dimension of 8. In the displayed configuration, the kernel built with our approach consists of $m = 8$ operations.

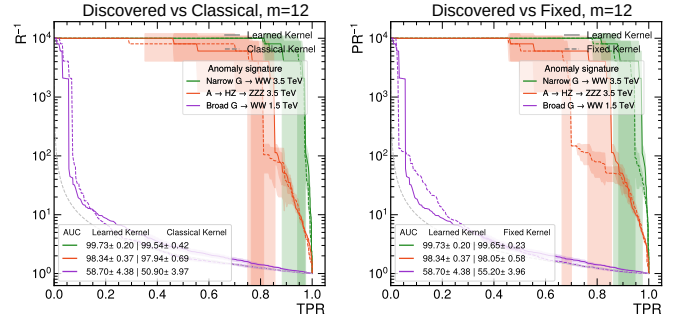


Fig. 6. ROC-AUC curve comparing our approach (straight line) with the best classical (dashed line, plot on the left) and quantum (dashed line, plot on the right) kernels from the literature for datasets with a latent dimension of 8. In the displayed configuration, the kernel built with our approach consists of $m = 12$ operations.

and 12 operations (see Figure 6). We compare these results to the ROC of the best classical and best quantum kernels. By considering the ROC, we can examine for which and how many values of ν a particular model is more accurate than another. For example, as shown in Figure 5 for the Broad G dataset, our discovered kernel with 8 operations exhibits a lower FPR (and therefore a better accuracy) than the state-of-the-art quantum kernel for each value of TPR lower than 0.075, and for each value between 0.2 and 1. In general, every discovered model with a higher AUC shows a lower FPR for the vast majority of TPR values, demonstrating an overall superior performance.

V. CONCLUSIONS

We have presented a novel approach to address the challenging task of selecting an appropriate quantum kernel for a specific task. We have introduced an algorithm for the automated discovery of quantum kernels, which operates without prior knowledge of the underlying problem, relying solely on a set of observations, and yields a candidate solution through heuristic optimization. We demonstrate the effectiveness of our approach in solving the problem of proton collision anomaly detection, a crucial issue in high-energy physics and a significant benchmark in the field of quantum machine learning due to its potential for quantum advantage. In the

tested configuration, our approach identifies quantum kernels that either match or surpass the performance of the best-performing methods currently known. We have made our software available as open-source, enabling researchers to explore its potential benefits in other use cases.

While the proposed approach offers a broad range of functionality and configuration options, encompassing various criteria and optimization techniques, we have only presented here a limited subset of the possible configurations. We have left for future research the investigation of the individual impacts of each criterion and a comparison of the results obtained with different optimization algorithms. Additionally, an interesting path to improve our method could be to select optimization algorithms well-suited for a large number of variables, in order to explore potential solutions with a higher number of operations. This could even involve variants of Bayesian optimization, such as Sparse Axis-Aligned Subspaces (SAAS-BO), which impose sparsity assumptions on the variables [35].

Moreover, a promising direction for further exploration lies in identifying new tasks with data that share a similar nature to proton collision anomaly detection. These tasks could prove to be excellent candidates for practical applications of quantum kernels.

VI. DATA AND CODE AVAILABILITY

The datasets are publicly available at [33]. The software is built on the *quask* library for Python 3 [34]. The code to reproduce our experiments is accessible at the following URL: https://github.com/Dan-LB/Quantum_Kernel_Discovery_AD_HEP.

VII. ACKNOWLEDGEMENTS

MI and ADP are partially supported by the Istituto Nazionale di Alta Matematica “Francesco Severi”. MG is supported by CERN through the CERN Quantum Technology Initiative. We acknowledge the CINECA award under the IS CRA initiative, for the availability of high-performance computing resources and support.

REFERENCES

- [1] J. Biamonte et al. “Quantum machine learning”. In: *Nature* 549.7671 (2017).
- [2] M. Cerezo et al. “Challenges and opportunities in quantum machine learning”. In: *Nature Computational Science* 2.9 (2022).
- [3] M. Schuld and N. Killoran. “Quantum Machine Learning in Feature Hilbert Spaces”. In: *Physical Review Letters* 122.4 (2019).
- [4] I. Steinwart and A. Christmann. *Support Vector Machines*. Springer, 2008.
- [5] K. Muandet et al. “Kernel mean embedding of distributions: A review and beyond”. In: *Foundations and Trends® in Machine Learning* 10.1-2 (2017).
- [6] V. Havlicek et al. “Supervised learning with quantum-enhanced feature spaces”. In: *Nature* 567.7747 (2019).
- [7] M. Incudini et al. “Higher-order topological kernels via quantum computation”. In: *Arxiv preprint 2307.07383* (2023).
- [8] Y. Liu et al. “A rigorous and robust quantum speed-up in supervised machine learning”. In: *Nature Physics* 17.9 (2021).
- [9] J. Jäger and R. V. Krems. “Universal expressiveness of variational quantum classifiers and quantum kernels for support vector machines”. In: *Nature Communications* 14.1 (2023).
- [10] J. Preskill. “Quantum computing in the NISQ era and beyond”. In: *Quantum* 2 (2018).
- [11] K. A. Woźniak et al. “Quantum anomaly detection in the latent space of proton collision events at the LHC”. In: *arXiv preprint arXiv:2301.10780* (2023).
- [12] S. Thanasilp et al. “Exponential concentration and untrainability in quantum kernel methods”. In: *arXiv preprint arXiv:2208.11060* (2022).
- [13] J. Kübler et al. “The inductive bias of quantum kernels”. In: *Advances in Neural Information Processing Systems* 34 (2021).
- [14] H.-Y. Huang et al. “Power of data in quantum machine learning”. In: *Nature Communications* 12, 2631 (2021).
- [15] B. Y. Gan et al. “A Unified Framework for Trace-induced Quantum Kernels”. In: *arXiv preprint arXiv:2311.13552* (2023).
- [16] A. Canatar et al. “Bandwidth enables generalization in quantum kernel models”. In: *arXiv preprint arXiv:2206.06686* (2022).
- [17] M. Ragone et al. *Representation Theory for Geometric Quantum Machine Learning*. arXiv:2210.07980 [quant-ph, stat]. 2023.
- [18] M. M. Bronstein et al. *Geometric Deep Learning: Grids, Groups, Graphs, Geodesics, and Gauges*. arXiv:2104.13478 [cs, stat]. 2021.
- [19] R. Manenti and M. Motta. *Quantum Information Science*. Oxford University Press, 2023.
- [20] M. Schuld and F. Petruccione. *Machine learning with quantum computers*. 2nd. Springer, 2021.
- [21] B. Schölkopf et al. “Support vector method for novelty detection”. In: *Advances in neural information processing systems* 12 (1999).
- [22] S. Sim et al. “Expressibility and entangling capability of parameterized quantum circuits for hybrid quantum-classical algorithms”. In: *Advanced Quantum Technologies* 2.12 (2019).
- [23] Y. Nakata et al. “Generating a state t-design by diagonal quantum circuits”. In: *New Journal of Physics* 16.5 (2014).
- [24] M. Ostaszewski et al. “Reinforcement learning for optimization of variational quantum circuit architectures”. In: *Advances in Neural Information Processing Systems* 34 (2021).
- [25] A. Canatar et al. “Spectral bias and task-model alignment explain generalization in kernel regression and infinitely wide neural networks”. In: *Nature communications* 12.1 (2021).
- [26] M. Larocca et al. “Diagnosing barren plateaus with tools from quantum optimal control”. In: *Quantum* 6 (2022).

- [27] R. Somma et al. “Efficient solvability of Hamiltonians and limits on the power of some quantum computational models”. In: *Physical review letters* 97.19 (2006).
- [28] N. Cristianini et al. “On kernel-target alignment”. In: *Advances in neural information processing systems* 14 (2001).
- [29] C. Cortes et al. “Algorithms for learning kernels based on centered alignment”. In: *The Journal of Machine Learning Research* 13 (2012).
- [30] S. Katoch et al. “A review on genetic algorithm: past, present, and future”. In: *Multimedia tools and applications* 80.5 (2021).
- [31] Y. Matsuo et al. “Deep learning, reinforcement learning, and world models”. In: *Neural Networks* 152 (2022).
- [32] J. Schuhmacher et al. “Unravelling physics beyond the standard model with classical and quantum anomaly detection”. In: *arXiv preprint arXiv:2301.10787* (2023).
- [33] M. Pierini and K. A. Wozniak. *Dataset for Quantum anomaly detection in the latent space of proton collision events at the LHC*. Zenodo, 2023.
- [34] F. Di Marcantonio et al. “Quantum Advantage Seeker with Kernels (QuASK): a software framework to speed up the research in quantum machine learning”. In: *Quantum Machine Intelligence* 5.1 (2023).
- [35] D. Eriksson and M. Jankowiak. “High-dimensional Bayesian optimization with sparse axis-aligned subspaces”. In: *Uncertainty in Artificial Intelligence*. PMLR, 2021.

Supplementary material: Automatic and effective discovery of quantum kernels

S-I. RELATED WORKS

Our work is inspired by numerous machine learning techniques that aim to customize models for specific tasks by optimizing their parameters and configurations. Listing all the relevant literature is beyond the scope of this paper. Therefore, in this section, we explore the analogies between our approach and those previously proposed in classical and quantum machine learning, referring the reader to more comprehensive treatments of the subject when needed.

A. Classical machine learning

In classical machine learning, an approach closely related to our technique is the *neural architecture search* (NAS), which is aimed at automating the creation of artificial neural networks. This process involves defining a search space to select the best network topology from various possibilities. NAS proves particularly valuable when determining the optimal number of layers and neurons per layer is not readily calculable or guessable. Drawing an analogy between the network underlying a multilayer perceptron and the network underlying a quantum circuit provides strong motivation for applying these techniques in quantum machine learning. Various strategies have been employed to explore the NAS search space, including reinforcement learning [1], random search [2], and Bayesian optimization [3]. NAS is part of a larger family of approaches known as *AutoML*, which focuses on automating the design of a machine learning model across all its stages, including feature preprocessing and selection. While NAS is certainly restricted to artificial neural networks, AutoML comprehends any model including kernels. Our algorithm, which determines the subset of features to be included in the quantum circuit, falls within the broader category of AutoML. For a comprehensive review of this field, we refer the reader to Waring, Lindvall, and Umeton [4].

Another task similar to the one at hand is the *symbolic regression*. This technique involves regression methods based on symbolic or mathematical expressions and has found applications in rediscovering physical laws [5]. In this context, it is common to use a fitness function to minimize both the empirical error and the model complexity. To address the challenge of combinatorial explosion, they impose a constraint requiring the resulting formula to have meaningful physical units associated with it. Once again, the analogy with our approach lies in the treatment of the basic operations used to construct the symbolic formula, similar to how we handle single operations applied via the quantum circuit. The technique to limit the model complexity is similar to the expressivity control techniques in quantum kernels. For additional approaches to scientific discovery using artificial intelligence, we recommend referring to the review by Krenn *et al.* [6].

B. Quantum machine learning

In quantum machine learning, the task of customizing a quantum circuit for a specific task has been widely studied. Two main approaches are typically followed: the variational approach and the combinatorial approach.

The variational approach involves incorporating certain free parameters as rotational arguments within the quantum circuit and training these parameters to minimize a loss function using stochastic gradient descent. Authors in [7] have defined a quantum kernel that takes into account, along with the features, some free parameters to be optimized to maximize the Kernel Alignment. These techniques have been later applied to work on data with group structure by [8]. The advantage in this case is the use of a computationally cheap optimization technique and taking advantage of the large body of literature and software available on variational quantum algorithm. Clearly, when using these approaches, we must carefully avoid any cause of barren plateau, including high expressivity.

The combinatorial approach is centered around selecting the sequence of gates that constitute the quantum kernel. The discrete nature of this description requires the use of combinatorial optimization techniques. These methods have been notably useful in the context of variational quantum classifiers. For instance, [9] applied reinforcement learning agents to optimize the quantum circuit for VQE, specifically for learning the ground state of lithium hydride. [10] advocated the use of Monte Carlo Tree Search as an effective heuristic for circuit optimization, while [11] demonstrated the efficacy of evolutionary algorithms. Additionally, [12] proposed a technique to optimize both the ansatz and the parameters of the variational quantum circuit in a single step, minimizing resource usage.

The combinatorial approach applied to quantum kernels has not been studied in such depth. Altares-López, Ribeiro, and García-Ripoll [13] pioneered the use of genetic algorithms to construct the feature map of a quantum kernel. Their feature map is structured similarly to our approach, representing quantum gates (CNOT, R_x , R_y , R_z) instead of using the generators as in our approach. The authors do not explicitly consider the expressivity of the model but provide a measure of complexity in terms of the number of single-qubit gates and the number of CNOT gates separately. The drawback of this approach is that penalizing CNOT gates results in quantum circuits that can be efficiently simulated on classical devices. A similar approach has been tested in [14] using synthetic datasets. None of these approaches explicitly use theoretical results in the theory of quantum kernels.

S-II. DERIVATION OF THE ONE-CLASS SVM

SVM is typically employed to address binary classification problems, although it can be adapted to tackle various tasks, including anomaly detection. Anomaly detection is often achieved using a *one-class SVM* (OC-SVM), an unsupervised learning model that identifies samples that appear to be drawn from a different distribution than the regular one. This model is capable of handling both novelty detection and outlier detection. The distinction between these tasks lies in the training data; novelty detection is trained exclusively on ‘regular’ data, while outlier detection is trained on both regular data and anomalies. The task addressed in this work, anomaly detection in proton collision events, falls under the category of novelty detection.

In this section, we show the functioning of such a model. Our explanation first introduces the hard- and soft-margin SVMs, which are commonly used in classification problems, then adapts the formulation to suit the unsupervised nature of novelty detection.

A. Hard-margin SVM

Consider a binary classification task. Let $\{(\mathbf{x}^{(j)}, y^{(j)})\}_{j=1}^m$ be the training set, where $y^{(j)} \in \{\pm 1\}$. Suppose the dataset is linearly separable, meaning there exists a hyperplane $\mathbf{w}^\top \mathbf{x} + b = 0$, with \mathbf{w} as the normal vector to the hyperplane and b as the offset to the origin, which perfectly separates the two classes.

An SVM finds a pair of parallel hyperplanes such that one class’s samples lie on one side of the first hyperplane and the other class’s samples are in the opposite region of the second hyperplane, and the distance between the two hyperplanes is maximized. This problem can be modeled as a constrained optimization:

$$\arg \min_{\mathbf{w}, b} \langle \mathbf{w}, \mathbf{w} \rangle \quad (23)$$

$$\text{subject to } y^{(j)}(\mathbf{w}^\top \mathbf{x}^{(j)} + b) \geq 1, \text{ for } j = 1, \dots, m \quad (24)$$

The solution leads to hyperplanes that are distant by $2/\|\mathbf{w}\|$ from each other. The resulting classifier, known as the *hard-margin SVM*, has the following prediction function:

$$\tilde{f}(\mathbf{x}) = \text{sign}(\mathbf{w}^\top \mathbf{x} + b). \quad (25)$$

We can solve the optimization problem using Lagrangian multiplier methods, introducing a slack variable α_j for each constraint, leading to:

$$\mathcal{L}(\mathbf{w}, \boldsymbol{\alpha}) = \frac{1}{2} \langle \mathbf{w}, \mathbf{w} \rangle - \sum_{j=1}^m \alpha_j [y^j (\mathbf{x}^j \mathbf{w} + b) - 1]. \quad (26)$$

The problem can be solved in its primal form $\arg \min_{\mathbf{w}, b} \max_{\boldsymbol{\alpha}} \mathcal{L}(\mathbf{w}, \boldsymbol{\alpha})$ or in its dual form $\arg \max_{\boldsymbol{\alpha}} \min_{\mathbf{w}, b} \mathcal{L}(\mathbf{w}, \boldsymbol{\alpha})$. For this particular problem, the primal and dual forms lead to equivalent solutions. We prefer to solve the dual problem because it immediately works with kernel functions. We first set $\partial \mathcal{L} / \partial \mathbf{w} = \partial \mathcal{L} / \partial b = 0$, which leads to the optimization problem:

$$\arg \max_{\boldsymbol{\alpha} > 0} -\frac{1}{2} \sum_{j,k=1}^m \alpha_j \alpha_k y^j y^k \langle \mathbf{x}^j, \mathbf{x}^k \rangle + \sum_{j=1}^m \alpha_j \quad (27)$$

This optimization problem is convex and can be solved efficiently using quadratic programming. The solution of the dual Lagrangian leads to a classifier in the form:

$$\tilde{f}(\mathbf{x}) = \text{sign} \left(\sum_{j \in SV} \alpha_j \langle \mathbf{x}, \mathbf{x}^{(j)} \rangle \right). \quad (28)$$

Here, the elements $j \in SV$ are called support vectors. This optimization problem often leads to sparse solutions, as the optimal value for any α_j is zero. The non-zero values are associated with samples lying on the hyperplane contributing to the solution. For this reason, inference with an SVM is computationally efficient. Note that the ‘dual form’ of the SVM allows us to use kernel methods without any additional effort by replacing the Euclidean inner product with any κ .

B. Soft-margin SVM

To account for noisy datasets that might not be linearly separable, the *soft-margin SVM* can be used. It relies on a set of m slack variables $\xi_j = \max(0, 1 - y^{(j)}(\mathbf{w}^\top \mathbf{x}^{(j)} + b))$, representing the classification error for the j -th element of the training set. The optimization problem is then formulated as follows:

$$\arg \min_{\mathbf{w}, b} \langle \mathbf{w}, \mathbf{w} \rangle + C \sum_{j=1}^m \xi_j \quad (29)$$

$$\text{subject to } y^{(j)}(\mathbf{w}^\top \mathbf{x}^{(j)} + b) \geq 1 - \xi_j, \text{ for } j = 1, \dots, m. \quad (30)$$

The constant $C \in [0, +\infty]$ penalizes these errors, and for $C = \infty$, we recover the hard-margin SVM.

Alternatively, we can formulate the same model differently using the ν -SVM (nu-SVM), replacing the parameter C with $\nu \in [0, 1)$. Note that ν is an upper bound on the fraction of margin errors and a lower bound on the fraction of support vectors. The formulation is as follows:

$$\arg \min_{\mathbf{w}, b, \xi \geq 0, \rho > 0} \frac{1}{2} \langle \mathbf{w}, \mathbf{w} \rangle - \nu \rho + \frac{1}{2} \sum_{j=1}^m \xi_j \quad (31)$$

$$\text{subject to } y^{(j)}(\mathbf{w}^\top \mathbf{x}^{(j)} + b) \geq \rho - \xi_j, \text{ for } j = 1, \dots, m. \quad (32)$$

It's worth noting that ρ substitutes 1 in the constraint, indicating that the margins are now at a distance of $2\rho/\|\mathbf{w}\|$, not $2/\|\mathbf{w}\|$ as in the hard-margin case.

C. One-class SVM

Finally, we introduce the one-class SVM [15]. The optimization problem is defined as follows:

$$\arg \min_{w, b, \xi \geq 0, \rho \neq 0} \frac{1}{2} \langle w, w \rangle - \rho + \frac{1}{\nu d} \sum_{j=1}^m \xi_j \quad (33)$$

$$\text{subject to } (\mathbf{w}^\top \mathbf{x}^j + b) \geq \rho - \xi_j \text{ for } j = 1, \dots, m. \quad (34)$$

Here, d is the dimensionality of the feature vectors. It's important to note that in this formulation, we do not consider labels, which allows us to work with unsupervised tasks.

The dual form of the Lagrangian associated with this task is as follows:

$$\arg \min_{0 \leq \alpha_j \leq \frac{1}{\nu d}, \sum_j \alpha_j = 1} \frac{1}{2} \sum_{j,k=1}^m \alpha_j \alpha_k \langle \mathbf{x}^{(j)}, \mathbf{x}^{(k)} \rangle \quad (35)$$

The solution to this leads to the function:

$$\tilde{f}(\mathbf{x}) = \text{sign} \left(\sum_{j \in SV} \alpha_j \langle \mathbf{x}, \mathbf{x}^{(j)} \rangle - \rho \right). \quad (36)$$

For $\tilde{f}(\mathbf{x}) = 1$, the data is inferred to be regular, while for $\tilde{f}(\mathbf{x}) = -1$, it is inferred to be anomalous. Again, the Euclidean inner product can be replaced with any kernel function.

S-III. EXTENDED BACKGROUND ON ANOMALY DETECTION IN PROTON COLLISION

A. Motivation

After the discovery of the Higgs boson, one of the main goals of the LHC physics program is the search for new phenomena that would answer some of the open questions associated with the Standard Model (SM) of particle physics, the theory that describes our understanding of the fundamental constituents of the universe such as the origin of Dark Matter and Dark Energy and why the known forces in nature are characterized by largely different energy scales. The scientific workflow for the community consists, on the one hand, of collecting experimental data from proton beams that are accelerated in the collider and, on the other hand, of generating precise simulated data with Montecarlo techniques. Those collected and generated data are then compared to depict deviations with respect to the adopted theoretical formulation of Nature, namely the SM.

In this setting, we define searches for Beyond Standard Model (BSM) physics-model-dependent approach where a signal is defined as a specific process described by the chosen BSM scenario, and the background is defined as any SM process that generates a similar signature as that of a BSM process. Anomaly detection searches can be described then as a model-independent approach, where there is no need to postulate a priori the signal of interest to enable a more sensitive analysis in case an unexpected signature is present in the data. Consequently, this unsupervised approach considers anomalies as any event in the data that deviates from the SM predictions relying minimally on specific new physics scenarios. In this work, we look specifically, as done in similar work, to new exotic particles decaying to jet pairs, namely, a resonance (peak) in the dijet mass (m_{jj}) distribution.

B. Detailed construction of the dataset

The dataset consists of Monte Carlo simulated samples of standard model physics with the addition of BSM processes related to the actual sensitivity of LHC experiments. To allow a realistic loading and analysis of the adopted dataset on current quantum devices the data are mapped to a latent representation of reduced dimensionality using an autoencoder model.

The datasets used in this work are publicly available at [16], it represents a dijet collision event. Each jet contains 100 particles and each particle is described by three spatial coordinates for a total of 300 features. The BSM processes (aka anomalies) to benchmark the model performance are: Randall-Sundrum gravitons decaying into W-bosons (narrow G), broad Randall-Sundrum gravitons decaying into W-bosons (broad G), and a scalar boson A decaying into Higgs and Z bosons ($A \rightarrow HZ$). Events are produced with PYTHIA [17], Jets are clustered from reconstructed particles using the anti- k_T [18] clustering algorithm, with typical kinematic cut emulating the effect of a typical LHC online event selection. Subsequently, data are processed with DELPHES [19] to emulate detector effects, specifically with the adoption of CMS configuration card.

Then, this huge dataset is manipulated using a classical autoencoder that is trained to compress particle jet objects individually without access to truth labels. This approach is preferred over the more standard PCA method due to its ability to capture nonlinear relationships within the data. The output dimension of the autoencoder is the *latent dimension*. The original work in [20] has considered multiple possible latent dimensions, while here we consider only $\ell = 4$ and $\ell = 8$.

We have used the pre-processed dataset, after the simulation and the autoencoding. These datasets takes the form $\{(\mathbf{x}^{(i)}, y^{(i)}) \in \mathbb{R}^{2\ell} \times \{\text{SM, BSM}\}\}_{i=1}^m$. The factor of 2ℓ arises from the fact that we are studying *dijet events*, where two jets collide with each other. As a result, we have ℓ features for each jet.

SUPPLEMENTARY MATERIAL REFERENCES

- [1] B. Zoph and Q. V. Le. “Neural architecture search with reinforcement learning”. In: *arXiv preprint arXiv:1611.01578* (2016).
- [2] H. Liu et al. “Hierarchical representations for efficient architecture search”. In: *arXiv preprint arXiv:1711.00436* (2017).
- [3] C. White et al. “Bananas: Bayesian optimization with neural architectures for neural architecture search”. In: *Proceedings of the AAAI Conference on Artificial Intelligence*. Vol. 35. 12. 2021.
- [4] J. Waring et al. “Automated machine learning: Review of the state-of-the-art and opportunities for healthcare”. In: *Artificial intelligence in medicine* 104 (2020).
- [5] S.-M. Udrescu et al. “AI Feynman 2.0: Pareto-optimal symbolic regression exploiting graph modularity”. In: *Advances in Neural Information Processing Systems* 33 (2020).
- [6] M. Krenn et al. “On scientific understanding with artificial intelligence”. In: *Nature Reviews Physics* 4.12 (2022).
- [7] S. Lloyd et al. “Quantum embeddings for machine learning”. In: *arXiv preprint arXiv:2001.03622* (2020).
- [8] J. R. Glick et al. “Covariant quantum kernels for data with group structure”. In: *arXiv preprint arXiv:2105.03406* (2021).
- [9] M. Ostaszewski et al. “Reinforcement learning for optimization of variational quantum circuit architectures”. In: *Advances in Neural Information Processing Systems* 34 (2021).
- [10] F.-X. Meng et al. “Quantum Circuit Architecture Optimization for Variational Quantum Eigensolver via Monte Carlo Tree Search”. In: *IEEE Transactions on Quantum Engineering* 2 (2021).
- [11] Y. Huang et al. “Robust resource-efficient quantum variational ansatz through an evolutionary algorithm”. In: *Physical Review A* 105.5 (2022).
- [12] Y. Du et al. “Quantum circuit architecture search for variational quantum algorithms”. In: *npj Quantum Information* 8.1 (2022).
- [13] S. Altares-López et al. “Automatic design of quantum feature maps”. In: *Quantum Science and Technology* 6.4 (2021).
- [14] B.-S. Chen and J.-L. Chern. “Genetically auto-generated quantum feature maps”. In: *arXiv preprint arXiv:2207.11449* (2022).
- [15] B. Schölkopf et al. “Support vector method for novelty detection”. In: *Advances in neural information processing systems* 12 (1999).
- [16] M. Pierini and K. A. Wozniak. *Dataset for Quantum anomaly detection in the latent space of proton collision events at the LHC*. Zenodo, 2023.
- [17] T. Sjöstrand et al. “An Introduction to PYTHIA 8.2”. In: *Comput. Phys. Commun.* 191 (2015).
- [18] M. Cacciari et al. “The anti- k_t jet clustering algorithm”. In: *JHEP* 04 (2008).
- [19] J. de Favereau et al. “DELPHES 3, A modular framework for fast simulation of a generic collider experiment”. In: *JHEP* 02 (2014).
- [20] K. A. Woźniak et al. “Quantum anomaly detection in the latent space of proton collision events at the LHC”. In: *arXiv preprint arXiv:2301.10780* (2023).