

Two-Real-Singlet-Model Benchmark Planes

Tania Robens^{1,*}

¹*Ruder Boskovic Institute, Bijenicka cesta 54, 10000 Zagreb, Croatia*

(Dated: September 26, 2022)

Abstract

In this manuscript, I briefly review the Benchmark Planes in the Two-Real-Singlet Model (TRSM), a model that enhances the Standard Model (SM) scalar sector by two real singlets that obey a $\mathbb{Z}_2 \otimes \mathbb{Z}'_2$ symmetry. In this model, all fields acquire a vacuum expectation value, such that the model contains in total 3 CP-even neutral scalars that can interact with each other. All interactions with SM-like particles are inherited from the SM-like doublet via mixing. I remind the readers of the previously proposed benchmark planes, and briefly discuss possible production at future Higgs factories, as well as regions in a more generic scan of the model. For these, I also discuss the use of the W-boson mass as a precision observable to determine allowed/ excluded regions in the models parameter space. This work builds on a whitepaper submitted to the Snowmass process.

* trobens@irb.hr

I. INTRODUCTION AND MODEL

The model discussed here has been proposed in [1], and I refer the reader to that reference for a detailed discussion of model setup and constraints. I just briefly repeat the generic features for completeness. The work presented here is an extension of a Snowmass white paper [2]. Similar models have e.g. been discussed in [3–15].

The potential in the scalar sector is given by

$$V(\Phi, S, X) = \mu_\Phi^2 \Phi^\dagger \Phi + \lambda_\Phi (\Phi^\dagger \Phi)^2 + \mu_S^2 S^2 + \lambda_S S^4 + \mu_X^2 X^2 + \lambda_X X^4 \\ + \lambda_{\Phi S} \Phi^\dagger \Phi S^2 + \lambda_{\Phi X} \Phi^\dagger \Phi X^2 + \lambda_{SX} S^2 X^2. \quad (1)$$

Here, Φ denotes the SM-like doublet, while X, S are two additional real scalar fields. The model obeys an additional $\mathbb{Z}_2 \otimes \mathbb{Z}_2'$ symmetry $\mathbb{Z}_2 : S \rightarrow -S, \mathbb{Z}_2' : X \rightarrow -X$, while all other fields transform evenly under the respective \mathbb{Z}_2 symmetry. All three scalars acquire a vacuum expectation value (vev) and therefore mix. This leads to three physical states with all possible scalar-scalar interactions.

Among the important constraints are e.g. the Higgs signal strength measurements by the LHC experiments, perturbative unitarity as well as the requirement for the potential to be bounded from below, and current collider searches. Results have been obtained using the **ScannerS** [5, 8, 16–18] framework. Experimental results from past and current collider experiments have been implemented using the publicly available tools **HiggsBounds** [19–24] and **HiggsSignals** [25–28].

In the following, we will use the convention that

$$M_1 \leq M_2 \leq M_3 \quad (2)$$

and denote the corresponding physical mass eigenstates by h_i . Gauge and mass eigenstates are related via a mixing matrix. Interactions with SM particles are then inherited from the scalar excitation of the doublet via rescaling factors κ_i , such that $g_i^{h_i AB} = \kappa_i g_i^{h_i AB, \text{SM}}$ for any $h_i AB$ coupling, where A, B denote SM particles. Orthogonality of the mixing matrix implies $\sum_i \kappa_i^2 = 1$. Furthermore, signal strength measurements require $|\kappa_{125}| \gtrsim 0.96$ [1]¹ for the SM-like scalar h_{125} , which can be h_1, h_2 or h_3 depending on the specific parameter choice.

For a certain production process (e.g. gluon gluon fusion) the cross section, σ , for h_a with mass M_a can be obtained from the corresponding SM Higgs production cross section, σ_{SM} , by simply rescaling

$$\sigma(M_a) = \kappa_a^2 \cdot \sigma_{\text{SM}}(M_a). \quad (3)$$

Since κ_a rescales all Higgs couplings to SM particles, Eq. (3) is exact up to genuine electroweak corrections involving Higgs self-interactions, and in particular holds to all orders in QCD.

¹ Note that the Run 2 combinations of ATLAS [29] and CMS [30] separately lead to $|\kappa_{125}| \gtrsim 0.96$ and $|\kappa_{125}| \gtrsim 0.94$, respectively. All benchmark planes in [1] fulfill these requirements.

The scaling factor κ_a plays the same role in universally rescaling the partial widths of h_a decays into SM particles, leading to

$$\Gamma(h_a \rightarrow \text{SM}; M_a) = \kappa_a^2 \cdot \Gamma_{\text{tot}}(h_{\text{SM}}; M_a), \quad (4)$$

where $\Gamma(h_a \rightarrow \text{SM}; M_a)$ denotes the sum of all partial widths of h_a into SM particle final states. In addition, the branching ratios (BRs) of h_a decays to other scalar bosons, $h_a \rightarrow h_b h_c$, are given by:

$$\text{BR}(h_a \rightarrow h_b h_c) = \frac{\Gamma_{a \rightarrow bc}}{\kappa_a^2 \Gamma_{\text{tot}}(h_{\text{SM}}) + \sum_{xy} \Gamma_{a \rightarrow xy}}. \quad (5)$$

where the denominator now denotes the total width of the scalar h_a . In the absence of BSM decay modes — which is always the case for the lightest Higgs bosons h_1 — h_a has BRs identical to a SM-like Higgs boson of the same mass.

II. BENCHMARK PLANES

In [1], several benchmark planes (BPs) were proposed which were meant to capture mainly features that by the time of that publication were not yet addressed by searches at the LHC:

- asymmetric production and decay, in the form of

$$pp \rightarrow h_3 \rightarrow h_1 h_2,$$

where, depending on the kinematics, $h_2 \rightarrow h_1 h_1$ decays are also possible;

- symmetric decays in the form of

$$pp \rightarrow h_i \rightarrow h_j h_j,$$

where none of the scalars corresponds to the 125 GeV resonance. Note that this in principle allows for further decays $h_j \rightarrow h_k h_k$, again depending on the specific benchmark plane kinematics.

We list the definition of these benchmark planes in tables I and II, respectively.

For this work, I rescanned all benchmark planes with the newest **HiggsBounds** and **HiggsSignals** versions: **HiggsBounds-5.10.2** and **HiggsSignals-2.6.2**. For nearly all parameter points, these new versions did not introduce additional constraints on the parameter space, and I therefore show the benchmark planes from the original publication. One exception is BP5 which has a slightly more constrained parameter space taking additional searches into account. I also comment on a possible recast on this plane and give a list of current experimental searches partially relying on our model. All cross sections which are displayed are for a center of mass (com) energy of 13 TeV and have been derived using rescaled predictions of the NNLO+NNLL production cross sections for a SM-like Higgs of the respective mass as tabulated in [31], see [1] for a more detailed discussion.

benchmark scenario	h_{125} candidate	target signature	possible successive decays
BP1	h_3	$h_{125} \rightarrow h_1 h_2$	$h_2 \rightarrow h_1 h_1$ if $M_2 > 2M_1$
BP2	h_2	$h_3 \rightarrow h_1 h_{125}$	-
BP3	h_1	$h_3 \rightarrow h_{125} h_2$	$h_2 \rightarrow h_{125} h_{125}$ if $M_2 > 250$ GeV
BP4	h_3	$h_2 \rightarrow h_1 h_1$	-
BP5	h_2	$h_3 \rightarrow h_1 h_1$	-
BP6	h_1	$h_3 \rightarrow h_2 h_2$	$h_2 \rightarrow h_{125} h_{125}$ if $M_2 > 250$ GeV

TABLE I. Overview of the benchmark scenarios: The second column denotes the Higgs mass eigenstate that we identify with the observed Higgs boson, h_{125} , the third column names the targeted decay mode of the resonantly produced Higgs state, and the fourth column lists possible relevant successive decays of the resulting Higgs states.

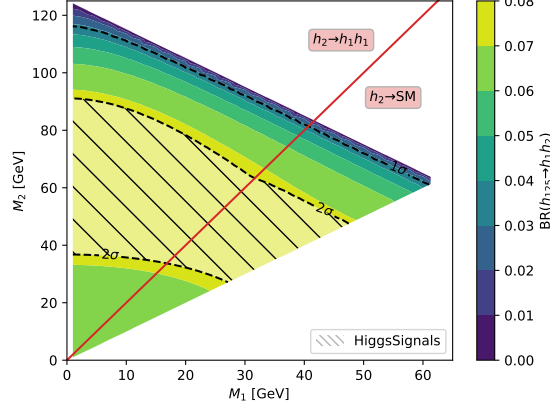
Parameter	Benchmark scenario					
	BP1	BP2	BP3	BP4	BP5	BP6
M_1 [GeV]	[1, 62]	[1, 124]	125.09	[1, 62]	[1, 124]	125.09
M_2 [GeV]	[1, 124]	125.09	[126, 500]	[1, 124]	125.09	[126, 500]
M_3 [GeV]	125.09	[126, 500]	[255, 650]	125.09	[126, 500]	[255, 1000]
θ_{hs}	1.435	1.352	-0.129	-1.284	-1.498	0.207
θ_{hx}	-0.908	1.175	0.226	1.309	0.251	0.146
θ_{sx}	-1.456	-0.407	-0.899	-1.519	0.271	0.782
v_s [GeV]	630	120	140	990	50	220
v_x [GeV]	700	890	100	310	720	150
κ_1	0.083	0.084	0.966	0.073	0.070	0.968
κ_2	0.007	0.976	0.094	0.223	-0.966	0.045
κ_3	-0.997	-0.203	0.239	0.972	-0.250	0.246

TABLE II. Input parameter values and coupling scale factors, κ_a ($a = 1, 2, 3$), for the six defined benchmark scenarios. The doublet vev is set to $v = 246$ GeV for all scenarios.

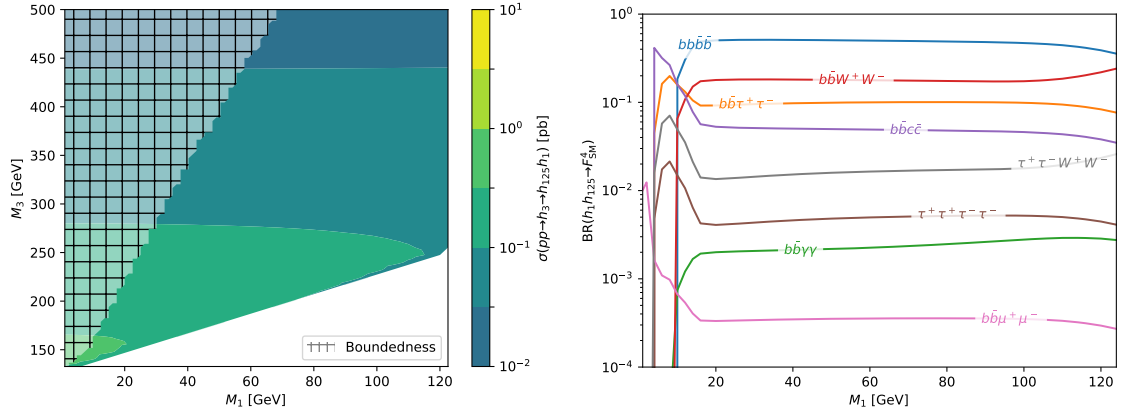
A. Asymmetric decays

In this subsection, I discuss the asymmetric decay modes $h_3 \rightarrow h_1 h_2$, where successively one of the three scalars is identified with the 125 GeV resonance. I display the corresponding benchmark planes in figure 1.

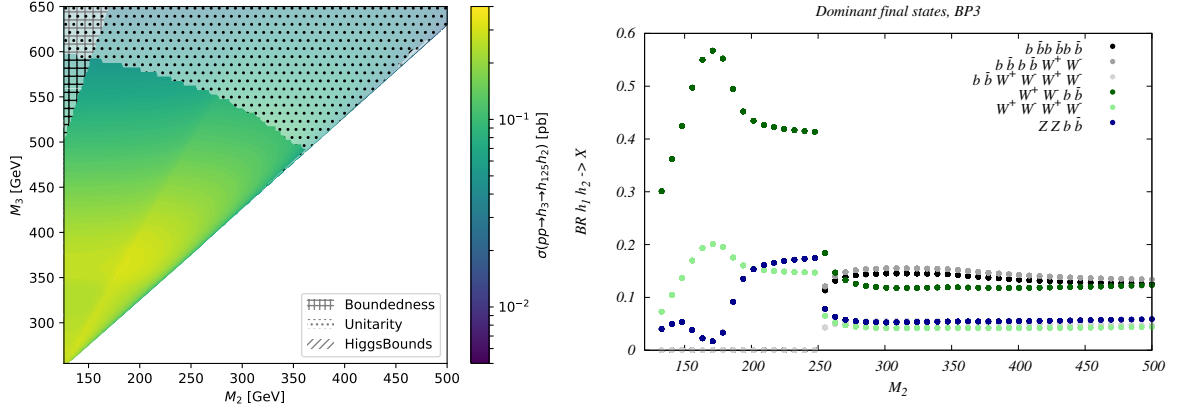
Depending on the benchmark plane, maximal production cross sections are given by $\sim 3 - 4$ pb, ~ 0.6 pb, and 0.3 pb for $h_1 h_2$ production for BPs 1/2/3, respectively. In BP3, the



Benchmark Plane 1



Benchmark Plane 2



Benchmark Plane 3

FIG. 1. Benchmark planes for asymmetric production and decay, $pp \rightarrow h_3 \rightarrow h_1 h_2$, for various assignments of the 125 GeV resonance. *Top row*: BP1, where $h_3 \equiv h_{125}$. Production cross sections are close to the SM production here, of around ~ 4 pb at 13 TeV. Shown is the branching ratio to $h_1 h_2$ in the two-dimensional mass plane. *Middle and bottom rows*: BPs 2 and 3, where $h_{2,1} \equiv h_{125}$, respectively. *Left*: Production cross sections at a 13 TeV LHC. *Right*: Branching ratios of the $h_1 h_2$ state as a function of the free light scalar mass. Partially taken from [1].

$h_1 h_1 h_1$ final state reaches cross sections up to ~ 140 fb. Note that as soon as the kinematic threshold for $h_2 \rightarrow h_{125} h_{125}$ is reached, in fact decays from that state become dominant.

B. Symmetric decays

Symmetric decays are given by BPs 4/5/6, with again a differing assignment for $h_{3/2/1} \equiv h_{125}$, respectively. The corresponding production and decay modes are displayed in figure 2.

Depending on the benchmark plane, pair-production cross sections can reach up to 60/ 2.5/ 0.5 pb for BPs 4/5/6, respectively. For the latter the $h_{125} h_{125} h_{125} h_{125}$ final state can reach rates up to 14 fb. Also note that the allowed parameter space in BP5 has slightly shrunk, mainly due to the implementation of an additional search [32] into **HiggsBounds** after the performance of the original scan. For BP6, 6 particle final states as e.g. $W^+ W^- b \bar{b} b \bar{b}$ can reach branching ratios up to $\sim 10\%$, depending on M_2 .

III. FURTHER INVESTIGATION OF THIS MODEL

After the original appearance of the paper proposing the TRSM, several theoretical and experimental works have been performed which at least partially build on the benchmark planes proposed here. We briefly list some of these here.

A. Investigation of the $h_{125} h_{125} h_{125}$ final state

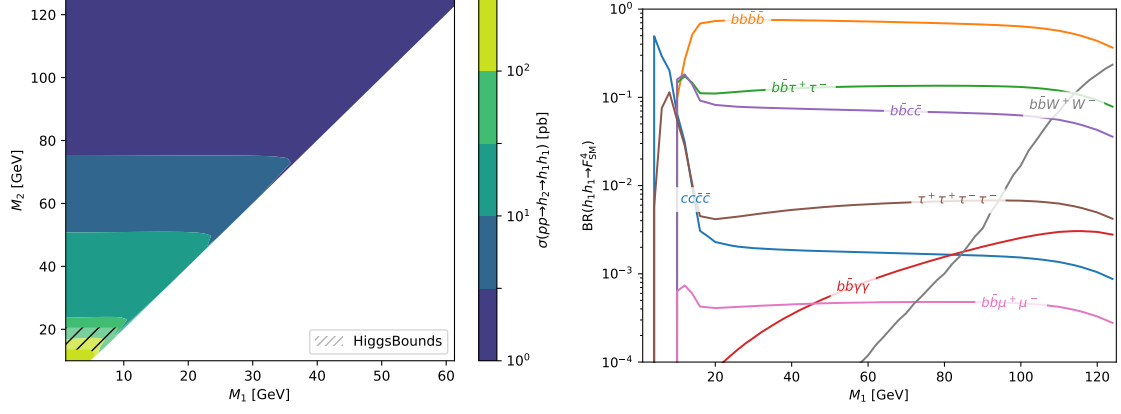
In BP3, for $M_2 \rightarrow 250$ GeV, the decay $h_2 \rightarrow h_1 h_1$ becomes dominant, leading to a $h_{125} h_{125} h_{125}$ final state. For subsequent decays into $b \bar{b}$, this BP has been investigated in [33]. We found that, depending on the parameter point and integrated luminosity, significances between 3 and ~ 10 can be achieved. I display the results in table III.

Note we also compared how different channels, e.g. direct decays of the heavier scalars into VV or $h_{125} h_{125}$ final states, would perform at a HL-LHC. The results are displayed in figure 3.

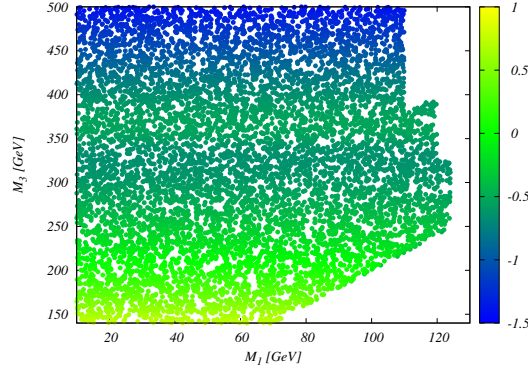
We note that all benchmark points that were investigated can additionally be probed by other production and decay mechanisms. Note, however, that these test different regions of the parameter space, as they depend on different parameters in the potential. These searches can therefore be considered to be complementary.

B. Recasting current LHC searches

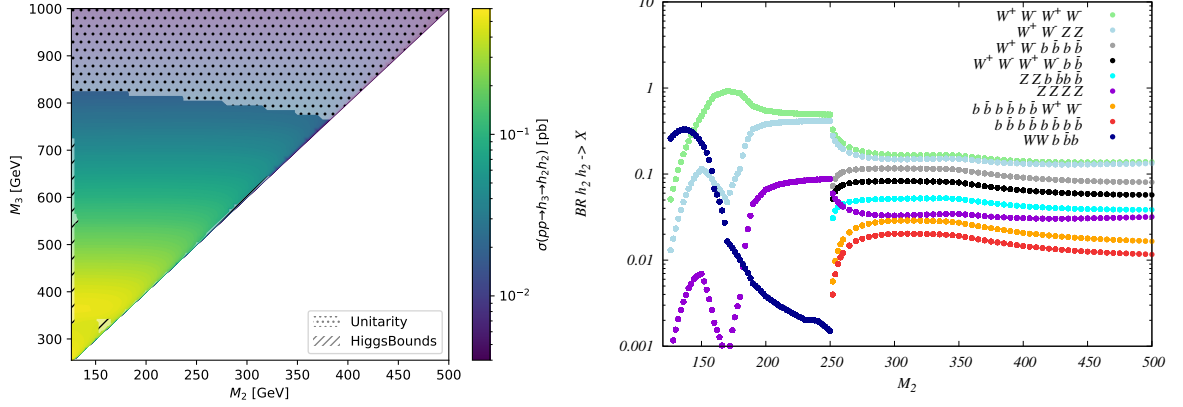
It is also interesting to investigate whether current searches can be reinterpreted and recasted in such a way that they allow to exclude regions in the models parameter space



Benchmark Plane 4



Benchmark Plane 5 [color coding: $\log_{10}(\sigma_{h_3 \rightarrow h_1 h_1}/[\text{pb}])$]



Benchmark Plane 6

FIG. 2. Benchmark planes for symmetric production and decay, $pp \rightarrow h_i \rightarrow h_j h_j$, for various assignments of the 125 GeV resonance. Top /middle/ bottom rows: BPs 4/5/6, where $h_{3/2/1} \equiv h_{125}$. Left: Production cross sections at a 13 TeV LHC. Right: Branching ratios of the $h_j h_j$ state as a function of the lighter free scalar mass. Branching ratios for BP4 and 5 are identical, therefore only one plot is displayed here. Partially taken from [1].

Label	(M_2, M_3) [GeV]	$\varepsilon_{\text{Sig.}}$	$S _{300\text{fb}^{-1}}$	$\varepsilon_{\text{Bkg.}}$	$B _{300\text{fb}^{-1}}$	$\text{sig} _{300\text{fb}^{-1}}$ (syst.)	$\text{sig} _{3000\text{fb}^{-1}}$ (syst.)
A	(255, 504)	0.025	14.12	8.50×10^{-4}	19.16	2.92 (2.63)	9.23 (5.07)
B	(263, 455)	0.019	17.03	3.60×10^{-5}	8.12	4.78 (4.50)	15.10 (10.14)
C	(287, 502)	0.030	20.71	9.13×10^{-5}	20.60	4.01 (3.56)	12.68 (6.67)
D	(290, 454)	0.044	37.32	1.96×10^{-4}	44.19	5.02 (4.03)	15.86 (6.25)
E	(320, 503)	0.051	31.74	2.73×10^{-4}	61.55	3.76 (2.87)	11.88 (4.18)
F	(264, 504)	0.028	18.18	9.13×10^{-5}	20.60	3.56 (3.18)	11.27 (5.98)
G	(280, 455)	0.044	38.70	1.96×10^{-4}	44.19	5.18 (4.16)	16.39 (6.45)
H	(300, 475)	0.054	41.27	2.95×10^{-4}	66.46	4.64 (3.47)	14.68 (4.94)
I	(310, 500)	0.063	41.43	3.97×10^{-4}	89.59	4.09 (2.88)	12.94 (3.87)
J	(280, 500)	0.029	20.67	9.14×10^{-5}	20.60	4.00 (3.56)	12.65 (6.66)

TABLE III. The resulting selection efficiencies, $\varepsilon_{\text{Sig.}}$ and $\varepsilon_{\text{Bkg.}}$, number of events, S and B for the signal and background, respectively, and statistical significances. A b -tagging efficiency of 0.7 has been assumed. The number of signal and background events are provided at an integrated luminosity of 300 fb^{-1} . Results for 3000 fb^{-1} are obtained via simple extrapolation. The significance is given at both values of the integrated luminosity excluding (including) systematic errors in the background. Taken from [33].

that were not directly scrutinized in the experimental search, or for which no interpretation was presented in the original publication. In [34], the authors have reinterpreted a CMS search for $pp \rightarrow H \rightarrow h_{125} h_{125} \rightarrow 4b$ [35], which corresponds to di-Higgs production via a heavy resonance and subsequent decays into $b\bar{b}$ final states, and extended the mass ranges for the scalars in the decay chain. I have applied these results to the TRSM, in particular to BP5. I display the corresponding results in figure 4². We see that the sensitive region of parameter space is significantly extended, and therefore, an actual experimental analysis also in this parameter region is greatly encouraged.

C. Experimental searches with TRSM interpretations

Two experimental searches have by now made use of the predictions obtained within the TRSM to interpret regions in parameter space that are excluded: a CMS search for asymmetric production and subsequent decay into $b\bar{b}b\bar{b}$ final states [37], as well as $b\bar{b}\gamma\gamma$ in [38]. For this, maximal production cross sections were provided in the parameter space, allowing all additional new physics parameter to float; the respective values have been tabulated in [39]. Figures 5 and 6 show the expected and observed limits in this search for the TRSM and NMSSM [40].

² I thank the authors of [34] for providing us with the corresponding exclusion limits.

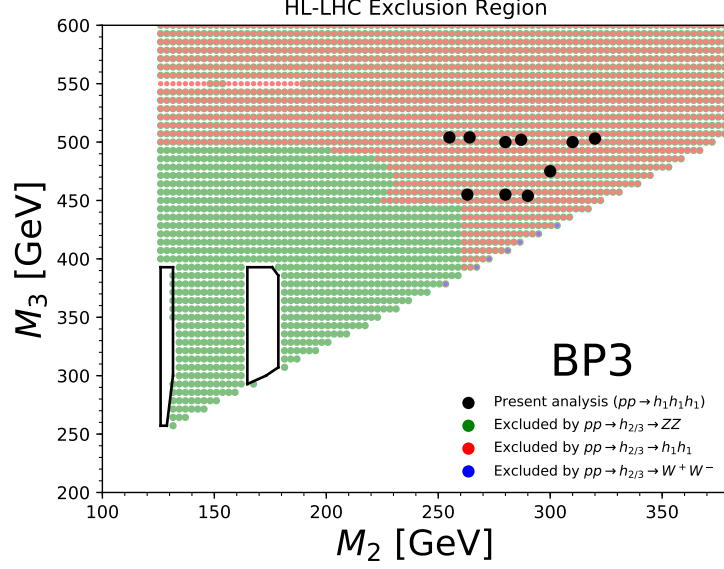


FIG. 3. The expected exclusion region for the full integrated luminosity of the HL-LHC, 3000 fb^{-1} , through final states *other* than $pp \rightarrow h_1 h_1 h_1$ as explained in the main text. Points with green circles are expected to be excluded by ZZ final states, with red circles by $h_1 h_1$ and with blue circles by $W^+ W^-$. The $W^+ W^-$ analysis excludes only very few points on the parameter space and therefore appears infrequently in the figure. The points **A–I** that we have considered in our analysis of $pp \rightarrow h_1 h_1 h_1$ are shown in black circles overlayed on top of the circles indicating the exclusion. The two cut-out white regions near $M_2 \sim 130 \text{ GeV}$ and $M_2 \sim 170 \text{ GeV}$ will remain viable at the end of the HL-LHC. Taken from [33].

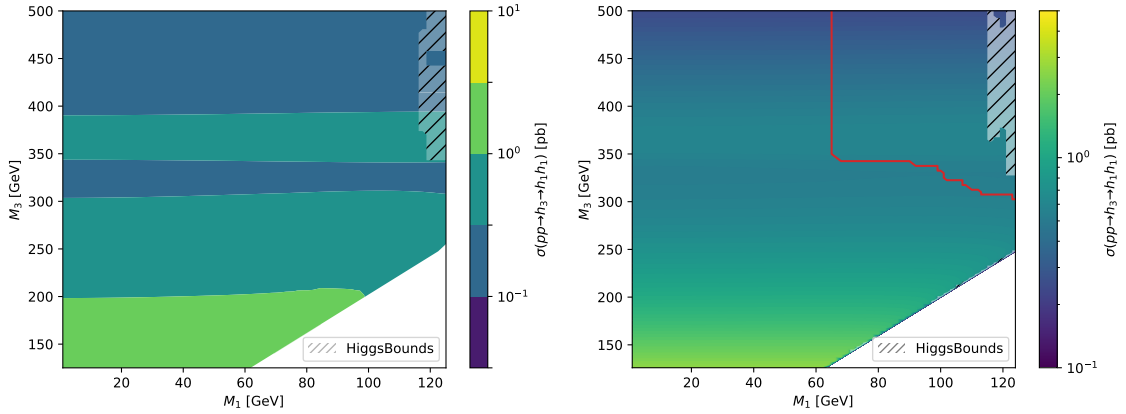


FIG. 4. Reinterpretation of a 36 fb^{-1} CMS search for di-Higgs production via a heavy resonance using the 4 b final state. The exclusion line uses the results obtained in [34]. Points to the right and above the red contour are excluded. Taken from [36].

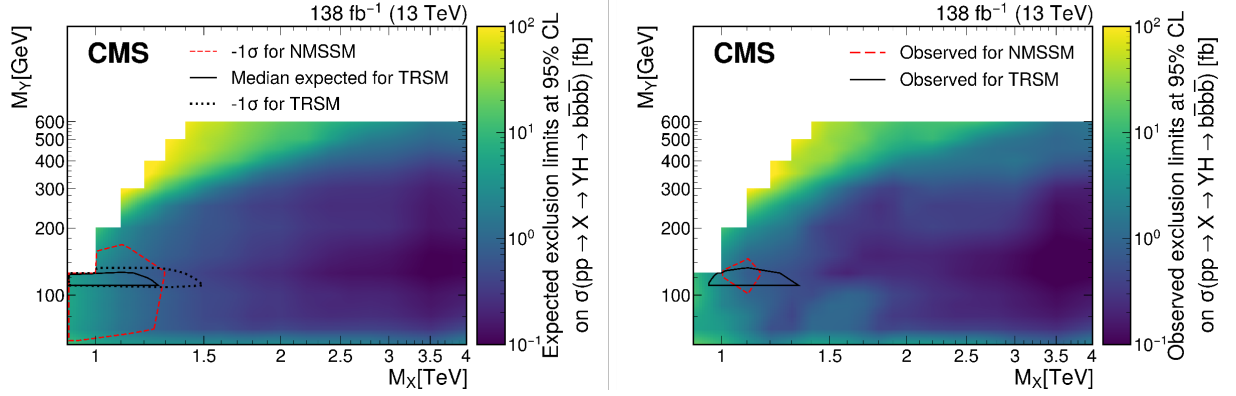


FIG. 5. Expected (*left*) and observed (*right*) 95% confidence limits for the $pp \rightarrow h_3 \rightarrow h_2 h_1$ search, with subsequent decays into $b\bar{b}b\bar{b}$. For both models, maximal mass regions up to $m_3 \sim 1.4\text{TeV}$, $m_2 \sim 140\text{ GeV}$ can be excluded. Figure taken from [37].

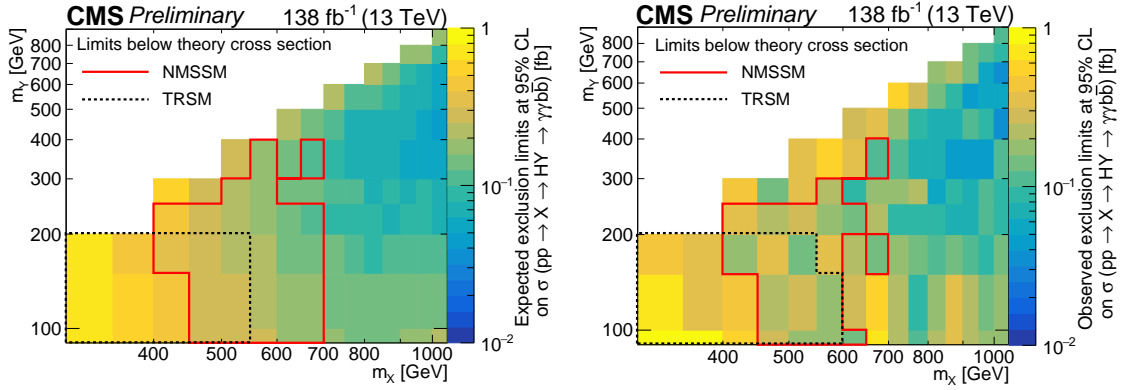


FIG. 6. Expected (*left*) and observed (*right*) 95% confidence limits for the $pp \rightarrow h_3 \rightarrow h_2 h_1$ search, with subsequent decays into $b\bar{b}\gamma\gamma$. Depending on the model, maximal mass regions up to $m_3 \sim 800\text{GeV}$, $m_2 \sim 400\text{ GeV}$ can be excluded. Figure taken from [38].

In addition, several searches also investigate decay chains that can in principle also be realized within the TRSM, as e.g. other searches for the same final states [41] or $b\bar{b}\mu^+\mu^-$ [42] final states.

IV. SIGNATURES AT HIGGS FACTORIES

The investigation of light scalars has recently gained again more interest, after the recommendation of the European Strategy Report [43, 44] to concentrate on e^+e^- machines with $\sqrt{s} \sim 240 - 250\text{ GeV}$. A short review about the current state of the art for such searches and models which allow for low scalars can e.g. be found in [45]. In this model, the only

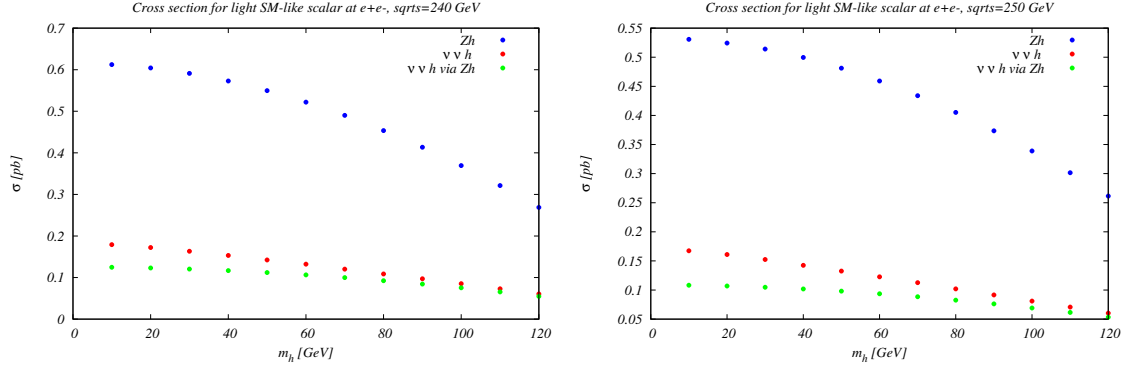


FIG. 7. Leading order production cross sections for Zh and $h\nu_\ell\bar{\nu}_\ell$ production at an e^+e^- collider with a com energy of 240 GeV (left) and 250 GeV (right) using Madgraph5 for an SM-like scalar h . Shown is also the contribution of Zh to $\nu_\ell\bar{\nu}_\ell h$ using a factorized approach for the Z decay. Taken from [45].

feasible production is Zh radiation of the lighter scalar, with production cross sections given in figure 7. Cross sections have been derived using Madgraph5 [46].

We can now investigate what would be production cross sections for scalar particles with masses $\lesssim 160$ GeV at Higgs factories.

A. Production of 125 GeV resonance and subsequent decays

We first turn to the easy case of the production of the 125 GeV resonance in various benchmark scenarios. Of interest are cases where decays $h_{125} \rightarrow h_i h_j$ are kinematically allowed. Note that our benchmark points were not set up in particular for the scenario where $i = j$, so for this rates might be relatively small by construction.

From table II we see that for all scenarios the rescaling for the 125 GeV resonance is $\gtrsim 0.966$, leading to production cross sections of about ~ 0.2 pb, close to the SM value. In general, due to constraints from the invisible branching ratio [47] as well as signal strength fits, the production cross section for $h_i h_j$ final states has to be lower by at least an order of magnitude, leading to cross sections $\mathcal{O}(10$ fb). In fact, in the benchmark planes presented here the largest rate for Zh_{125} production and subsequent scalar decays can be found in BP1, where the rates are given by multiplying the BRs from figure 1 with the production of Zh_{125} , giving maximal cross sections of around 18 fb.

B. Additional scalar production

We now turn to the Higgs-Strahlung production of new physics scalars. This process is in principle possible in all BPs discussed here. However, if we require production rates of Zh_i

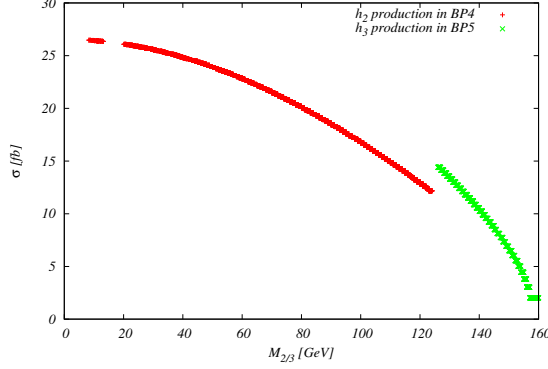


FIG. 8. Production cross sections for $Zh_{2/3}$ in BPs 4 and 5, respectively, at a 250 GeV Higgs factory.

to be larger than ~ 10 fb, only BPs 4 and 5 render sufficiently large rates for the production of h_2 and h_3 , respectively. Production rates are independent of the other scalars, and we therefore depict them for both BPs in figure 8.

BP4 is constructed in such a way that as soon as the corresponding parameter space opens up, the $h_1 h_1$ decay becomes dominant; final states are therefore mainly $Z b\bar{b}b\bar{b}$ if $M_2 \gtrsim 2 M_1$. Below that threshold, dominant decays are into a $b\bar{b}$ pair, which means that standard searches as e.g. presented in [48, 49] should be able to cover the parameter space.

Similarly, in BP5 the $h_3 \rightarrow h_1 h_1$ decay is also favoured as soon as it is kinematically allowed. Therefore, in this parameter space again $Z b\bar{b}b\bar{b}$ final states become dominant. Otherwise $Z b\bar{b}$ and ZW^+W^- final states prevail, with a cross over for the respective final states at around $M_3 \sim 135$ GeV. Branching ratios for these final states are in the 40 – 50% regime.

V. MORE GENERAL SCAN

So far, I have constrained myself to the discussion of the benchmark planes which were presented in [1]. However, of course it is also of interest to consider generic scans of the model, and/ or other parameter regions. An example for this has already been given above, where a more generic parameter region was investigated in [37, 39].

Here, I plan to concentrate on scenarios that are accessible at future Higgs factories. One reason for this is that while the BPs in [1] were especially designed to focus on by that time non-explored signatures at the LHC, the production and decay processes at lepton colliders are slightly more constrained, as stated above. Second, the inclusion of additional low-mass scalars might help to reduce the discrepancy between the SM prediction and experimental PDG value of the W-boson mass, see e.g. an early discussion in [50] in the context of a real singlet extension.

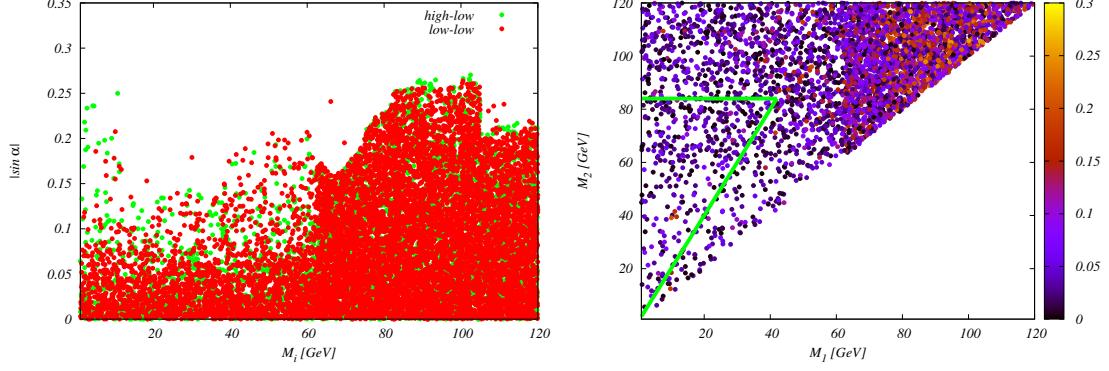


FIG. 9. Available parameter space in the TRSM, with one (high-low) or two (low-low) masses lighter than 125 GeV. *Left*: light scalar mass and mixing angle, with $\sin \alpha = 0$ corresponding to complete decoupling. *Right*: available parameter space in the (m_{h_1}, m_{h_2}) plane, with color coding denoting the rescaling parameter $\sin \alpha$ for the lighter scalar h_1 . Within the green triangle, $h_{125} \rightarrow h_2 h_1 \rightarrow h_1 h_1 h_1$ decays are kinematically allowed. Taken from [45].

I start with presenting the general result of a scan in the 2 mass or 1 mass 1 mixing angle plane already given in [45, 51], given in figure 9. In this figure, two data-sets are considered which fulfill all current constraints as implemented using the current versions of **ScannerS** and **HiggsBounds**, **HiggsSignals**. They are labelled "low-low" if both $M_{1,2} \leq 125$ GeV and "high-low" if $M_1 \leq 125$ GeV, $M_3 \geq 125$ GeV.

In that plot, $|\sin \alpha|$ is symbolic for the respective mixing angle, earlier denoted by κ_i , where $\sin \alpha = 0$ would correspond to the complete decoupling. We see that in general, for low mass scalars, mixing angles up to ~ 0.3 are still allowed. This also in principle can lead to slightly higher production rates than discussed in the previous section.

A. W-boson mass in the TRSM

In general, for extensions of the scalar sector by one or several gauge-singlets, the contributions to the W-boson mass can be factorized into a SM and a new physics part, as discussed in [50] for a real singlet extension. The extension of this for an additional singlet is straightforward, leading to the following expression of $\Delta(\delta\rho_{\text{TRSM}})$:

$$\Delta(\delta\rho_{\text{TRSM}}) = \sum_i \Delta(\delta\rho_{\text{sing}})(M_i; \kappa_i)$$

where $\Delta(\delta\rho_{\text{sing}})(M_i; \sin \alpha_i)$ is given by eqn. (26) of [50] with the replacement $m_{H^0} \rightarrow M_i$, $\sin \alpha \rightarrow \kappa_i$, and $M_i \neq 125$ GeV in the above sum. The relation $\sum_i \kappa_i^2 = 1$ ensures in

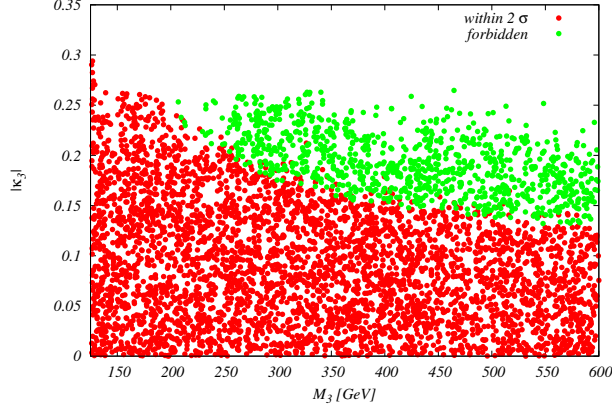


FIG. 10. Allowed (red) and excluded (green) regions in the $(M_3; |\kappa_3|)$ plane for the "high-low" dataset, where $M_3 \gtrsim M_{125}$. Regions roughly above $M_3 \gtrsim 200$ GeV, $|\kappa_3| \gtrsim 0.15$ can be excluded requiring a maximal 2σ discrepancy between prediction and experimentally allowed value.

fact that the above relation holds in general for a model with an arbitrary number of singlet extensions.

In the comparison with the current measurement of the W-boson mass [52],

$$M_W^{\text{exp}} = (80.377 \pm 0.012) \text{ GeV},$$

we have also updated the input values for the SM prediction, as already presented in [53], i.e. we use

$$\begin{aligned} \alpha_s(M_Z) &= 0.1179; \quad M_h = 125.25 \text{ GeV}; \quad M_t = 172.76 \text{ GeV}; \\ M_Z &= 91.1876; \Delta\alpha_{\text{had}} = 276 \times 10^{-4}; \Delta\alpha_{\text{lep}} = 314.979 \times 10^{-4}, \end{aligned}$$

which gives $M_W^{\text{SM}} = 80.356$ GeV as the SM prediction, following the calculation outlined in [54].

We then evaluate the new physics contributions to the W-boson mass by extending the code presented in [50] by contributions from a second scalar, where the mass is determined recursively as discussed in that work, and compare it to the current experimental value given above, requiring an at most 2σ discrepancy. As expected, for the "low-low" dataset introduced above where $M_3 \equiv M_{125}$, corrections drive the W-boson mass prediction closer to the SM, so none of the points is excluded by requiring a maximal 2σ discrepancy. On the other hand, for the "high-low" dataset, where $M_2 \equiv M_{125}$, points with masses and mixing angles $m_3 \gtrsim 200$ GeV, $|\kappa_3| \gtrsim 0.15$ can be ruled out, cf. figure 10, where the maximally allowed mixing angle is mass-dependent.

Finally, one can ask whether the current $\sim 1.8\sigma$ discrepancy between experimental value and SM prediction can be significantly reduced within the TRSM taking new physics contributions into account. In general, this would require relatively light masses, together with large mixing angles for such masses. In the datasets investigated here, the maximal value for the W-boson mass was around $M_W \sim 80.361$ GeV. This is in fact a point in the high-low dataset, where however the heavier scalar is nearly decoupled. The exact input parameters for this point are given by

$$M_1 = 4.2 \text{ GeV}, M_3 = 494 \text{ GeV}, \kappa_1 = 0.24, \kappa_3 = 0.016.$$

In general, scenarios with lightest scalars with masses $M_1 \lesssim 12$ GeV, $|\kappa_1| \gtrsim 0.15$ give the largest positive corrections to the W-boson mass. Several of such points exist in both the high-low and low-low datasets, cf figure 9 (left).

B. Production cross sections at a Higgs factory

Finally, we investigate the maximal allowed production cross section at Higgs factories, where, as before, we chose $\sqrt{s} = 250$ GeV as a benchmark center-of-mass energy. As discussed above, Zh production is dominant in the low mass range, and also gives the largest contribution to the $\nu\bar{\nu}h$ final state, so we concentrate on Higgs-strahlung.

We show maximally allowed production cross sections at an e^+e^- collider with a com energy of 250 GeV in figure 11. Note we do not display the region where $M_i \sim 125$ GeV; here, when the other scalars are close to being decoupled (in the sense that $|\kappa_i| \sim 0$), we recover production cross sections around 250 fb, as predicted for the SM using the LO approach discussed here.

As branching ratios for the low mass scalars are inherited via mixing with the scalar from the SM-like doublet, the largest production cross sections are obtained for scenarios where the light scalars decay into $b\bar{b}$ final states. For such final states, several studies already exist projecting bounds at Higgs factories, see e.g. discussion and references in [45]. We display cross sections for such final states in figure 12, together with predictions for $h_1 h_1$ final states in case $h_2 \rightarrow h_1 h_1$. In the mass range $M_i \lesssim 12$ GeV, $\tau\tau$ and $c\bar{c}$ final states can additionally lead to cross sections up to 20 fb.

For the region $M_3 \gtrsim 126$ GeV, three different decay channels are dominant: $h_1 h_1$, $W^+ W^-$, and $b\bar{b}$. We display the corresponding production cross sections in figure 13.

Finally, we can ask what cross sections can be obtained for $e^+e^- \rightarrow Zh_{2/3}$, with subsequent decays to $h_1 h_1$ final states. Again ignoring cases where $M_i \sim 125$ GeV, we display the corresponding cross sections in figure 14. We find the largest cross section of about ~ 20 fb for a parameter point where $M_2 \sim 66$ GeV, $M_1 \sim 18$ GeV. The h_1 in this parameter point decays predominantly into $b\bar{b}$ final states with a branching ratio of about 85%.

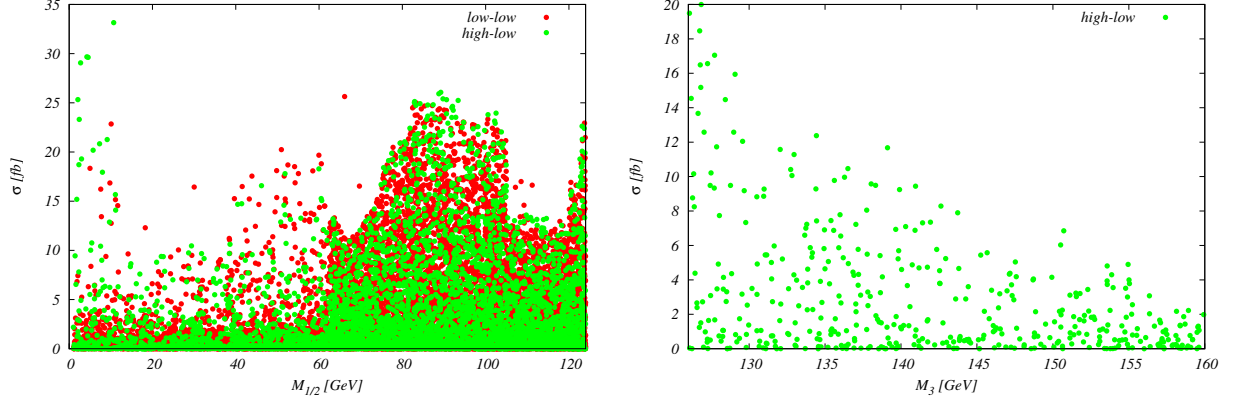


FIG. 11. Maximal production cross section for Higgs-Strahlung for scalars of masses $\neq 125$ GeV in the TRSM for points passing all discussed constraints. Production cross sections depend on the parameter point and can reach up to 30 fb.

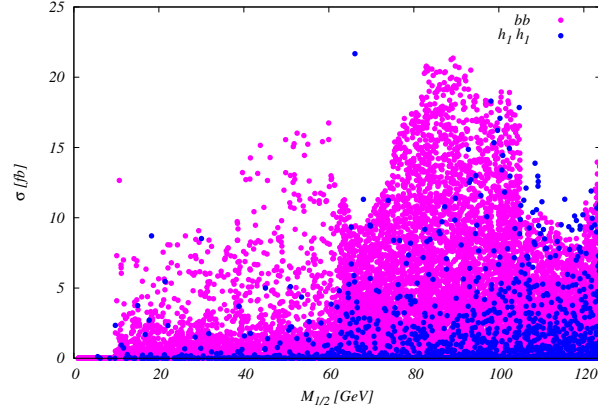


FIG. 12. Production cross sections for $e^+e^- \rightarrow Z h_{1/2} \rightarrow Z X X$, with $X \equiv b$ (magenta) and h_1 (blue). Points from all data sets are included. Cross sections can reach up to 20 fb. In the low mass region, also $X \equiv \tau, c$ final states can become important (not shown here).

VI. SUMMARY

In this review, I gave a short summary of the status of collider signatures and searches in the TRSM introduced in [1]. I gave a summary on current state of the art and investigation, including further detailed collider studies, recasts, as well as current searches that use or are motivated in this model. I also gave a brief overview on channels within this model that might be testable at future e^+e^- machines, with a focus in Higgs factories with $\sqrt{s} \sim 250$ GeV. Finally, I commented on regions that would be allowed or excluded by the current value of the W-boson mass.

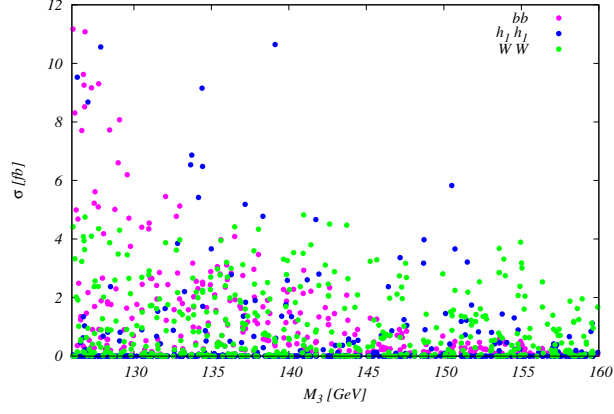


FIG. 13. Production cross sections for $e^+e^- \rightarrow Zh_3 \rightarrow ZXX$, with $X \equiv b$ (magenta), h_1 (blue), and W (green). Points from all data sets are included. Cross sections can reach up to ~ 12 fb.

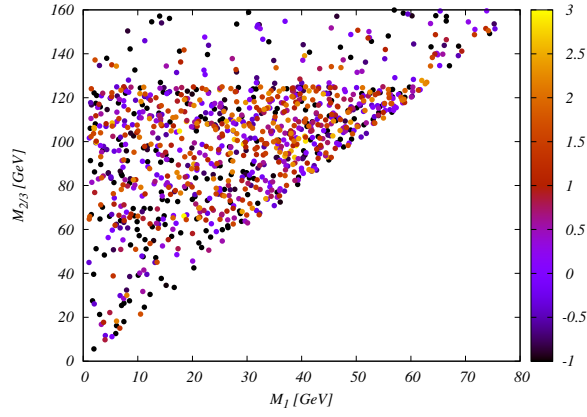


FIG. 14. Production cross sections for $e^+e^- \rightarrow Zh_{2/3} \rightarrow ZXX$, with $X \equiv h_1$, in the $(M_1, M_{2/3})$ plane. Color coding refers to the $\log_{10}[\sigma/\text{fb}]$ for Zh_1h_1 production. Maximal cross sections are around 20 fb.

-
- [1] Tania Robens, Tim Stefaniak, and Jonas Wittbrodt. Two-real-scalar-singlet extension of the SM: LHC phenomenology and benchmark scenarios. *Eur. Phys. J. C*, 80(2):151, 2020, 1908.08554.
 - [2] Tania Robens. TRSM Benchmark Planes - Snowmass White Paper. In *2022 Snowmass Summer Study*, 5 2022, 2205.14486.
 - [3] Vernon Barger, Paul Langacker, Mathew McCaskey, Michael Ramsey-Musolf, and Gabe Shaughnessy. Complex Singlet Extension of the Standard Model. *Phys. Rev.*, D79:015018, 2009, 0811.0393.
 - [4] Lisa Alexander-Nunneley and Apostolos Pilaftsis. The Minimal Scale Invariant Extension of the Standard Model. *JHEP*, 09:021, 2010, 1006.5916.
 - [5] Rita Coimbra, Marco O. P. Sampaio, and Rui Santos. ScannerS: Constraining the phase diagram of a complex scalar singlet at the LHC. *Eur. Phys. J.*, C73:2428, 2013, 1301.2599.
 - [6] Amine Ahriche, Abdesslam Arhrib, and Salah Nasri. Higgs Phenomenology in the Two-Singlet Model. *JHEP*, 02:042, 2014, 1309.5615.
 - [7] Raul Costa, António P. Morais, Marco O. P. Sampaio, and Rui Santos. Two-loop stability of a complex singlet extended Standard Model. *Phys. Rev.*, D92:025024, 2015, 1411.4048.
 - [8] Raul Costa, Margarete Mühlleitner, Marco O. P. Sampaio, and Rui Santos. Singlet Extensions of the Standard Model at LHC Run 2: Benchmarks and Comparison with the NMSSM. *JHEP*, 06:034, 2016, 1512.05355.
 - [9] P. M. Ferreira. The vacuum structure of the Higgs complex singlet-doublet model. *Phys. Rev.*, D94(9):096011, 2016, 1607.06101.
 - [10] Jung Chang, Kingman Cheung, Shih-Chieh Hsu, and Chih-Ting Lu. Detecting multimuo jets from the Higgs boson exotic decays in the Higgs portal framework. *Phys. Rev.*, D95(3):035012, 2017, 1607.07550.
 - [11] Margarete Mühlleitner, Marco O. P. Sampaio, Rui Santos, and Jonas Wittbrodt. Phenomenological Comparison of Models with Extended Higgs Sectors. *JHEP*, 08:132, 2017, 1703.07750.
 - [12] S. Dawson and M. Sullivan. Enhanced di-Higgs boson production in the complex Higgs singlet model. *Phys. Rev.*, D97(1):015022, 2018, 1711.06683.
 - [13] Jamal Ou aali, Bouzid Manaut, Larbi Rahili, and Souad Semlali. Naturalness implications within the two-real-scalar-singlet beyond the SM. *Eur. Phys. J. C*, 81(11):1045, 2021, 2010.10899.
 - [14] Swagata Ghosh. Oblique parameters of BSM models with three CP-even neutral scalars. 1 2022, 2201.01006.
 - [15] Shekhar Adhikari, Samuel D. Lane, Ian M. Lewis, and Matthew Sullivan. Complex Scalar Singlet Model Benchmarks for Snowmass. In *2022 Snowmass Summer Study*, 3 2022, 2203.07455.

- [16] P. M. Ferreira, Renato Guedes, Marco O. P. Sampaio, and Rui Santos. Wrong sign and symmetric limits and non-decoupling in 2HDMs. *JHEP*, 12:067, 2014, 1409.6723.
- [17] Margarete Mühlleitner, Marco O. P. Sampaio, Rui Santos, and Jonas Wittbrodt. The N2HDM under Theoretical and Experimental Scrutiny. *JHEP*, 03:094, 2017, 1612.01309.
- [18] Margarete Mühlleitner, Marco O. P. Sampaio, Rui Santos, and Jonas Wittbrodt. ScannerS: parameter scans in extended scalar sectors. *Eur. Phys. J. C*, 82(3):198, 2022, 2007.02985.
- [19] Philip Bechtle, Oliver Brein, Sven Heinemeyer, Georg Weiglein, and Karina E. Williams. HiggsBounds: Confronting Arbitrary Higgs Sectors with Exclusion Bounds from LEP and the Tevatron. *Comput. Phys. Commun.*, 181:138–167, 2010, 0811.4169.
- [20] Philip Bechtle, Oliver Brein, Sven Heinemeyer, Georg Weiglein, and Karina E. Williams. HiggsBounds 2.0.0: Confronting Neutral and Charged Higgs Sector Predictions with Exclusion Bounds from LEP and the Tevatron. *Comput. Phys. Commun.*, 182:2605–2631, 2011, 1102.1898.
- [21] Philip Bechtle, Oliver Brein, Sven Heinemeyer, Oscar Stål, Tim Stefaniak, Georg Weiglein, and Karina Williams. Recent Developments in HiggsBounds and a Preview of HiggsSignals. *PoS, CHARGED2012:024*, 2012, 1301.2345.
- [22] Philip Bechtle, Oliver Brein, Sven Heinemeyer, Oscar Stål, Tim Stefaniak, Georg Weiglein, and Karina E. Williams. HiggsBounds – 4: Improved Tests of Extended Higgs Sectors against Exclusion Bounds from LEP, the Tevatron and the LHC. *Eur. Phys. J. C*, 74(3):2693, 2014, 1311.0055.
- [23] Philip Bechtle, Sven Heinemeyer, Oscar Stål, Tim Stefaniak, and Georg Weiglein. Applying Exclusion Likelihoods from LHC Searches to Extended Higgs Sectors. *Eur. Phys. J. C*, 75(9):421, 2015, 1507.06706.
- [24] Philip Bechtle, Daniel Dercks, Sven Heinemeyer, Tobias Klingl, Tim Stefaniak, Georg Weiglein, and Jonas Wittbrodt. HiggsBounds-5: Testing Higgs Sectors in the LHC 13 TeV Era. *Eur. Phys. J. C*, 80(12):1211, 2020, 2006.06007.
- [25] Oscar Stål and Tim Stefaniak. Constraining extended Higgs sectors with HiggsSignals. *PoS, EPS-HEP2013:314*, 2013, 1310.4039.
- [26] Philip Bechtle, Sven Heinemeyer, Oscar Stål, Tim Stefaniak, and Georg Weiglein. HiggsSignals: Confronting arbitrary Higgs sectors with measurements at the Tevatron and the LHC. *Eur. Phys. J. C*, 74(2):2711, 2014, 1305.1933.
- [27] Philip Bechtle, Sven Heinemeyer, Oscar Stål, Tim Stefaniak, and Georg Weiglein. Probing the Standard Model with Higgs signal rates from the Tevatron, the LHC and a future ILC. *JHEP*, 11:039, 2014, 1403.1582.
- [28] Philip Bechtle, Sven Heinemeyer, Tobias Klingl, Tim Stefaniak, Georg Weiglein, and Jonas Wittbrodt. HiggsSignals-2: Probing new physics with precision Higgs measurements in the LHC 13 TeV era. *Eur. Phys. J. C*, 81(2):145, 2021, 2012.09197.

- [29] A detailed map of Higgs boson interactions by the ATLAS experiment ten years after the discovery. *Nature*, 607(7917):52–59, 2022, 2207.00092.
- [30] A portrait of the Higgs boson by the CMS experiment ten years after the discovery. *Nature*, 607(7917):60–68, 2022, 2207.00043.
- [31] J R Andersen et al. Handbook of LHC Higgs Cross Sections: 3. Higgs Properties. 7 2013, 1307.1347.
- [32] Morad Aaboud et al. Search for pair production of Higgs bosons in the $b\bar{b}b\bar{b}$ final state using proton-proton collisions at $\sqrt{s} = 13$ TeV with the ATLAS detector. *JHEP*, 01:030, 2019, 1804.06174.
- [33] Andreas Papaefstathiou, Tania Robens, and Gilberto Tetlalmatzi-Xolocotzi. Triple Higgs Boson Production at the Large Hadron Collider with Two Real Singlet Scalars. *JHEP*, 05:193, 2021, 2101.00037.
- [34] D. Barducci, K. Mimasu, J. M. No, C. Vernieri, and J. Zurita. Enlarging the scope of resonant di-Higgs searches: Hunting for Higgs-to-Higgs cascades in $4b$ final states at the LHC and future colliders. *JHEP*, 02:002, 2020, 1910.08574.
- [35] Albert M. Sirunyan et al. Search for resonant pair production of Higgs bosons decaying to bottom quark-antiquark pairs in proton-proton collisions at 13 TeV. *JHEP*, 08:152, 2018, 1806.03548.
- [36] Tania Robens. Models with (broken) Z_2 symmetries. *PoS, DISCRETE2020-2021:063*, 2022, 2202.09636.
- [37] Search for a massive scalar resonance decaying to a light scalar and a Higgs boson in the four b quarks final state with boosted topology. 4 2022, 2204.12413.
- [38] Search for a new resonance decaying to two scalars in the final state with two bottom quarks and two photons in proton-proton collisions at $\sqrt{s} = 13$ TeV. Technical report, CERN, Geneva, 2022.
- [39] Tania Robens. $b\bar{b}b\bar{b}$ final states in the TRSM for asymmetric production and decay. <https://twiki.cern.ch/twiki/pub/LHCPhysics/LHCHWG3EX/rep.pdf>.
- [40] Ulrich Ellwanger and Cyril Hugonie. Benchmark planes for Higgs-to-Higgs decays in the NMSSM. *Eur. Phys. J. C*, 82(5):406, 2022, 2203.05049.
- [41] Armen Tumasyan et al. Search for new particles in an extended Higgs sector with four b quarks in the final state at $\sqrt{s} = 13$ TeV. 3 2022, 2203.00480.
- [42] Georges Aad et al. Search for Higgs boson decays into a pair of pseudoscalar particles in the $b\bar{b}\mu\mu$ final state with the ATLAS detector in pp collisions at $\sqrt{s}=13$ TeV. *Phys. Rev. D*, 105(1):012006, 2022, 2110.00313.
- [43] Richard Keith Ellis et al. Physics Briefing Book: Input for the European Strategy for Particle Physics Update 2020. 10 2019, 1910.11775.
- [44] European Strategy Group. 2020 Update of the European Strategy for Particle Physics. Technical report, Geneva, 2020.

- [45] Tania Robens. A short overview on low mass scalars at future lepton colliders. *Universe*, 8:286, 2022, 2205.09687.
- [46] Johan Alwall, Michel Herquet, Fabio Maltoni, Olivier Mattelaer, and Tim Stelzer. MadGraph 5 : Going Beyond. *JHEP*, 06:128, 2011, 1106.0522.
- [47] Combination of searches for invisible Higgs boson decays with the ATLAS experiment. Technical report, CERN, Geneva, Oct 2020. All figures including auxiliary figures are available at <https://atlas.web.cern.ch/Atlas/GROUPS/PHYSICS/CONFNOTES/ATLAS-CONF-2020-052>.
- [48] P. Drechsel, G. Moortgat-Pick, and G. Weiglein. Prospects for direct searches for light Higgs bosons at the ILC with 250 GeV. *Eur. Phys. J. C*, 80(10):922, 2020, 1801.09662.
- [49] Yan Wang, Mikael Berggren, and Jenny List. ILD Benchmark: Search for Extra Scalars Produced in Association with a Z boson at $\sqrt{s} = 500$ GeV. 5 2020, 2005.06265.
- [50] D. López-Val and T. Robens. Δr and the W-boson mass in the singlet extension of the standard model. *Phys. Rev. D*, 90:114018, 2014, 1406.1043.
- [51] Tania Robens. A short overview on low mass scalars at future lepton colliders - Snowmass White Paper. In *2022 Snowmass Summer Study*, 3 2022, 2203.08210.
- [52] R.L. Workman et al. Review of Particle Physics.
- [53] Andreas Papaefstathiou, Tania Robens, and Graham White. Signal strength and W-boson mass measurements as a probe of the electro-weak phase transition at colliders - Snowmass White Paper. In *2022 Snowmass Summer Study*, 5 2022, 2205.14379.
- [54] M. Awramik, M. Czakon, A. Freitas, and G. Weiglein. Precise prediction for the W boson mass in the standard model. *Phys. Rev. D*, 69:053006, 2004, hep-ph/0311148.