

PREPARED FOR SUBMISSION TO JCAP

Strange magnetars admixed with fermionic dark matter

Osvaldo Ferreira^a and Eduardo S. Fraga^a

^aInstituto de Física, Universidade Federal do Rio de Janeiro,
Av. Athos da Silveira Ramos, 149, CEP 21941-909, Rio de Janeiro, Brazil

E-mail: osvaldofn@pos.if.ufrj.br, fraga@if.ufrj.br

Abstract. We discuss strange stars admixed with fermionic dark matter in the presence of a strong magnetic field using the two-fluid Tolman-Oppenheimer-Volkov equations. We describe strange quark matter using the MIT bag model and consider magnetic fields in the range $\sim 10^{17} - 10^{18}$ G. For the fermionic dark matter, we consider the cases of free particles and strongly self-interacting particles, with dark fermion masses $m = 5, 100, 500$ GeV. Even though strong magnetic fields contribute to decreasing the total mass of the star, they attenuate the rate of decrease in the maximum mass brought about by increasing the dark matter fraction in the admixed system.

Contents

1	Introduction	1
2	Structure Equations for Compact Stars Admixed with Dark Matter	2
3	Equations of State	3
3.1	Magnetized strange quark matter	3
3.2	Fermionic dark matter	4
4	Results	5
4.1	Effect of magnetized strange quark matter on the dark matter component	5
4.2	Effect of dark matter on the magnetized strange quark matter component	6
4.3	Effects of dark matter on the maximum mass and the role of the magnetic field	7
5	Summary and outlook	10

1 Introduction

Compact stars exhibit the most extreme conditions in baryonic density that nuclear matter can endure [1–3]. This renders their description challenging and fascinating. Some of these objects, magnetars, can also be under the influence of magnetic fields that can reach the range $B \sim 10^{17} - 10^{18}$ G, among the highest realized in Nature [4–6]. Moreover, being so dense, compact stars are natural candidates to accrete dark matter (DM) [7–19]. The presence of DM will naturally affect the structure of such admixed compact stars. On the other hand, observables related to those stars can, in principle, provide constraints on DM candidates.

Asymptotic freedom makes the presence of quark matter in the core of neutron stars very likely if central energy densities are high enough [20]. Therefore, one naturally expects to find hybrid stars and, perhaps, quark stars [21, 22] as stable branches in a mass-radius diagram. Following a seminal work by Witten [23], a rich phenomenology of self-bound strange stars [24, 25] and quark (hybrid) stars naturally emerged using the MIT bag model [26] as a framework for the EoS at high densities. For a review on quark matter in neutron stars, see Ref. [27].

In this paper we consider strange stars admixed with fermionic dark matter in the presence of a strong magnetic field using the two-fluid Tolman-Oppenheimer-Volkov equations. We describe strange quark matter using the MIT bag model¹, and consider magnetic fields in the range $\sim 10^{17} - 10^{18}$ G. For the fermionic dark matter, we consider the cases of free particles and strongly self-interacting particles, with dark fermion masses $m = 5, 100, 500$ GeV.

Neutron stars admixed with DM have been previously studied (see Ref. [40] for a more complete list of references). Reference [41] considers hybrid NS with an EoS for neutron

¹We choose the framework of the MIT bag model motivated only by the possibility of direct comparison to previous work. Also, for the analysis that depends on a range of values for the dark fermion mass, magnetic field and the intensity of DM self-interaction, it is convenient to avoid other degrees of freedom in parameters that would be necessary in more realistic descriptions of the EoS, such as those relying on perturbative QCD [20, 28–37]. Even though results on perturbative magnetic QCD are available for very large magnetic fields [38, 39], we postpone this analysis to a future publication.

star matter that uses perturbative QCD and effective field theory as high and low-density descriptions, respectively, and polytropes as interpolating functions, as discussed in Ref. [32], besides taking into account inner and outer crusts and limits on the DM content of the stars in order to satisfy the two-solar mass observational constraint [42, 43]. Reference [44] extends these results to a wider range of dark fermion masses, from 1 GeV to 500 GeV.

Strange stars admixed with dark matter have also been considered previously [15, 16]. However, the role of a strong magnetic field, as commonly found in pulsars, has not been investigated so far in such admixed stars. In most cases these magnetic effects can indeed be neglected when computing stellar structural properties. However, in more extreme cases, as in magnetars, the very strong magnetic fields may play an important role [45–47]. There, surface magnetic fields of intensities of order 10^{14} – 10^{15} G are required to explain astronomical observations [4, 5, 48, 49]. Moreover, the magnetic fields in the core of such stars may reach even higher values, of order $10^{17} - 10^{18}$ G [45, 50]. In particular, the effects of such strong magnetic fields on strange stars have been discussed previously in [51–53]. Here, we discuss the interplay between the presence of dark matter and a strong magnetic field in the structure of strange stars.

This paper is organized as follows. In section 2 we present and briefly discuss the structure equations for stars admixed with dark matter, the two-fluid Tolman–Oppenheimer–Volkoff equations. In section 3.1 we discuss the equations of state for magnetized strange quark matter and for dark matter. Section 4 contains our main results and discussion. Section 5 presents our summary and perspectives. We adopt natural units, i.e. $\hbar = c = 1$.

2 Structure Equations for Compact Stars Admixed with Dark Matter

We assume compact stars admixed with dark matter to be spherically symmetric and static systems. The matter and DM components are considered as two ideal fluids that interact only gravitationally. We also assume that the energy-momentum tensor is conserved for each fluid, independently. Therefore, both fluids contribute to the gravitational potential felt by the matter in the star, but the pressure gradient of a given component does not exert a direct force on the other component. The resulting structure equations are the so called two-fluid Tolman–Oppenheimer–Volkoff (TOV) equations [54, 55]:

$$\frac{dp_1}{dr} = - \frac{GM(r)\epsilon_1(r)}{r^2} \left[1 + \frac{p_1(r)}{\epsilon_1(r)} \right] \left[1 + 4\pi r^3 \frac{(p_1(r) + p_2(r))}{M(r)} \right] \left[1 - 2G \frac{M(r)}{r} \right]^{-1}, \quad (2.1)$$

$$\frac{dp_2}{dr} = - \frac{GM(r)\epsilon_2(r)}{r^2} \left[1 + \frac{p_2(r)}{\epsilon_2(r)} \right] \left[1 + 4\pi r^3 \frac{(p_1(r) + p_2(r))}{M(r)} \right] \left[1 - 2G \frac{M(r)}{r} \right]^{-1}, \quad (2.2)$$

$$\frac{dM_1}{dr} = 4\pi r^2 \epsilon_1(r), \quad (2.3)$$

$$\frac{dM_2}{dr} = 4\pi r^2 \epsilon_2(r), \quad (2.4)$$

$$M(r) = M_1(r) + M_2(r). \quad (2.5)$$

where p_i , ϵ_i and M_i refer to the pressure, energy density and mass, respectively, and the indices $i = 1, 2$ refers to each of the fluids. To solve this system of differential equations we must give as inputs the equations of state for each of the fluids, the central densities (or pressures), $\epsilon_{1,c}$ and $\epsilon_{2,c}$, and values for the masses at the center, $M_1(0) = 0$ and $M_2(0) = 0$.

3 Equations of State

3.1 Magnetized strange quark matter

We consider strange quark matter (SQM) composed of massive quarks up, down and strange, besides electrons, and describe it within the MIT bag model framework. We adopt a bag constant of $\mathcal{B}^{\frac{1}{4}} = 145$ MeV, which yields a maximum mass of $M = 2.01 M_{\odot}$ for strange stars. The main effect of the presence of a magnetic field is the appearance of Landau levels as discussed in Refs. [51, 52].

Assuming a uniform magnetic field of the form $\vec{B} = B\hat{z}$, the energy density is given by

$$\epsilon_m = \frac{|B|}{4\pi^2} \sum_f \sum_{\nu=0}^{\nu_{\max}} g_f q_f \left[\mu_f \sqrt{\mu_f^2 - M_{f,\nu}^2} + M_{f,\nu}^2 \ln \left(\frac{\mu_f + \sqrt{\mu_f^2 - M_{f,\nu}^2}}{M_{f,\nu}} \right) \right] + \mathcal{B}, \quad (3.1)$$

and the pressure by

$$P_m = \frac{|B|}{4\pi^2} \sum_f \sum_{\nu=0}^{\nu_{\max}} g_f q_f \left[\mu_f \sqrt{\mu_f^2 - M_{f,\nu}^2} - M_{f,\nu}^2 \ln \left(\frac{\mu_f + \sqrt{\mu_f^2 - M_{f,\nu}^2}}{M_{f,\nu}} \right) \right] - \mathcal{B}, \quad (3.2)$$

where $f = u, d, s, e$, q_f is the fermion electric charge, and g_f is the degeneracy factor for the Landau levels (1 for the lowest and 2 for the rest). The subscript ν corresponds to the Landau levels for each fermion and

$$M_{f,\nu} \equiv \sqrt{m_f^2 + 2q_f|q_f B|\nu}. \quad (3.3)$$

is an effective mass that depends on the intensity of the magnetic field. We obtain the total energy density and pressure by adding to the matter components the contributions brought about by the field, so that:

$$\epsilon = \epsilon_m + \frac{B^2}{8\pi}, \quad (3.4)$$

$$P = P_m - \frac{B^2}{8\pi}. \quad (3.5)$$

One can see that the resulting equation of state is softer than the non-magnetic EoS for the bag model. Moreover, notice that we implicitly assumed that the pressure is isotropic, i.e., $P_{||} = P_{\perp}$. Since one can show that significant anisotropies appear only for fields of order 5×10^{18} G [56] and we restrict our analysis to magnetic fields up to 2×10^{18} G, we take $P_{||} \approx P_{\perp}$ as a reasonable approximation.

Except for the cases in which we compare results for different values of the magnetic field, a magnetic field of intensity $B = 10^{18}$ G is assumed. This corresponds to an energy density of $B^2/8\pi \simeq 24.8$ MeV fm⁻³, which is of the same order of the bag constant 57 MeV fm⁻³. We adopt a mass of 0.5 MeV for the electrons, 5 MeV for quarks up and down and 150 MeV for strange quarks.

Since we are interested in discussing properties of compact stars, we must require chemical equilibrium and charge neutrality:

$$\begin{aligned} \mu_d &= \mu_s = \mu, \\ \mu_u + \mu_e &= \mu, \end{aligned} \quad (3.6)$$

and

$$\frac{2}{3}n_u - \frac{1}{3}n_d - \frac{1}{3}n_s - n_e = 0, \quad (3.7)$$

where the densities have the form

$$n_f = \frac{g_f |q_f B|}{2\pi^2} \sum_{\nu}^{\nu_{max}} \sqrt{\mu_f^2 - M_{f,\nu}^2} \quad (3.8)$$

for each fermion species. Notice that each sum over Landau levels may have different upper limits.

For comparisons with the non-magnetic case we use the massless quark limit of the MIT bag model, which corresponds to an equation of state of the form:

$$p = \frac{1}{3}(\epsilon - 4\mathcal{B}). \quad (3.9)$$

3.2 Fermionic dark matter

We consider two simple models for fermionic dark matter: a gas of free particles and a gas of strongly self-interacting particles [15, 57]. For each case we consider dark fermion masses of $m = 5, 100, 500$ GeV. If we define $z \equiv k_F/m$, where k_F is the Fermi momentum of the DM particles and m its mass, we can write the expressions for the energy density and pressure for a free Fermi gas of DM particles in a dimensionless form [57]:

$$\frac{\epsilon}{m^4} = \frac{1}{8\pi^2} \left[(2z^3 + z) \sqrt{1 + z^2} - \sinh^{-1}(z) \right], \quad (3.10)$$

$$\frac{p}{m^4} = \frac{1}{24\pi^2} \left[(2z^3 - 3z) \sqrt{1 + z^2} + 3 \sinh^{-1}(z) \right]. \quad (3.11)$$

For the self-interacting case, ϵ and p are given simply by the sum of expressions (3.10) and (3.11) with a term due to the self-interaction in the mean field approximation [57]. To make this contribution dimensionless, we define a coupling constant $\alpha_{\text{SI}} \equiv g_{\text{vDM}}^2/2$ and the interaction energy scale $m_I = m/\sqrt{\alpha_{\text{SI}}}$. This energy scale, m_I , may also be interpreted as the vacuum expectation value of the Higgs field of the interaction, and the dimensionless parameter $y = m/m_I$ is a measure of the strength of the self-interaction. We can then write the energy density and pressure in terms of z and y as follows:

$$\frac{\epsilon}{m^4} = \frac{1}{8\pi^2} \left[(2z^3 + z) \sqrt{1 + z^2} - \sinh^{-1}(z) \right] + \left(\frac{1}{3\pi^2} \right)^2 y^2 z^6, \quad (3.12)$$

$$\frac{p}{m^4} = \frac{m^4}{24\pi^2} \left[(2z^3 - 3z) \sqrt{1 + z^2} + 3 \sinh^{-1}(z) \right] + \left(\frac{1}{3\pi^2} \right)^2 y^2 z^6. \quad (3.13)$$

Following [15], we consider the case for which $y = 0$ (free) and the case $y = 10^3$ (strong self-interaction) with mass scale comparable to the QCD energy scale. With the equations of state at hand, we can solve the TOV equation.

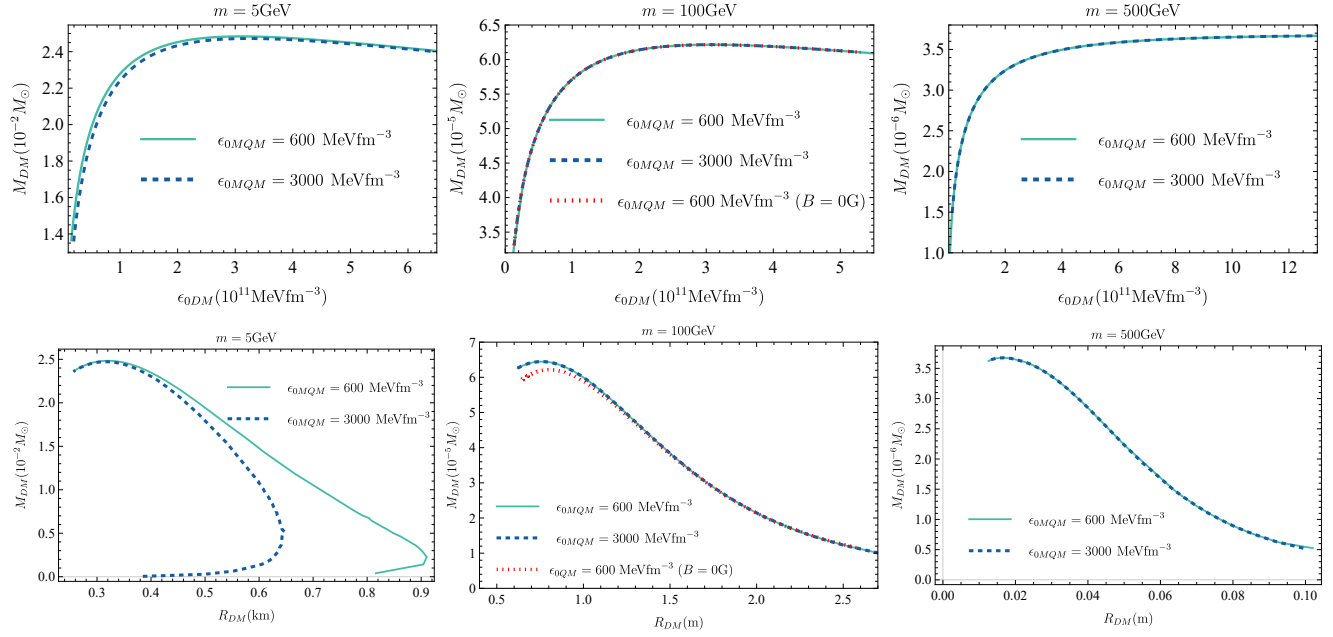


Figure 1: Effects of magnetized strange quark matter on the free dark matter component. In the first row we plot the mass of the dark matter component, M_{DM} , as a function of dark matter central energy density, ϵ_{DM} , for different fixed values of magnetized strange quark matter central energy density, ϵ_{MQM} . In the second row we plot the mass-radius relations for different fixed values of ϵ_{MQM} . We consider three values for the mass of the dark matter particles: $m = 5, 100, 500$ GeV. The red dashed lines correspond no magnetic field ($B = 0$ G). For all other curves, $B = 10^{18}$ G.

4 Results

4.1 Effect of magnetized strange quark matter on the dark matter component

In this section we discuss the effects of magnetized strange quark matter (MSQM) on the properties of the dark matter component of the star. The overall result is that MSQM hardly affects the dark matter component in both the free and strongly self-interacting (SSI) cases, except for a small dark fermion mass ($m = 5$ GeV), as shown in Figs.1 and 2. This reinforces the results of references [15] and [16] for the non-magnetic case (red dashed lines in Figs.1 and 2). Essentially, the dark matter component is insensitive to the increase of SQM central energy density, when $m \gtrsim 100$ GeV. Here we see that the same occurs for a softer magnetized EoS.

Dark matter components made of particles with smaller masses ($m = 5$ GeV) are more sensitive to the increase of MSQM central energy density. In the case of free DM, a larger ϵ_{0MQM} produces smaller radii for the DM component while the range of possible masses remains unchanged (see Fig.1). In the SSI case, both mass and radius of the DM component are unbounded, with M_{DM} vs. ϵ_{0DM} and mass-radius curves growing as we increase ϵ_{0MQM} (see Fig.2). This unphysical behavior is probably due to unstable configurations at high values of ϵ_{0DM} , as discussed for the non-magnetic case in Ref. [16].

We also observe from Figs.1 and 2 that for smaller values of the mass of DM particles

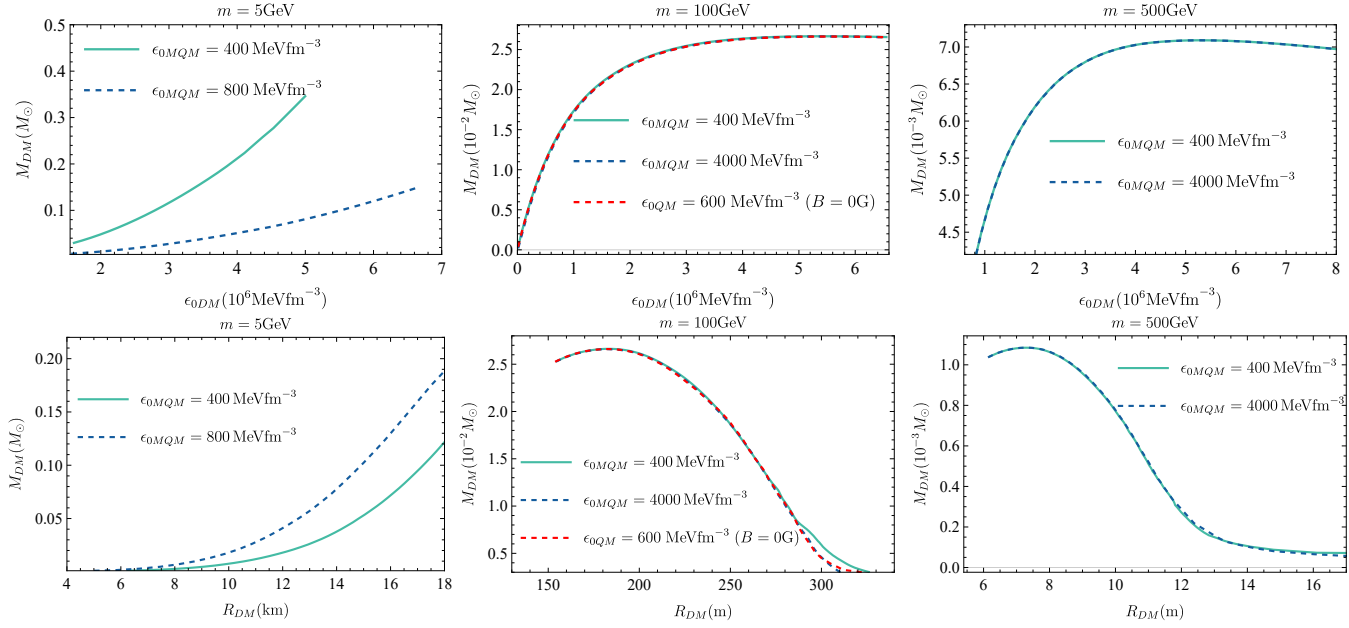


Figure 2: Effects of magnetized strange quark matter on the strongly self-interacting dark matter component. In the first row we plot the mass of the dark matter component, M_{DM} , as a function of dark matter central energy density, ϵ_{0DM} , for fixed values of magnetized strange quark matter central energy density, ϵ_{0MQM} . In the second row we plot the mass-radius relations for the dark matter component for fixed values of ϵ_{0MQM} . We consider three values for the mass of the dark matter particles: $m = 5, 100, 500$ GeV and assume a interaction strength of $y = 10^3$. The red dashed lines correspond no magnetic field ($B = 0$ G). For all other curves, $B = 10^{18}$ G.

we obtain larger masses and radii for the DM component (in accordance with [14, 16]). For instance, in the free DM case we find a maximum mass of $M_{DM} = 0.024 M_{\odot}$, $M_{DM} = 6.2 \times 10^{-5} M_{\odot}$ and $M_{DM} = 3.6 \times 10^{-6} M_{\odot}$, for $m = 5$ GeV, $m = 100$ GeV and $m = 500$ GeV, respectively. The presence of interaction also leads to more massive DM components. In the SSI DM case, we find for the maximum mass $M_{DM} = 2.6 \times 10^{-2} M_{\odot}$ and $M_{DM} = 7 \times 10^{-3} M_{\odot}$, for $m = 100$ GeV and $m = 500$ GeV, respectively.

4.2 Effect of dark matter on the magnetized strange quark matter component

We now discuss the effects of dark matter on the magnetized strange quark matter component. A general feature is that, as we increase ϵ_{0DM} , the curves of M_{MQM} (or R_{MQM}) versus ϵ_{0MQM} are displaced towards higher ϵ_{0MQM} , and so are their maxima (see Figs. 3 and 4). In a first naive analysis of stability, the points before the maxima (from left to right) correspond to stable configurations. Therefore, this shifting feature implies that the range of stable configurations is also shifted. To illustrate this point, let us look at the $m = 100$ GeV case. For strange magnetars (without dark matter) the maximum mass is reached for $\epsilon_{0MQM} = 2700$ MeVfm $^{-3}$. When dark matter is added the maximum mass is reached when $\epsilon_{0MQM} = 3940$ MeVfm $^{-3}$ for $\epsilon_{0DM} = 1.3 \times 10^5$ MeVfm $^{-3}$ and when $\epsilon_{0MQM} = 6000$ MeVfm $^{-3}$ for $\epsilon_{0DM} = 1.3 \times 10^6$ MeVfm $^{-3}$.

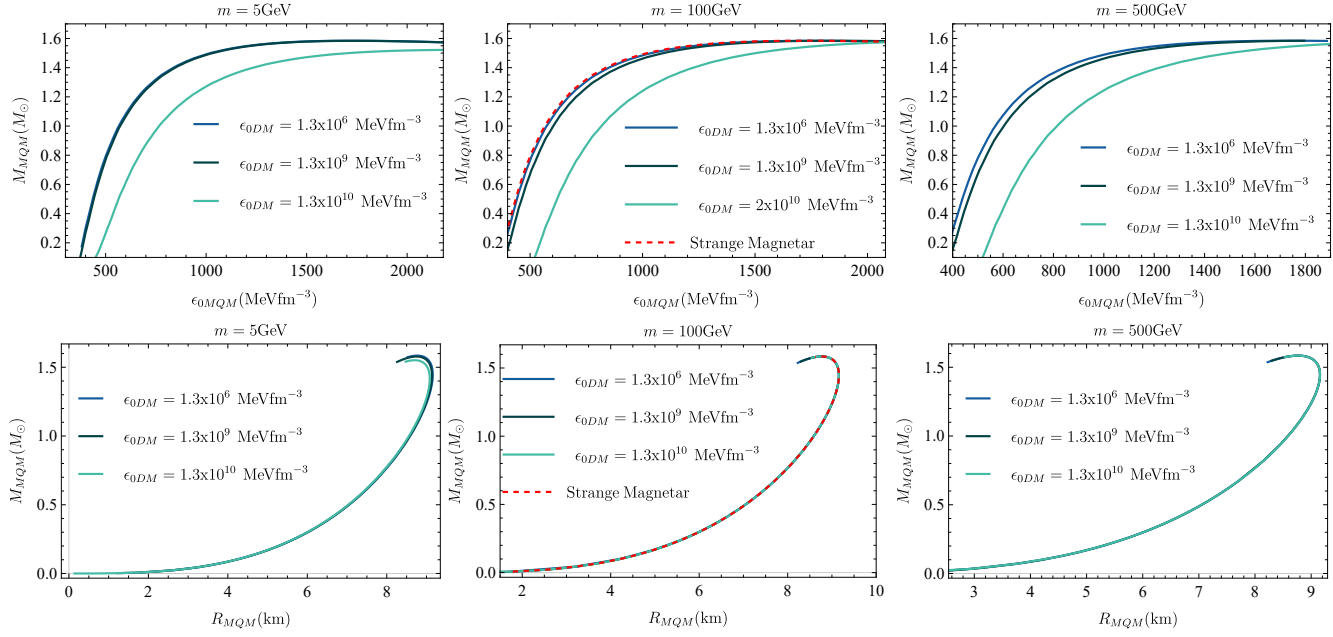


Figure 3: Effects of free fermionic dark matter on the properties of the magnetized strange quark matter component. In the first row we plot the mass of the magnetized strange quark matter component, M_{MQM} , as a function of magnetized strange quark matter central energy density, ϵ_{0MQM} , for fixed values of dark matter central energy densities, ϵ_{0DM} . In the second row we plot the mass-radius relations of the magnetized strange quark matter component for fixed values of ϵ_{0MQM} . We consider three values for the mass of the dark matter particles: $m = 5, 100, 500 \text{ GeV}$ and assume a interaction strength of $y = 0$. The red dashed lines correspond to the strange magnetars with no dark matter.

The magnetized strange quark matter component is more sensitive to variations in central energy density of dark matter components made of heavier particles. This can be seen from Figs. 4 which show us that the $m = 5 \text{ GeV}$ case is hardly affected by such variations, while large shifts are observed for $m = 100 \text{ GeV}$ and $m = 500 \text{ GeV}$.

One can also notice from Figs. 3 and 4 that the MSQM component is more sensitive to variations in ϵ_{0DM} of SSI DM than of free DM. Moreover, an additional feature of SSI DM is that increasing ϵ_{0DM} can reduce the maximum mass and radius of the MSQM component in all three cases. And this decrease is larger for $m = 100 \text{ GeV}$, suggesting that this effect is larger for intermediate values of m . It seems reasonable to imagine that this result can be extended to masses slightly smaller or higher than 100 GeV . The connection of this decrease in maximum mass to the magnetic field will be discussed in the next section.

4.3 Effects of dark matter on the maximum mass and the role of the magnetic field

In previous work it was found that increasing the dark matter fraction decreases the total mass ($M \equiv M_{DM} + M_{MQM}$) of a system composed of SSI dark matter and SQM linearly [15]. In this section we investigate if this still holds in the magnetized case and what is the role played by the intensity of the magnetic field.

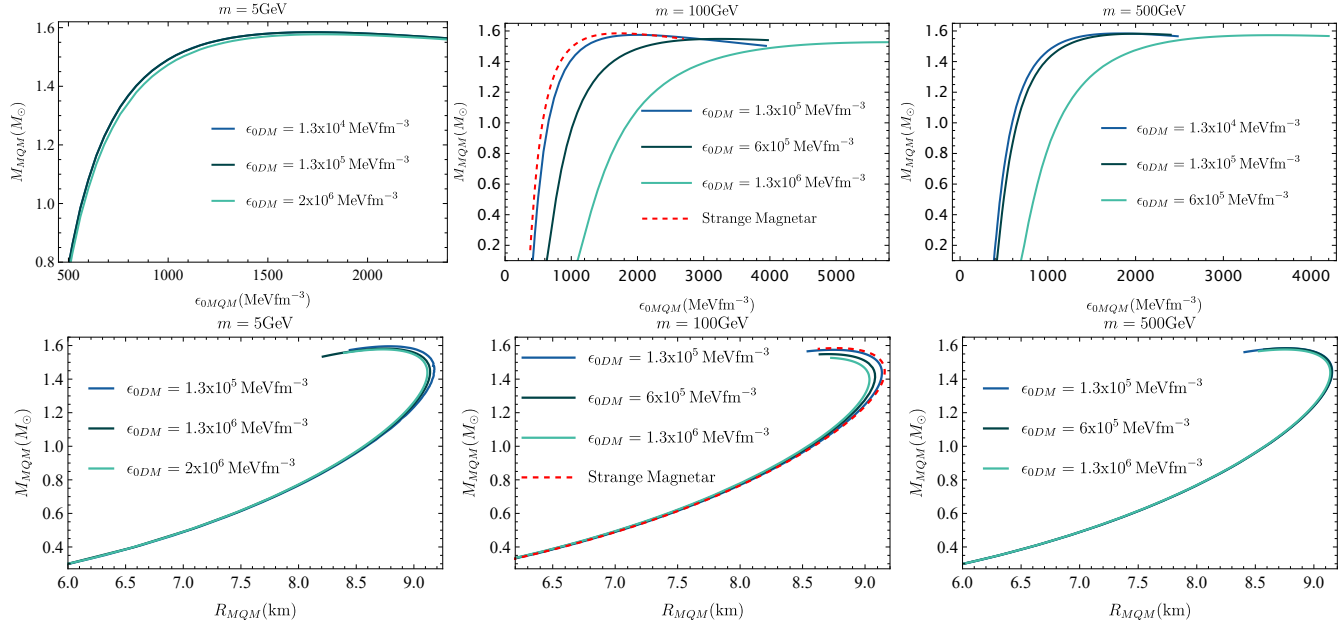


Figure 4: Effects of strongly self-interacting fermionic dark matter on the properties of the magnetized strange quark matter component. In the first row we plot the mass of the magnetized strange quark matter component, M_{MQM} , as a function of magnetized strange quark matter central energy density, ϵ_{0MQM} , for fixed values of dark matter central energy densities, ϵ_{0DM} . In the second row we plot the mass-radius relations of the magnetized strange quark matter component for fixed values of ϵ_{0MQM} . We consider three values for the mass of the dark matter particles: $m = 5, 100, 500 \text{ GeV}$ and assume a interaction strength of $y = 10^3$. The red dashed lines correspond to the strange magnetars with no dark matter.

First, to investigate the effects of the field on the M_{MQM} vs. ϵ_{0MQM} curves, we fix $m = 100 \text{ GeV}$ and $\epsilon_{0DM} = 2 \times 10^{10} \text{ MeV fm}^{-3}$ for free DM and $\epsilon_{0DM} = 6 \times 10^5 \text{ MeV fm}^{-3}$ for SSI DM. Notice from Figs. 1 and 2 that these values correspond to stable configurations of the DM component.

From Fig. 5 we see that, as in the non-admixed case [51], increasing the magnetic field leads to smaller maximum masses. Something similar occurs for the radius, and the two effects balance each other yielding the same range of compactness

$$C = \frac{GM_T}{c^2 R_{MQM}} \quad (4.1)$$

for configurations with different magnetic fields. The non-magnetic case shows a slightly higher maximum compactness of $C_{\max} = 0.278$ than the magnetized one, with $C_{\max} = 0.274$. But no change is observed for the different magnetic fields of Fig. 5. What changes is that stars with the same compactness support higher central energy densities when in the presence of a strong magnetic field. This is also observed in the curves M_{MQM} vs. ϵ_{0MQM} which are shifted towards regions of higher ϵ_{0MQM} .

So, increasing the magnetic field produces a qualitatively similar effect to increasing the dark matter central energy density. The net result of including both a strong magnetic field and a dark matter component is a curve, M_{MQM} vs. ϵ_{0MQM} , that covers a range of higher

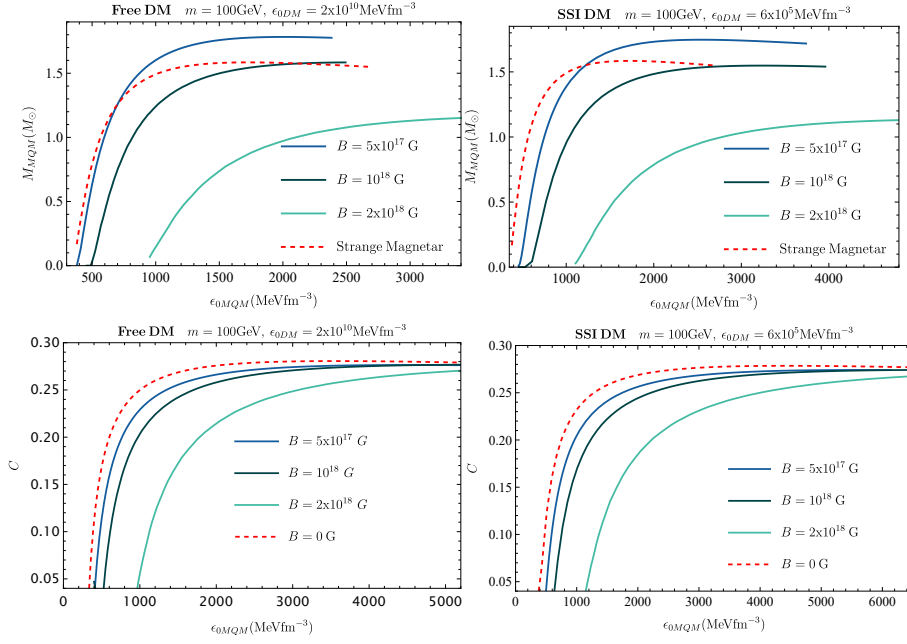


Figure 5: Mass and compactness ($C = GM_T/(c^2 R_{MQM})$) of the magnetized strange quark matter component as a function of its central energy density, ϵ_{0MQM} , with fixed values of ϵ_{0DM} , for different values of the magnetic field. Here $m = 100\text{GeV}$. Left: free dark matter; right: strongly self-interacting dark matter. In the first row the red dashed line correspond to strange magnetars with no dark matter and in the second it corresponds to strange stars admixed with dark matter with no magnetic field.

ϵ_{0MQM} and has a reduced maximum mass. This curve is different from what is observed when only a magnetic field or a dark matter component is included. This is illustrated in Fig. 5 by comparing the curve for an admixed strange magnetar with the curve of a strange magnetar in the absence of dark matter (red dashed lines in Fig 5) when the same value for the magnetic field is used ($B = 10^{18} \text{G}$). This difference occurs in both free and SSI DM.

Finally, from Fig. 6 we see that, as in the non-magnetized case, the total mass decreases linearly with the increase of the SSI dark matter fraction $f = M_T/M_{DM}$. A new feature that we observe here is that the rate of this decrease depends on the intensity of the magnetic field. As is shown in Table 1, the absolute value of the slope of the linear fit is smaller for higher values of the magnetic field. So higher magnetic fields tends to attenuate the effect of increasing the dark matter fraction on the maximum mass of the system.

This last feature can be understood as follows. Magnetic fields shift stable configurations towards higher central energy densities. This high MSQM central energy densities make it harder for the dark matter core to exert its influence on the MSQM component properties. We therefore need larger variations in dark matter fraction to produce the same variations in total mass.

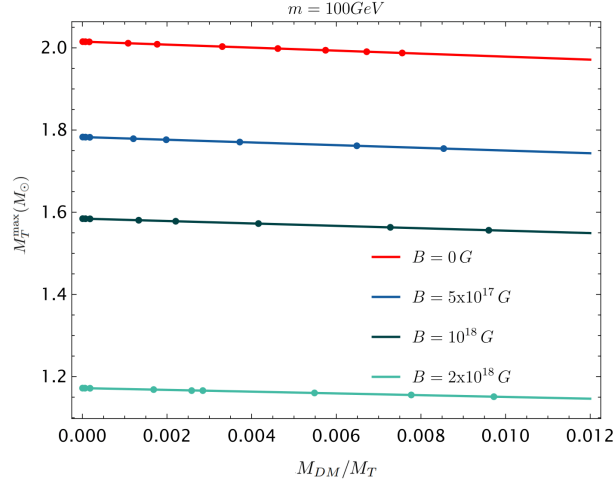


Figure 6: Maximum total mass of strange magnetars admixed with dark matter M_T^{\max} as a function of dark matter fraction M_T/M_{DM} for different values of magnetic field.

B (G)	Slope of the linear fit (α)
0	-3.6
5×10^{17} G	-3.2
1×10^{18} G	-2.9
2×10^{18} G	-2.1

Table 1: Slopes of the linear decrease of the maximum mass with the dark matter fraction for different values of the magnetic field.

5 Summary and outlook

We have investigated strange stars admixed with fermionic dark matter in the presence of a strong magnetic field using the two-fluid Tolman-Oppenheimer-Volkov equations. Magnetized strange quark matter was described within the MIT bag model and we considered magnetic fields in the range $\sim 10^{17} - 10^{18}$ G. For dark matter, we considered the cases of free and strongly self-interacting dark fermions with masses $m = 5, 100, 500$ GeV.

The effects of dark matter on strange magnetars are qualitatively similar to what was previously obtained for strange stars. We found that the increase in the dark matter central energy density produces a decrease in the maximum mass of the strange star, which resembles the effect of increasing the magnetic field. In this sense, the presence of dark matter and that of a magnetic field bring effects that go in the same direction.

However, the net result of including both a dark matter component and a strong magnetic field is different from what is expected for strange stars or admixed strange stars, as illustrated by Fig. 5. Furthermore the absolute value of the rate at which M_T^{\max} decreases with the dark matter fraction (M_{DM}/M_T) is lower for higher values of the magnetic field (see Table 1 and Fig. 6). In other words, even though the magnetic field contributes to decreasing the total mass of the star, it attenuates the rate of decrease in the maximum mass brought about by the presence of dark matter.

Acknowledgments

We thank J.C. Jiménez for discussions. This work was partially supported by INCT-FNA (Process No. 464898/2014-5), CAPES (Finance Code 001), CNPq, and FAPERJ.

References

- [1] Jürgen Schaffner-Bielich, *Compact Star Physics* (Cambridge University Press, 2020).
- [2] Kenji Fukushima and Tetsuo Hatsuda, “The phase diagram of dense QCD,” *Rept. Prog. Phys.* **74**, 014001 (2011), [arXiv:1005.4814 \[hep-ph\]](#) .
- [3] Clebson A. Graeff, Marcelo D. Alloy, Kauan D. Marquez, Constança Providência, and Débora P. Menezes, “Hadron-quark phase transition: the QCD phase diagram and stellar conversion,” *Journal of Cosmology and Astroparticle Physics* **2019**, 024–024 (2019).
- [4] Robert C. Duncan and Christopher Thompson, “Formation of very strongly magnetized neutron stars - implications for gamma-ray bursts,” *Astrophys. J. Lett.* **392**, L9 (1992).
- [5] Christopher Thompson and Robert C. Duncan, “Neutron star dynamos and the origins of pulsar magnetism,” *Astrophys. J.* **408**, 194 (1993).
- [6] C. Kouveliotou *et al.*, “An X-ray pulsar with a superstrong magnetic field in the soft gamma-ray repeater SGR 1806-20,” *Nature* **393**, 235–237 (1998).
- [7] Chris Kouvaris and Peter Tinyakov, “Constraining Asymmetric Dark Matter through observations of compact stars,” *Phys. Rev. D* **83**, 083512 (2011), [arXiv:1012.2039 \[astro-ph.HE\]](#) .
- [8] C. G. Lacey and J. P. Ostriker, “Massive black holes in galactic halos ?” *The Astrophysical Journal* **299**, 633–652 (1985).
- [9] Gianfranco Bertone and Malcolm Fairbairn, “Compact stars as dark matter probes,” *Phys. Rev. D* **77**, 043515 (2008).
- [10] Chris Kouvaris and Peter Tinyakov, “Constraining asymmetric dark matter through observations of compact stars,” *Phys. Rev. D* **83**, 083512 (2011).
- [11] I. Goldman, R.N. Mohapatra, S. Nussinov, D. Rosenbaum, and V. Teplitz, “Possible implications of asymmetric fermionic dark matter for neutron stars,” *Physics Letters B* **725**, 200–207 (2013).
- [12] Hao Zheng and Lie-Wen Chen, “Strange Quark Stars as a Probe of Dark Matter,” *The Astrophysical Journal* **831**, 127 (2016), [arXiv:1603.07518 \[nucl-th\]](#) .
- [13] M. Angeles Perez-Garcia, Joseph Silk, and Jirina R. Stone, “Dark matter, neutron stars, and strange quark matter,” *Phys. Rev. Lett.* **105**, 141101 (2010).
- [14] Maksym Deliyergiyev, Antonino Del Popolo, Laura Tolos, Morgan Le Delliou, Xiguo Lee, and Fiorella Burgio, “Dark compact objects: An extensive overview,” *Phys. Rev. D* **99**, 063015 (2019).
- [15] Payel Mukhopadhyay and Jürgen Schaffner-Bielich, “Quark stars admixed with dark matter,” *Phys. Rev. D* **93**, 083009 (2016).
- [16] José C. Jiménez and Eduardo S. Fraga, “Radial Oscillations of Quark Stars Admixed with Dark Matter,” *Universe* **8**, 34 (2022), [arXiv:2111.00091 \[hep-ph\]](#) .
- [17] Nicole F. Bell, Giorgio Busoni, and Sandra Robles, “Capture of leptophilic dark matter in neutron stars,” *Journal of Cosmology and Astroparticle Physics* **2019**, 054–054 (2019).

- [18] Nicole F. Bell, Giorgio Busoni, Sandra Robles, and Michael Virgato, “Improved treatment of dark matter capture in neutron stars,” [Journal of Cosmology and Astroparticle Physics](#) **2020**, 028–028 (2020).
- [19] Javier F. Acevedo, Joseph Bramante, Rebecca K. Leane, and Nirmal Raj, “Warming nuclear pasta with dark matter: kinetic and annihilation heating of neutron star crusts,” [Journal of Cosmology and Astroparticle Physics](#) **2020**, 038–038 (2020).
- [20] Eemeli Annala, Tyler Gorda, Aleksi Kurkela, Joonas Nättilä, and Aleksi Vuorinen, “Evidence for quark-matter cores in massive neutron stars,” [Nature Phys.](#) **16**, 907–910 (2020), [arXiv:1903.09121 \[astro-ph.HE\]](#) .
- [21] D. D. Ivanenko and D. F. Kurdgelaidze, “Hypothesis concerning quark stars,” [Astrophysics](#) **1**, 251–252 (1965).
- [22] N. Itoh, “Hydrostatic Equilibrium of Hypothetical Quark Stars,” [Prog. Theor. Phys.](#) **44**, 291 (1970).
- [23] Edward Witten, “Cosmic Separation of Phases,” [Phys. Rev. D](#) **30**, 272–285 (1984).
- [24] Charles Alcock, Edward Farhi, and Angela Olinto, “Strange stars,” [Astrophys. J.](#) **310**, 261–272 (1986).
- [25] P. Haensel, J. L. Zdunik, and R. Schaeffer, “Strange quark stars,” [Astron. Astrophys.](#) **160**, 121–128 (1986).
- [26] Edward Farhi and R. L. Jaffe, “Strange Matter,” [Phys. Rev. D](#) **30**, 2379 (1984).
- [27] Michael Buballa *et al.*, “EMMI rapid reaction task force meeting on quark matter in compact stars,” [J. Phys. G](#) **41**, 123001 (2014), [arXiv:1402.6911 \[astro-ph.HE\]](#) .
- [28] Eduardo S. Fraga, Robert D. Pisarski, and Jurgen Schaffner-Bielich, “Small, dense quark stars from perturbative QCD,” [Phys. Rev. D](#) **63**, 121702 (2001), [arXiv:hep-ph/0101143](#) .
- [29] Eduardo S. Fraga and Paul Romatschke, “The Role of quark mass in cold and dense perturbative QCD,” [Phys. Rev. D](#) **71**, 105014 (2005), [arXiv:hep-ph/0412298](#) .
- [30] Aleksi Kurkela, Paul Romatschke, and Aleksi Vuorinen, “Cold Quark Matter,” [Phys. Rev. D](#) **81**, 105021 (2010), [arXiv:0912.1856 \[hep-ph\]](#) .
- [31] Eduardo S. Fraga, Aleksi Kurkela, and Aleksi Vuorinen, “Interacting quark matter equation of state for compact stars,” [Astrophys. J. Lett.](#) **781**, L25 (2014), [arXiv:1311.5154 \[nucl-th\]](#) .
- [32] Aleksi Kurkela, Eduardo S. Fraga, Jürgen Schaffner-Bielich, and Aleksi Vuorinen, “Constraining neutron star matter with Quantum Chromodynamics,” [Astrophys. J.](#) **789**, 127 (2014), [arXiv:1402.6618 \[astro-ph.HE\]](#) .
- [33] Eduardo S. Fraga, Aleksi Kurkela, and Aleksi Vuorinen, “Neutron star structure from QCD,” [Eur. Phys. J. A](#) **52**, 49 (2016), [arXiv:1508.05019 \[nucl-th\]](#) .
- [34] Ioan Ghisoiu, Tyler Gorda, Aleksi Kurkela, Paul Romatschke, Matias Säppi, and Aleksi Vuorinen, “On high-order perturbative calculations at finite density,” [Nucl. Phys. B](#) **915**, 102–118 (2017), [arXiv:1609.04339 \[hep-ph\]](#) .
- [35] Eemeli Annala, Tyler Gorda, Aleksi Kurkela, and Aleksi Vuorinen, “Gravitational-wave constraints on the neutron-star-matter Equation of State,” [Phys. Rev. Lett.](#) **120**, 172703 (2018), [arXiv:1711.02644 \[astro-ph.HE\]](#) .
- [36] Tyler Gorda, Aleksi Kurkela, Paul Romatschke, Matias Säppi, and Aleksi Vuorinen, “Next-to-Next-to-Next-to-Leading Order Pressure of Cold Quark Matter: Leading Logarithm,” [Phys. Rev. Lett.](#) **121**, 202701 (2018), [arXiv:1807.04120 \[hep-ph\]](#) .
- [37] Tyler Gorda, Aleksi Kurkela, Risto Paatelainen, Saga Säppi, and Aleksi Vuorinen, “Cold quark matter at N3LO: Soft contributions,” [Phys. Rev. D](#) **104**, 074015 (2021), [arXiv:2103.07427 \[hep-ph\]](#) .

- [38] Jean-Paul Blaizot, Eduardo S. Fraga, and Letícia F. Palhares, “Effect of quark masses on the QCD pressure in a strong magnetic background,” *Phys. Lett. B* **722**, 167–171 (2013), [arXiv:1211.6412 \[hep-ph\]](#) .
- [39] J. Sedaghat, S. M. Zebarjad, G. H. Bordbar, and B. Eslam Panah, “Structure of magnetized strange quark star in perturbative QCD,” *Phys. Lett. B* **829**, 137032 (2022), [arXiv:2204.01333 \[hep-ph\]](#) .
- [40] Antonino Del Popolo, Morgan Le Delliou, and Maksym Deliyergiyev, “Neutron Stars and Dark Matter,” *Universe* **6**, 222 (2020).
- [41] Laura Tolos, Jürgen Schaffner-Bielich, and Yannick Dengler, “Dark Compact Planets,” *Phys. Rev. D* **92**, 123002 (2015), [Erratum: *Phys. Rev. D* 103, 109901 (2021)], [arXiv:1507.08197 \[astro-ph.HE\]](#) .
- [42] Paul Demorest, Tim Pennucci, Scott Ransom, Mallory Roberts, and Jason Hessels, “Shapiro Delay Measurement of A Two Solar Mass Neutron Star,” *Nature* **467**, 1081–1083 (2010), [arXiv:1010.5788 \[astro-ph.HE\]](#) .
- [43] John Antoniadis *et al.*, “A Massive Pulsar in a Compact Relativistic Binary,” *Science* **340**, 6131 (2013), [arXiv:1304.6875 \[astro-ph.HE\]](#) .
- [44] Maksym Deliyergiyev, Antonino Del Popolo, Laura Tolos, Morgan Le Delliou, Xiguo Lee, and Fiorella Burgio, “Dark compact objects: an extensive overview,” *Phys. Rev. D* **99**, 063015 (2019), [arXiv:1903.01183 \[gr-qc\]](#) .
- [45] Christian Y. Cardall, Madappa Prakash, and James M. Lattimer, “Effects of strong magnetic fields on neutron star structure,” *The Astrophysical Journal* **554**, 322–339 (2001).
- [46] A. E. Broderick, M. Prakash, and J. M. Lattimer, “Effects of strong magnetic fields in strange baryonic matter,” *Physics Letters B* **531**, 167–174 (2002), [arXiv:astro-ph/0111516 \[astro-ph\]](#) .
- [47] Somenath Chakrabarty, Debades Bandyopadhyay, and Subrata Pal, “Dense nuclear matter in a strong magnetic field,” *Phys. Rev. Lett.* **78**, 2898–2901 (1997).
- [48] Victoria M. Kaspi and Andrei M. Beloborodov, “Magnetars,” *Annual Review of Astronomy and Astrophysics* **55**, 261–301 (2017).
- [49] R. Turolla, S. Zane, and A. L. Watts, “Magnetars: the physics behind observations. A review,” *Reports on Progress in Physics* **78**, 116901 (2015), [arXiv:1507.02924 \[astro-ph.HE\]](#) .
- [50] Dong Lai and Stuart L. Shapiro, “Cold Equation of State in a Strong Magnetic Field: Effects of Inverse beta -Decay,” *The Astrophysical Journal* **383**, 745 (1991).
- [51] S. Chakrabarty and P. K. Sahu, “Effect of a magnetic field on the strange star,” *Phys. Rev. D* **53**, 4687–4690 (1996).
- [52] Somenath Chakrabarty, “Quark matter in a strong magnetic field,” *Phys. Rev. D* **54**, 1306–1316 (1996).
- [53] D. Alvear Terrero, S. López Pérez, D. Manreza Paret, A. Pérez Martínez, and G. Quintero Angulo, “Observables of spheroidal magnetized strange stars,” *Phys. Rev. C* **103**, 045807 (2021).
- [54] Qian-Fei Xiang, Wei-Zhou Jiang, Dong-Rui Zhang, and Rong-Yao Yang, “Effects of fermionic dark matter on properties of neutron stars,” *Phys. Rev. C* **89**, 025803 (2014).
- [55] I. Goldman, R.N. Mohapatra, S. Nussinov, D. Rosenbaum, and V. Teplitz, “Possible implications of asymmetric fermionic dark matter for neutron stars,” *Physics Letters B* **725**, 200–207 (2013).
- [56] Xu-Guang Huang, Mei Huang, Dirk H. Rischke, and Armen Sedrakian, “Anisotropic hydrodynamics, bulk viscosities, and modes of strange quark stars with strong magnetic fields,” *Physical Review D* **81** (2010), [10.1103/physrevd.81.045015](#).

- [57] Gaurav Narain, Jorgen Schaffner-Bielich, and Igor N. Mishustin, “Compact stars made of fermionic dark matter,” *Phys. Rev. D* **74**, 063003 (2006), [arXiv:astro-ph/0605724](#) .