

# Understanding the Mapping of Encode Data Through An Implementation of Quantum Topological Analysis

Andrew Vlasic<sup>1,\*</sup> and Anh Pham<sup>1</sup>

<sup>1</sup>*Deloitte Consulting, LLP*

(Dated: October 12, 2022)

Topological Data Analysis (TDA) is a well-established field derived to give insight into the geometric structure of real-world data. However, many methods in TDA are computationally intensive. The method that computes the respective Betti number has been shown to obtain a speed-up from translating the algorithm into a quantum circuit. The quantum circuit to calculate a particular Betti number requires a significant number of gates and, without a small record of data, is currently unable to be implemented on a NISQ-era processor. Given this NISQ-era restriction, a hybrid-method is proposed that calculates the Euclidean distance of the encoded data and computes the desired Betti number. This method is applied to a toy data set with different encoding techniques. The empirical results show the noise within the data is intensified with each encoding method as there is a clear change in the geometric structure of the original data, exhibiting information loss.

## I. INTRODUCTION

As the applications of classical statistical modeling and machine learning modeling increase in popularity there has been a growing need of advanced exploratory data analysis to give insight to the stability of the model through the various structures of the data. Topological data analysis (TDA) has become a stable of general techniques to understand the geometric structure of data and assist with these insights. One main technique in TDA is that of Betti numbers which give the number of “holes” in each dimension.

The mathematical structure of calculating Betti numbers make this method a natural candidate for a quantum analog [1], denoted as qTDA. While there have been many advancements [2–5] of the original algorithm the majority of these advancements assumes a universal quantum processor or a hybrid method with creative circuits. Taking into consideration the shortcomings of the NISQ era, this manuscript describes a hybrid qTDA method that is scalable and applies the method to a toy data set that shows geometric differences between the original data and the encoding techniques, as well as geometric differences between the encoding techniques. This empirical analysis displays that there are subtleties for each encoding technique. Interestingly, the difference between the encoding techniques is only apparent with small values of  $\epsilon$ .

## II. APPLICATIONS OF QUANTUM TO REAL-WORLD DATA

As quantum computing has become increasingly relevant as an advantage over classical computing there has been an increase in quantum analogs of machine learning algorithms. A few examples include linear regression

[6], clustering [7, 8], utilizing kernels for support vector machines [9] with intuitive extensions to neural networks [10, 11], and generative modeling [12]. As one may imagine there are situations where quantum is no better than classical methods [13]. To understand how this may hold true consider modeling binary classification with a large feature space. If there is a clear delineation of the two classes within enough features a simple linear regression algorithm will model the data quite well.

Given the nature of quantum algorithms many questions arise about how to incorporate classical data into a quantum circuit. A natural method to transfer continuous valued entries in a data record is to capture each value in the array as a rotation and capture each data point as an *angle* [10, 11]. Encoding the values of the data record to a quantum state through *amplitude* is also quite natural. The authors in [14] display a divide and conquer method similar to that of the method in the seminal Grover-Rudolph paper [15] which trades the number of qubits for the time to encode, along with a more qubit less gate intensive method of amplitude encoding similar to *quantum Fourier transform* (QFT). The last method mentioned is *IQP* [16] which is noted by the authors to leverage a quantum advantage, but the series of gates yields more of a neural network mapping than a true representation of the original data. There are other encoding techniques [17, 18], for simplicity, these techniques are not considered.

Mapping data to a quantum circuit has shown to be quite difficult and non-trivial [11]. Moreover, while these methods treat the data as a map to another Hilbert space the data is quite frankly mapped to a series of operators in the space of special unitary operators in dimension  $2^n$ , denoted as  $SU(2^n)$ . However, there are explorations that are fairly in-depth in the analysis, which include authors in [19] that give criteria to when there is a quantum advantage in statistical modeling tasks, and the authors in [20] explore a partial Fourier series of the operator encoded with a data point. To the authors’ knowledge, the paper “Effect of data encoding on the expressive power of

---

\* avlasic@deloitte.com

variational quantum-machine-learning models” [20] is the first effort to consider data from this perspective. This observation about data mapped to parameters of operators points to the question about what information, if any, is lost when data is encoded into a circuit.

### III. TOPOLOGICAL DATA ANALYSIS AND QUANTUM COMPUTATION

With the explosion of statistical modeling it has become more prevalent to understand the geometric structure for further insight into how to model the data, identify weak structures of underrepresented data to anticipate failure, and compare training data and data observed after training. Topological data analysis (TDA) has been shown to be a powerful tool to obtain this goal [21, 22] but is quite computationally intensive. One particular method that is quite useful in classifying the geometric structure of the data is calculating the Betti number for various topological features.

To understand what a Betti number represents more intuitively consider a record of data points. First it is necessary to construct a *simplicial complex*, which is a collection of the data points with an  $\epsilon$ -sized ball around each point that creates individual points, lines, triangles, tetrahedron, and corresponding iterative higher-level simplicial objects;  $\epsilon$  is a hyperparameter and is intuitively called the *grouping scale*. The collection of simplices created from parameter  $\epsilon$ , denoted as  $S^\epsilon$ , is known as a *Vietoris-Rips simplicial complex*. After the construction of these objects the number of connected data points, one-dimensional “circular holes”, two-dimensional areas void of data points, and corresponding higher-dimensional voids. For  $k \in \{0, 1, 2, \dots\}$  the Betti number  $b_k$  corresponds to the respective topological descriptions above.

Betti numbers have a deeper mathematical description with homology which is important to describe and incorporate in a circuit. Given a data set  $D_s$ , denote  $H_k^\epsilon(D_s)$  as the  $k^{th}$  homology group of  $D_s$  generated from the parameter  $\epsilon$ . The complete simplicial complex created with  $\epsilon$  is defined  $H^\epsilon = \bigoplus_k H_k^\epsilon$ . Define the *boundary map* as  $\delta_k : H_k^\epsilon(D_s) \rightarrow H_{k-1}^\epsilon(D_s)$ . Given the derivation of the simplicial complex one may see the natural mapping. Defining the kernel of a function as  $\ker$  and the image of a function as  $\text{Im}$ , we may define the  $k^{th}$  homology as the quotient space  $H_k^\epsilon(D_s) = \ker \delta_k^{D_s} / \text{Im} \delta_{k+1}^{D_s}$  and  $b_k = \dim(H_k^\epsilon(D_s))$ .

This structure enables a derivation towards an generator of connectivity. Combinatorial Laplacians [23] give the exact generator is denoted generally as  $\Delta_k$  and has the form  $\Delta_k^{D_s} = (\delta_k^{D_s})^\dagger \delta_k^{D_s} + \delta_{k+1}^{D_s} (\delta_{k+1}^{D_s})^\dagger$ . See [24] for further more in-depth information about Betti numbers.

Since the boundary maps are linear this gives makes this algorithm a candidate for a quantum analog [1], denoted as *qTDA*. In the quantum setting for the space  $H_k^\epsilon$  is spanned by  $|s_k\rangle$  where  $s_k \in S_k^\epsilon$ , where  $S_k^\epsilon$  is the set of

$k$ -simplices. The boundary map applied to  $|s_k\rangle$  has the form

$$\delta_k |s_k\rangle = \sum_j (-1)^j |s_{k-1}(j)\rangle \quad (1)$$

where  $s_{k-1}(j)$  is the  $k-1$  simplex on the boundary of  $s_k$  with the  $j^{th}$  vertex removed from  $s_k$ .

Since the derivation of qTDA there have been many extensions [2–4] However, the general flow of the algorithm has been consistent. See the outline of the algorithm in Algorithm 1.

---

#### Algorithm1 General qTDA

---

```

1:  $i \leftarrow 1$ 
2: while  $i \leq L$  do
3:    $\frac{1}{\sqrt{|S_k^\epsilon|}} \sum_{s_k \in S_k^\epsilon} |s_k\rangle \leftarrow$  Grover’s algorithm
4:    $\frac{1}{\sqrt{|S_k^\epsilon|}} \sum_{s_k \in S_k^\epsilon} |s_k\rangle \otimes |s_k\rangle \leftarrow$  copy states to eigenvalue registry with CNOT operations
5:    $\frac{1}{\sqrt{|S_k^\epsilon|}} \sum_{s_k \in S_k^\epsilon} |s_k\rangle \langle s_k| \leftarrow$  trace out the ancillary register
6:    $e^{i\Delta_k^{D_s}} \leftarrow$  apply unitary to eigenvalue registry
7:   Apply phase estimation to eigenvalue registry
8:   Measure the eigenvalue register to readout the approximated eigenvalue  $\tilde{\lambda}$ 
9:    $i \leftarrow i + 1$ 
10: end while
11: return  $|\{\tilde{\lambda} : \tilde{\lambda} = 0\}|/L$ 

```

---

The general flow of the circuit side-steps how to incorporate real-world data into the circuit. currently, there are two main methods: (1) calculate the distances (or pseudo-distances), apply the  $\epsilon$  hyperparameter filter, make respective connections in classical computation then incorporate this final matrix into the circuit; or (2) encode the data into the circuit and do all calculations within the circuit. The first method is oriented for the NISQ-era, and in fact, may be faster given a small enough data with the available gates. Furthermore, the first method is difficult to incorporate if one would like to calculate the Betti number of the encoded data. The second method is definitely designed for a universal QPU as the number of gates needed and sensitivity to the noise of qubits plays a huge factor in exact calculations.

While there are hardware shortcomings of the second method it is quite interesting to explore creating such a non-hybrid circuit. The rest of this section explores how one may implement comparing two randomly selected data points from a record.

This is how one may incorporate real-world data. The method in [25] displays how to get the encoded inner product of two data records. Since  $\langle \psi | \psi \rangle = 1$  for all non-zero vectors in a circuit one may see that

$$\sqrt{\sum_{k=1}^n |\psi_k^i - \psi_k^j|^2} = \sqrt{2 \cdot (1 - |\langle \psi^i | \psi^j \rangle|)}. \quad (2)$$

The authors in [14] give a viable technique to implement a qRAM for the entire record of data. Coupling the qRAM and inner product with the technique in [7], which utilizes the Hadamard test yields, a sub-process to compare randomly drawn data points with a quantum advantage. See Figure 1 for an overview of such a circuit.

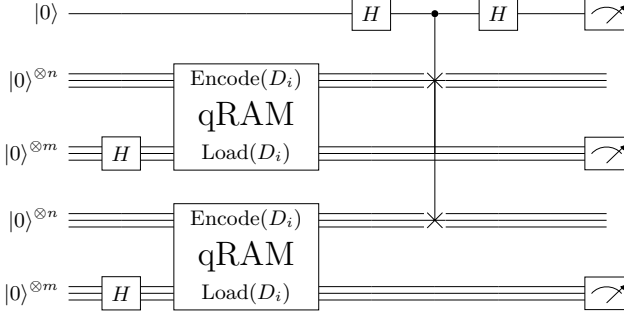


FIG. 1: This circuit displays a sub-process to calculate the inner product of two randomly chosen data points from the same uniformly distributed data points encoded into a quantum circuit.

#### IV. HYBRID QUANTUM TOPOLOGICAL DATA ANALYSIS

While the NISQ-era inhibits a purely quantum solution to calculate the Betti number there have been efforts to create a hybrid solution [5]. In particular, the authors display a hybrid method, though the circuit given is a toy example that calculates Betti number  $b_1$  with five data points with the  $L^2$ -distance between each point. The authors then derive a creative circuit to calculate the  $b_1$  score of the network of the boundaries. Such a circuit with pre-calculated boundaries has been previously noted [1, 3]. However, the authors go a step further and derive a matrix of the Equation 1. One may observe that with this matrix all is necessary to finish the Betti number calculation is to derive the eigenvectors and determine  $|\{\tilde{\lambda} : \tilde{\lambda} = 0\}|$ .

The method in [5] can be expanded by including data encoded into a circuit. However, one must be able to calculate the distance between each point in the record. A technique one utilize is displayed in the circuit in Figure 2, which is known as the *SWAP test*. This circuit yields the calculation  $|\langle E(D_j) | E(D_i) \rangle|^2$ , where  $E$  denotes the encoding method and is shortened notation for simplicity. One may derive this kernel method explicitly by simplifying the measurement of the circuit on the initial state

$$|0 \dots 0\rangle \langle 0 \dots 0|,$$

$$\begin{aligned} & \langle 0 \dots 0 | E(D_j) E(D_i)^\dagger M E(D_j)^\dagger E(D_i) | 0 \dots 0 \rangle \\ &= \langle 0 \dots 0 | E(D_j) E(D_i)^\dagger | 0 \dots 0 \rangle \\ &\times \langle 0 \dots 0 | E(D_j)^\dagger E(D_i) | 0 \dots 0 \rangle \\ &= |\langle 0 \dots 0 | E(D_j)^\dagger E(D_i) | 0 \dots 0 \rangle|^2 \\ &= |\langle E(D_j) | E(D_i) \rangle|^2. \end{aligned}$$

A few kernel methods with calculation are described in the PennyLane [26] documentation.

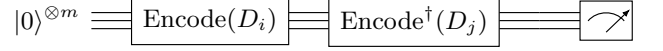


FIG. 2: A kernel method to calculate the absolute value squared of the inner product of two encoded data points,  $D_i$  and  $D_j$ , where the data point  $D_j$  is encoded with the inverse of the technique. Finally, measured in the computational basis. This is known as the *SWAP test*.

---

#### Algorithm2 Hybrid qTDA

---

- 1:  $B \leftarrow$  calculate inner products matrix
  - 2:  $B^\epsilon \leftarrow B$  apply  $\epsilon$  filter
  - 3:  $B_i^\epsilon \leftarrow B^\epsilon$  Iterate through positive entries to determine boundaries for Betti number  $b_i$
  - 4:  $\partial_i \leftarrow B_i^\epsilon$  delete rows and columns that are all zeros,
  - 5:  $\partial_i^+ \leftarrow \partial_i$  replace strictly positive entries  $(i, j)$  with  $(-1)^{i+j}$
  - 6:  $\begin{pmatrix} 0 & \partial_i^+ \\ (\partial_i^+)^{\dagger} & 0 \end{pmatrix} \leftarrow \partial_i^b$  create Hamiltonian matrix  $\mathcal{H}$
  - 7: Feed  $\mathcal{H}$  into the VQD sub-circuit and measure  $L$  times to readout the approximated eigenvalue  $\tilde{\lambda}$
  - 8: **return**  $|\{\tilde{\lambda} : \tilde{\lambda} = 0\}|/L$
- 

While many of the steps Algorithm 2 are classical, Step 1 requires a quantum circuit for encoded data points, and the last step is to calculate the eigenvalues. The authors in [27] derive a circuit, noted as the *Variational Quantum Deflation* (VQD), which is a NISQ-era friendly implementation to calculate the spectrum of a Hamiltonian. While there are other circuits that may be utilized the calculate the entire set of eigenvalues, given the proliferation of the algorithm, VQD will be noted as the preferred algorithm. However, VQD will also be used as a placeholder for similar algorithms.

#### V. ENCODING APPROACHES

The encoding methods noted in Section II will be discussed in detail to sample current methods and establish a deeper understanding. *Angle* encoding is the first technique explored [10, 11]. While this approach is intuitive has been noted to not fully leverage quantum, and in particular, each entry in the data point vector  $D_i$  is mapped

to a qubit, increasing the size of a typical register. The encoded operator has the mapped form

$$D_i \rightarrow \bigotimes_{l=1,2,\dots,|D_i|} \exp(-iX_l D_i^l) |0\dots 0\rangle, \quad (3)$$

where  $X_l$  is the Pauli  $X$  gate acting on the  $l^{th}$  qubit and  $D_i^l$  is the  $l^{th}$  entry.

In a closed system there is a the periodic nature of quantum mechanics. From the periodic characteristics, it may be necessary to map the data point  $D_i$  to a normalized form. There are many methods, such as dividing this vector by its magnitude, a significant amount relying on local information. Defining  $\mathcal{S}^n = \left\{ x \in \mathbb{R}^n : x_i > 0 \forall i \text{ and } \sum_{i=1}^{n-1} x_i = 1 \right\}$ , another simplex, there exists a homeomorphic mapping of the form

$$\begin{aligned} f : \mathbb{R}^{n-1} &\rightarrow \mathcal{S}^n, \\ f(x) &= \frac{(e^{x_1}, e^{x_2}, \dots, e^{x_{n-1}}, 1)}{1 + \sum_{i=1}^{n-1} e^{x_i}}, \\ f^{-1}(s) &= (\log(s_1/s_n), \log(s_2/s_n), \dots, \log(s_{n-1}/s_n)). \end{aligned} \quad (4)$$

One may vary  $f$  is a homeomorphism, and therefore, ensures no loss of information.

The *amplitude* approach assumes all the data points  $\tilde{D}_i \in \mathcal{S}^n$ . As noted above, one may map any data point into this form without any loss of information. The authors in [14] display an efficient method to encode the amplitudes of the data, utilizing the method in the Grover-Rudolph [15] approach to load probability distributions. Given the intricate procedure of the technique it will not be discussed in full detail. Moreover, the authors give a detailed description of their algorithm, enabling one to implement this approach from scratch.

Lastly, the IQP encoding approach [16] is discussed. The authors assume  $x \in (0, 2\pi]^n$  and note the approach suggests a quantum advantage. Taking the function  $f$  in Equation 4 and defining the function  $\tilde{f} = 2\pi \cdot f$  that maps  $\tilde{f} : \mathbb{R}^{n-1} \rightarrow (0, 2\pi]^n$  does not lose information since  $f$  is a homeomorphism. Denoting  $Z_i$  as the Pauli  $Z$  gate acting on the  $i^{th}$  qubit the authors define the specific unitary operator

$$U_Z(x) = \exp \left( \sum_{i=1}^n x_i Z_i + \sum_{i=1}^n \sum_{j=1}^n (\pi - x_i)(\pi - x_j) Z_i Z_j \right)$$

for application, while giving the general operator as

$$U_\Phi(x) = \exp \left( \sum_{S \subset \{1,2,\dots,n\}} \Phi_S(x) \prod_{i \in S} Z_i \right). \quad \text{One may}$$

note the coefficients in the quadratic terms are centered around 0 with standard deviation of 1, and the original data may be mapped accordingly into a different form. Denoting  $H$  as the Hadamard gate, the IQP encoding is defined as

$$D_i \rightarrow U_Z(D_i) H^{\otimes n} U_Z(D_i) H^{\otimes n} |0\dots 0\rangle. \quad (5)$$

The authors derived this encoding by considering Ising interactions of the unitary operators in  $U_Z$  and the Hadamard gates adding uniform superpositions.

## VI. EMPIRICAL ANALYSIS

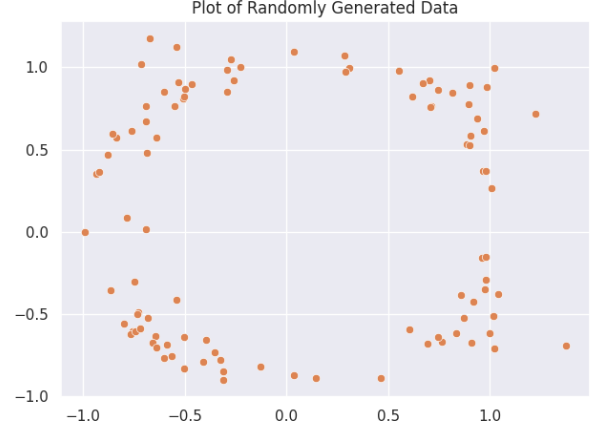


FIG. 3: Scatter plot of the randomly generated two dimensional data analyzed.

To display the potential differences in the different encoding methods, one hundred randomly data points were generated and encoded with the angle method, amplitude method, and the IQP method. The Euclidean distance is applied to the original data and the data encode with each of the three approaches. After the distances are calculated the Betti number for  $b_1$  is derived at different threshold levels. While there are other methods to consider, for simplicity these three methods are considered. Given the stark contrast shown in Figure 5 between all of the data sources, it is believed other encoding methods will have a significant difference between the original data and other respective encoding techniques.

To calculate the Betti number for  $b_1$  the algorithm described in Algorithm 2 is utilized, however, given the size of the Hamiltonian matrices, the eigenvalues are calculated classically and the density of eigenvalues equal to 0 are given.

The data was generated with NumPy [28]. One thousand two dimensional from a uniform distribution in the interval  $[-1, 1]$  was sampled with where each data point is normalized, one thousand two dimensional data points were then generated with a Pareto distribution with  $\alpha = 10$ , and finally these two sets are added together; see Figure 3 for a scatter plot of the data.

The circuits for each of the encoding methods were implemented with Qiskit [29] utilizing a simulator backend. For each pair of data points fed into the circuit in shown in Figure 2 and ran one thousand twenty four times. This calculation only yields the square of the inner product. Since  $|\langle E(D_i) | E(D_i) \rangle| = 1$  for all data records  $D_i$ , to

calculate the Euclidean distance Equation 2 is applied.

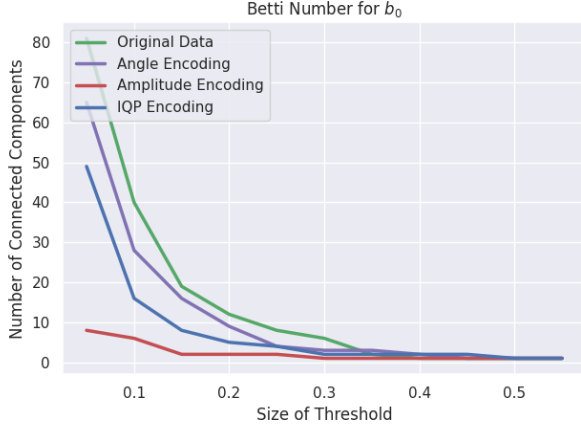


FIG. 4: For the interval of  $[.05, .55]$  with increments of  $.05$ , the Betti number for  $b_0$  is computed for the original data, angle encoded data, amplitude encoded data, and the IQP encoded data.

To examine how the geometry of the original data is altered with each encoding method, as well the difference of the geometry between each encoding methods, the Betti number of  $b_0$  and  $b_1$  are computed with increments of  $.05$ . Figure 4 displays the evolution of  $b_0$ , the number of connected components. Interestingly, there is a consistent difference in each Betti number, where around when  $\epsilon = .5$  there is stability between the original data and the encoding methods. This consistency shows the encoding methods map the original data rigidly into the respective geometry, however, the information is fairly limited.

Figure 5 shows the Betti number density for the original data and the three encoding approaches. The  $\epsilon$ -thresholds start at  $.05$  and go to  $1.2$  at increments of size  $.05$ . Unlike the Betti number for  $b_0$ , there are prominent differences between the original data and all of the encoding approaches. Furthermore, the consistence upward jumps of the encoding methods displays how the noise in the data is further exacerbated. In particular, as the Betti number for the original data decrease there continues to be upward jumps with each encoding method.

The difference in the Betti numbers between the three techniques and original data are a bit surprising as one would expect the structure of the data to be intact since the each data point is mapped to a unitary operator, which keeps the underlying structure. However, since each data point is encoded into a unitary operator, it would be more applicable to compare each of these encoded data points as operators within this Lie group than to consider the output of each operator as a point in a Hilbert space.

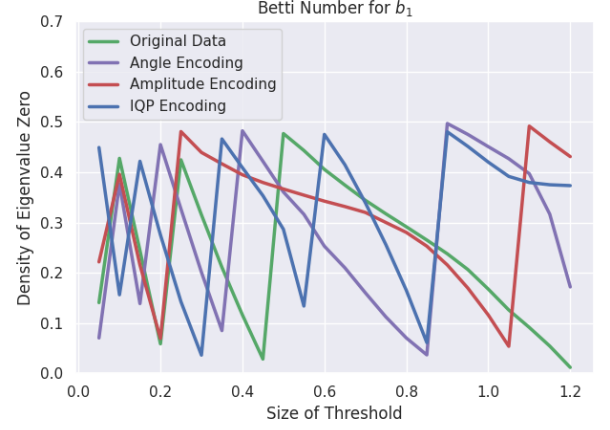


FIG. 5: For the interval of  $[.05, 1.2]$  with increments of  $.05$ , the calculated Betti number of  $b_1$  at each respective threshold with the original data, angle encoded data, amplitude encoded data, and the IQP encoded data.

## VII. DISCUSSION

The technique in this manuscripts displays how to apply qTDA in a hybrid manner, with the quantum advantage in comparing the encoded data points and calculating the eigenvalues of the corresponding Hamiltonian. The results of comparing the three encoding techniques and the data in calculating the Betti number for  $b_0$  and  $b_1$  showed discrepancies in information retention. It is posited that the encoded data must be considered as unitary operators in the Lie group  $SU(2^n)$  and compared within the respective noncommutative geometry. The code used in Section VI is available on request.

## VIII. DISCLAIMER

About Deloitte: Deloitte refers to one or more of Deloitte Touche Tohmatsu Limited (“DTTL”), its global network of member firms, and their related entities (collectively, the “Deloitte organization”). DTTL (also referred to as “Deloitte Global”) and each of its member firms and related entities are legally separate and independent entities, which cannot obligate or bind each other in respect of third parties. DTTL and each DTTL member firm and related entity is liable only for its own acts and omissions, and not those of each other. DTTL does not provide services to clients. Please see [www.deloitte.com/about](http://www.deloitte.com/about) to learn more.

Deloitte is a leading global provider of audit and assurance, consulting, financial advisory, risk advisory, tax and related services. Our global network of member firms and related entities in more than 150 countries and territories (collectively, the “Deloitte organization”) serves four out of five Fortune Global 500® companies. Learn how Deloitte’s approximately 330,000 people make an

impact that matters at [www.deloitte.com](http://www.deloitte.com). This communication contains general information only, and none of Deloitte Touche Tohmatsu Limited (“DTTL”), its global network of member firms or their related entities (collectively, the “Deloitte organization”) is, by means of this communication, rendering professional advice or services. Before making any decision or taking any action that may affect your finances or your business, you should consult a qualified professional adviser. No representations, war-

ranties or undertakings (express or implied) are given as to the accuracy or completeness of the information in this communication, and none of DTTL, its member firms, related entities, employees or agents shall be liable or responsible for any loss or damage whatsoever arising directly or indirectly in connection with any person relying on this communication. Copyright © 2022. For information contact Deloitte Global.

- 
- [1] Seth Lloyd, Silvano Garnerone, and Paolo Zanardi. Quantum algorithms for topological and geometric analysis of data. *Nature communications*, 7(1):1–7, 2016.
  - [2] Casper Gyurik, Chris Cade, and Vedran Dunjko. Towards quantum advantage via topological data analysis. *arXiv preprint arXiv:2005.02607*, 2020.
  - [3] George Siopsis. Quantum topological data analysis with continuous variables. *arXiv preprint arXiv:1804.01558*, 2018.
  - [4] Ryu Hayakawa. Quantum algorithm for persistent betti numbers and topological data analysis. *arXiv preprint arXiv:2111.00433*, 2021.
  - [5] He-Liang Huang, Xi-Lin Wang, Peter P Rohde, Yi-Han Luo, You-Wei Zhao, Chang Liu, Li Li, Nai-Le Liu, Chao-Yang Lu, and Jian-Wei Pan. Demonstration of topological data analysis on a quantum processor. *Optica*, 5(2):193–198, 2018.
  - [6] Seth Lloyd. Quantum algorithm for solving linear systems of equations. In *APS March Meeting Abstracts*, volume 2010, pages D4–002, 2010.
  - [7] Afrad Basheer, A Afham, and Sandeep K Goyal. Quantum  $k$ -nearest neighbors algorithm. *arXiv preprint arXiv:2003.09187*, 2020.
  - [8] Yijie Dang, Nan Jiang, Hao Hu, Zhuoxiao Ji, and Wenjin Zhang. Image classification based on quantum  $k$ -nearest neighbor algorithm. *Quantum Information Processing*, 17(9):1–18, 2018.
  - [9] Patrick Rebentrost, Masoud Mohseni, and Seth Lloyd. Quantum support vector machine for big data classification. *Physical review letters*, 113(13):130503, 2014.
  - [10] Andrea Skolik, Jarrod R McClean, Masoud Mohseni, Patrick van der Smagt, and Martin Leib. Layerwise learning for quantum neural networks. *Quantum Machine Intelligence*, 3(1):1–11, 2021.
  - [11] Maria Schuld and Nathan Killoran. Quantum machine learning in feature hilbert spaces. *Physical review letters*, 122(4):040504, 2019.
  - [12] Pierre-Luc Dallaire-Demers and Nathan Killoran. Quantum generative adversarial networks. *Physical Review A*, 98(1):012324, 2018.
  - [13] Seth Lloyd, Maria Schuld, Aroosa Ijaz, Josh Izaac, and Nathan Killoran. Quantum embeddings for machine learning. *arXiv preprint arXiv:2001.03622*, 2020.
  - [14] Israel F Araujo, Daniel K Park, Francesco Petruccione, and Adenilton J da Silva. A divide-and-conquer algorithm for quantum state preparation. *Scientific reports*, 11(1):1–12, 2021.
  - [15] Lov Grover and Terry Rudolph. Creating superpositions that correspond to efficiently integrable probability distributions. *arXiv preprint quant-ph/0208112*, 2002.
  - [16] Vojtěch Havlíček, Antonio D Córcoles, Kristan Temme, Aram W Harrow, Abhinav Kandala, Jerry M Chow, and Jay M Gambetta. Supervised learning with quantum-enhanced feature spaces. *Nature*, 567(7747):209–212, 2019.
  - [17] Long Hin Li, Dan-Bo Zhang, and ZD Wang. Quantum kernels with gaussian state encoding for machine learning. *Physics Letters A*, 436:128088, 2022.
  - [18] Dave Wecker, Matthew B Hastings, and Matthias Troyer. Progress towards practical quantum variational algorithms. *Physical Review A*, 92(4):042303, 2015.
  - [19] Hsin-Yuan Huang, Michael Broughton, Masoud Mohseni, Ryan Babbush, Sergio Boixo, Hartmut Neven, and Jarrod R McClean. Power of data in quantum machine learning. *Nature communications*, 12(1):1–9, 2021.
  - [20] Maria Schuld, Ryan Sweke, and Johannes Jakob Meyer. Effect of data encoding on the expressive power of variational quantum-machine-learning models. *Physical Review A*, 103(3):032430, 2021.
  - [21] Joel Friedman. Computing betti numbers via combinatorial laplacians. *Algorithmica*, 21(4):331–346, 1998.
  - [22] Robert Ghrist. Barcodes: the persistent topology of data. *Bulletin of the American Mathematical Society*, 45(1):61–75, 2008.
  - [23] Fan RK Chung and Robert P Langlands. A combinatorial laplacian with vertex weights. *Journal of combinatorial theory, Series A*, 75(2):316–327, 1996.
  - [24] Gunnar Carlsson and Mikael Vejdemo-Johansson. *Topological Data Analysis with Applications*. Cambridge University Press, 2021.
  - [25] Yunchao Liu, Srinivasan Arunachalam, and Kristan Temme. A rigorous and robust quantum speed-up in supervised machine learning. *Nature Physics*, 17(9):1013–1017, 2021.
  - [26] Ville Bergholm, Josh Izaac, Maria Schuld, Christian Gogolin, M Sohaib Alam, Shahnawaz Ahmed, Juan Miguel Arrazola, Carsten Blank, Alain Delgado, Soran Jahangiri, et al. PennyLane: Automatic differentiation of hybrid quantum-classical computations. *arXiv preprint arXiv:1811.04968*, 2018.
  - [27] Oscar Higgott, Daochen Wang, and Stephen Brierley. Variational quantum computation of excited states. *Quantum*, 3:156, 2019.
  - [28] Charles R. Harris, K. Jarrod Millman, Stéfan J. van der Walt, Ralf Gommers, Pauli Virtanen, David Cournapeau, Eric Wieser, Julian Taylor, Sebastian Berg, Nathaniel J. Smith, Robert Kern, Matti Picus, Stephan Hoyer, Marten H. van Kerkwijk, Matthew Brett, Al-

Ian Haldane, Jaime Fernández del Río, Mark Wiebe, Pearu Peterson, Pierre Gérard-Marchant, Kevin Sheppard, Tyler Reddy, Warren Weckesser, Hameer Abbasi, Christoph Gohlke, and Travis E. Oliphant. Array programming with NumPy. *Nature*, 585(7825):357–362, September 2020.

[29] Gadi Aleksandrowicz, Thomas Alexander, Panagiotis Barkoutsos, Luciano Bello, Yael Ben-Haim, David Bucher, F Jose Cabrera-Hernández, Jorge Carballo-Franquis, Adrian Chen, Chun-Fu Chen, et al. Qiskit: An open-source framework for quantum computing. *Accessed on: Mar, 16, 2019*.