

Accretion disks, quasars and cosmology: meandering towards understanding

Bożena Czerny^{1*}, Shulei Cao², Vikram Kumar
Jaiswal¹, Vladimír Karas³, Narayan Khadka⁴, Mary Loli
Martínez-Aldama⁵, Mohammad Hassan
Naddaf¹, Swayamtrupta Panda⁶, Francisco Pozo Nuñez⁷, Raj
Prince¹, Bharat Ratra², Marzena Sniegowska^{8,1}, Zhefu Yu⁹
and Michal Zajaček¹⁰

^{1*}Center for Theoretical Physics, Polish Academy of Sciences, Al.
Lotników 32/46, Warsaw, 02-668, Poland.

²Department of Physics, Kansas State University, 116 Cardwell
Hall, Manhattan, KS 66506, USA.

³Astronomical Institute, Czech Academy of Sciences,
Boční II 1401, Prague, CZ-14100, Czech Republic.

⁴Department of Physics, Bellarmine University, 2001 Newburg
Rd, Louisville, KY 40205, USA.

⁵Departamento de Astronomía, Universidad de Chile, Camino del
Observatorio 1515, Santiago, Casilla 36-D Correo Central, Chile.

⁶Laboratório Nacional de Astrofísica, MCTI, R. dos Estados
Unidos 154, Itajubá, 37504-364, Brazil.

⁷Astroinformatics, Heidelberg Institute for Theoretical Studies,
Schloss-Wolfsbrunnenweg 35, Heidelberg, 69118, Germany.

⁸Copernicus Astronomical Center, Polish Academy of Sciences,
Bartycka 18, Warsaw, 00-716, Poland.

⁹Department of Astronomy, Ohio State University, Ohio 43210,
Columbus, Ohio 43210, Ohio, USA.

¹⁰Department of Theoretical Physics and Astrophysics, Faculty of
Science, Masaryk University, Kotlářská 2, Brno, 611 37, Czech
Republic.

*Corresponding author(s). E-mail(s): bcz@cft.edu.pl;

Contributing authors: shulei@phys.ksu.edu; vkj005@gmail.com;
vladimir.karas@asu.cas.cz; nkhadka@phys.ksu.edu;
mmartinez@das.uchile.cl; naddaf@cft.edu.pl; spanda@lna.br;
francisco.pozonunez@h-its.org; raj@cft.edu.pl;
ratra@phys.ksu.edu; marzena.sniegowska@gmail.com;
yu.2231@buckeyemail.osu.edu; zajacek@mail.muni.cz;

Abstract

As Setti and Woltjer noted back in 1973, one can use quasars to construct the Hubble diagram; however, the actual application of the idea was not that straightforward. It took years to implement the proposition successfully. Most ways to employ quasars for cosmology now require an advanced understanding of their structure, step by step. We briefly review this progress, with unavoidable personal biases, and concentrate on bright unobscured sources. We will mention the problem of the gas flow character close to the innermost stable circular orbit near the black hole, as discussed five decades ago. This problem later led to the development of the slim disk scenario and is recently revived in the context of Magnetically Arrested Disks (MAD) and Standard and Normal Evolution (SANE) models. We also discuss the hot or warm corona issue, which is still under debate and complicates the analysis of X-ray reflection. We present the scenario of the formation of the low ionization part of the Broad Line Region as a failed wind powered by radiation pressure acting on dust (Failed Radiatively Driven Dusty Outflow – FRADO). Next, we examine the cosmological constraints currently achievable with quasars, primarily concentrating on light echo methods (continuum time delays and spectral-line time delays to the continuum) that are (or should be) incorporating the progress mentioned above. Finally, we briefly discuss prospects in this lively subject area.

Keywords: Black holes, Galaxies, Accretion disks, Active galactic nuclei

1 Introduction

The purpose of this article is to describe many steps in our understanding of how Active Galaxies operate, to finally open up the possibility to use them as exploratory tools in cosmology.

This discussion is timely as one recognizes specific cracks reported in the current picture of the Universe as represented by the standard Λ CDM model. The most spectacular of these cracks is the tension in the Hubble constant. Especially between the values derived from some local measurements of the Universe expansion (of the order of $74 \text{ km s}^{-1} \text{ Mpc}^{-1}$, see e.g. [Wong et al 2020](#) and [Riess et al 2022](#)), and the value expected from the analysis of the Cosmic Microwave Background (CMB) in the standard Λ CDM model, 67.4 ± 0.5

km s⁻¹ Mpc⁻¹ (Planck Collaboration et al, 2020). Other tensions have also been revealed (for the most recent review, see Abdalla et al, 2022). On the other hand, some local measurements indicate much less tension, if any, when compared with the CMB measurements (e.g. Freedman, 2021). Therefore, systematic errors in the measurements could be an issue. In these circumstances, having more independent methods can help to firmly establish whether the tensions are genuine and whether we need new physics to explain the evolution of the Universe. These efforts would take us beyond the standard Λ CDM model.

Active Galactic Nuclei (AGN) are very complex systems; nevertheless, enormous progress has transpired in studying their nature since the early discovery days of the 1960s (Schmidt, 1963; Salpeter, 1964; Lynden-Bell, 1969). It is now well established that a typical AGN contains a supermassive black hole, which has been imaged, now for the two nearest sources – M87 and Sgr A* – with the Event Horizon Telescope (Event Horizon Telescope Collaboration et al, 2019, 2022). The intense radiation of AGN is powered by the accretion process. In bright AGN, the central black hole is surrounded by an optically thick, geometrically thin, and relatively cold accretion disk. Whereas in faint AGN, such as Sgr A* or M87, the accretion flow is in the form of optically thin and much hotter plasma (see Netzer, 2015; Karas et al, 2021, for recent reviews). The observed level of activity depends predominantly on the black hole mass, the accretion rate, and the viewing angle towards the nucleus as the AGN system possesses overall axial symmetry (but not spherical symmetry due to the presence of the disk), the collimated jet outflow perpendicular to the disk, and the circumnuclear dusty or molecular torus in the disk plane. These components are presumed to be present in highly accreting systems.

Nowadays, broadband spectra of AGN cover all energy bands, from radio through the IR, optical, up to X-rays, and frequently to the gamma-ray band. Spectra are complex and full of atomic features - emission lines and absorption lines, atomic continua, and pseudocontinua. In addition, AGN are strongly variable in all wavelength bands. The cores of AGN are small and observationally unresolved, apart from extended radio and IR emission. But the variability and rich spectral features give us insight into the core structure using light echo studies done in the optical, X-ray, and IR (see Cackett et al, 2021, for the most recent review). AGN can be employed for cosmological distance measurements in many independent ways, but most methods rely on some assumptions about their structure.

2 Inner boundary condition of the accretion disk surrounding a black hole

The crucial step forward in studies of the accretion process onto a black hole happened with Shakura and Sunyaev (1973), who found a simple and elegant way to parameterize the viscosity acting in a cold accretion disk. The original formulation of the model used the Newtonian description of the gravitational

field of a black hole. However, at that time, the trajectories of the orbits in the Schwarzschild metric (non-rotating black hole) and in the equatorial plane of the Kerr metric (rotating black holes) were already known (Bardeen et al, 1972) and the pivotal role of - the innermost stable circular orbit (ISCO), was recognized. The existence of the ISCO is a characteristic property of general relativity (GR) that is absent in the Newtonian theory of gravity. Shakura & Sunyaev imposed ISCO position as the innermost radius of the disk where the viscous torque can be assumed to vanish. The flow description close to the ISCO and below it, is not incorporated in the Shakura and Sunyaev (1973) model.

This limitation started a discussion about what is actually happening in the inner region and how the flow proceeds towards the black hole horizon (e.g. Fishbone and Moncrief, 1976; Paczynski and Bisnovatyi-Kogan, 1981; Loska, 1982), and the problem of the transition between the Keplerian disk above the ISCO and the flow through the ISCO towards the black hole horizon was solved in full by Muchotrzeb and Paczynski (1982) (note that Muchotrzeb is the maiden name of the first author of this paper). This solution required the introduction of key terms into the dynamical and energy equations: (i) the description of the gravitational field in the pseudo-Newtonian approximation (which predicts the existence of an ISCO like in the Schwarzschild metric); (ii) the radial pressure gradient that allows for the deviation from Keplerian flow when pressure suddenly drops; and (iii) the advection term. This formalism finally revealed the nature of the accretion flow: the outer disk is roughly Keplerian, as in Shakura and Sunyaev (1973), with a relatively slow radial velocity; close to the ISCO the inflow accelerates. Soon after crossing the ISCO the flow changes from subsonic to supersonic, and the angular momentum becomes roughly constant, so not much dissipation occurs below the ISCO. The solution showed that the model of Shakura and Sunyaev (1973) describes the cold disk flow well, and the departure in the dissipation profile is not very large up to the accretion rate corresponding to the Eddington luminosity.

The conclusion that the viscous torque is close to zero at ISCO in the case of thin disks was generally accepted, even if the paper was based on the viscosity parametrization introduced by Shakura and Sunyaev (1973), and, since 1991, it is well established that the accretion disk viscosity is, in fact, caused by the magnetorotational instability (Balbus and Hawley, 1991). However, there may be exceptions from this general statement (see Stoeger, 1976, and subsequent references). First, it was noticed that too large a value of the viscosity parameter leads to transonic flow well above the ISCO. Hence, all numerical solutions are ambiguous after crossing the sonic radius since the topology of the solution changes (Muchotrzeb, 1983; Matsumoto et al, 1984; Muchotrzeb-Czerny, 1986). Also, Afshordi and Paczyński (2003) acknowledge that if a strong magnetic field is present, the flow conditions at the ISCO can vary.

Standard cold accretion disks are not the only form of the flow onto black holes. At high accretion rates, a slim disk develops, which will be discussed in the next section. While at lower accretion rates, a hot, geometrically thick and

optically thin flow develops (Ichimaru, 1977; Narayan and Yi, 1994). There, a strong magnetic field can be present, so two branches of solutions must be considered: Magnetically Arrested Disks (MADs), where the strong magnetic field modulates or stops the flow (Narayan et al, 2003), and the Standard And Normal Evolution (SANE) solutions, where the torque close to the ISCO remains small.

3 Stability of the radiation-pressure dominated accretion disk

Soon after the introduction of such an elegant, simple, and practical accretion disk model by Shakura and Sunyaev (1973), somewhat paradoxically, it was shown that those disks are thermally (Pringle et al, 1973) and viscously (Lightman and Eardley, 1974) unstable. These instabilities happens when radiation pressure dominates over gas pressure (see also Shakura and Sunyaev 1976 for a combined study of these two instabilities). This scenario is not only expected at high accretion rates in the case of binary black holes but even at moderate accretion rates in AGN. It had a lasting effect on the use of the standard accretion disk in AGN theory since many researchers considered that the instability must lead to disk destruction. On the other hand, broad-band spectra of bright AGN clearly showed the presence of the Big Blue Bump that dominates in the optical/UV band, which was fitted using a standard disk, eventually with some modifications (e.g. Malkan, 1983; Czerny and Elvis, 1987). More recent broad-band spectra are of such high quality and allow for a determination of all disk parameters, including the spin of the black hole, which affects the exact position of the ISCO (e.g. Czerny et al, 2011; Capellupo et al, 2015). The issue of disk stability is still not resolved. But significant steps have been made in this direction.

3.1 Slim disk theory

Introduction of all terms necessary to describe the accretion disk close to the ISCO (Muchotrzeb and Paczynski, 1982) led in a straightforward way to an important insight into the disk stability although this took a few more years to realize. Abramowicz et al (1988) showed that when the accretion rate exceeds the critical rate (corresponding to the Eddington luminosity for spherical accretion) the advection term becomes important. And an increasing fraction of energy dissipated in the disk is carried inward under the black hole horizon instead of being reemitted locally by the disk. The accretion disk is geometrically thicker than the standard disk, although not very thick (hence the name *slim disk*). The emitted total radiation flux saturates with the ever-increasing accretion rate, and the cooling mechanism stabilizes the disk; a new advection-dominated solution branch emerges. First models assumed the pseudo-Newtonian potential, but later 1+1-D models in the full GR formalism, were also constructed (Sądowski et al, 2011). These newer models included: (i)

a proper radial structure in the equatorial plane; and (ii) the whole complexity of the disk's vertical structure earlier calculated in Newtonian models.¹

The introduction of the slim disk concept encouraged the use of accretion disk models in AGN studies since the fate of the disk under immense radiation pressure was clear. At a given radius, the disk was stable when the gas dominated - at higher accretion rates, it was unstable, but at still higher accretion rates, it became stable again, with the three solution branches covering the whole parameter range. Since the transition between the branches depends on the radius, local stability or instability does not imply a global behaviour, but they provide a direct model prediction. If the accretion rate is so low that radiation pressure is never important the disk is globally stable. On the other hand, if the accretion rate is higher, the disk model shows the clear time dependence of a limit-cycle character, with the disk structure oscillating between the lower, colder gas-dominated branch and the upper, hotter advection-dominated branch. Such models assuming either a standard viscosity law as in [Shakura and Sunyaev \(1973\)](#) or simple modifications of this law were studied by several groups (e.g. [Szuszkiewicz and Miller, 1998](#); [Honma et al, 1991](#); [Janiuk et al, 2002](#); [Grzędzielski et al, 2017](#)).

3.2 Models of the limit cycle and the comparison to the observational data

The introduction of the slim disk concept showed that the worst that can happen to an unstable disk is an onset of limit-cycle behavior. However, the parametrization introduced by [Shakura and Sunyaev \(1973\)](#) was just a simple scaling idea. Here, the radiation pressure instability strongly depends on the form of adopted scaling (for example, scaling of the viscous torque with only the magnetic pressure in equipartition with gas switches off the instability independently of the level of radiation, [Sakimoto and Coroniti 1981](#)). The best test of how the effective scaling of the viscous torque works in various objects is to test the models against observational data and to compare the stability parameter range, the outburst amplitudes, and the timescales. In the case of Galactic black hole binaries, tests are relatively simple since the timescale of the predicted limit cycle is very short (tens to a few thousands of seconds). Moreover, the models based on the radiation pressure instability well describe the heartbeat states in this case (e.g. [Janiuk et al, 2000, 2002, 2015](#); [Rawat et al, 2022](#)). When we go to larger black hole masses, the model offers an interesting possibility of explaining the 400-day period in one source (HLX-1), which most likely contains an intermediate-mass black hole (e.g. [Sun et al, 2016](#); [Wu et al, 2016](#)). The application of this variability mechanism to AGN is based primarily on statistical studies (e.g. [Czerny et al, 2009](#)), or radio images (e.g. [Schawinski et al, 2015](#)), as the expected timescale of the process was hundreds to thousands of years. The general pattern across the entire black hole mass range is well-illustrated by [Wu et al \(2016\)](#).

¹e.g. [Różańska et al 1999](#) that already included complex opacity tables including molecules and dust grains, vertical convection with elements of the mixing-length theory, etc.

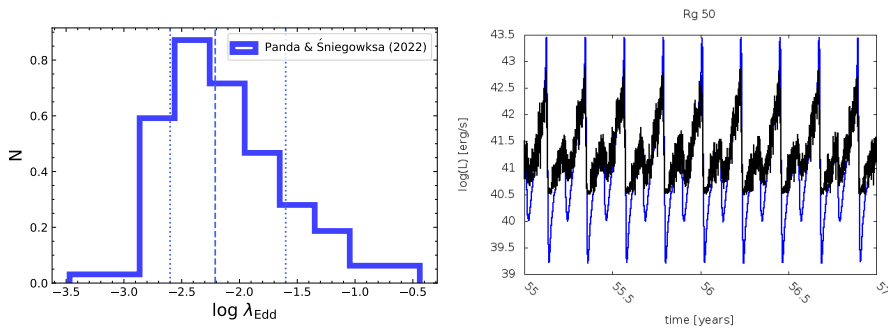


Fig. 1 Left panel: The distribution of the Eddington ratio in a sample of Changing-Look AGN listed by [Panda and Sniegowska \(2022\)](#), with the median value of $\log L/L_{\text{Edd}} = -2.21$; other lines mark one-sigma error. Right panel: an exemplary model of the lightcurve from the accretion disk (blue line) and corona (black line) as inferred from GLADIS code computations for the case of black-hole mass $10^8 M_{\odot}$ and a small outer radius $50R_g$. In this case, the characteristic timescale of the limit cycle caused by radiation pressure instability is short, of order of a month. The lightcurve is very complex.

Recently, there were several observations suggesting sudden changes in the innermost structure of some galactic nuclei, in the form of the appearance or the disappearance of broad emission lines (e.g. [López-Navas et al, 2022](#); [Green et al, 2022](#)), a sudden change of X-ray properties ([Matt et al, 2003](#)), or the appearance of radio activity (e.g. [Nyland et al, 2020](#)). The term “Changing Look AGN” was introduced ([Matt et al, 2003](#)) although it is unclear if a single mechanism is responsible for all these changes. These phenomenon may be partly caused by temporary obscuration ([Goodrich, 1989](#)) although recent studies seem to imply intrinsic variations in the sources (e.g. [Sheng et al, 2017](#)) on the basis of IR observations. Another possibility is to have a tidal disruption of a star close to the supermassive black hole ([Zhang, 2021](#)). In some other sources, however, the phenomenon appears to be semi-regular on the timescales of a few years where the typical value of the Eddington ratio in these sources is of the order of 1 % of the Eddington limit (see Figure 1, left panel, and [Panda and Sniegowska, 2022](#), for the most recent compilation). Multiple outbursts on a yearly timescale may be related to the relatively narrow radiation pressure instability zone ([Sniegowska et al, 2020](#)), although more recent computations with the GLADIS code ([Janiuk, 2020](#)) indicate that in order to have such short timescales it is necessary to additionally reduce the outer radius of the disk to prevent the instability zone from spreading (see Figure 1, right panel, for an example).

This could be the case if the disk was actually formed by (i) a tidal disruption event or (ii) if a secondary relatively massive black hole is present in the equatorial plane of the disk that could open a gap in the disk ([Sniegowska et al 2022](#), also [Štolc et al. 2023, submitted](#)). The most extreme case of the semi-periodic activity of AGN are the Quasi-Periodic Eruptions (QPEs) observed in a growing number of sources (e.g. [Miniutti et al, 2019](#); [Chakraborty et al, 2021](#); ?). Modeling them with radiation pressure instability requires extreme

parameters (Śniegowska et al, 2022), so a TDE of a very compact star like a white dwarf is a very attractive alternative (Miniutti et al, 2022). In principle, a recurrent star-disk or a compact remnant-disk interaction can also address some of the QPE properties. In addition, 2D and 3D GRMHD models imply the quasi-regular phenomena associated with nuclear outflows and jets (Suková et al, 2021).

3.3 Numerical MHD simulations and the soft X-ray corona

An alternative way to establish if the radiation pressure instability develops in accretion disks and leads to the outbursts is to model the time-dependent behavior of the disk numerically. This can be achieved through magneto-hydrodynamic (MHD) simulations which account for the viscous torque acting in the disk without referring to *ad hoc* viscosity prescriptions. However, such simulations are very complex and computationally demanding. Computations performed in a shearing-box approximation did not show the instability (Turner, 2004), and first global computations confirmed that conclusion (Hirose et al, 2009). In contrast, later simulations with a denser grid exhibited the presence of instability (Jiang et al, 2013): the effect is sensitive to the details of the simulations, including the cooling description (and opacity), the initial magnetic field, the grid, and the duration of the computations. Most recent calculations suggest large variations in the predominantly thermal timescales (Jiang and Blaes, 2020).

The radiation pressure instability may actually be damped when the magnetic field is substantial. There is research that suggests that instead of entering the limit cycle, the disk becomes strongly vertically stratified, with an inner, cold disk and an outer warm, optically thick and magnetically dominated corona (e.g. Czerny et al, 2003; Kubota and Done, 2018; Róžańska et al, 2015). This model is an attractive explanation of the presence of the soft X-ray excess in most bright AGN (see e.g., Petrucci et al, 2020, and references therein). Thus, the issue of the radiation pressure instability in accretion disks is yet, in completeness, to be solved.

4 Broad Line Region

Unobscured high-luminosity AGN show strong and broad Balmer lines (Schmidt, 1963). Such emission lines are absent, or lines are double-peaked in Low Luminosity AGN where the inner part of the flow is in the form of hot advection-dominated accretion flow (ADAF; see e.g. Li et al, 2016, and references therein). These broad emission features come from clouds orbiting the black hole at a few hundred gravitational radii.² In addition, this region has extended structure and is stratified, as inferred from light echo studies that

²where the gravitational radius $R_g = GM/c^2$, and G is the gravitational constant, M is the black hole mass, and c is the speed of light

indicate a range of time delays between the continuum and the various emission lines in a given object (Wandel et al, 1999). The fact that broad lines also exist when a colder disk is present strongly suggests a link between cloud formation and the standard disk itself (e.g. Czerny et al, 2004).

The broad lines are, phenomenologically, divided into two populations: High Ionization Lines (HIL) coming from hotter lower-density clouds and Low Ionization Lines (LIL) originating from cooler and denser mediums. Measured time delays are shorter for HIL like He II and C IV, and longer for LIL represented by Balmer lines and Mg II emission (Peterson and Wandel, 1999; Panda et al, 2019; ?; Zajaček et al, 2021; ?).

An attractive way of explaining the origin of the irradiated material was proposed by Murray et al (1995) who, developed a model of the line-driven wind from accretion disks. This model is a very efficient driving mechanism and a natural source of HIL. Later numerical studies supported the wind launching mechanism (Proga et al, 2000), and recent, more advanced simulations address the issue of cloud formation due to thermal instability in such a wind (Waters et al, 2022).

In stars, the line-driven wind is not the only mechanism, and most massive winds come from stars with dusty envelopes like AGB stars. Therefore Czerny and Hryniewicz (2011) proposed a dust-driven wind as a source of material for LIL in AGN. The effective temperature of the accretion disk decreases with the radius, and at some distance, it drops below the dust sublimation temperature, which is of order 1000 K. This is not yet the region that is traditionally identified with the dusty torus since the AGN disk is not strongly irradiated due to its flat geometry (Loska et al, 2004). The dusty torus distance is estimated for efficient irradiation by the central regions. However, in the Czerny and Hryniewicz (2011) model, when the material is lifted high above the disk, it becomes irradiated, dust evaporates, and falls ballistically back towards the disk, thus forming the FRADO - Failed Radiatively Accelerated Dusty Outflow. We show the sketch of the model in Figure 2, left panel. The onset of the dusty wind is uniquely determined by the sublimation temperature. This distance from the black hole does not depend solely on the black hole mass and accretion rate, but on a combination of these two parameters set by the absolute monochromatic luminosity. This is one of the great advantages of this model.

Numerical 2.5-D computations of cloud motion under dust radiation pressure show that the cloud motion is complex and depends strongly on parameters like the black hole mass, the accretion rate, the viewing angle towards the nucleus, and the metallicity of the material (Naddaf et al, 2021; Müller et al, 2022; Naddaf and Czerny, 2022). At low accretion rates, the wind has the character of a failed wind, with a relatively small vertical velocity component on top of the azimuthal motion. But, at high accretion rates and/or high metallicities at some range of radii, an escaping wind forms with a vertical velocity comparable to the azimuthal component (see Figure 2, right panel). Such an escaping wind forms a structure similar to the one proposed by Elvis

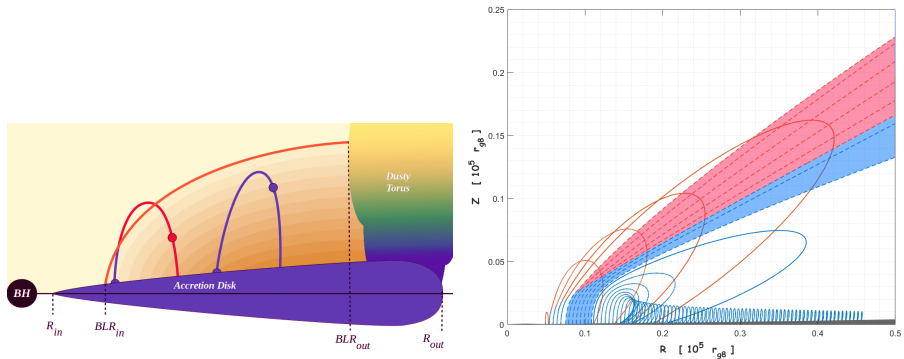


Fig. 2 Left panel: The sketch of the FRADO model of the dynamics in the BLR. Dusty clouds are lifted and then fall back onto the disk due to the increase in the gravitational vertical component with height or, in addition, due to dust evaporation and the loss of radiation-pressure support. The blue line marks the trajectory of a dusty cloud, whereas the red line represents a dustless cloud in a ballistic motion. Right panel: Actual cloud trajectories for a black hole mass of $10^8 M_{\odot}$, Eddington ratio of 1, and metallicity equal to 5 times the Solar value. A narrow stream of escaping clouds forms, with the red-shaded part denoting a dustless stream, while the blue-shaded part is dusty, and the failed wind develops in the outer part. All clouds are initially in Keplerian motion, and later on, angular momentum is preserved during the 3-D orbital motion.

(2000). A similar geometrical structure was also recently put forward by Höning (2019) for the IR and sub-mm band, although this structure is located at a larger distance from the black hole by a factor of 10–100 as compared to the region implied by the FRADO.

The stability of the BLR clouds within the FRADO model was recently investigated by Müller et al (2022) (see their Appendix), who also pointed to the potential prolongation of the clouds due to tidal forces acting on an orbital timescale. Despite the fast development of Kelvin-Helmholtz instability, cloud ablation, evaporation, and tidal stretching within one orbital timescale, thermal instability acting on the two-phase hot-cold medium (Krolik et al, 1981) is expected to lead to the condensation of the hot phase onto the colder cloud core. This way, the cloud is pressure-confined by the surrounding hot medium and can survive for a sufficiently long time so that it eventually collides with the disk as it falls back.

It remains to be seen if the HIL, LIL, and torus outflows form separated nested structures. This scenario could be tested further by light echo studies and computational models which combine line driving and dust driving mechanisms. Launching an outflow at such large distances as required by the Höning (2019) model will additionally require modification of the structure of the outer disk, which is possibly related to gravitational instability (see e.g. Thompson et al, 2005; Czerny et al, 2016).

5 Cosmology with quasars

A general idea that quasars should be suitable for cosmology to test the properties of the Universe was already published in 1973 by Setti & Woltjer in their paper titled *Hubble Diagram for Quasars* (Setti and Woltjer, 1973). However, at that time, it was far too early for an actual practical use of the proposed method, based on just plotting V -magnitude of radio-loud quasars against redshift z . With progress in the understanding of AGN structure, and numerous observations of a different character, several methods were proposed to use quasars for distance measurements and tracing the Universe expansion. Most of these methods are discussed in the review by Czerny et al (2018). In this review, we will concentrate on the methods based on light-echo studies. These methods can be divided into two main groups: (i) accretion disk continuum delay mapping, and (ii) broad emission line time delays with respect to the continuum.

At present, the second method is more advanced, although it was proposed only in 2011 (Watson et al, 2011; Haas et al, 2011). In this method, one uses the general linear parametrization between the radius of the BLR and the monochromatic absolute luminosity. This radius - luminosity relation has two free parameters - the proportionality constant and the intercept. Such correlations are established for a few strong emission lines. Two examples of such trends, for Mg II and C IV sources, are shown in Figure 3, together with the best linear fit. In principle, models like FRADO (discussed in Section 4) allow us to avoid this parametrization. Although the region is extended, and not easily replaced with the effective radius, making the parametric approach safer. Cosmological constraints derived based on Mg II and C IV emission lines are basically consistent (so far) with the standard Λ CDM model and do not imply any tension (Zajaček et al, 2021; Khadka et al, 2021; Cao et al, 2022). The Fe II strength has been shown in previous studies to reproduce the accretion rate effect - the shorter-than-expected lags at higher luminosities is proportional to the accretion rate (??). But, taking into account the additional dependence of the time delay on the Fe II strength does not improve the cosmological constraints (Khadka et al, 2022b).

The use of the $H\beta$ line for this purpose is also possible in principle but faces more problems - either related to the fact that time-delay measurements are collected from various groups using different time-delay techniques or due to the strong dependence of the delay on the source accretion rate (e.g. Martínez-Aldama et al, 2019; Khadka et al, 2021). The location on the Hubble diagram of all the quasars studied by us is shown in Figure 4. We can see that the scatter seems larger for the $H\beta$ subsample. The number of AGN with available time-delay measurements is of order a 100, and this can also contribute to relatively weak constraints provided so far by quasars in the context of this method.

These radius-luminosity relations, for various emission lines, can also be combined with other independent local tracers of the Universe expansion. For example, the Hubble constant determined from chronometric measurements of the Universe expansion, baryon acoustic oscillation data, lower-redshift Type

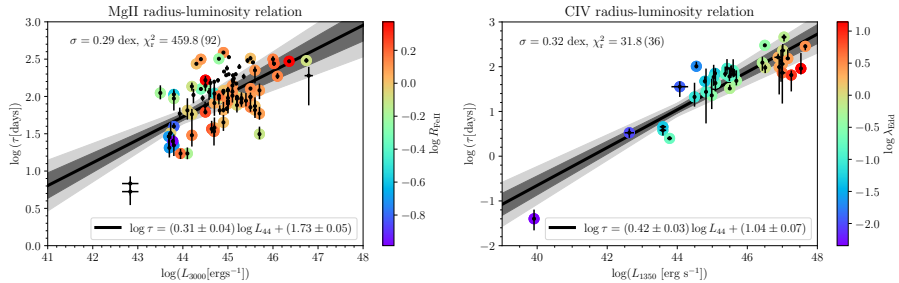


Fig. 3 The radius-luminosity relation for the Mg II (left panel, 94 sources, see [Khadka et al 2021](#) and [Yu et al 2022](#)) and C IV (right panel, 38 sources, see [Kaspi et al 2021](#) and [Cao et al 2022](#)) samples in the spatially flat Λ CDM model ($H_0 = 70 \text{ km s}^{-1} \text{ Mpc}^{-1}$, $\Omega_{m0} = 0.3$). For the Mg II radius-luminosity relation, the sources are color-coded by the relative Fe II strength ($\log R_{\text{FeII}}$), i.e. for those which the measurement is available (66 sources). For the C IV radius-luminosity relation, sources are colour-coded according to the estimated Eddington ratio ($\log \lambda_{\text{Edd}}$). The shaded grey areas around the best fit lines stand for 1σ and 2σ confidence intervals. The best-fit radius-luminosity relation parameters, the vertical RMS scatter and the reduced χ^2 are given in each panel.

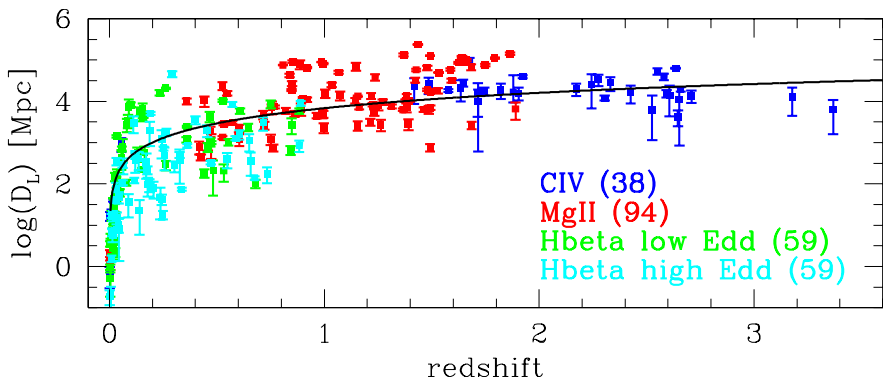


Fig. 4 The location of quasars studied by [Khadka et al \(2021\)](#), [Cao et al \(2022\)](#) and [Khadka et al \(2022a\)](#) on the Hubble diagram, with H β sources divided into high and low Eddington ratio subsamples. Numbers in parentheses show the number of measurements. The black line shows the flat Λ CDM cosmological model favored by the common fit of AGN (Mg II, C IV), chronometry and baryon acoustic oscillations ([Cao et al, 2022](#)), with cosmological parameter values $H_0 = 68.86 \text{ km s}^{-1} \text{ Mpc}^{-1}$ and $\Omega_m = 0.295$.

Ia supernovae, Mg II reverberation-measured quasars, quasar angular sizes, H II starburst galaxies, and Amati-correlated gamma-ray burst data, gives the value of $69.7 \pm 1.2 \text{ km s}^{-1} \text{ Mpc}^{-1}$. This value is consistent with the Planck CMB data value ([Cao and Ratra, 2022](#)).

The first light-echo-based method was proposed back in 1999 ([Collier et al, 1999](#)), but the applications towards Cosmology were not successful since the derived Hubble constant was far too low ([Cackett et al, 2007](#)). This is generally known as the ‘too large disk size issue’, identified independently through light echo and microlensing studies. Recent dense monitorings of a number of sources are beginning to indicate that the problem might be related to the additional

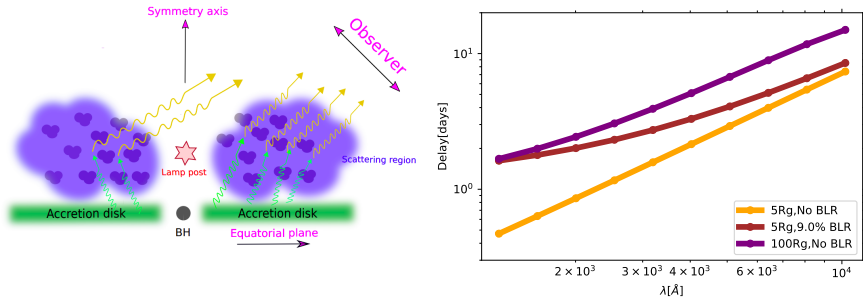


Fig. 5 Left panel: Schematic picture of disk illumination by the corona and the subsequent scattering of disk photons in the inter-cloud medium. Right panel: The simulated time delay for a lamp-post model, with the source located at a distance of $5 R_g$ or $100 R_g$ with no BLR scattering, and with the effect of scattering of 30% of photons by the BLR included. The shape of the delay curve is clearly different. Other model parameters considered in calculations are black hole mass of $10^8 M_\odot$, Eddington ratio of 1, inclination angle of 30 degrees, and the luminosity of the corona is $3.78 \times 10^{46} \text{ erg s}^{-1}$. The BLR response shape is a half Gaussian function with peak at 5 days and a width of 10 days.

reprocessing of the disk photons by the surrounding plasma, including the BLR itself that contaminates the signal by scattering (see Figure 5, left panel), absorption, and subsequent re-emission of the photons in the form of broad emission lines as well as Balmer continuum (Chelouche et al, 2019; Netzer, 2022). The estimated time delay also depends on the position of the irradiating source, the accretion disk albedo and the color correction to the disk effective temperature (Kammoun et al, 2021).

One way to distinguish between the effect of the position of the irradiating source and the contamination by the scattering medium (see Figure 5) is discussed in Jaiswal et al (2022). However, in some sources, the effect may also be related to an incorrect estimate of the black hole mass (Poza Nuñez et al, 2014, 2019).

6 Future prospects

The amount of observational data will continue to increase in coming years. Several large, ground-based optical surveys are now in operation (e.g. Zwicky Transient Facility, ZTF, Bellm et al 2019), and others will start operating in the near future (e.g. Vera Rubin Observatory and its Legacy Survey of Space and Time – LSST, Ivezić et al 2019; Panda et al 2019; Kovacevic et al 2022). Some of these surveys have the general character of all-sky surveys, while some are focused on searching for transient sources or even specifically on reverberation mapping of AGN (e.g. Sloan Digital Sky Survey Reverberation Mapping – SDSS-RM, Homayouni et al 2020). These surveys will increase the number of known AGN by ten times and the number of measured time delays by a factor of a hundred or more. Therefore, statistical errors in all measurements will decrease, which is particularly important for cosmology and the tension issue.

However, **accuracy** and **precision** do not have the same meaning, and the issue of possible systematic effects will become increasingly important.

Therefore, massive studies through extensive surveys are necessary, but there is also room for dedicated campaigns on selected sources, particularly for reverberation mapping of AGN. Valuable campaigns are underway using dense and multi-band monitoring as they shed light on the complexity of radiation reprocessing in AGN (e.g. [Edelson et al, 2015, 2019](#); [Kriss et al, 2019](#); [Vincentelli et al, 2022](#)), and similar studies are expected in the future, e.g. by using smaller UV telescopes ([Werner et al, 2022](#)). Also, in massive surveys, extreme sources – very faint or very bright – are under-represented, and play a crucial role in determining trends like radius-luminosity relations. Nearby, faint sources require very dense monitoring, while bright distant quasars require long monitoring of several years to measure the delay of the broad emission lines (e.g. [Lira et al, 2018](#); [Czerny et al, 2019](#); [Zajaček et al, 2020, 2021](#); ?). The time delay for the continuum has not been measured so far for distant quasars and can be done best with dedicated telescopes. Such dedicated, source-oriented monitoring combined with extensive simulations can also provide correction factors for massive surveys. We plan to carry out such monitoring effort at the Observatory Cerro Armazones (OCA) as a part of the program planned in our ERC project.

Acknowledgments. This project has received funding from the European Research Council (ERC) under the European Union’s Horizon 2020 research and innovation program (grant agreement No. [951549]). The project was partially supported by the Polish Funding Agency National Science Centre, project 2017/26/A/ST9/00756 (MAESTRO 9), and MNiSW grant DIR/WK/2018/12. MLM-A acknowledges financial support from Millennium Nucleus NCN19_058 (TITANs). VK acknowledges the Czech Science Foundation project No. 21-06825X “Accreting black holes in the new era of X-ray polarimetry missions”. SP acknowledges financial support from the Conselho Nacional de Desenvolvimento Científico e Tecnológico (CNPq) Fellowship (164753/2020-6). F. Pozo Nuñez gratefully acknowledges the generous and invaluable support of the Klaus Tschira Foundation. MZ acknowledges the financial support of the GAČR EXPRO grant No. 21-13491X “Exploring the Hot Universe and Understanding Cosmic Feedback”. SC, NK, and BR acknowledge US DOE grant DE-SC0011840. ZY is supported by Chandra grant GO9-20084X. NK would like to acknowledge Dr. Richard Jelsma (a Bellarmine University donor). The authors also acknowledge the Czech-Polish mobility program (MŠMT 8J20PL037 and NAWA PPN/BCZ/2019/1/00069) and the OPUS-LAP/GAČR-LA bilateral project (UMO-2021/43/I/ST9/01352 and GF22-04053L).

Declarations

- Funding

The funding details are listed in Acknowledgement section.

- Conflict of interest/Competing interests
The authors declare they have no financial interests.
- Ethics approval
Not applicable
- Consent to participate
All authors contributed to the work and approved sending the paper for publication.
- Consent for publication
All authors agree for the work to be published in *Astrophysics and Space Science*.
- Availability of data and materials
Data can be available upon request.
- Code availability
Codes which were made public (GLADIS) are provided with the reference and a link for downloads via *Astrophysics Source Code Library*.
- Authors' contributions
All authors contributed to the study conception and design. B.C. was the leading author in writing the text. S.C. and Z.Y. provided the data and helped with Fig. 4. V.K.J. and R.P. prepared Fig. 5., V.K.J. helped considerably with text formatting as well. M.L.M.-A. suggested Fig. 4 and provided part of the data. All authors reviewed the manuscript. M.S. prepared Fig. 1, right panel. M.H.N. made Fig. 2. S.P. made Fig. 1, left panel. V.K., F.P.N. and B.R. contributed significantly to the text. All authors commented on the text at the draft stage. Finally, all authors carefully reviewed and approved the final version of the text.

References

- Abdalla E, Abellán GF, Aboubrahim A, et al (2022) Cosmology intertwined: A review of the particle physics, astrophysics, and cosmology associated with the cosmological tensions and anomalies. *Journal of High Energy Astrophysics* 34:49–211. <https://doi.org/10.1016/j.jheap.2022.04.002>, <https://arxiv.org/abs/2203.06142> [astro-ph.CO]
- Abramowicz MA, Czerny B, Lasota JP, et al (1988) Slim Accretion Disks. *The Astrophysical Journal* 332:646. <https://doi.org/10.1086/166683>
- Afshordi N, Paczyński B (2003) Geometrically Thin Disk Accreting into a Black Hole. *The Astrophysical Journal* 592(1):354–367. <https://doi.org/10.1086/375559>, <https://arxiv.org/abs/astro-ph/0202409> [astro-ph]
- Balbus SA, Hawley JF (1991) A Powerful Local Shear Instability in Weakly Magnetized Disks. I. Linear Analysis. *The Astrophysical Journal* 376:214. <https://doi.org/10.1086/170270>
- Bardeen JM, Press WH, Teukolsky SA (1972) Rotating Black Holes: Locally

- Nonrotating Frames, Energy Extraction, and Scalar Synchrotron Radiation. *The Astrophysical Journal* 178:347–370. <https://doi.org/10.1086/151796>
- Bellm EC, Kulkarni SR, Graham MJ, et al (2019) The Zwicky Transient Facility: System Overview, Performance, and First Results. *PASP*131(995):018,002. <https://doi.org/10.1088/1538-3873/aaecbe>, <https://arxiv.org/abs/1902.01932> [astro-ph.IM]
- Cackett EM, Horne K, Winkler H (2007) Testing thermal reprocessing in active galactic nuclei accretion discs. *Monthly Notices of the Royal Astronomical Society* 380(2):669–682. <https://doi.org/10.1111/j.1365-2966.2007.12098.x>, <https://arxiv.org/abs/0706.1464> [astro-ph]
- Cackett EM, Bentz MC, Kara E (2021) Reverberation mapping of active galactic nuclei: from X-ray corona to dusty torus. *iScience* 24(6):102,557. <https://doi.org/10.1016/j.isci.2021.102557>, <https://arxiv.org/abs/2105.06926> [astro-ph.GA]
- Cao S, Ratra B (2022) Using lower redshift, non-CMB, data to constrain the Hubble constant and other cosmological parameters. *Monthly Notices of the Royal Astronomical Society* 513(4):5686–5700. <https://doi.org/10.1093/mnras/stac1184>, <https://arxiv.org/abs/2203.10825> [astro-ph.CO]
- Cao S, Zajaček M, Panda S, et al (2022) Standardizing reverberation-measured C IV time-lag quasars, and using them with standardized Mg II quasars to constrain cosmological parameters. *Monthly Notices of the Royal Astronomical Society* 516(2):1721–1740. <https://doi.org/10.1093/mnras/stac2325>, <https://arxiv.org/abs/2205.15552> [astro-ph.CO]
- Capellupo DM, Netzer H, Lira P, et al (2015) Active galactic nuclei at $z \sim 1.5$ - I. Spectral energy distribution and accretion discs. *Monthly Notices of the Royal Astronomical Society* 446(4):3427–3446. <https://doi.org/10.1093/mnras/stu2266>, <https://arxiv.org/abs/1410.8137> [astro-ph.GA]
- Chakraborty J, Kara E, Masterson M, et al (2021) Possible X-Ray Quasi-periodic Eruptions in a Tidal Disruption Event Candidate. *The Astrophysical Journal Letters* 921(2):L40. <https://doi.org/10.3847/2041-8213/ac313b>, <https://arxiv.org/abs/2110.10786> [astro-ph.HE]
- Chelouche D, Pozo Nuñez F, Kaspi S (2019) Direct evidence of non-disk optical continuum emission around an active black hole. *Nature Astronomy* 3:251–257. <https://doi.org/10.1038/s41550-018-0659-x>
- Collier S, Horne K, Wanders I, et al (1999) A new direct method for measuring the Hubble constant from reverberating accretion discs in active galaxies. *Monthly Notices of the Royal Astronomical Society* 302(1):L24–L28. <https://doi.org/10.1046/j.1365-8711.1999.02250.x>, <https://arxiv.org/>

[abs/astro-ph/9811278](https://arxiv.org/abs/astro-ph/9811278) [astro-ph]

Czerny B, Elvis M (1987) Constraints on Quasar Accretion Disks from the Optical/Ultraviolet/Soft X-Ray Big Bump. *The Astrophysical Journal* 321:305. <https://doi.org/10.1086/165630>

Czerny B, Hryniewicz K (2011) The origin of the broad line region in active galactic nuclei. *Astronomy & Astrophysics* 525:L8. <https://doi.org/10.1051/0004-6361/201016025>, <https://arxiv.org/abs/1010.6201> [astro-ph.CO]

Czerny B, Nikolajuk M, Róžańska A, et al (2003) Universal spectral shape of high accretion rate AGN. *Astronomy & Astrophysics* 412:317–329. <https://doi.org/10.1051/0004-6361:20031441>, <https://arxiv.org/abs/astro-ph/0309242> [astro-ph]

Czerny B, Róžańska A, Kuraszekiewicz J (2004) Constraints for the accretion disk evaporation rate in AGN from the existence of the Broad Line Region. *Astronomy & Astrophysics* 428:39–49. <https://doi.org/10.1051/0004-6361:20040487>, <https://arxiv.org/abs/astro-ph/0403507> [astro-ph]

Czerny B, Siemiginowska A, Janiuk A, et al (2009) Accretion Disk Model of Short-Timescale Intermittent Activity in Young Radio Sources. *The Astrophysical Journal* 698(1):840–851. <https://doi.org/10.1088/0004-637X/698/1/840>, <https://arxiv.org/abs/0903.3940> [astro-ph.CO]

Czerny B, Hryniewicz K, Nikolajuk M, et al (2011) Constraints on the black hole spin in the quasar SDSS J094533.99+100950.1. *Monthly Notices of the Royal Astronomical Society* 415(3):2942–2952. <https://doi.org/10.1111/j.1365-2966.2011.18912.x>, <https://arxiv.org/abs/1104.2734> [astro-ph.GA]

Czerny B, Du P, Wang JM, et al (2016) A Test of the Formation Mechanism of the Broad Line Region in Active Galactic Nuclei. *The Astrophysical Journal* 832(1):15. <https://doi.org/10.3847/0004-637X/832/1/15>, <https://arxiv.org/abs/1610.00420> [astro-ph.GA]

Czerny B, Beaton R, Bejger M, et al (2018) Astronomical Distance Determination in the Space Age. *Secondary Distance Indicators*. *Space Science Reviews* 214(1):32. <https://doi.org/10.1007/s11214-018-0466-9>, <https://arxiv.org/abs/1801.00598> [astro-ph.GA]

Czerny B, Olejak A, Rałowski M, et al (2019) Time Delay Measurement of Mg II Line in CTS C30.10 with SALT. *ApJ* 880(1):46. <https://doi.org/10.3847/1538-4357/ab2913>, <https://arxiv.org/abs/1901.09757> [astro-ph.GA]

Edelson R, Gelbord JM, Horne K, et al (2015) Space Telescope and Optical Reverberation Mapping Project. II. Swift and HST Reverberation Mapping of the Accretion Disk of NGC 5548. *ApJ* 806(1):129. <https://doi.org/>

- [10.1088/0004-637X/806/1/129](https://arxiv.org/abs/1501.05951), <https://arxiv.org/abs/1501.05951> [astro-ph.GA]
- Edelson R, Gelbord J, Cackett E, et al (2019) The First Swift Intensive AGN Accretion Disk Reverberation Mapping Survey. *ApJ*870(2):123. <https://doi.org/10.3847/1538-4357/aa3b4>, <https://arxiv.org/abs/1811.07956> [astro-ph.HE]
- Elvis M (2000) A Structure for Quasars. *The Astrophysical Journal* 545(1):63–76. <https://doi.org/10.1086/317778>, <https://arxiv.org/abs/astro-ph/0008064> [astro-ph]
- Event Horizon Telescope Collaboration, Akiyama K, Alberdi A, et al (2019) First M87 Event Horizon Telescope Results. IV. Imaging the Central Supermassive Black Hole. *ApJ*875(1):L4. <https://doi.org/10.3847/2041-8213/ab0e85>, <https://arxiv.org/abs/1906.11241> [astro-ph.GA]
- Event Horizon Telescope Collaboration, Akiyama K, Alberdi A, et al (2022) First Sagittarius A* Event Horizon Telescope Results. I. The Shadow of the Supermassive Black Hole in the Center of the Milky Way. *ApJ*930(2):L12. <https://doi.org/10.3847/2041-8213/ac6674>
- Fishbone LG, Moncrief V (1976) Relativistic fluid disks in orbit around Kerr black holes. *The Astrophysical Journal* 207:962–976. <https://doi.org/10.1086/154565>
- Freedman WL (2021) Measurements of the Hubble Constant: Tensions in Perspective. *The Astrophysical Journal* 919(1):16. <https://doi.org/10.3847/1538-4357/ac0e95>, <https://arxiv.org/abs/2106.15656> [astro-ph.CO]
- Goodrich RW (1989) Spectropolarimetry and Variability of Seyfert 1.8 and 1.9 Galaxies. *ApJ*340:190. <https://doi.org/10.1086/167384>
- Green PJ, Pulgarin-Duque L, Anderson SF, et al (2022) The Time Domain Spectroscopic Survey: Changing-look Quasar Candidates from Multi-epoch Spectroscopy in SDSS-IV. *ApJ*933(2):180. <https://doi.org/10.3847/1538-4357/ac743f>, <https://arxiv.org/abs/2201.09123> [astro-ph.GA]
- Grzędziński M, Janiuk A, Czerny B, et al (2017) Modified viscosity in accretion disks. Application to Galactic black hole binaries, intermediate mass black holes, and active galactic nuclei. *Astronomy & Astrophysics* 603:A110. <https://doi.org/10.1051/0004-6361/201629672>, <https://arxiv.org/abs/1609.09322> [astro-ph.HE]
- Haas M, Chini R, Ramolla M, et al (2011) Photometric AGN reverberation mapping - an efficient tool for BLR sizes, black hole masses, and host-subtracted AGN luminosities. *Astronomy & Astrophysics* 535:A73.

<https://doi.org/10.1051/0004-6361/201117325>, <https://arxiv.org/abs/1109.1848> [astro-ph.CO]

Hirose S, Krolik JH, Blaes O (2009) Radiation-Dominated Disks are Thermally Stable. *The Astrophysical Journal* 691(1):16–31. <https://doi.org/10.1088/0004-637X/691/1/16>, <https://arxiv.org/abs/0809.1708> [astro-ph]

Homayouni Y, Trump JR, Grier CJ, et al (2020) The Sloan Digital Sky Survey Reverberation Mapping Project: Mg II Lag Results from Four Years of Monitoring. *ApJ*901(1):55. <https://doi.org/10.3847/1538-4357/ababa9>, <https://arxiv.org/abs/2005.03663> [astro-ph.GA]

Hönig SF (2019) Redefining the Torus: A Unifying View of AGNs in the Infrared and Submillimeter. *The Astrophysical Journal* 884(2):171. <https://doi.org/10.3847/1538-4357/ab4591>, <https://arxiv.org/abs/1909.08639> [astro-ph.GA]

Honma F, Matsumoto R, Kato S (1991) Nonlinear Oscillations of Thermally Unstable Slim Accretion Disks around a Neutron Star or a Black Hole. *Publications of the Astronomical Society of Japan* 43:147–168

Ichimaru S (1977) Bimodal behavior of accretion disks: theory and application to Cygnus X-1 transitions. *The Astrophysical Journal* 214:840–855. <https://doi.org/10.1086/155314>

Ivezić Ž, Kahn SM, Tyson JA, et al (2019) LSST: From Science Drivers to Reference Design and Anticipated Data Products. *ApJ*873(2):111. <https://doi.org/10.3847/1538-4357/ab042c>, <https://arxiv.org/abs/0805.2366> [astro-ph]

Jaiswal VK, Prince R, Panda S, et al (2022) Modelling time delays from two reprocessors in active galactic nuclei. arXiv e-prints arXiv:2206.12497. <https://arxiv.org/abs/2206.12497> [astro-ph.GA]

Janiuk A (2020) GLADIS: GLobal Accretion Disk Instability Simulation. In: *Multifrequency Behaviour of High Energy Cosmic Sources - XIII*. 3-8 June 2019. Palermo, p 48, [1911.05357](https://arxiv.org/abs/1911.05357)

Janiuk A, Czerny B, Siemiginowska A (2000) Radiation Pressure Instability as a Variability Mechanism in the Microquasar GRS 1915+105. *The Astrophysical Journal Letters* 542(1):L33–L36. <https://doi.org/10.1086/312911>, <https://arxiv.org/abs/astro-ph/0008354> [astro-ph]

Janiuk A, Czerny B, Siemiginowska A (2002) Radiation Pressure Instability Driven Variability in the Accreting Black Holes. *The Astrophysical Journal* 576(2):908–922. <https://doi.org/10.1086/341804>, <https://arxiv.org/abs/astro-ph/0205221> [astro-ph]

- Janiuk A, Grzedzielski M, Capitanio F, et al (2015) Interplay between heartbeat oscillations and wind outflow in microquasar IGR J17091-3624. *Astronomy & Astrophysics* 574:A92. <https://doi.org/10.1051/0004-6361/201425003>, <https://arxiv.org/abs/1411.4434> [astro-ph.HE]
- Jiang YF, Blaes O (2020) Opacity-driven Convection and Variability in Accretion Disks around Supermassive Black Holes. *The Astrophysical Journal* 900(1):25. <https://doi.org/10.3847/1538-4357/aba4b7>, <https://arxiv.org/abs/2006.08657> [astro-ph.HE]
- Jiang YF, Stone JM, Davis SW (2013) On the Thermal Stability of Radiation-dominated Accretion Disks. *The Astrophysical Journal* 778(1):65. <https://doi.org/10.1088/0004-637X/778/1/65>, <https://arxiv.org/abs/1309.5646> [astro-ph.HE]
- Kammoun ES, Dovčiak M, Papadakis IE, et al (2021) UV/Optical Disk Thermal Reverberation in Active Galactic Nuclei: An In-depth Study with an Analytic Prescription for Time-lag Spectra. *The Astrophysical Journal* 907(1):20. <https://doi.org/10.3847/1538-4357/abcb93>, <https://arxiv.org/abs/2011.08563> [astro-ph.HE]
- Karas V, Svoboda J, Zajaček M (2021) Selected Chapters on Active Galactic Nuclei as Relativistic Systems. In: *RAGtime: Workshops on black holes and neutron stars*, p E1, [1901.06507](https://arxiv.org/abs/1901.06507)
- Kaspi S, Brandt WN, Maoz D, et al (2021) Taking a Long Look: A Two-decade Reverberation Mapping Study of High-luminosity Quasars. *ApJ* 915(2):129. <https://doi.org/10.3847/1538-4357/ac00aa>
- Khadka N, Yu Z, Zajaček M, et al (2021) Standardizing reverberation-measured Mg II time-lag quasars, by using the radius-luminosity relation, and constraining cosmological model parameters. *Monthly Notices of the Royal Astronomical Society* 508(4):4722–4737. <https://doi.org/10.1093/mnras/stab2807>, <https://arxiv.org/abs/2106.11136> [astro-ph.CO]
- Khadka N, Martínez-Aldama ML, Zajaček M, et al (2022a) Do reverberation-measured H β quasars provide a useful test of cosmology? *Monthly Notices of the Royal Astronomical Society* 513(2):1985–2005. <https://doi.org/10.1093/mnras/stac914>, <https://arxiv.org/abs/2112.00052> [astro-ph.CO]
- Khadka N, Zajaček M, Panda S, et al (2022b) Consistency study of high- and low-accreting Mg II quasars: no significant effect of the Fe II to Mg II flux ratio on the radius-luminosity relation dispersion. *Monthly Notices of the Royal Astronomical Society* 515(3):3729–3748. <https://doi.org/10.1093/mnras/stac1940>, <https://arxiv.org/abs/2205.05813> [astro-ph.CO]

- Kovacevic AB, Radovic V, Ilic D, et al (2022) The LSST era of super-massive black holes accretion-disk reverberation mapping. arXiv e-prints arXiv:2208.06203. <https://arxiv.org/abs/2208.06203> [astro-ph.IM]
- Kriss GA, De Rosa G, Ely J, et al (2019) Space Telescope and Optical Reverberation Mapping Project. VIII. Time Variability of Emission and Absorption in NGC 5548 Based on Modeling the Ultraviolet Spectrum. *ApJ*881(2):153. <https://doi.org/10.3847/1538-4357/ab3049>, <https://arxiv.org/abs/1907.03874> [astro-ph.GA]
- Krolik JH, McKee CF, Tarter CB (1981) Two-phase models of quasar emission line regions. *ApJ*249:422–442. <https://doi.org/10.1086/159303>
- Kubota A, Done C (2018) A physical model of the broad-band continuum of AGN and its implications for the UV/X relation and optical variability. *Monthly Notices of the Royal Astronomical Society* 480(1):1247–1262. <https://doi.org/10.1093/mnras/sty1890>, <https://arxiv.org/abs/1804.00171> [astro-ph.HE]
- Li YP, Yuan F, Xie FG (2016) Exploring the Accretion Model of M87 and 3C 84 with the Faraday Rotation Measure Observations. *The Astrophysical Journal* 830(2):78. <https://doi.org/10.3847/0004-637X/830/2/78>, <https://arxiv.org/abs/1606.06029> [astro-ph.HE]
- Lightman AP, Eardley DM (1974) Black Holes in Binary Systems: Instability of Disk Accretion. *The Astrophysical Journal Letters* 187:L1. <https://doi.org/10.1086/181377>
- Lira P, Kaspi S, Netzer H, et al (2018) Reverberation Mapping of Luminous Quasars at High z . *ApJ*865(1):56. <https://doi.org/10.3847/1538-4357/aada45>, <https://arxiv.org/abs/1806.08358> [astro-ph.GA]
- López-Navas E, Martínez-Aldama ML, Bernal S, et al (2022) Confirming new changing-look AGNs discovered through optical variability using a random forest-based light-curve classifier. *MNRAS*513(1):L57–L62. <https://doi.org/10.1093/mnrasl/slac033>, <https://arxiv.org/abs/2203.15040> [astro-ph.GA]
- Loska Z (1982) Transonic disk accretion of barytropic gas onto black holes. *Acta Astronomica* 32(1-2):13–24
- Loska Z, Czerny B, Szczerba R (2004) Irradiation of accretion discs in active galactic nuclei due to the presence of a warm absorber. *Monthly Notices of the Royal Astronomical Society* 355(4):1080–1090. <https://doi.org/10.1111/j.1365-2966.2004.08387.x>, <https://arxiv.org/abs/astro-ph/0409221> [astro-ph]
- Lynden-Bell D (1969) Galactic Nuclei as Collapsed Old Quasars. *Nature*

223(5207):690–694. <https://doi.org/10.1038/223690a0>

Malkan MA (1983) The ultraviolet excess of luminous quasars. II. Evidence for massive accretion disks. *The Astrophysical Journal* 268:582–590. <https://doi.org/10.1086/160981>

Martínez-Aldama ML, Czerny B, Kawka D, et al (2019) Can Reverberation-measured Quasars Be Used for Cosmology? *The Astrophysical Journal* 883(2):170. <https://doi.org/10.3847/1538-4357/ab3728>, <https://arxiv.org/abs/1903.09687> [astro-ph.CO]

Matsumoto R, Kato S, Fukue J, et al (1984) Viscous transonic flow around the inner edge of geometrically thin accretion disks. *Publications of the Astronomical Society of Japan* 36(1):71–85

Matt G, Guainazzi M, Maiolino R (2003) Changing look: from Compton-thick to Compton-thin, or the rebirth of fossil active galactic nuclei. *MNRAS* 342(2):422–426. <https://doi.org/10.1046/j.1365-8711.2003.06539.x>, <https://arxiv.org/abs/astro-ph/0302328> [astro-ph]

Miniutti G, Saxton RD, Giustini M, et al (2019) Nine-hour X-ray quasi-periodic eruptions from a low-mass black hole galactic nucleus. *Nature* 573(7774):381–384. <https://doi.org/10.1038/s41586-019-1556-x>, <https://arxiv.org/abs/1909.04693> [astro-ph.HE]

Miniutti G, Giustini M, Arcodia R, et al (2022) Disappearance of quasi-periodic-eruptions (QPEs) in GSN 069, simultaneous X-ray re-brightening, and predicted QPE re-appearance. arXiv e-prints arXiv:2207.07511. <https://arxiv.org/abs/2207.07511> [astro-ph.HE]

Muchotrzeb B (1983) Transonic accretion flow in a thin disk around a black hole. II. *Acta Astronomica* 33(1):79–87

Muchotrzeb B, Paczynski B (1982) Transonic accretion flow in a thin disk around a black hole. *Acta Astronomica* 32(1-2):1–11

Muchotrzeb-Czerny B (1986) Transonic accretion flow in a thin disk around a black hole. III - Analytic considerations. *Acta Astronomica* 36(1):1–17

Müller AL, Naddaf MH, Zajaček M, et al (2022) Nonthermal Emission from Fall-back Clouds in the Broad-line Region of Active Galactic Nuclei. *The Astrophysical Journal* 931(1):39. <https://doi.org/10.3847/1538-4357/ac660a>, <https://arxiv.org/abs/2204.05361> [astro-ph.HE]

Murray N, Chiang J, Grossman SA, et al (1995) Accretion Disk Winds from Active Galactic Nuclei. *The Astrophysical Journal* 451:498. <https://doi.org/10.1086/176238>

- Naddaf MH, Czerny B (2022) Radiation pressure on dust explaining the low ionized broad emission lines in active galactic nuclei. Dust as an important driver of line shape. *Astronomy & Astrophysics* 663:A77. <https://doi.org/10.1051/0004-6361/202142806>, <https://arxiv.org/abs/2111.14963> [astro-ph.GA]
- Naddaf MH, Czerny B, Szczerba R (2021) The Picture of BLR in 2.5D FRADO: Dynamics and Geometry. *The Astrophysical Journal* 920(1):30. <https://doi.org/10.3847/1538-4357/ac139d>, <https://arxiv.org/abs/2102.00336> [astro-ph.GA]
- Narayan R, Yi I (1994) Advection-dominated Accretion: A Self-similar Solution. *The Astrophysical Journal Letters* 428:L13. <https://doi.org/10.1086/187381>, <https://arxiv.org/abs/astro-ph/9403052> [astro-ph]
- Narayan R, Igumenshchev IV, Abramowicz MA (2003) Magnetically Arrested Disk: an Energetically Efficient Accretion Flow. *PASJ*55:L69–L72. <https://doi.org/10.1093/pasj/55.6.L69>, <https://arxiv.org/abs/astro-ph/0305029> [astro-ph]
- Netzer H (2015) Revisiting the Unified Model of Active Galactic Nuclei. *Annual Review of Astronomy and Astrophysics* 53:365–408. <https://doi.org/10.1146/annurev-astro-082214-122302>, <https://arxiv.org/abs/1505.00811> [astro-ph.GA]
- Netzer H (2022) Continuum reverberation mapping and a new lag-luminosity relationship for AGN. *Monthly Notices of the Royal Astronomical Society* 509(2):2637–2646. <https://doi.org/10.1093/mnras/stab3133>, <https://arxiv.org/abs/2110.05512> [astro-ph.GA]
- Nyland K, Dong DZ, Patil P, et al (2020) Quasars That Have Transitioned from Radio-quiet to Radio-loud on Decadal Timescales Revealed by VLASS and FIRST. *The Astrophysical Journal* 905(1):74. <https://doi.org/10.3847/1538-4357/abc341>, <https://arxiv.org/abs/2011.08872> [astro-ph.GA]
- Paczynski B, Bisnovatyi-Kogan G (1981) A Model of a Thin Accretion Disk around a Black Hole. *Acta Astronomica* 31:283
- Panda S, Śniegowska M (2022) Changing-Look AGNs – I. Tracking the transition on the main sequence of quasars. arXiv e-prints arXiv:2206.10056. <https://arxiv.org/abs/2206.10056> [astro-ph.HE]
- Panda S, Martínez-Aldama ML, Zajaček M (2019) Current and future applications of Reverberation-mapped quasars in Cosmology. *Frontiers in Astronomy and Space Sciences* 6:75. <https://doi.org/10.3389/fspas.2019.00075>, <https://arxiv.org/abs/1909.05572> [astro-ph.HE]

- Peterson BM, Wandel A (1999) Keplerian Motion of Broad-Line Region Gas as Evidence for Supermassive Black Holes in Active Galactic Nuclei. *The Astrophysical Journal Letters* 521(2):L95–L98. <https://doi.org/10.1086/312190>, <https://arxiv.org/abs/astro-ph/9905382> [astro-ph]
- Petrucci PO, Gronkiewicz D, Rozanska A, et al (2020) Radiation spectra of warm and optically thick coronae in AGNs. *Astronomy & Astrophysics* 634:A85. <https://doi.org/10.1051/0004-6361/201937011>, <https://arxiv.org/abs/2001.02026> [astro-ph.HE]
- Planck Collaboration, Aghanim N, Akrami Y, et al (2020) Planck 2018 results. VI. Cosmological parameters. *A&A*641:A6. <https://doi.org/10.1051/0004-6361/201833910>, <https://arxiv.org/abs/1807.06209> [astro-ph.CO]
- Pozo Nuñez F, Haas M, Ramolla M, et al (2014) Modelling photometric reverberation data: a disk-like broad-line region and a potentially larger black hole mass for 3C 120. *Astronomy & Astrophysics* 568:A36. <https://doi.org/10.1051/0004-6361/201322736>, <https://arxiv.org/abs/1309.7873> [astro-ph.CO]
- Pozo Nuñez F, Gianniotis N, Blex J, et al (2019) Optical continuum photometric reverberation mapping of the Seyfert-1 galaxy Mrk509. *Monthly Notices of the Royal Astronomical Society* 490(3):3936–3951. <https://doi.org/10.1093/mnras/stz2830>, <https://arxiv.org/abs/1912.10319> [astro-ph.GA]
- Prince R, Zajaček M, Czerny B, et al (2022) Wavelength-resolved Reverberation Mapping of quasar CTSC30.10: Dissecting MgII and FeII emission regions. *arXiv e-prints arXiv:2201.11062*. <https://arxiv.org/abs/2201.11062> [astro-ph.GA]
- Pringle JE, Rees MJ, Pacholczyk AG (1973) Accretion onto Massive Black Holes. *Astronomy & Astrophysics* 29:179
- Proga D, Stone JM, Kallman TR (2000) Dynamics of Line-driven Disk Winds in Active Galactic Nuclei. *The Astrophysical Journal* 543(2):686–696. <https://doi.org/10.1086/317154>, <https://arxiv.org/abs/astro-ph/0005315> [astro-ph]
- Rawat D, Misra R, Jain P, et al (2022) Time-resolved spectroscopy on the heartbeat state of GRS 1915+105 using AstroSat. *Monthly Notices of the Royal Astronomical Society* 511(2):1841–1847. <https://doi.org/10.1093/mnras/stac154>, <https://arxiv.org/abs/2201.04326> [astro-ph.HE]
- Riess AG, Yuan W, Macri LM, et al (2022) A Comprehensive Measurement of the Local Value of the Hubble Constant with 1 km s⁻¹ Mpc⁻¹ Uncertainty from the Hubble Space Telescope and the SH0ES Team. *ApJ*934(1):L7. <https://doi.org/10.3847/2041-8213/ac5c5b>, <https://arxiv.org/abs/2201.08484> [astro-ph.CO]

arxiv.org/abs/2112.04510 [astro-ph.CO]

- Róžańska A, Czerny B, Życki PT, et al (1999) Vertical structure of accretion discs with hot coronae in active galactic nuclei. *Monthly Notices of the Royal Astronomical Society* 305(3):481–491. <https://doi.org/10.1046/j.1365-8711.1999.02425.x>, <https://arxiv.org/abs/astro-ph/9811380> [astro-ph]
- Róžańska A, Malzac J, Belmont R, et al (2015) Warm and optically thick dissipative coronae above accretion disks. *Astronomy & Astrophysics* 580:A77. <https://doi.org/10.1051/0004-6361/201526288>, <https://arxiv.org/abs/1504.03160> [astro-ph.GA]
- Sakimoto PJ, Coroniti FV (1981) Accretion disk models for QSOs and active galactic nuclei - The role of magnetic viscosity. *The Astrophysical Journal* 247:19–31. <https://doi.org/10.1086/159005>
- Salpeter EE (1964) Accretion of Interstellar Matter by Massive Objects. *The Astrophysical Journal* 140:796–800. <https://doi.org/10.1086/147973>
- Schawinski K, Koss M, Berney S, et al (2015) Active galactic nuclei flicker: an observational estimate of the duration of black hole growth phases of $\sim 10^5$ yr. *Monthly Notices of the Royal Astronomical Society* 451(3):2517–2523. <https://doi.org/10.1093/mnras/stv1136>, <https://arxiv.org/abs/1505.06733> [astro-ph.GA]
- Schmidt M (1963) 3C 273 : A Star-Like Object with Large Red-Shift. *Nature* 197(4872):1040. <https://doi.org/10.1038/1971040a0>
- Setti G, Woltjer L (1973) Hubble Diagram for Quasars. *The Astrophysical Journal Letters* 181:L61. <https://doi.org/10.1086/181185>
- Shakura NI, Sunyaev RA (1973) Black holes in binary systems. Observational appearance. *Astronomy & Astrophysics* 24:337–355
- Shakura NI, Sunyaev RA (1976) A theory of the instability of disk accretion on to black holes and the variability of binary X-ray sources, galactic nuclei and quasars. *Monthly Notices of the Royal Astronomical Society* 175:613–632. <https://doi.org/10.1093/mnras/175.3.613>
- Sheng Z, Wang T, Jiang N, et al (2017) Mid-infrared Variability of Changing-look AGNs. *ApJ* 846(1):L7. <https://doi.org/10.3847/2041-8213/aa85de>, <https://arxiv.org/abs/1707.02686> [astro-ph.GA]
- Sądowski A, Abramowicz M, Bursa M, et al (2011) Relativistic slim disks with vertical structure. *Astronomy & Astrophysics* 527:A17. <https://doi.org/10.1051/0004-6361/201015256>, <https://arxiv.org/abs/1006.4309> [astro-ph.HE]

- Sniegowska M, Czerny B, Bon E, et al (2020) Possible mechanism for multiple changing-look phenomena in active galactic nuclei. *Astronomy & Astrophysics* 641:A167. <https://doi.org/10.1051/0004-6361/202038575>, <https://arxiv.org/abs/2007.06441> [astro-ph.GA]
- Śniegowska M, Grzędzielski M, Czerny B, et al (2022) Modified models of radiation pressure instability in application to 10 , 10^5 , and $10^7 M_{\odot}$ accreting black holes. arXiv e-prints arXiv:2204.10067. <https://arxiv.org/abs/2204.10067> [astro-ph.HE]
- Stoeger WR (1976) Boundary-condition modification of the Novikov-Thorne accretion-disc models and velocity matching across the inner edge. *A&A*53(2):267–274
- Suková P, Zajaček M, Witzany V, et al (2021) Stellar Transits across a Magnetized Accretion Torus as a Mechanism for Plasmoid Ejection. *ApJ*917(1):43. <https://doi.org/10.3847/1538-4357/ac05c6>, <https://arxiv.org/abs/2102.08135> [astro-ph.HE]
- Sun M, Gu WM, Yan Z, et al (2016) On the origin of the HLX-1 outbursts. *Monthly Notices of the Royal Astronomical Society* 463(1):L99–L102. <https://doi.org/10.1093/mnras/slw159>, <https://arxiv.org/abs/1608.01924> [astro-ph.HE]
- Szuskiewicz E, Miller JC (1998) Limit-Cycle Behaviour of Thermally Unstable Accretion Flows on to Black Holes. *Monthly Notices of the Royal Astronomical Society* 298(3):888–896. <https://doi.org/10.1046/j.1365-8711.1998.01668.x>, <https://arxiv.org/abs/astro-ph/9804233> [astro-ph]
- Thompson TA, Quataert E, Murray N (2005) Radiation Pressure-supported Starburst Disks and Active Galactic Nucleus Fueling. *The Astrophysical Journal* 630(1):167–185. <https://doi.org/10.1086/431923>, <https://arxiv.org/abs/astro-ph/0503027> [astro-ph]
- Turner NJ (2004) On the Vertical Structure of Radiation-dominated Accretion Disks. *The Astrophysical Journal Letters* 605(1):L45–L48. <https://doi.org/10.1086/386545>, <https://arxiv.org/abs/astro-ph/0402539> [astro-ph]
- Vincentelli FM, McHardy I, Hernández Santisteban JV, et al (2022) The luminosity-dependent contribution from the broad-line region to the wavelength-dependent lags in Mrk 110. *MNRAS*512(1):L33–L38. <https://doi.org/10.1093/mnras/slac009>, <https://arxiv.org/abs/2201.09897> [astro-ph.HE]

- Wandel A, Peterson BM, Malkan MA (1999) Central Masses and Broad-Line Region Sizes of Active Galactic Nuclei. I. Comparing the Photoionization and Reverberation Techniques. *The Astrophysical Journal* 526(2):579–591. <https://doi.org/10.1086/308017>, <https://arxiv.org/abs/astro-ph/9905224> [astro-ph]
- Waters T, Proga D, Danner R, et al (2022) Dynamical Thermal Instability in Highly Supersonic Outflows. *The Astrophysical Journal* 931(2):134. <https://doi.org/10.3847/1538-4357/ac6612>, <https://arxiv.org/abs/2111.07440> [astro-ph.GA]
- Watson D, Denney KD, Vestergaard M, et al (2011) A New Cosmological Distance Measure Using Active Galactic Nuclei. *The Astrophysical Journal Letters* 740(2):L49. <https://doi.org/10.1088/2041-8205/740/2/L49>, <https://arxiv.org/abs/1109.4632> [astro-ph.CO]
- Werner N, Řípa J, Münz F, et al (2022) Quick Ultra-Violet Kilonova surveyor (QUVIK). arXiv e-prints arXiv:2207.05485. <https://arxiv.org/abs/2207.05485> [astro-ph.IM]
- Wong KC, Suyu SH, Chen GCF, et al (2020) H0LiCOW - XIII. A 2.4 per cent measurement of H_0 from lensed quasars: 5.3σ tension between early- and late-Universe probes. *MNRAS* 498(1):1420–1439. <https://doi.org/10.1093/mnras/stz3094>, <https://arxiv.org/abs/1907.04869> [astro-ph.CO]
- Wu Q, Czerny B, Grzedzielski M, et al (2016) The Universal “Heartbeat” Oscillations in Black Hole Systems Across the Mass-scale. *The Astrophysical Journal* 833(1):79. <https://doi.org/10.3847/1538-4357/833/1/79>, <https://arxiv.org/abs/1610.04402> [astro-ph.HE]
- Yu Z, Martini P, Penton A, et al (2022) OzDES Reverberation Mapping Program: Mg II Lags and R-L relation. arXiv e-prints arXiv:2208.05491. <https://arxiv.org/abs/2208.05491> [astro-ph.GA]
- Zajaček M, Czerny B, Martínez-Aldama ML, et al (2020) Time-delay Measurement of Mg II Broad-line Response for the Highly Accreting Quasar HE 0413-4031: Implications for the Mg II-based Radius-Luminosity Relation. *ApJ* 896(2):146. <https://doi.org/10.3847/1538-4357/ab94ae>, <https://arxiv.org/abs/2005.09071> [astro-ph.GA]
- Zajaček M, Czerny B, Martínez-Aldama ML, et al (2021) Time Delay of Mg II Emission Response for the Luminous Quasar HE 0435-4312: toward Application of the High-accretor Radius-Luminosity Relation in Cosmology. *The Astrophysical Journal* 912(1):10. <https://doi.org/10.3847/1538-4357/abe9b2>, <https://arxiv.org/abs/2012.12409> [astro-ph.GA]
- Zhang XG (2021) Further evidence to support a tidal disruption event in the

changing-look AGN SDSS J0159. MNRAS500(1):L57–L61. <https://doi.org/10.1093/mnras/slaa184>, <https://arxiv.org/abs/2011.06213> [astro-ph.GA]