

# Brown-dwarf companions in microlensing binaries detected during the 2016–2018 seasons

Cheongho Han<sup>01</sup>, Yoon-Hyun Ryu<sup>02</sup>, In-Gu Shin<sup>01</sup>, Youn Kil Jung<sup>02</sup>, Doeon Kim<sup>01</sup>, Yuki Hirao<sup>03</sup>, Valerio Bozza<sup>04,05</sup>, Michael D. Albrow<sup>06</sup>, Weicheng Zang<sup>07</sup>, Andrzej Udalski<sup>08</sup>, Ian A. Bond<sup>09</sup>

(Leading authors)

Sun-Ju Chung<sup>02</sup>, Andrew Gould<sup>10,11</sup>, Kyu-Ha Hwang<sup>02</sup>, Yossi Shvartzvald<sup>12</sup>, Hongjing Yang<sup>07</sup>, Sang-Mok Cha<sup>02,13</sup>, Dong-Jin Kim<sup>02</sup>, Hyoun-Woo Kim<sup>02</sup>, Seung-Lee Kim<sup>02</sup>, Chung-Uk Lee<sup>02</sup>, Dong-Joo Lee<sup>02</sup>, Jennifer C. Yee<sup>15</sup>, Yongseok Lee<sup>02,14</sup>, Byeong-Gon Park<sup>02,14</sup>, Richard W. Pogge<sup>11</sup>

(The KMTNet collaboration)

Przemek Mróz<sup>08</sup>, Michał K. Szymański<sup>08</sup>, Jan Skowron<sup>08</sup>, Radek Poleski<sup>08</sup>, Igor Soszyński<sup>08</sup>, Paweł Pietrukowicz<sup>08</sup>, Szymon Kozłowski<sup>08</sup>, Krzysztof Ulaczyk<sup>16</sup>, Krzysztof A. Rybicki<sup>08,12</sup>, Patryk Iwanek<sup>08</sup>, Marcin Wrona<sup>08</sup>

(The OGLE Collaboration)

Fumio Abe<sup>17</sup>, Richard Barry<sup>18</sup>, David P. Bennett<sup>18,19</sup>, Aparna Bhattacharya<sup>18,19</sup>, Hirosame Fujii<sup>17</sup>, Akihiko Fukui<sup>20,21</sup>, Stela Ishitani Silva<sup>18,22</sup>, Rintaro Kirikawa<sup>03</sup>, Iona Kondo<sup>03</sup>, Naoki Koshimoto<sup>23</sup>, Yutaka Matsubara<sup>17</sup>, Sho Matsumoto<sup>03</sup>, Shota Miyazaki<sup>03</sup>, Yasushi Muraki<sup>17</sup>, Arisa Okamura<sup>03</sup>, Greg Olmschenk<sup>18</sup>, Clément Ranc<sup>24</sup>, Nicholas J. Rattenbury<sup>25</sup>, Yuki Satoh<sup>03</sup>, Takahiro Sumi<sup>03</sup>, Daisuke Suzuki<sup>03</sup>, Taiga Toda<sup>03</sup>, Paul J. Tristram<sup>26</sup>, Aikaterini Vandenrou<sup>18,19</sup>, Hibiki Yama<sup>03</sup>, and Yoshitaka Itow<sup>17</sup>

(The MOA Collaboration)

(Affiliations can be found after the references)

September 13, 2022

## ABSTRACT

**Aims.** With the aim of finding microlensing binaries containing brown-dwarf (BD) companions, we investigate the microlensing survey data collected during the 2016–2018 seasons.

**Methods.** For this purpose, we first conducted modeling of lensing events with light curves exhibiting anomaly features that are likely to be produced by binary lenses. We then sorted out BD-companion binary-lens events by applying the criterion that the companion-to-primary mass ratio is  $q \lesssim 0.1$ . From this procedure, we identify 6 binaries with candidate BD companions, including OGLE-2016-BLG-0890L, MOA-2017-BLG-477L, OGLE-2017-BLG-0614L, KMT-2018-BLG-0357L, OGLE-2018-BLG-1489L, and OGLE-2018-BLG-0360L.

**Results.** We estimate the masses of the binary companions by conducting Bayesian analyses using the observables of the individual lensing events. According to the Bayesian estimation of the lens masses, the probabilities for the lens companions of the events OGLE-2016-BLG-0890, OGLE-2017-BLG-0614, OGLE-2018-BLG-1489, and OGLE-2018-BLG-0360 to be in the BD mass regime are very high with  $P_{\text{BD}} > 80\%$ . For MOA-2017-BLG-477 and KMT-2018-BLG-0357, the probabilities are relatively low with  $P_{\text{BD}} = 61\%$  and  $69\%$ , respectively.

**Key words.** gravitational microlensing – (Stars:) brown dwarfs

## 1. Introduction

One important scientific feature of microlensing is its capability of detecting faint or dark objects. For this reason, a microlensing experiment was originally proposed to search for dark matter in the form of massive compact halo objects lying in the Galactic halo (Paczynski 1986). Since the completion of the first-generation experiments conducted for this purpose, for example, MACHO (Alcock et al. 1996), EROS (Aubourg et al. 1995), and OGLE (Udalski et al. 1993), the application of microlensing was expanded to looking for faint binary companions to stars (Mao & Paczyński 1991), including planets and brown dwarfs (BDs). At the time of writing this paper, 173 microlensing planets were reported according to the Extrasolar Planets Encyclopaedia (<http://exoplanet.eu>). The list of microlensing BDs is given in Table 1 of Chung et al. (2019), which includes 18 BDs, in addition to which there are 9 BDs or candi-

dates that have been reported since that time (Shvartzvald et al. 2019; Jung et al. 2018; Miyazaki et al. 2018; Han et al. 2020a,b; Herald et al. 2022).

The microlensing signature of a planet, with a planet-to-host mass ratio of order  $10^{-3}$  or less, can be, in most cases, readily identified from its characteristic signature of a short-term anomaly to the lensing light curve produced by the host of the planet (Gould & Loeb 1992). By contrast, an immediate identification of a BD companion belonging to a binary lens is generally much more difficult because the lensing light curve produced by a binary containing a BD companion, with a mass ratio between the BD companion to its primary of order  $10^{-2}$ , is not much different from those produced by binaries composed of roughly equal mass components, and thus it does not usually exhibit a characteristic pattern that would enable one to imme-

**Table 1.** ID references, alert dates, and coordinates of lensing events

KMTNet	OGLE	MOA	(RA, DEC) <sub>J2000</sub> ( <i>l, b</i> )
KMT-2016-BLG-0793 (postseason)	<b>OGLE-2016-BLG-0890</b> (0934) (2016-05-18)		(17:30:25.69, -29:50:48.98) (-2°540, 2°308)
KMT-2017-BLG-1757 (postseason)		<b>MOA-2017-BLG-477</b> (2017-09-15)	(18:05:50.00, -27:04:38.50) (3°854, -2°918)
KMT-2017-BLG-2209 (postseason)	<b>OGLE-2017-BLG-0614</b> (2017-04-23)		(17:26:08.08, -30:17:46.14) (-3°430, 2°833)
<b>KMT-2018-BLG-0357</b> (2018-06-30)			(17:44:12.20, -33:36:23.18) (-4°143, 2°180),
KMT-2018-BLG-1534 (postseason)	<b>OGLE-2018-BLG-1489</b> (2018-08-12)		(17:45:46.60, -23:57:43.85) (4°267, 2°559)
KMT-2018-BLG-2014 (postseason)	<b>OGLE-2018-BLG-0360</b> (2018-03-15)	MOA-2018-116 (2018-04-22)	(17:52:01.26, -31:08:54.71) (1°183, -2°326)

diately identify the existence of a BD companion.<sup>1</sup> This implies that identifying binaries with BD companions requires modeling all the lensing light curves of more than a hundred binary lensing events that are being annually detected by the current lensing surveys. As will be discussed below, binary-lens modeling requires heavy computations not only because of the large number of parameters required to be included in the modeling but also because of the need to employ numerical methods.

With the aim of finding binaries containing BD companions, we investigated the microlensing survey data. In this paper, we report 6 binaries with candidate BD companions found from the investigation of the three years of microlensing data obtained during the seasons from 2016 to 2018, including OGLE-2016-BLG-0890L, MOA-2017-BLG-477L, OGLE-2017-BLG-0614L, KMT-2018-BLG-0357L, OGLE-2018-BLG-1489L, and OGLE-2018-BLG-0360L.

For the presentation of the work, we arrange the paper according to the following organization. In Sect. 2, we describe the data used in the analysis, the instruments used for the acquisition of the data, and the procedure of data reduction. In Sect. 3, we mention the procedure of modeling lensing light curves and the criteria applied to sort out BD-companion binary-lens events. In the following subsections (3.1–3.6), we explain the details of the modeling conducted for the individual lensing events, and present the lensing parameters and configurations of the lens systems. In Sect. 4, we specify the source stars, measure their angular radii, and estimate the Einstein radii of the individual events. In Sect. 5, we estimate the physical parameters of the lenses, including the masses of the binary components and distances to the lens systems. In Sect. 6, we summarize results found from the analyses and conclude.

## 2. Observations and data

For the searches of BD events, we first investigated the data of the Korea Microlensing Telescope Network (KMTNet: Kim et al. 2016) survey collected during the first three years of its full operation from 2016 to 2018. During these seasons, 2588, 2817, and 2781 lensing events were found by the KMTNet survey in the 2016, 2017, and 2018 seasons, respectively. Among these events, we conducted systematic analyses of anomalous events, for which lensing light curves exhibited deviations from the form of single-lens single-source (1L1S) events (Paczynski

<sup>1</sup> A lensing event produced by a giant planet lying at around the Einstein ring of the host also result in a lensing light curve with a planet signal that significantly deviates from a short-term anomaly (Han et al. 2021b).

1986). Analyses conducted for the individual events vary depending on the nature of the anomalies, for example, planetary (Han et al. 2020c), binary-lens (Han et al. 2019), binary-source (Jung et al. 2017), triple-lens (Han et al. 2022), binary-lens binary-source (Han et al. 2021a) modeling, etc., and details of the analyses for different types of anomalies are described in the cited references. For candidate BD events found from this investigation, we conduct detailed analyses using improved data processed from optimized photometry of the events. We then check whether the events were additionally observed by the two other working lensing surveys of the Optical Gravitational Lensing Experiment (OGLE: Udalski et al. 2015) and the Microlensing Observations in Astrophysics survey (MOA: Bond et al. 2001) in order to include these additional data in the analyses.

From the investigation, we found 6 candidate BD binary events, including KMT-2016-BLG-0793/OGLE-2016-BLG-0934, KMT-2017-BLG-1757/MOA-2017-BLG-477, KMT-2018-BLG-1534/OGLE-2018-BLG-1489, KMT-2018-BLG-0357, KMT-2018-BLG-1534/OGLE-2018-BLG-1489, and KMT-2018-BLG-2014/OGLE-2018-BLG-0360/MOA-2018-BLG-116. Among them, four events were observed by two surveys, one was observed by all the three surveys, and one was observed solely by the KMTNet survey. In Table 1, we summarize the ID references of the events assigned by the individual survey groups together with the alert dates and coordinates. This paper is the first release of BD events found from the systematic investigation of the KMTNet data collected during 2016 – 2018 seasons, and we plan to search for more BD events by investigating the data of the subsequent seasons.

For the events observed by multiple surveys, we hereafter use the ID references of the first discovery surveys, marked in bold font in Table 1, for the designation of the events. The notation “postseason” for the KMTNet events indicates that the events were found from the post-season investigation of the data (Kim et al. 2018a). We note that OGLE and MOA lensing events were found in real time with the progress of the events during the 2016 – 2018 seasons, but the real-time alert by the KMTNet survey, the AlertFinder algorithm (Kim et al. 2018b), has been operated since the 2018 season. There are two ID references for OGLE-2016-BLG-0890 (the other being OGLE-2016-BLG-0934) because the source of the event was located in two OGLE fields. In this case, we use both data sets.

Observations by the KMTNet survey were carried out by employing three identical telescopes, each of which has a 1.6 m aperture. The KMTNet telescopes are globally distributed in three continents of the Southern Hemisphere, and the sites of

the individual telescopes are the Siding Spring Observatory in Australia (KMTA), the Cerro Tololo Interamerican Observatory in Chile (KMTC), and the South African Astronomical Observatory in South Africa (KMTS). The telescopes used by the OGLE and MOA surveys are located at the Las Campanas Observatory in Chile and the Mt. John Observatory in New Zealand, respectively, and the individual telescopes have 1.3 m and 1.8 m apertures. The KMTNet, OGLE, and MOA telescopes are equipped with cameras yielding  $4 \text{ deg}^2$ ,  $1.4 \text{ deg}^2$ , and  $2.2 \text{ deg}^2$  fields of view, respectively. The main observations by the KMTNet and OGLE surveys were done in the  $I$  band, while MOA observations were done in the customized MOA- $R$  band. For all surveys, a fraction of images were obtained in the  $V$  band for the color measurements of source stars. The reductions of data were done using the photometry pipelines of the individual survey groups: Albrow et al. (2009) for KMTNet, Udalski (2003) for OGLE, and Bond et al. (2001) for MOA. For each data set, the error bars from the photometry pipelines were readjusted to make the data consistent with the scatter of data and so that the  $\chi^2$  per degree of freedom becomes unity following the Yee et al. (2012) routine.

### 3. Procedures of event selection and modeling

We search for BDs belonging to binary lenses rather than single-mass BDs for two major reasons. First, the lensing parameter of the companion-to-primary mass ratio,  $q$ , can be securely measured for general binary-lens events, and thus it is possible to pick out BD candidates from the measured mass ratios. Considering that typical Galactic lensing events are produced by low-mass stars (Han & Gould 2003), companions of binary lenses with mass ratios  $q \lesssim 10^{-1}$  are very likely to be BDs. Second, anomalies in binary-lens events often involve caustics, and thus it is possible to measure an extra observable of the angular Einstein radius  $\theta_E$ , which is difficult to be measured for general single-lens events, but see Gould et al. (2022) for a systematic study. While the event time scale,  $t_E$ , which is the basic lensing parameter measurable for both single and binary lens events, is related to the three physical lens parameters of the mass,  $M$ , and distance to the lens,  $D_L$ , and the relative lens-source proper motion,  $\mu$ , the Einstein radius is related to the two parameters of  $M$  and  $D_L$ . Therefore, the mass of the companion can be more tightly constrained with the additional measurement of  $\theta_E$ .

The binary-lens (2LIS) modeling of each lensing event is conducted following the common procedure described below. In the modeling, we search for a set of lensing parameters (solution) describing the observed lensing light curve. Under the assumption of a rectilinear lens-source relative motion (standard model), a binary-lensing light curve is described by 7 lensing parameters. The first three parameters ( $t_0, u_0, t_E$ ) depict the approach of the source to the lens, and the individual parameters denote the time of the closest lens-source approach, the separation at that time (impact parameter), and the event time scale, respectively. The impact parameter is scaled to  $\theta_E$ . Three other parameters ( $s, q, \alpha$ ) describe the binarity of the lens, and they represent the projected separation (normalized to  $\theta_E$ ) and mass ratio between the lens components, and the angle between the relative lens-source motion and the axis connecting the lens components (source trajectory angle). The last parameter  $\rho$  (normalized source radius), which is defined as the ratio of the angular source radius  $\theta_s$  to  $\theta_E$ , is included in modeling, because a binary-lensing light curve usually exhibits anomalies resulting from caustic crossings or approaches, during which the light curve is affected by finite-source effects (Bennett & Rhie 1996).

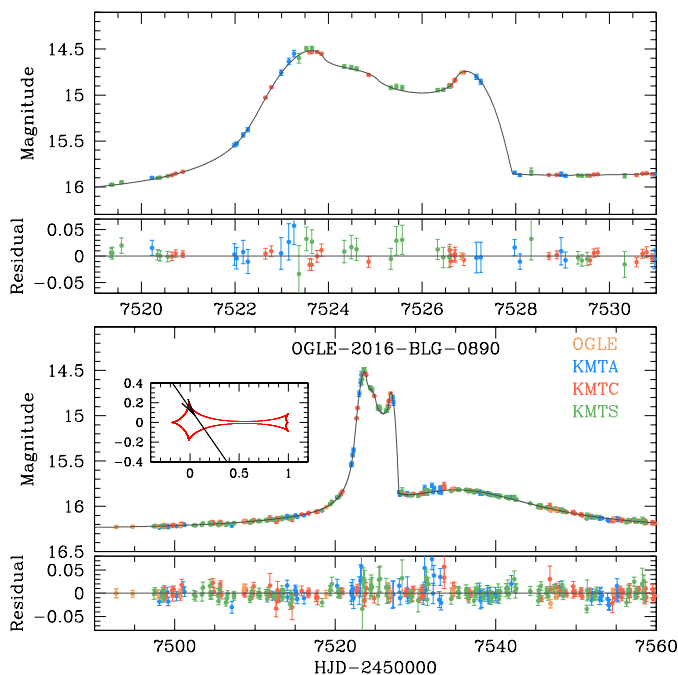
Caustics represent source positions at which lensing magnifications of a point source becomes infinity. Binary caustics exist in three types of topology, referred to as “close”, “intermediate”, and “wide” binaries (Erdl & Schneider 1993; Dominik 1999). In the regime of the wide binary ( $s \gg 1$ ), two sets of caustic form near the individual lens components. In the close-binary regime ( $s \ll 1$ ), there exist three caustic sets, for which one lies near the primary and the other two lie away from the binary axis on the opposite side of the lens companion. In the intermediate regime, multiple sets of caustics merge to form a single large caustic, which is often referred to as a “resonant” caustic. See Figure 1 of Cassan (2008) for the caustic topologies in the three regimes of binary lenses.

Besides the basic parameters, binary-lens modeling occasionally requires one to include extra parameters for the description of higher-order effects in lensing light curves. One such higher-order effect is caused by the deviation of the source motion from a rectilinear one induced by the orbital motion of Earth: microlens-parallax effect (Gould 1992). Another higher-order effect is caused by the variation of the lens position induced by the orbital motion of the binary lens: lens-orbital effect (Albrow et al. 2000). Considering these higher-order effects in modeling requires inclusion of additional parameters, which are  $(\pi_{E,N}, \pi_{E,E})$  for the microlens-parallax effect and  $(ds/dt, da/dt)$  for the lens-orbital effects. The parameters  $(\pi_{E,N}, \pi_{E,E})$  denote components of the microlens-parallax vector  $\pi_E$  projected onto the sky along the north and east directions, respectively, and the parameters  $(ds/dt, da/dt)$  represent the change rates of the binary separation and source trajectory angle, respectively. We note that the 2-parameter description of the lens orbital motion is a local approximation of a more complete Keplerian model. The microlens-parallax vector is related to the relative lens-source parallax  $\pi_{\text{rel}} = \text{AU}(D_L^{-1} - D_S^{-1})$  and the relative lens-source proper motion  $\mu$  by  $\pi_E = (\pi_{\text{rel}}/\theta_E)(\mu/\mu)$ .

The binary-lens modeling is carried out in two steps. In the first step, we search for the binary parameters ( $s, q$ ) using a grid approach, while the other parameters are found using a downhill approach. We use the Markov Chain Monte Carlo (MCMC) algorithm for the downhill approach. This first-step procedure yields a  $\Delta\chi^2$  map on the  $s$ - $q$  parameters plane, and we identify local solutions on the map, including those resulting from various types of degeneracy, if they exist. In the second step, we polish the individual local solutions by letting all parameters, including  $s$  and  $q$ , vary. We present multiple solutions if degeneracies among different solutions are severe. We also check higher-order effects for well-covered lensing events with long time scales. For some anomalous events with no obvious caustic-crossing features, we additionally check whether the observed anomalies can be explained by a binary-source interpretation (Gaudi 1998). In the subsequent subsections, we present the analyses of the individual events.

#### 3.1. OGLE-2016-BLG-0890

The source of the lensing event OGLE-2016-BLG-0890 lies toward the Galactic bulge field with the equatorial coordinates (RA, DEC)<sub>J2000</sub> = (17:30:25.69, -29:50:48.98), which correspond to the Galactic coordinates  $(l, b) = (-2^\circ.540, 2^\circ.308)$ . The baseline magnitude of the source is  $I_{\text{base}} = 16.25$ . The event was first found by the OGLE survey on 2016 May 18 (HJD'  $\equiv$  HJD - 2450000  $\sim$  7516), at which the source became brighter than the baseline by  $\sim 0.16$  mag. The event was also in the footprint of the KMTNet survey, and it was identified from



**Fig. 1.** Light curve and model of OGLE-2016-BLG-0890. The upper panel shows the enlargement of the major anomaly region and the residual from the model. The inset in the lower panel shows the lens-system configuration, in which the line with an arrow represents the source trajectory and the red figure is the caustic.

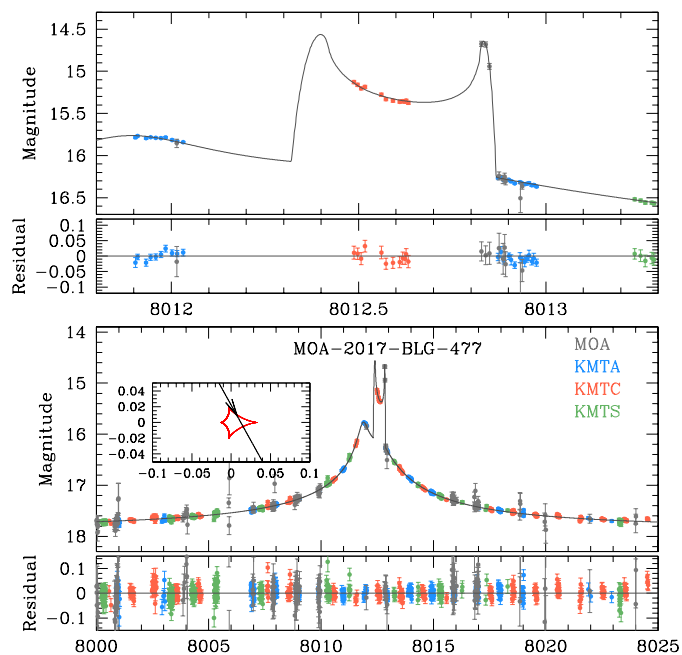
**Table 2.** Model of OGLE-2016-BLG-0890

Parameter	Value
$\chi^2/\text{dof}$	723.97/717
$t_0$ (HJD')	$7525.298 \pm 0.012$
$u_0$	$0.0817 \pm 0.0010$
$t_E$ (days)	$15.00 \pm 0.06$
$s$	$1.594 \pm 0.002$
$q$	$0.097 \pm 0.002$
$\alpha$ (rad)	$4.103 \pm 0.005$
$\rho$ ( $10^{-3}$ )	$40.79 \pm 0.82$

the post-season investigation (Kim et al. 2018a) and designated as KMT-2016-BLG-0793.

The lensing light curve constructed from the combination of the OGLE and KMTNet data is presented in Figure 1. It shows clear features of caustic crossings at  $\text{HJD}' = 7522.35$  and  $7527.00$ , which correspond to the times of the caustic entrance and exit, respectively. Both caustic crossings were resolved by the data obtained from the combination of the KMTNet observations conducted with a 2.5 hour cadence. The light curve in the region between the two caustic-crossing features exhibits deviations from a typical U-shape pattern, and this suggests that the source passed along a fold of the caustic.

In Table 2, we list the lensing parameters found from the modeling. We found a unique solution with the binary lensing parameters of  $(s, q) \sim (1.59, 0.097)$ . The inset in the lower panel of Figure 1 shows the lens-system configuration, in which the source trajectory (line with an arrow) with respect to the caustic (red closed figure) is presented. For the coordinate center of the configuration, we adopt the barycenter for a close binary and the effective lens position, defined by Di Stefano & Mao (1996) and An & Han (2002), for a wide binary. In the case of OGLE-2016-BLG-0890, the coordinates are centered at the effective position



**Fig. 2.** Light curve and model of MOA-2017-BLG-477. Notations and arrangement of the panels are same as those in Fig. 1.

**Table 3.** Models of MOA-2017-BLG-477

Parameter	Close	Wide
$\chi^2/\text{dof}$	9264.6/9249	9231.2/9249
$t_0$ (HJD')	$8012.543 \pm 0.003$	$8012.527 \pm 0.003$
$u_0$	$0.0109 \pm 0.0002$	$0.0117 \pm 0.0002$
$t_E$ (days)	$25.10 \pm 0.37$	$26.87 \pm 0.36$
$s$	$0.355 \pm 0.006$	$3.204 \pm 0.066$
$q$	$0.097 \pm 0.005$	$0.115 \pm 0.007$
$\alpha$ (rad)	$4.224 \pm 0.007$	$4.206 \pm 0.006$
$\rho$ ( $10^{-3}$ )	$0.88 \pm 0.06$	$0.80 \pm 0.06$

of the lower-mass component,  $M_2$ , and thus the primary,  $M_1$ , is located on the right side. The topology of the binary lens corresponds to the intermediate regime forming a single merged resonant caustic. To be noted among the lensing parameters is that the normalized source radius,  $\rho = (40.79 \pm 0.82) \times 10^{-3}$ , is substantially larger than the typical value of order  $10^{-3}$  for events involved with main-sequence source stars, and thus the source is likely to be a giant star. The source crossed the caustic lying around the lower-mass lens component with a source trajectory angle of  $\alpha \sim 55^\circ$ . After the first caustic crossing, the source swept one fold of the caustic, and this caused the deviation of the light curve from a U-shape pattern in the region between the two caustic bumps. It was found that the weak bump at  $\text{HJD}' \sim 7535$  was produced by the source approach to the primary of the binary lens. The higher-order lensing parameters could not be securely constrained due to the short time scale,  $t_E \sim 15$  days, of the event.

### 3.2. MOA-2017-BLG-477

The source of the lensing event MOA-2017-BLG-477, with a baseline magnitude of  $I_{\text{base}} = 18.02$ , lies at the equatorial coordinates  $(\text{RA}, \text{DEC})_{\text{J2000}} = (18:05:50.00, -27:04:38.50)$ , which correspond to the Galactic coordinates  $(l, b) = (3^\circ:854, -2^\circ:918)$ . The MOA group first found the event on 2017 September 15

(HJD'  $\sim 8011$ ), which was one day before the event reached its peak. The event was also observed by the KMTNet group using its three telescopes and it was designated as KMT-2017-BLG-1757.

Figure 2 shows the light curve constructed with the combined MOA and KMTNet data. It is found that the peak region of the light curve exhibits three bumps at  $t_1 \sim 8012.0$ ,  $t_2 \sim 8012.5$ , and  $t_3 \sim 8012.8$ . The last peak, covered by the MOA data, appears to be a caustic-crossing bump from its shape. Considering that caustic bumps appear in pairs, the bump at  $t_2$  would correspond to the U-shape region between a pair of caustic bumps arising after an uncovered bump generated by the source star's caustic entrance. The light-curve profile of the bump at  $t_1$  is rather smooth, suggesting that this bump would be produced by a source approach to a cusp of a caustic.

From modeling, we found two sets of solutions, one in the close-binary regime and the other in the wide-binary regime. The two solutions result from the well-known close–wide degeneracy, which was first mentioned by Griest & Safizadeh (1998) and later its origin was investigated by Dominik (1999) and An (2005). The binary lensing parameters are  $(s, q)_{\text{close}} \sim (0.36, 0.10)$  for the close solution, and  $(s, q)_{\text{wide}} \sim (3.20, 0.11)$  for the wide solution. The full lensing parameters of the individual solutions are presented in Table 3. It was found that the wide solution yields a better fit to the data than the close solution by  $\Delta\chi^2 = 33.4$ , which corresponds to  $\sqrt{\Delta\chi^2} = 5.8\sigma$  difference assuming a gaussian error distribution.

The lens-system configuration corresponding to the wide solution is shown in the inset of the lower panel in Figure 2. Because the lens is in the wide-binary regime, there are two sets of caustics according to this solution, and we present the region around the caustic through which the source passed. As expected, the bump at  $t_3$  was produced by the caustic exit of the source, and the bump at  $t_1$  was generated by the cusp approach of the source. According to the model, the source entered the caustic at HJD'  $\sim 8012.42$ , which could have been covered by the KMTS data if the sky had not been clouded out. Fortunately, the caustic exit was resolved by the 3 data points acquired from MOA observations, and this enables us to measure the normalized source radius of  $\rho \sim 0.8 \times 10^{-3}$ . The event time scale,  $t_E \sim 27$  days, is not long enough for us to securely measure the higher-order lensing parameters.

### 3.3. OGLE-2017-BLG-0614

The source star of the event OGLE-2017-BLG-0614, lying at the equatorial coordinates of (RA, DEC)<sub>J2000</sub> = (17:26:08.08, -30:17:46.14) and Galactic coordinates of  $(l, b) = (-3^\circ.430, 2^\circ.833)$ , is very faint, with a baseline magnitude of  $I_{\text{base}} = 20.04$ . The alert of the event was issued on 2017 April 23 (HJD'  $\sim 7867.4$ ) by the OGLE group at around the peak time of the light curve. There appeared to be a single anomalous point around the peak at HJD'  $\sim 7863$  in the OGLE data, but it was difficult to figure out its nature due to the lack of data covering the anomaly. The KMTNet group also found the event, labeled as KMT-2017-BLG-2209, from the post-season analysis, and found that the peak region was well covered by the data from the three KMTNet telescopes.

The light curve of OGLE-2017-BLG-0614 constructed by combining the OGLE and KMTNet data sets is displayed in Figure 3. It shows that there exist three smooth bumps around the peak region: a weak bump at  $t_1 \sim 7861.3$  and two relatively strong bumps at  $t_2 \sim 7863.5$  and  $t_3 \sim 7865.3$ . The single

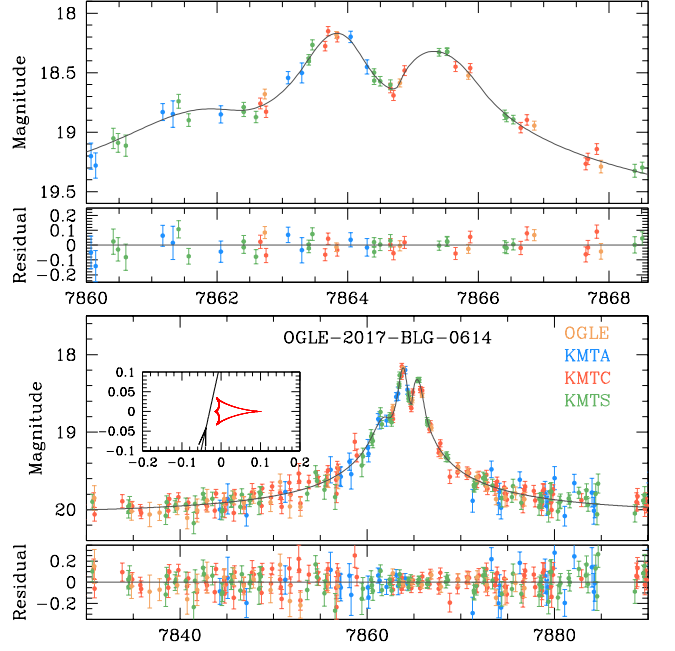


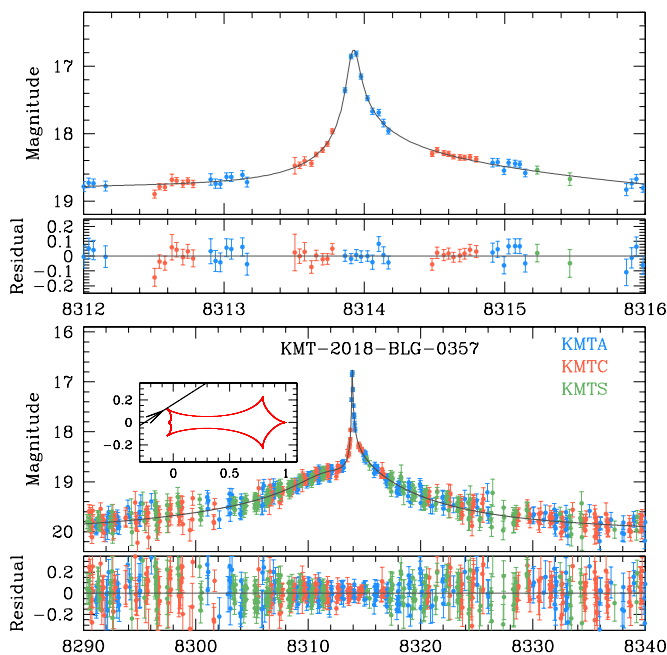
Fig. 3. Light curve and model of OGLE-2017-BLG-0614.

Table 4. Models of OGLE-2017-BLG-0614

Parameter	Close	Wide
$\chi^2/\text{dof}$	732.1/724	730.4/724
$t_0$ (HJD')	$7863.991 \pm 0.022$	$7863.991 \pm 0.023$
$u_0$	$0.028 \pm 0.004$	$0.029 \pm 0.003$
$t_E$ (days)	$40.64 \pm 4.70$	$39.82 \pm 4.09$
$s$	$0.533 \pm 0.016$	$1.842 \pm 0.073$
$q$	$0.049 \pm 0.006$	$0.050 \pm 0.006$
$\alpha$ (rad)	$1.802 \pm 0.020$	$1.788 \pm 0.021$
$\rho$ ( $10^{-3}$ )	–	–

anomalous OGLE data point corresponds to the peak of the second bump. In general, a caustic crossing produces a sharp spike feature, but the feature can be smooth if the source is substantially larger than the caustic. For OGLE-2017-BLG-0614, however, the source is likely to be a very faint star, meaning that the source is unlikely to be big enough to make caustic-crossing features smooth. This implies that all the three observed bumps are likely to be produced by the successive approaches of the source to three cusps of a caustic.

Modeling the light curve yielded two sets of solutions resulting from the close–wide degeneracy, with binary parameters of  $(s, q)_{\text{close}} \sim (0.53, 0.05)$  and  $(s, q)_{\text{wide}} \sim (1.84, 0.05)$  for the close and wide solutions, respectively. The full lensing parameters of the two solutions are listed in Table 4. The degeneracy between the two solutions is severe, and the wide model is preferred only by  $\Delta\chi^2 = 1.7$ . The lens system configuration for the wide solution is presented in the inset of the lower panel of Figure 3. We note that the configuration of the close solution is similar to it. According to the configuration, the bumps were produced by the successive approaches of the source to the three cusps of the caustic, as expected from the shapes of the bumps. These successive approaches were possible because the three cusps of the caustic lie on one side of the primary star due to the small mass ratio,  $q \sim 0.05$ , between the lens components. The strength of the bump varies depending on the combination of the strength of the cusp and the separation from the source. Because none of



**Fig. 4.** Light curve and model of KMT-2018-BLG-0357.

**Table 5.** Models of KMT-2018-BLG-0357

Parameter	Close	Wide
$\chi^2/\text{dof}$	1510.5/1483	1490.6/1483
$t_0$ (HJD')	$8313.012 \pm 0.079$	$8313.476 \pm 0.069$
$u_0$	$0.131 \pm 0.0159$	$0.138 \pm 0.013$
$t_E$ (days)	$28.25 \pm 2.27$	$26.70 \pm 2.19$
$s$	$0.672 \pm 0.012$	$1.461 \pm 0.033$
$q$	$0.094 \pm 0.009$	$0.111 \pm 0.009$
$\alpha$ (rad)	$2.472 \pm 0.027$	$2.574 \pm 0.028$
$\rho$ ( $10^{-3}$ )	$1.57 \pm 0.49$	$1.27 \pm 0.46$

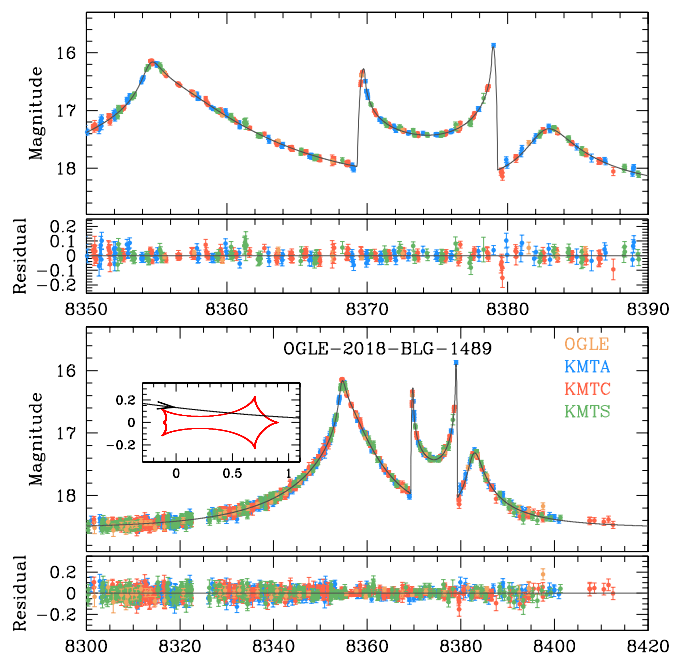
the bumps were produced by a caustic crossing, the normalized source radius could not be measured. Furthermore, the higher-order lensing parameters were difficult to be measured because the precision of the photometric data is not high enough to detect the subtle deviations induced by the higher-order effects.

### 3.4. KMT-2018-BLG-0357

The lensing event KMT-2018-BLG-0357 was observed solely by the KMTNet survey. The alert on the detection of the event was issued on 2018 July 30 (HJD'  $\sim$  8330) with the operation of the AlertFinder system of the KMTNet survey. The source, lying at (RA, DEC)<sub>J2000</sub> = (17:44:12.20, -33:36:23.18) and  $(l, b) = (-4^\circ.143, 2^\circ.180)$ , has a baseline magnitude of  $I_{\text{base}} = 19.92$ .

Figure 4 shows the light curve of the event constructed with the use of the three data sets from the KMTA, KMTC, and KMTS telescopes. It exhibits a strong short-term anomaly near the peak at around HJD'  $\sim$  8313.8. The central part of the anomaly was covered by the KMTA data set, and the peripheral parts on the rising and falling sides were covered by the KMTC data set. The anomaly exhibits a typical pattern arising when a source approaches or crosses the tip of a caustic cusp.

According to the models, the anomaly was produced by a binary containing a low-mass companion. We find two solutions with  $(s, q)_{\text{close}} \sim (0.67, 0.09)$  and  $(s, q)_{\text{wide}} \sim (1.46, 0.11)$ , be-



**Fig. 5.** Light curve and model of OGLE-2018-BLG-1489.

**Table 6.** Models of OGLE-2018-BLG-1489

Parameter	Standard	Higher order
$\chi^2/\text{dof}$	2094.2/2111	2039.6/2108
$t_0$ (HJD')	$8357.396 \pm 0.014$	$8359.221 \pm 0.047$
$u_0$	$0.139 \pm 0.001$	$0.132 \pm 0.001$
$t_E$ (days)	$25.99 \pm 0.04$	$26.48 \pm 0.17$
$s$	$1.414 \pm 0.001$	$1.436 \pm 0.006$
$q$	$0.097 \pm 0.001$	$0.103 \pm 0.002$
$\alpha$ (rad)	$3.262 \pm 0.002$	$3.257 \pm 0.004$
$\rho$ ( $10^{-3}$ )	$3.93 \pm 0.14$	$3.86 \pm 0.17$
$\pi_{E,N}$	–	$-0.059 \pm 0.51$
$\pi_{E,E}$	–	$-0.023 \pm 0.06$
$ds/dt$ ( $\text{yr}^{-1}$ )	–	$-0.72 \pm 0.16$
$d\alpha/dt$ ( $\text{rad yr}^{-1}$ )	–	$0.07 \pm 0.69$

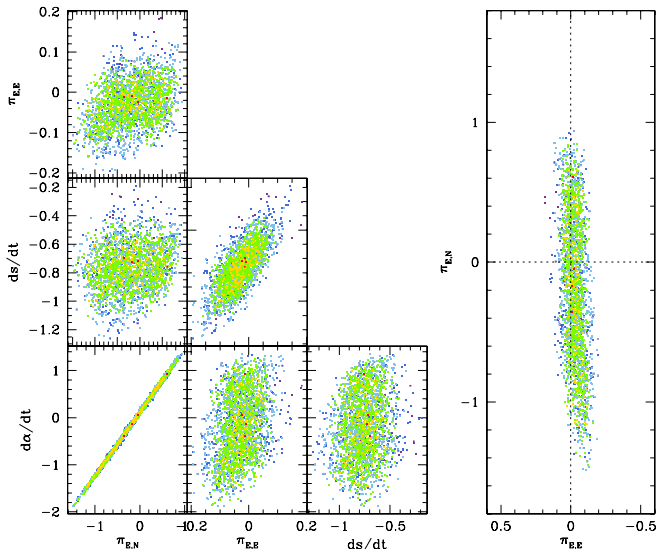
tween which the wide solution is preferred over the close solution by  $\Delta\chi^2 = 19.9$ . The full lensing parameters of the two solutions are listed in Table 5.

Considering that a short-term anomaly can be produced by a binary companion to the source (Gaudi 1998), we additionally conducted a binary-source modeling. From this, it is found that the binary-source interpretation of the anomaly is excluded with a strong statistical confidence of  $\Delta\chi^2 = 480$ .

In the inset of the lower panel in Figure 4, we present the lens-system configuration corresponding to the wide solution. It shows that the binary lens is in the intermediate regime with a single merged caustic, and the anomaly was produced by the source crossing over the tip of the off-axis cusp that is closer to the heavier lens component. The caustic crossing allows us to measure the normalized source radius of  $\rho \sim 1.3 \times 10^{-3}$ , although its uncertainty is fairly big.

### 3.5. OGLE-2018-BLG-1489

The lensing magnification of the event OGLE-2018-BLG-1489 occurred on a source lying at (RA, DEC)<sub>J2000</sub> = (17:45:46.60, -23:57:43.85), which correspond to  $(l, b) = (4^\circ.267, 2^\circ.559)$ .



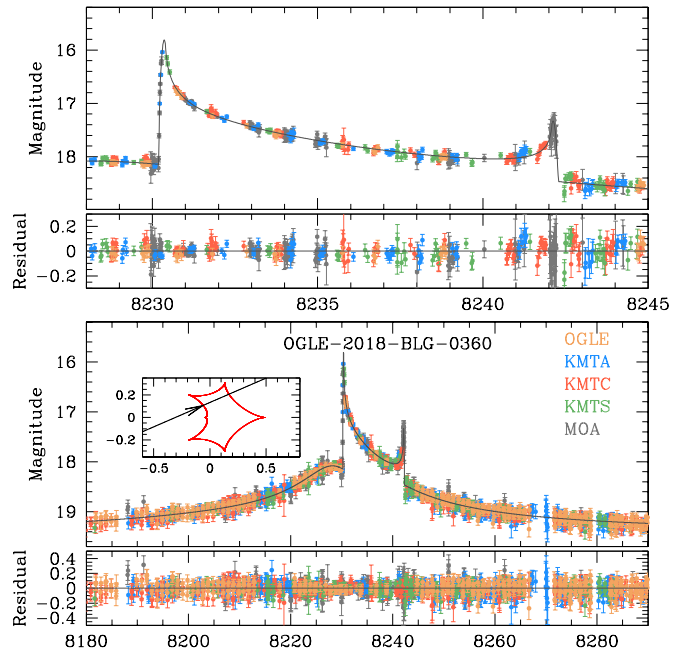
**Fig. 6.** Scatter plot of points in the MCMC chain on the planes of higher-order lensing parameters of the lensing event OGLE-2018-BLG-1489. The plot on the  $\pi_{E,E}-\pi_{E,N}$  parameter plane is separately presented in the right panel. The colors are set to indicate points with  $\leq 1\sigma$  (red),  $\leq 2\sigma$  (yellow),  $\leq 3\sigma$  (green),  $\leq 4\sigma$  (cyan), and  $\leq 5\sigma$  (blue).

The baseline magnitude of the source was  $I_{\text{base}} = 18.55$ . The event was first found by the OGLE group on 2018 August 12 (HJD'  $\sim 8343.4$ ) when the source flux was magnified by about 2.5 mag. The event was found independently by the KMTNet group, who labeled the event as KMT-2018-BLG-1534, from the post-season investigation of the data obtained during the 2018 season.

The light curve, shown in Figure 5, exhibits a complex pattern with four peaks: at HJD'  $\sim 8354.1$  ( $t_1$ ), 8369.7 ( $t_2$ ), 8378.7 ( $t_3$ ), and 8382.5 ( $t_4$ ). All the anomaly features were well delineated by the data from the KMTNet observations conducted with a 1-hour cadence using its three telescopes. From the sharp rise and fall of the light curve, it appears that the two peaks at  $t_2$  and  $t_3$  were produced by the caustic crossings of the source. On the other hand, from the smooth rising and declining of the light curve, it appears that the two peaks at  $t_1$  and  $t_4$  were produced by the cusp approaches. The rising part of the caustic entrance at  $t_2$  was partially resolved by the KMTC data, thus allowing the normalized source radius to be measured.

A 2L1S modeling of the light curve yielded a unique solution with binary parameters of  $(s, q) \sim (1.41, 0.1)$ . We list the full lensing parameters in Table 6. In the inset of the lower panel in Figure 5, we present the configuration of the lens system. It shows that the caustic is in the resonant regime, in which a single merged caustic is elongated along the binary axis. The source closely approached the upper left cusp at  $t_1$ , entered the caustic at  $t_2$ , exited the caustic at  $t_3$ , and then passed by the right on-axis cusp of the caustic. The measured value of the normalized source radius is  $\rho = (3.93 \pm 0.14) \times 10^{-3}$ .

Because the event was continuously covered with a relative good photometric precision, we checked whether the higher-order lensing parameters can be constrained. From an additional modeling, it was found that the consideration of the higher-order effects substantially improves the model fit by  $\Delta\chi^2 = 54.6$ . The lensing parameters obtained from this modeling are listed in Table 6. However, it was found that the uncertainties of the measured microlens-parallax parameters are large. In Figure 6,



**Fig. 7.** Light curve and model of OGLE-2018-BLG-0360.

we present the scatter plots of MCMC points on the planes of higher-order parameters. From the  $\pi_{E,E}-\pi_{E,N}$  plot, which is separately presented on the right side, it is found that the uncertainty of the north component of the parallax vector is substantial. In the higher-order modeling, we impose a restriction that the projected kinetic-to-potential energy ratio is less than  $(\text{KE}/\text{PE})_{\perp} \leq 0.8$ . The ratio is computed from the lensing parameters by

$$\left(\frac{\text{KE}}{\text{PE}}\right)_{\perp} = \frac{(a_{\perp}/\text{AU})}{8\pi^2(M/M_{\odot})} \left[ \left(\frac{1}{s} \frac{ds}{dt}\right)^2 + \left(\frac{d\alpha}{dt}\right)^2 \right]. \quad (1)$$

Here  $a_{\perp} = D_L \theta_E$  is the projected semi-major axis,  $M$  and  $D_L$  denote the mass and distance to the lens, respectively, which are related to the lensing parameters by

$$M = \frac{\theta_E}{\kappa\pi_E}; \quad D_L = \frac{\text{AU}}{\pi_E\theta_E + \pi_S}, \quad (2)$$

where  $\pi_E = (\pi_{E,N}^2 + \pi_{E,E}^2)^{1/2}$ ,  $\kappa = 4G/(c^2\text{AU})$ , and  $\pi_S = \text{AU}/D_S$  (Gould 2000). It is known that there exists a degeneracy between the parallax and orbital effects as discussed in detail by Skowron et al. (2011). From the combined facts that the region around  $(\pi_{E,E}, \pi_{E,N}) = (0, 0)$  is within  $2\sigma$  region from the best-fit model and that the orbital parameter  $|ds/dt| \sim 0.8$ , the improvement of the fit relative to the standard model is mostly ascribed to the lens-orbital effect rather than the microlens-parallax effect. Nevertheless, one component of the microlens parallax, i.e.,  $\pi_{E,E}$ , is well constrained.

### 3.6. OGLE-2018-BLG-0360

The source star of the lensing event OGLE-2018-BLG-0360 lies at the equatorial and Galactic coordinates of  $(\text{RA}, \text{DEC})_{\text{J2000}} = (17:52:01.26, -31:08:54.71)$  and  $(l, b) = (1^{\circ}.183, -2^{\circ}.326)$ , respectively. The baseline magnitude of the source is  $I_{\text{base}} = 19.28$ . The event was observed by all of the three currently operating microlensing surveys. The OGLE group first detected the event

**Table 7.** Model of OGLE-2018-BLG-0360

Parameter	Value
$\chi^2/\text{dof}$	3576.3/3569
$t_0$ (HJD')	$8230.867 \pm 0.048$
$u_0$	$0.122 \pm 0.002$
$t_E$ (days)	$47.63 \pm 0.78$
$s$	$1.056 \pm 0.003$
$q$	$0.063 \pm 0.002$
$\alpha$ (rad)	$2.732 \pm 0.010$
$\rho$ ( $10^{-3}$ )	$2.18 \pm 0.04$

on 2018 March 15 (HJD' = 8193.4), the MOA group, who labeled the event as MOA-2018-BLG-116, found it on 2018-04-22 (HJD' = 8231.4), and the KMTNet group identified the event, labeled as KMT-2018-BLG-2014, from the post-season investigation of the data.

Figure 7 shows the light curve of the event constructed by combining the data from the three survey experiments. It shows a characteristic pattern of a binary-lens event with two caustic-crossing spikes, for which the first spike at HJD'  $\sim$  8230 was covered by the combination of MOA, KMTA, and KMTS data sets, and the second one at HJD'  $\sim$  8242 was resolved by the MOA data set. In addition to these spikes, there is a weak bump at HJD'  $\sim$  8228.

Modeling the light curve yielded a unique solution with binary parameters of  $(s, q) \sim (1.06, 0.06)$ , indicating that the event was produced by a binary in an intermediate regime with a low-mass companion. We list the full lensing parameters in Table 7. The normalized source radius estimated from the analysis of the caustic-crossing parts is  $\rho = (2.18 \pm 0.04) \times 10^{-3}$ . According to the lens-system configuration, presented in the inset of the lower panel, the spikes were produced by the source crossings over the two folds of the 6-sided resonant caustic that are separated by consecutive off-axis cusps, and the weak bump was produced by the approach of the source close to the on-axis cusp near the host. From the modeling considering higher-order effects, it was found that the microlens parallax was difficult to be securely measured because of the moderate photometric precision of the data.

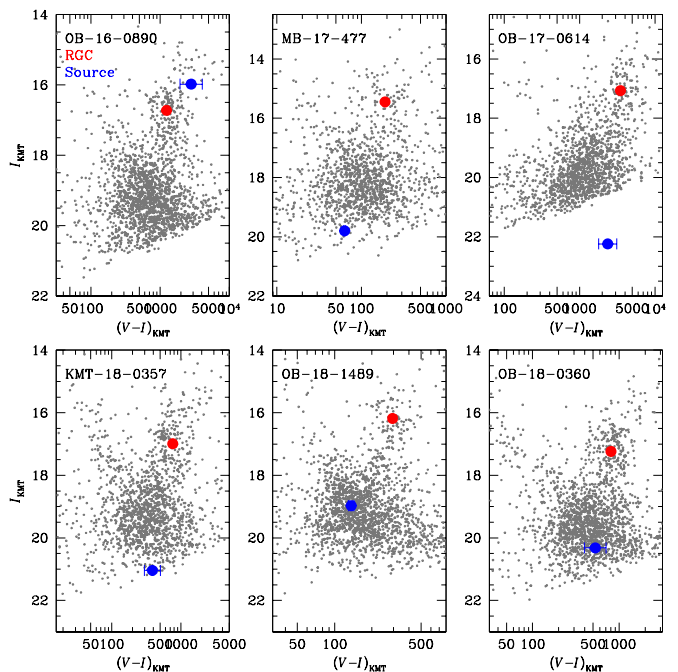
#### 4. Source stars and angular Einstein radii

For 5 out of 6 analyzed lensing events, the normalized source radii were securely measured from the deviations of the light curves affected by finite-source effects. In this section, we estimate the angular Einstein radii for these events. The value of  $\theta_E$  is estimated from the measured  $\rho$  value by

$$\theta_E = \frac{\theta_*}{\rho}, \quad (3)$$

where the angular source radius  $\theta_*$  is estimated from the color and brightness of the source. Although the Einstein radius cannot be measured for OGLE-2017-BLG-0614 because  $\rho$  value could not be measured, we estimate  $\theta_*$  for the full characterization of the event.

The angular source radius of each event was estimated from the  $V - I$  color and  $I$ -band magnitude. For the estimation of the reddening and extinction-corrected (dereddened) color and magnitude,  $(V - I)_{0,S}$ , from instrumental values, we apply the method of Yoo et al. (2004). In this method, the centroid of red giant clump (RGC), with known dereddened values of  $(V - I)_{0,RGC}$ , in the color-magnitude diagram (CMD) is used as



**Fig. 8.** Locations of the source stars (blue filled dots) of the individual events with respect to the centroids of red giant clump (red dot) in the instrumental color-magnitude diagrams constructed from the pyDIA photometry of KMTNet data.

a reference to convert instrumental color and magnitude  $(V - I, I)$  into  $(V - I, I)_{0,S}$ , that is,

$$(V - I, I)_{0,S} = (V - I, I)_{0,RGC} + [(V - I, I)_S - (V - I, I)_{RGC}]. \quad (4)$$

Here  $(V - I)_S$  and  $(V - I)_{RGC}$  denote the instrumental colors and magnitudes of the source and RGC, respectively, and thus the term in the bracket on the right side of Equation (4) indicates the offsets in color and magnitude of the source from the RGC centroid in the instrumental CMD. For this conversion, the dereddened color,  $(V - I)_{0,RGC} = 1.06$ , and magnitude of the RGC centroid were adopted from Bensby et al. (2013) and Nataf et al. (2013), respectively.

Figure 8 shows the instrumental CMDs of stars lying near the source stars of the individual events constructed with the use of the photometry data processed using the pyDIA (Albrow 2017) reductions of the KMTNet data. In each diagram, we mark the locations of the source and RGC, indicated by red and blue filled dots, respectively. The  $I$ - and  $V$ -band magnitudes of each source were measured from the regression of the photometry data in the individual passbands processed using the same pyDIA code with the variation of the lensing magnification. In Table 8, we summarize the values of  $(V - I, I)_S$ ,  $(V - I, I)_{RGC}$ ,  $I_{RGC}$ , and  $(V - I, I)_{0,S}$  for the individual events. According to the estimated values of  $(V - I, I)_{0,S}$ , it is found that the source of OGLE-2016-BLG-0890 is a K-type giant, and those of the other events are main-sequence stars with spectral types ranging from G to K. We then converted  $V - I$  into  $V - K$  using the color-color relations of Bessell & Brett (1988) and then derived  $\theta_*$  from the Kervella et al. (2004) relation between  $(V - K, V)$  and  $\theta_*$ . The estimated source radii of the individual events are listed in the last column of Table 8.

With the measured source radii, the angular Einstein radii of the events were estimated using the relation in Equation (3). With the measured event time scale, the relative proper motion



**Table 8.** Properties of source stars

Events	$(V - I, I)_S$	$(V - I, I)_{\text{RGC}}$	$I_{0,\text{RGC}}$	$(V - I, I)_{0,S}$	$\theta_*$ ( $\mu\text{as}$ )
OGLE-2016-BLG-0890	$(3.45 \pm 0.16, 15.979 \pm 0.001)$	$(3.09, 16.725)$	14.573	$(1.42 \pm 0.16, 13.827 \pm 0.001)$	$10.35 \pm 1.82$
MOA-2017-BLG-477	$(1.80 \pm 0.01, 19.800 \pm 0.005)$	$(2.28, 15.448)$	14.332	$(0.58 \pm 0.10, 18.684 \pm 0.005)$	$0.50 \pm 0.04$
OGLE-2017-BLG-0614	$(3.37 \pm 0.12, 22.242 \pm 0.005)$	$(3.54, 17.067)$	14.596	$(0.89 \pm 0.12, 19.771 \pm 0.005)$	$0.43 \pm 0.06$
KMT-2018-BLG-0357	$(2.59 \pm 0.12, 21.040 \pm 0.011)$	$(2.88, 16.993)$	14.372	$(0.77 \pm 0.12, 18.423 \pm 0.011)$	$0.69 \pm 0.09$
OGLE-2018-BLG-1489	$(2.14 \pm 0.02, 18.970 \pm 0.003)$	$(2.47, 16.182)$	14.322	$(0.73 \pm 0.02, 17.110 \pm 1.003)$	$1.36 \pm 0.10$
OGLE-2018-BLG-0360	$(2.73 \pm 9.13, 20.319 \pm 0.008)$	$(2.91, 17.238)$	14.512	$(0.88 \pm 0.13, 17.593 \pm 0.008)$	$1.15 \pm 0.30$

Notes.  $(V - I)_{0,\text{RGC}} = 1.06$

**Table 9.** Einstein radius and proper motion

Event	$\theta_E$ (mas)	$\mu$ (mas yr <sup>-1</sup> )
OGLE-2016-BLG-0890	$0.26 \pm 0.05$	$6.30 \pm 1.12$
MOA-2017-BLG-477	$0.67 \pm 0.06$	$9.33 \pm 0.83$
OGLE-2017-BLG-0614	–	–
KMT-2018-BLG-0357	$0.57 \pm 0.08$	$7.52 \pm 1.05$
OGLE-2018-BLG-1489	$0.36 \pm 0.03$	$4.89 \pm 0.36$
OGLE-2018-BLG-0360	$0.53 \pm 0.08$	$4.12 \pm 0.59$

between the lens and source was estimated by

$$\mu = \frac{\theta_E}{t_E}. \quad (5)$$

In Table 9, we list the estimated values of  $\theta_E$  and  $\mu$  of the individual events. In the cases of the events MOA-2017-BLG-477 and KMT-2018-BLG-0357, for which two models were presented, we present  $\theta_E$  and  $\mu$  values estimated from the wide models, which yield better fits over the corresponding close solutions with significant confidence levels of  $\Delta\chi^2 = 33.4$  and 19.9, respectively. It was found that the Einstein radii of the events lie in the range of [0.26–0.67] mas, and the proper motions are in the range of [4.1–9.3] mas yr<sup>-1</sup>.

## 5. Physical lens properties

In addition to the basic observable of  $t_E$ , unique determinations of the lens mass and distance require one to additionally measure two extra observables of  $\theta_E$  and  $\pi_E$  by the relation given in Equation (2). For all events except OGLE-2018-BLG-1489, the microlens-parallax could not be measured, and even for OGLE-2018-BLG-1489, the uncertainty of the measured  $\pi_E$  is very big, as shown in Figure 6. As a result, it is difficult to uniquely determine  $M$  and  $D_L$  from the relations in Equation (2). Although the  $\pi_E$  constraint is either unavailable or weak, one can still constrain the physical lens parameters using the other observables with the use of a Galactic model defining the distributions of mass density, motion, and mass function of Galactic objects. For these constraints, we conduct Bayesian analyses of the individual events.

The Bayesian analyses were done according to the following procedure. In the first step, we generated a large number ( $6 \times 10^6$ ) of artificial lensing events. For the individual events, their physical parameters of the lens mass  $M$ , distances to the lens  $D_L$  and source  $D_S$ , and lens-source transverse velocity  $v_\perp$  were assigned from the Monte Carlo simulation conducted with the use of a Galactic model. In the simulation, we adopted the Jung et al. (2021) Galactic model. For the mass density distribution, the Galactic model uses the Robin et al. (2003) disk model and Han & Gould (2003) bulge model. For the kinematic distribution of disk objects, the model uses the modified version

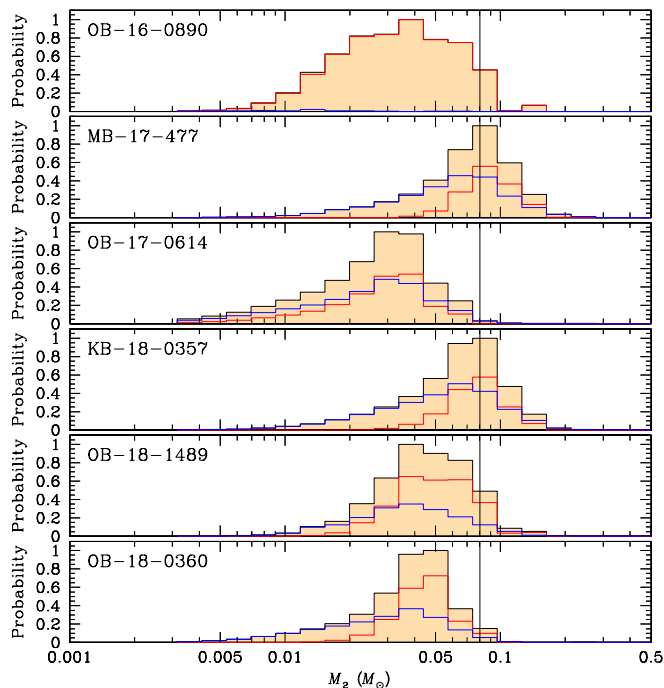
of the Han & Gould (1995) model, in which the original version based on the double-exponential disk model was modified to reconcile it with the the Robin et al. (2003) density distribution. For the kinematic distribution of bulge objects, the model was constructed based on the proper motions of stars in the Gaia catalog (Gaia Collaboration 2016, 2018). For the mass functions of bulge and disk populations, the Galactic model adopted the initial mass function and the present-day mass function of Chabrier (2003), respectively. See Jung et al. (2021) for details of the Galactic model.

In the second step, we constructed the posterior distributions of the physical lens parameters. For this, we first computed event time scales and Einstein radii of the artificial events produced by the simulation as  $t_{E,i} = D_L \theta_{E,i} / v_\perp$  and  $\theta_{E,i} = (\kappa M \pi_{\text{rel}})^{1/2}$ , respectively. Then, the Bayesian posteriors of each lensing event are constructed by assigning a weight for each artificial event as  $w_i = \exp(-\chi^2/2)$ . Here  $\chi^2 = (t_{E,i} - t_E)^2 / [\sigma(t_E)]^2 + (\theta_{E,i} - \theta_E)^2 / [\sigma(\theta_E)]^2$ , where  $[t_E, \sigma(t_E)]$  and  $[\theta_E, \sigma(\theta_E)]$  are the measured values of  $t_E$  and  $\theta_E$  and their uncertainties, respectively. We note that only  $t_E$  is measured for OGLE-2017-BLG-0614, while both observables of  $t_E$  and  $\theta_E$  are measured for the other events. In the case of OGLE-2018-BLG-1489, for which the model with higher-order effects is better than the standard model with  $\Delta\chi^2 = 54.6$ , we impose an additional constraint of  $\pi_E$  given by the covariance matrix of the parallax ellipse presented in Figure 6. In the cases of the events MOA-2017-BLG-477 and KMT-2018-BLG-0357, for which the wide solutions are favored over the close solutions with significant statistical confidence, we conduct Bayesian analyses for the wide solutions. In the case of OGLE-2017-0614, for which the degeneracy is very severe, we carry out Bayesian analysis for both the close and wide solutions. The source star of OGLE-2016-BLG-0890 is bright, and thus it is registered in the Gaia catalog. In this case, we use the additional constraint of the source proper motion,  $(\mu_E, \mu_N) = (-5.170 \pm 0.180, -11.385 \pm 0.123)$  mas yr<sup>-1</sup>, in the Bayesian analysis.

Figures 9 and 10 show the posterior distributions of the companion lens mass and the distance to the lens systems for the individual lensing events, respectively. For each distribution, the blue and red curves represent the contributions by the disk and bulge lens populations, respectively, and the black curve is sum of the contributions from the two lens populations. In Table 10, we summarize the values of  $M_1$ ,  $M_2$ ,  $D_L$ , and  $a_\perp$ , for which the median values are listed as representative values, the uncertainties are estimated as the 16% and 84% of the posterior distributions, and  $a_\perp = s D_L \theta_E$  represents the projected separation between the binary lens components. Also presented in the table are the probabilities for the individual events that the lens companions are BD ( $P_{\text{BD}}$ ), star ( $P_{\text{star}}$ ), or planet ( $P_{\text{planet}}$ ) and disk ( $P_{\text{disk}}$ ) or bulge ( $P_{\text{bulge}}$ ) members. According to the posteriors of  $M_2$ , the probabilities for the lens companions of the events OGLE-2016-BLG-0890, OGLE-2017-BLG-0614, OGLE-2018-

**Table 10.** Physical lens parameters

Events	$M_1$ ( $M_\odot$ )	$M_2$ ( $M_\odot$ )	$D_L$ (kpc)	$a_\perp$ (AU)	$P_{BD}$ (%)	$P_{star}$ (%)	$P_{planet}$ (%)	$P_{disk}$ (%)	$P_{bulge}$ (%)
OGLE-2016-BLG-0890	$0.40^{+0.35}_{-0.20}$	$0.038^{+0.033}_{-0.020}$	$7.4^{+0.8}_{-1.1}$	$3.5^{+0.4}_{-0.4}$	86	5	9	1	99
MOA-2017-BLG-477 (wide)	$0.74^{+0.33}_{-0.36}$	$0.085^{+0.040}_{-0.041}$	$5.0^{+1.0}_{-1.4}$	$10.5^{+2.0}_{-3.0}$	61	37	2	62	38
OGLE-2017-BLG-0614 (close)	$0.64^{+0.38}_{-0.37}$	$0.031^{+0.019}_{-0.018}$	$6.4^{+1.6}_{-2.4}$	$1.8^{+0.4}_{-0.7}$	81	1	18	53	47
(wide)	–	$0.032^{+0.019}_{-0.018}$	–	$6.0^{+1.5}_{-2.3}$	–	–	–	–	–
KMT-2018-BLG-0357 (wide)	$0.68^{+0.34}_{-0.34}$	$0.075^{+0.035}_{-0.036}$	$6.2^{+1.2}_{-1.7}$	$5.0^{+1.0}_{-1.3}$	69	28	3	62	38
OGLE-2018-BLG-1489	$0.48^{+0.32}_{-0.19}$	$0.050^{+0.031}_{-0.020}$	$6.5^{+0.9}_{-1.0}$	$3.5^{+0.5}_{-0.5}$	89	9	2	39	61
OGLE-2018-BLG-0360	$0.72^{+0.31}_{-0.35}$	$0.045^{+0.019}_{-0.021}$	$6.4^{+0.1}_{-1.6}$	$3.6^{+0.6}_{-0.9}$	90	2	8	49	51

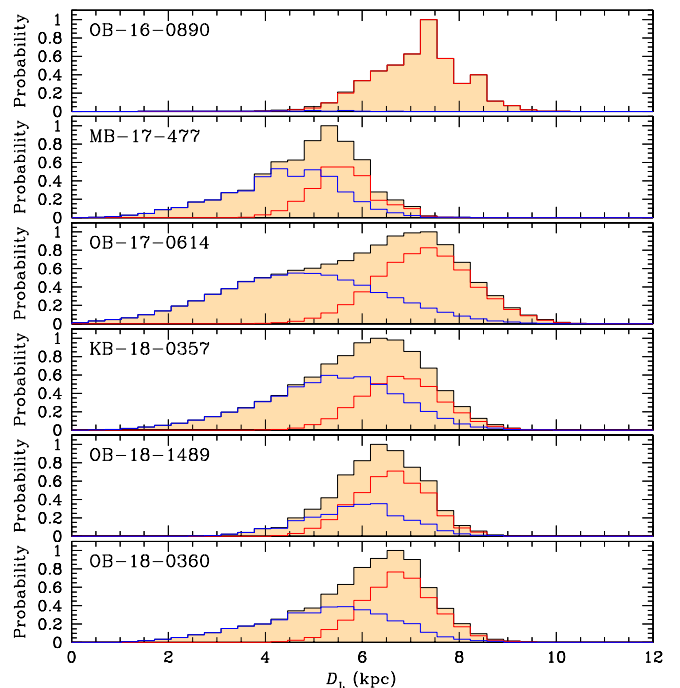


**Fig. 9.** Bayesian posterior for the companion masses of the binary lenses. The solid vertical line in each panel represents the mass boundary between a brown dwarf and a star. The blue and red curves represent the contributions by the disk and bulge lens populations, respectively, and the black curve is the sum of the contributions.

BLG-1489, and OGLE-2018-BLG-0360 to be in the BD mass regime of  $[0.012 - 0.08] M_\odot$  are very high with  $P_{BD} > 80\%$ . For MOA-2017-BLG-477 and KMT-2018-BLG-0357, the probabilities are  $P_{BD} = 61\%$  and  $69\%$ , respectively, and one cannot completely rule out the possibility that the companions of the lenses are very low-mass stars. In our Bayesian analyses, we assume that the primary and companion follow the same mass function. If the number of companions in the BD regime declines compared to the mass function of the primary, that is, brown-dwarf desert, for example, [Grether & Lineweaver \(2006\)](#), the BD probability  $P_{BD}$  would be less than the presented probabilities.

## 6. Summary and conclusion

We investigated the microlensing survey data collected during the 2016–2018 seasons with the aim of finding microlensing binaries containing BD companions. In order to sort out BD-companion binary-lens events, we conducted modeling of all lensing events detected during the seasons with lensing



**Fig. 10.** Bayesian posterior for the distances to the lens systems. Notations are same as those in Fig. 9.

light curves exhibiting anomaly features that were likely to be produced by binary lenses, and then applied the criterion that the companion-to-primary mass ratio was less than 0.1. From this procedure, we found 6 candidate BD binary events including OGLE-2016-BLG-0890, MOA-2017-BLG-477, OGLE-2017-BLG-0614, KMT-2018-BLG-0357, OGLE-2018-BLG-1489, and OGLE-2018-BLG-0360, for which analyses had not been presented before.

For the identified candidate events, we conducted detailed modeling using optimized photometry data and checked possible degenerate interpretations caused by various types of degeneracies. We also checked the feasibility of detecting higher-order effects. We presented the solutions of the individual events and the corresponding lens-system configurations.

According to the estimated masses of the binary companions, we found that the probabilities for the lens companions of the events OGLE-2016-BLG-0890, OGLE-2017-BLG-0614, OGLE-2018-BLG-1489, and OGLE-2018-BLG-0360 to be in the BD mass regime were very high. For the companions of the events MOA-2017-BLG-477 and KMT-2018-BLG-0357, it was found that the median masses were near the star-BD boundary,

and thus the possibilities that the companions of the lenses were very low-mass stars could not be completely ruled out.

*Acknowledgements.* Work by C.H. was supported by the grants of National Research Foundation of Korea (2020R1A4A2002885 and 2019R1A2C2085965). This research has made use of the KMTNet system operated by the Korea Astronomy and Space Science Institute (KASI) and the data were obtained at three host sites of CTIO in Chile, SAAO in South Africa, and SSO in Australia. The MOA project is supported by JSPS KAKENHI Grant Number JSPS24253004, JSPS26247023, JSPS23340064, JSPS15H00781, JP16H06287, and JP17H02871. J.C.Y. acknowledges support from NSF Grant No. AST-2108414. W.Z. and H.Y. acknowledge support by the National Science Foundation of China (Grant No. 12133005). C.R. was supported by the Research fellowship of the Alexander von Humboldt Foundation.

## References

- Albrow, M., Horne, K., Bramich, D. M., et al. 2009, *MNRAS*, 397, 2099
- An, J. H. 2005, *MNRAS*, 356, 1409
- Albrow, M. 2017, MichaelDAIbrow/pyDIA: Initial Release on Github, Version 1.0.0, Zenodo, doi:10.5281/zenodo.268049
- Albrow, M. D., Beaulieu, J.-P., Caldwell, J. A. R., et al. 2000, *ApJ*, 534, 894
- Alcock, C., Aillsman, R. A., Axelrod, T. S., et al. 1996, *ApJ*, 461, 84
- An, J. H. 2005, *MNRAS*, 356, 1409
- An, J. H., & Han, C. 2002, *ApJ*, 573, 351
- Aubourg, E., Bareyre, P., Brehin, S., et al. 1995, *A&A*, 301, 1
- Bennett, D. P., & Rhie, S. H. 1996, *ApJ*, 472, 660
- Bensby, T. Yee, J. C., Feltzing, S. et al. 2013, *A&A*, 549, A147
- Bessell, M. S., & Brett, J. M. 1988, *PASP*, 100, 1134
- Bond, I. A., Abe, F., Dodd, R. J., et al. 2001, *MNRAS*, 327, 868
- Cassan, A. 2008, *A&A*, 491, 587
- Chabrier, G. 2003, *PASP*, 115, 763
- Chung, S.-J., Gould, A., Skowron, J., et al. 2019, *ApJ*, 871, 179
- Di Stefano, R., & Mao, S. 1996, *ApJ*, 457, 93
- Dominik, M. 1999, *A&A*, 349, 108
- Erdl, H., & Schneider, P. 1993, *A&A*, 268, 453
- Gaia Collaboration, Prusti, T., de Bruijne, J. H. J., et al. 2016, *A&A*, 595, A1
- Gaia Collaboration, Brown, A. G. A., Vallenari, A., et al. 2018, *A&A*, 616, A1
- Gaudi, B. S. 1998, *ApJ*, 506, 533
- Gould, A. 1992, *ApJ*, 392, 442
- Gould, A. 2000, *ApJ*, 542, 785
- Gould, A. & Loeb, A. 1992, *ApJ*, 396, 104
- Gould, A., Jung, Y.K., Hwang, K.-H., et al., 2022, *JKAS*, submitted, [arXiv:2204.03269](https://arxiv.org/abs/2204.03269)
- Grether, D., & Lineweaver, C. H. 2006, *ApJ*, 640, 1051
- Griest, K., & Safizadeh, N. 1998, *ApJ*, 500, 37
- Han, C., Bond, I. A., Udalski, A., et al. 2019, *ApJ*, 876, 81
- Han, C., & Gould, A. 2003, *ApJ*, 592, 172
- Han, C., & Gould, A. 1995, *ApJ*, 447, 53
- Han, C., Gould, A., Bond, I. A., et al. 2022, *A&A*, 662, A70
- Han, C., Lee, C.-U., Ryu, Y.-H., et al. 2021a, *A&A*, 649, A91
- Han, C., Lee, C.-U., Udalski, A., et al. 2020a, *AJ*, 159, 134
- Han, C., Kim, D., Udalski, A., et al. 2020b, *AJ*, 160, 64
- Han, C., Udalski, A., Kim, D. et al. 2020c, *A&A*, 642, A110
- Han, C., Udalski, A., Kim, D. et al. 2021b, *A&A*, 655, A21
- Herald, A., Udalski, A., Bozza, A., et al. 2022, *A&A*, in press, [arXiv:2203.04034](https://arxiv.org/abs/2203.04034)
- Jung, Y. K., Han, C., Udalski, A., et al. 2021, *AJ*, 161, 293
- Jung, Y. K., Udalski, A., Gould, A., et al. 2018, *AJ*, 155, 219
- Jung, Y. K., Udalski, A., Yee, J. C., et al. 2017, *AJ*, 153, 129
- Kervella, P., Thévenin, F., Di Folco, E., & Ségransan, D. 2004, *A&A*, 426, 29
- Kim, D.-J., Kim, H.-W., Hwang, K.-H., et al. 2018a, *AJ*, 155, 76
- Kim, H.-W., Hwang, K.-H., Shvartzvald, Y., et al. 2018b, [arXiv:1806.07545](https://arxiv.org/abs/1806.07545)
- Kim, S.-L., Lee, C.-U., Park, B.-G., et al. 2016, *JKAS*, 49, 37
- Mao, S., & Paczyński, Bohdan 1991, *ApJ*, 374, L37
- Miyazaki, S., Sumi, T., Bennett, D. P., et al. 2018, *AJ*, 156, 136
- Nataf, D. M., Gould, A., Fouqué, P. et al. 2013, *ApJ*, 769, 88
- Paczynski, B. 1986, *ApJ*, 304, 1
- Robin, A. C., Reylé, C., Derrière, S., & Picaud, S. 2003, *A&A*, 409, 523
- Shvartzvald, Y., Yee, J. C., Skowron, J., et al. 2019, *AJ*, 157, 106
- Skowron, J., Udalski, A., Gould, A., et al. 2011, *ApJ*, 738, 87
- Udalski, A. 2003, *Acta Astron.*, 53, 291
- Udalski, A., Szymański, M. K., & Szymański, G. 2015, *Acta Astron.*, 65, 1
- Udalski, A., Szymański, M., Kaczyński, J., Kubiak, M., Krzemiński, W., Mateo, M., Preston, G. W., & Paczyński, B. 1993, *Acta Astron.*, 43, 289
- Woźniak, P. R. 2000, *Acta Astron.*, 50, 421
- Yee, J. C., Shvartzvald, Y., Gal-Yam, A., et al. 2012, *ApJ*, 755, 102
- Yoo, J., DePoy, D.L., Gal-Yam, A. et al. 2004, *ApJ*, 603, 139

- 1 Department of Physics, Chungbuk National University, Cheongju 28644, Republic of Korea,
- 2 Korea Astronomy and Space Science Institute, Daejeon 34055, Republic of Korea
- 3 Department of Earth and Space Science, Graduate School of Science, Osaka University, Toyonaka, Osaka 560-0043, Japan
- 4 Dipartimento di Fisica "E. R. Caianiello", Università di Salerno, Via Giovanni Paolo II, 84084 Fisciano (SA), Italy
- 5 Istituto Nazionale di Fisica Nucleare, Sezione di Napoli, Via Cintia, 80126 Napoli, Italy
- 6 University of Canterbury, Department of Physics and Astronomy, Private Bag 4800, Christchurch 8020, New Zealand
- 7 Department of Astronomy, Tsinghua University, Beijing 100084, China
- 8 Astronomical Observatory, University of Warsaw, Al. Ujazdowskie 4, 00-478 Warszawa, Poland
- 9 Institute of Natural and Mathematical Science, Massey University, Auckland 0745, New Zealand
- 10 Max-Planck-Institute for Astronomy, Königstuhl 17, 69117 Heidelberg, Germany
- 11 Department of Astronomy, Ohio State University, 140 W. 18th Ave., Columbus, OH 43210, USA
- 12 Department of Particle Physics and Astrophysics, Weizmann Institute of Science, Rehovot 76100, Israel
- 13 School of Space Research, Kyung Hee University, Yongin, Gyeonggi 17104, Republic of Korea
- 14 Korea University of Science and Technology, Korea, (UST), 217 Gajeong-ro, Yuseong-gu, Daejeon, 34113, Republic of Korea
- 15 Center for Astrophysics | Harvard & Smithsonian, 60 Garden St., Cambridge, MA 02138, USA
- 16 Department of Physics, University of Warwick, Gibbet Hill Road, Coventry, CV4 7AL, UK
- 17 Institute for Space-Earth Environmental Research, Nagoya University, Nagoya 464-8601, Japan
- 18 Code 667, NASA Goddard Space Flight Center, Greenbelt, MD 20771, USA
- 19 Department of Astronomy, University of Maryland, College Park, MD 20742, USA
- 20 Department of Earth and Planetary Science, Graduate School of Science, The University of Tokyo, 7-3-1 Hongo, Bunkyo-ku, Tokyo 113-0033, Japan
- 21 Instituto de Astrofísica de Canarias, Vía Láctea s/n, E-38205 La Laguna, Tenerife, Spain
- 22 Department of Physics, The Catholic University of America, Washington, DC 20064, USA
- 23 Department of Astronomy, Graduate School of Science, The University of Tokyo, 7-3-1 Hongo, Bunkyo-ku, Tokyo 113-0033, Japan
- 24 Zentrum für Astronomie der Universität Heidelberg, Astronomisches Rechen-Institut, Mönchhofstr. 12-14, 69120 Heidelberg, Germany
- 25 Department of Physics, University of Auckland, Private Bag 92019, Auckland, New Zealand
- 26 University of Canterbury Mt. John Observatory, P.O. Box 56, Lake Tekapo 8770, New Zealand