

---

---

Submitted to the Proceedings of the US Community Study  
on the Future of Particle Physics (Snowmass 2021)

---

---

# A Spectroscopic Road Map for Cosmic Frontier: DESI, DESI-II, Stage-5

## PRINCIPAL AUTHORS

David J. Schlegel<sup>1</sup>, Simone Ferraro<sup>1</sup>,  
Greg Aldering<sup>1</sup>, Charles Baltay<sup>2</sup>, Segev BenZvi<sup>3</sup>, Robert Besuner<sup>1</sup>, Guillermo A. Blanc<sup>4</sup>,  
Adam S. Bolton<sup>5</sup>, Ana Bonaca<sup>4</sup>, David Brooks<sup>6</sup>, Elizabeth Buckley-Geer<sup>7</sup>, Zheng Cai<sup>8</sup>,  
Joseph DeRose<sup>1</sup>, Arjun Dey<sup>5</sup>, Peter Doel<sup>6</sup>, Alex Drlica-Wagner<sup>7</sup>, Xiaohui Fan<sup>9</sup>, Gaston  
Gutierrez<sup>7</sup>, Daniel Green<sup>10</sup>, Julien Guy<sup>1</sup>, Dragan Huterer<sup>11</sup>, Leopoldo Infante<sup>4</sup>, Patrick  
Jelinsky<sup>12</sup>, Dionysios Karagiannis<sup>13</sup>, Stephen M. Kent<sup>7</sup>, Alex G. Kim<sup>1</sup>, Jean-Paul Kneib<sup>14</sup>,  
Juna A. Kollmeier<sup>4,15</sup>, Anthony Kremin<sup>1</sup>, Ofer Lahav<sup>6</sup>, Martin Landriau<sup>1</sup>, Dustin Lang<sup>16</sup>,  
Alexie Leauthaud<sup>17</sup>, Michael E. Levi<sup>1</sup>, Eric V. Linder<sup>12</sup>, Christophe Magneville<sup>18</sup>, Paul  
Martini<sup>19</sup>, Patrick McDonald<sup>1</sup>, Christopher J. Miller<sup>11</sup>, Adam D. Myers<sup>20</sup>, Jeffrey A.  
Newman<sup>21</sup>, Peter E. Nugent<sup>1</sup>, Nathalie Palanque-Delabrouille<sup>1,18</sup>, Nikhil Padmanabhan<sup>2</sup>,  
Antonella Palmese<sup>22,23,1</sup>, Claire Poppett<sup>12</sup>, Jason X. Prochaska<sup>17</sup>, Anand Raichoor<sup>1</sup>, Solange  
Ramirez<sup>4</sup>, Noah Sailer<sup>1,22</sup>, Emmanuel Schaan<sup>24,25</sup>, Michael Schubnell<sup>11</sup>, Uros Seljak<sup>1,22,26</sup>,  
Hee-Jong Seo<sup>27</sup>, Joseph Silber<sup>1</sup>, Joshua D. Simon<sup>4</sup>, Zachary Slepian<sup>28</sup>, Marcelle  
Soares-Santos<sup>11</sup>, Greg Tarlé<sup>11</sup>, Monica Valluri<sup>29</sup>, Noah J. Weaverdyck<sup>1</sup>, Risa H.  
Wechsler<sup>24,30,25</sup>, Martin White<sup>1,26,22</sup>, Christophe Yèche<sup>18</sup>, Rongpu Zhou<sup>1</sup>

## ENDORSERS

Douglas Finkbeiner<sup>31</sup>, Satya Gontcho A Gontcho<sup>1</sup>, John Moustakas<sup>32</sup>, Ashley J. Ross<sup>19</sup>,  
Lado Samushia<sup>33</sup>, Dennis Zaritsky<sup>9</sup>

<sup>1</sup> Lawrence Berkeley National Laboratory, Berkeley, CA 94720

<sup>2</sup> Department of Physics, Yale University, New Haven, CT 06520

<sup>3</sup> Department of Physics and Astronomy, University of Rochester, 500 Joseph C. Wilson  
Boulevard, Rochester, NY 14627, USA

<sup>4</sup> The Observatories of the Carnegie Institution for Science, 813 Santa Barbara St., Pasadena,  
CA 91101, USA

<sup>5</sup> NSF's NOIRLab, 950 N. Cherry Ave., Tucson, AZ 85719 USA

- <sup>6</sup> University College London, WC1E 6BT London, United Kingdom
- <sup>7</sup> Fermi National Accelerator Laboratory, Batavia, IL 60510
- <sup>8</sup> Department of Astronomy, Tsinghua University, Beijing 100084, P R China
- <sup>9</sup> Department of Astronomy/Steward Observatory, University of Arizona, Tucson, AZ 85721
- <sup>10</sup> University of California San Diego, La Jolla, CA 92093
- <sup>11</sup> Department of Physics, University of Michigan, 450 Church St, Ann Arbor, MI 48109
- <sup>12</sup> Space Sciences Laboratory, University of California Berkeley, Berkeley, CA 94720, USA
- <sup>13</sup> Department of Physics & Astronomy, University of the Western Cape, Cape Town 7535, South Africa
- <sup>14</sup> Institute of Physics, Laboratory of Astrophysics, Ecole Polytechnique Fédérale de Lausanne (EPFL), Observatoire de Sauverny, 1290 Versoix, Switzerland
- <sup>15</sup> Canadian Institute for Theoretical Astrophysics, 60 St. George St., Toronto Canada
- <sup>16</sup> Perimeter Institute, Waterloo, Ontario N2L 2Y5, Canada
- <sup>17</sup> University of California at Santa Cruz, Santa Cruz, CA 95064
- <sup>18</sup> IRFU, CEA, Université Paris-Saclay, F-91191 Gif-sur-Yvette, France
- <sup>19</sup> The Ohio State University, Columbus, OH 43212
- <sup>20</sup> Department of Physics and Astronomy, University of Wyoming, Laramie, WY 82071, USA
- <sup>21</sup> University of Pittsburgh and PITT PACC, Pittsburgh, PA 15260
- <sup>22</sup> Department of Physics, University of California Berkeley, Berkeley, CA 94720, USA
- <sup>23</sup> NASA Einstein Fellow
- <sup>24</sup> Kavli Institute for Particle Astrophysics and Cosmology, Stanford University and SLAC, Stanford, CA 94305
- <sup>25</sup> SLAC National Accelerator Laboratory, Menlo Park, CA 94025
- <sup>26</sup> Department of Astronomy, University of California Berkeley, Berkeley, CA 94720, USA
- <sup>27</sup> Department of Physics and Astronomy, Ohio University, Clippinger Labs, Athens, OH 45701, USA
- <sup>28</sup> University of Florida, Gainesville, FL 32611
- <sup>29</sup> Department of Astronomy, University of Michigan, 1085 S. University Ave, Ann Arbor, MI 48109
- <sup>30</sup> Department of Physics, Stanford University, Stanford, CA 94305
- <sup>31</sup> Harvard-Smithsonian Center for Astrophysics, Cambridge, MA 02138
- <sup>32</sup> Siena College, Department of Physics & Astronomy, 515 Loudon Road, Loudonville, NY 12211, USA
- <sup>33</sup> Kansas State University, Manhattan, KS 66506

## ABSTRACT

In this white paper, we present an experimental road map for spectroscopic experiments beyond DESI. DESI will be a transformative cosmological survey in the 2020s, mapping 40 million galaxies and quasars and capturing a significant fraction of the available linear modes up to  $z = 1.2$ . DESI-II will pilot observations of galaxies both at much higher densities and extending to higher redshifts. A Stage-5 experiment would build out those high-density and high-redshift observations, mapping hundreds of millions of stars and galaxies in three dimen-

sions, to address the problems of inflation, dark energy, light relativistic species, and dark matter. These spectroscopic data will also complement the next generation of weak lensing, line intensity mapping and CMB experiments and allow them to reach their full potential.

## 1 Introduction

Optical spectroscopy has been a cornerstone of modern cosmology experiments for the past 30 years, with multi-fiber spectroscopy greatly accelerating this reach. Spectroscopy has provided critical information in building our modern picture of structure formation and collisionless cold dark matter (CDM). Spectroscopy provided the redshifts to the Type Ia supernovae in the discovery and further refinement of dark energy. Multi-object spectroscopy from 2dF and SDSS produced the first maps of the universe with sufficient volume to measure the expansion rate with the Baryon Acoustic Oscillation (BAO) method. These same redshift maps probe the evolution of redshift space distortions (RSD) over more than ten billion years, providing growth of structure constraints that complement BAO as a cosmological probe. Beyond BAO and RSD, these maps can be combined with weak lensing and CMB maps to capture physics over a wider range of scales, thus offering accurate reconstruction of the power spectrum that encodes the initial conditions of the Universe produced by inflationary physics.

The next generation of spectroscopic experiments will improve upon these measures at  $z < 2$ , and also dramatically extend our coverage of the high-redshift universe. Redshift-space maps at  $z > 2$  can radically improve constraints on inflation and dark energy [1–5], while at the same time relaxing assumptions such as a power-law primordial power spectrum [6–8].

An upgrade to DESI, DESI-II, which we advocate as a first step in the future spectroscopic roadmap, will significantly extend the science reach of DESI, and serve as a pathfinder for larger Stage-5 spectroscopic survey. DESI-II will collect  $\sim 40$  million redshifts at higher density and higher redshift than DESI. A Stage-5 survey will measure hundreds of millions of redshifts, opening up a new and uncharted discovery space. Figure 1 shows the history spectroscopic surveys, which have increased in size by an order of magnitude every decade so far. Fielding DESI-II and Stage-5 spectroscopy will maintain this pace and allow the transformative science described below.

The execution of large-scale spectroscopic surveys necessitates imaging surveys with sufficient sky coverage, wavelength range, and depth to select appropriate targets. SDSS provided much of the imaging for target selection for spectroscopic experiments from 2000 through 2020 [e.g. 9–15]. More recently, DESI targeting [16–20] — which required deeper, better-calibrated imaging than SDSS could provide — relied on the Legacy Imaging Surveys [21] combined with astrometric and photometric information from Gaia [22, 23]. Ultimately, in the next decade, the Rubin Observatory’s Legacy Survey of Space and Time (LSST) [e.g. 24] will begin to enable hundreds of millions of tracers to be targeted for Stage-5 experiments. In the interim, HSC [e.g. 25] is available to facilitate pilot surveys

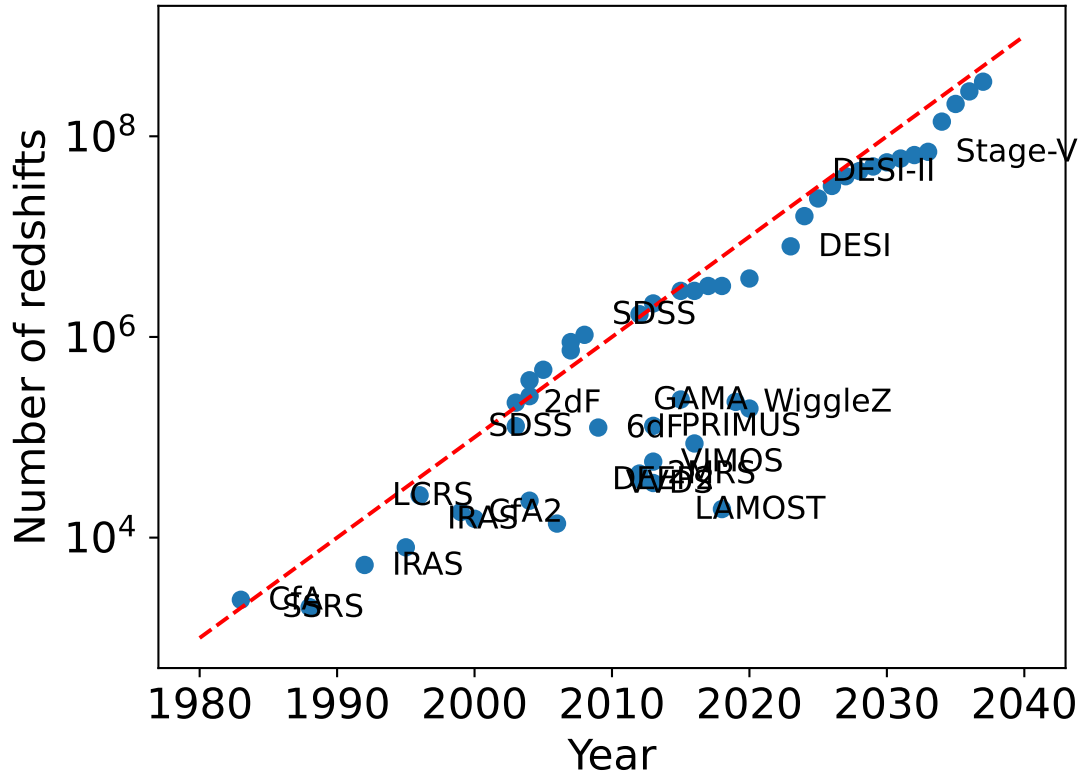


Figure 1: Number of galaxy redshifts as a function of time for the largest cosmology surveys. The dotted line represents an increase of survey size by a factor of 10 every decade. Fielding a Stage-5 experiment in ten years maintains this pace into the 2030s, enabling the science cases discussed in this and other white papers.

that reach LSST depth over a smaller area.

## 2 Science Drivers

The mechanisms driving the accelerated expansion of the universe in its very first moments (inflation) and at late times (dark energy) represent some of the most important open problems in fundamental physics, and have been the subject of several of the Snowmass Community Science White Papers [e.g., 3, 26–29]. At the same time, future surveys will allow us to measure neutrino masses to unprecedented precision, search for extra relativistic particles and greatly increase our understanding of dark matter and many astrophysical processes. In what follows, we summarize the science case, primarily based on previous work [1–3, 30]. We refer the reader to [2] for many of the details about the assumptions

and forecasting methods, as well as a much more in-depth discussion of the science case, especially regarding the high-redshift sample. We start by noting that the constraining power on much of the fundamental physics described below is proportional to the number of linear or mildly non-linear modes that are correlated with the initial condition, which can therefore be taken as a “Figure of Merit” (FoM) when comparing current and future surveys. Figure 2 shows that the next generation of spectroscopic surveys can lead to an order of magnitude increase in the FoM, drastically improving our understanding of the universe.

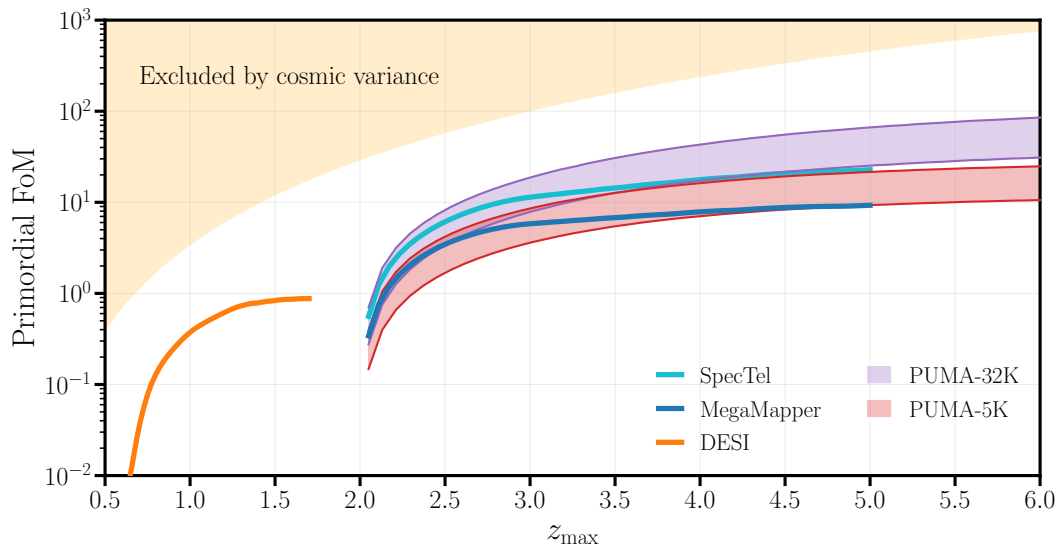


Figure 2: “Figure of Merit”  $\text{FoM} \equiv 10^{-6} N_{\text{modes}}$ , representing the effective number of “linear” modes observable as a function of  $z_{\text{max}}$  for DESI, PUMA (-5K and -32K), and MegaMapper and SpecTel, two examples of Stage-5 spectroscopic surveys. For DESI we include only the ELGs. For PUMA, we consider both optimistic and pessimistic foreground models, which are the boundaries of the shaded regions. The boundary of the shaded orange region is the cosmic variance limit for an all-sky survey, assuming  $b(z) = 1$ . From [3] (see [2] for details about the calculation).

## 2.1 Inflation and Primordial Physics

DESI will map the Universe to  $z \sim 1.6$  at high fidelity. The large volume available at  $1.6 \lesssim z \lesssim 5$ , together with the existence of galaxy samples that can be targeted spectroscopically with existing technology, will allow the surveys proposed here to constrain primordial physics to unprecedented precision, beyond the CMB cosmic variance limit [3] as spectroscopy unleashes the third dimension of spatial volume.

Primordial non-Gaussianity [26, 31] is one of the most powerful tools to study inflation and the primordial universe; the precise form of non-Gaussianity encodes the masses, spins and interactions of particles present during inflation. Due to the non-linear nature of gravity,

inflation predicts a minimum amount of non-Gaussianity two orders of magnitude below current limits [32], with many models predicting much larger signals. These deviations from Gaussianity leave specific imprints on the galaxy power spectrum and bispectrum [31, 33–35] that enable the measurement of particle physics of the inflationary era through these high-fidelity maps. It is through these surveys that “cosmological collider physics” [36] can probe scales inaccessible to Earth-based colliders.

A particularly sharp boundary between inflationary models is set by the single-field consistency conditions [37, 38]. They constrain the soft momentum limits of any  $N$ -point correlation functions if the inflaton is the only light degree of freedom. Any deviation from these conditions requires new degrees of freedom, i.e. multi-field inflation. A specific example of this type is “local” non-Gaussianity, which requires an additional light scalar field. Without fine-tuning, multi-field inflationary models produce  $\sigma(f_{NL}^{\text{local}}) \gtrsim 1$ , such that the full (untuned) parameter space can be explored with an order-of-magnitude improvement over current constraints [39]. The presence of additional massive fields also gives rise to observable signatures that lie between local and equilateral type non-Gaussianity [40–42].

The high redshift sample described in this paper can cross the important theoretical threshold of  $\sigma(f_{NL}^{\text{local}}) \lesssim 1$  from measurement of the galaxy power spectrum on large scales,<sup>1</sup> surpassing the current CMB bounds by an order of magnitude [1, 2]. Potentially large improvements are possible when including the bispectrum, but we leave detailed forecasts to future work. Improvements by a factor of two or larger over the current bounds are also expected for the equilateral and orthogonal shapes [1]. Precise measurements of primordial non-Gaussianity will require precise control of systematics in the data and the analysis in addition to the sheer scale of the required surveys.

Deviations from scale-invariance of the initial conditions, particularly in the form of oscillations or features, are an additional opportunity to test inflation with future galaxy surveys. Inflationary models are famously sensitive to physics above the Planck scale and, in controlled examples, high-energy-scale physics can give rise to additional deviations from scale invariance [2, 6]. A greatly-improved measurement of the spectrum of matter perturbations will significantly increase our understanding of the primordial fluctuations, and can be used to test for any type of oscillation or feature in the primordial power spectrum, offering another probe of the physical mechanisms behind inflation. Galaxy surveys already provide the best constraint on these models [44] and deeper surveys will surpass even a cosmic-variance-limited CMB survey by up to an order of magnitude. Finally, the trispectrum or 4-Point Correlation Function has recently been shown to be sensitive to parity-violation in the initial conditions [45–47], with an intriguing possible detection of non-zero parity violation in BOSS. The large future spectroscopic samples proposed here will enable definitive follow-up of this result and, if confirmed, help distinguish the particular inflationary mechanism producing the parity-violation (e.g. axions, Chern-Simons gravity, etc.).

---

<sup>1</sup>It has been pointed out [43] that scale-dependent bias in LSS surveys provides a direct measurement of  $b_\phi f_{NL}^{\text{local}}$ , where  $b_\phi$  is the response of galaxy number density to local  $f_{NL}$ . In this work we fix  $b_\phi$  to its fiducial peak-background split value  $b_\phi \approx 2\delta_c(b-1)$ , where  $\delta_c$  is the critical density, and  $b$  is the linear galaxy bias [34], but forecasts are easy to rescale for any chosen value of  $b_\phi$ .

## 2.2 Dark Energy

Our understanding of dark energy [48] will greatly benefit from measuring the expansion and growth of fluctuations throughout cosmic history. A lever arm that extends from low redshift (dark-energy-dominated era) to high redshifts (matter-dominated era) will tightly constrain large classes of theories, and test possible modifications to General Relativity. Moreover, precision measurements of the matter power spectrum will provide tight constraints on early dark energy (EDE) models, providing a few percent measurement of the energy content all the way to  $z \sim 10^5$  [2–4].

Using a combination of Redshift-Space Distortions (RSD) and BAO, we can measure the fraction of dark energy to better than 2% up to  $z \approx 5$  using the high- $z$  sample (see Fig. 5 in [3] and §4.8 of [2]). Other notable improvements include a factor of two better determination of the spatial curvature (compared to DESI + Planck), and a factor of  $\gtrsim 2.5$  improvement in the dark energy figure of merit (Tab. 4 in [1]). EDE reveals new degrees of freedom from the time of radiation-matter equality to the late universe, and can offset the Hubble constant derived from CMB observations [49]. A Stage-5 experiment will be able to constrain the fraction of EDE to better than 2% all the way to  $z \sim 10^5$  [2], when the Universe was only a few years old, strongly testing this hypothesis, and more generally providing percent-level expansion constraints throughout cosmic history.

## 2.3 Probing gravity and the amplitude of structure

Modifications to General Relativity have been proposed as an alternative explanation for the observed accelerated expansion of the Universe at low redshift [50, 51]. The phenomenology of such models can be very rich, but typically can lead to a decoupling between the growth of fluctuations and the standard predictions given the energy content determined by the cosmological parameters. Measurements of the growth factor and its scale dependence through RSD over a wide redshift range is therefore a powerful probe of modified gravity [5]. Higher-order statistics such as the 3-Point Correlation Function, bispectrum, as well as marked 2-point statistics, can further tighten the constraints offered by a Stage-5 spectroscopic effort, as has been explored already in detail for DESI [52].

Further tests are possible when combining 3D clustering measurements with lensing measurements (either galaxy or CMB lensing). A common ingredient of many modified gravity models is that the responses of the Newtonian potential  $\Psi$  and spatial (Weyl) potential  $\Phi$  to matter-energy (which are equal in GR) can differ: by comparing lensing by mass (sensitive to a combination of  $\Psi$  and  $\Phi$ ), to the motion of galaxies through RSD (sensitive to  $\Psi$  only), one can look for deviations from the GR predictions. A Stage-5 survey, combined with CMB-S4, is sensitive to a few percent-level deviations up to  $z \sim 5$  [2].

## 2.4 Neutrinos and other light relativistic species

The presence of extra relativistic species at early times changes the radiation density (and hence affects the damping of the power spectrum on small scales), and also shifts the position of the BAO wiggles. Therefore the high-precision measurements of the power spectrum by future high-redshift surveys are an ideal way to detect the presence of extra light particles, with broad implications for fundamental physics [53–55]. The Standard Model of particle physics predicts  $N_{\text{eff}} = 3.044$  [56], and parameterizing the number of extra species by  $\Delta N_{\text{eff}}$  [57] lower limits exist on the change  $\Delta N_{\text{eff}}$  for broad classes of particles:  $\Delta N_{\text{eff}} > 0.027$  for a single scalar, 0.047 for a Weyl fermion, and 0.054 for vector boson, even if thermal decoupling happens earlier than the rest of the Standard Model.<sup>2</sup> As discussed in [2, 3], a Stage-5 high- $z$  survey can constrain  $\sigma(N_{\text{eff}}) \approx 0.03$ , and 0.02 when combined with proposed CMB experiments, reaching a sensitivity comparable to the smallest allowed value of  $\Delta N_{\text{eff}} = 0.027$  for a single particle. This sensitivity would exclude the thermalization of any particle with spin at  $>95\%$  confidence, which produces  $\Delta N_{\text{eff}} \geq 0.047$ . If the universe was reheated above the QCD phase transition ( $T \gtrsim 1$  GeV), such a measurement would also place the most stringent experiment constraints on a single axion coupled to any heavy fermion [55, 58].

Massive neutrinos leave a number of imprints on the CMB and LSS, allowing their total mass to be measured through cosmological observations. The most important effect is a suppression, proportional to the neutrino mass, of small scale power below the neutrino free-streaming scale. A measurement of this suppression can constrain the overall sum of neutrino masses to  $\sigma(M_\nu) \approx 20$  meV or a  $\approx 3\sigma$  “detection” in the case of the normal hierarchy, minimum mass scenario (and more if the actual mass is larger). In  $\Lambda$ CDM+ $M_\nu$ , this measurement is limited by degeneracies, most significantly with the optical depth to reionization. However, the suppression is redshift-dependent, allowing us to distinguish the effects of massive neutrinos from dynamical dark energy. Higher-order statistics such as the bispectrum are also sensitive to the way in which massive neutrinos change nonlinear mode coupling [59, 60]. Probing a larger volume at high redshift allows a better determination of the large-scale power and will be more sensitive to a wide variety of scale dependent and/or redshift dependent effects from massive neutrinos [61, 62] and other new particles in the dark sector [55, 63].

## 2.5 Fundamental Physics of Dark Matter

Determining the fundamental nature of dark matter represents one of the most significant unanswered problems in physics. Astrophysical observations provide the only positive, empirical evidence of dark matter, and they provide a unique avenue for studying this mysterious component of the universe [64–69]. Spectroscopic surveys of galaxies have contributed significantly to our understanding of dark matter and have been instrumental in developing the standard model of CDM. However, in the expanding landscape of dark matter theories, many viable dark matter models can fit the observational data at the current level of

---

<sup>2</sup>And a larger contribution if decoupling happens later than some of the Standard Model phase transitions.



precision, while predicting observable differences on small spatial scales beyond the reach of current experiments. Models where dark matter interacts with itself or with Standard Model particles can predict appreciable changes in the shapes and central densities of dark matter halos. Warm, fuzzy, and/or interacting dark matter models can suppress the abundance of small dark matter halos. Furthermore, measurements of the distribution of dark matter in the Solar neighborhood and in other astrophysical systems are critical to interpret the results of direct and indirect detection experiments.

Wide-field, medium resolution spectroscopic surveys can provide unprecedented measurements of the radial velocities of stars in and around the Milky Way to greatly improve our understanding of the distribution and behavior of dark matter in the local Universe [69, 70]. In particular, spectroscopic surveys can: (1) Measure the radial velocities of disk stars to constrain the local dark matter density and velocity distribution in the Solar neighborhood [71]. These measurements are critical for interpreting terrestrial dark matter experiments. (2) Measure the kinematics of tracer stars at large distances ( $> 75$  kpc) to determine the shape of the Milky Way’s dark matter halo at large radii. Such measurements are sensitive enough to distinguish between collisionless and self-interacting dark matter models and are less sensitive to the baryonic physics of the disk [72]. (3) Combine radial velocity measurements of distant stellar tracers with proper-motion measurements from Rubin and Roman to decrease uncertainties on the total mass of the Milky Way halo. The total mass of the Milky Way halo is a key variable for interpreting measurements of the Milky Way subhalo mass function in the context of cosmological simulations. (4) Measure the statistics of stellar streams and the dynamics of stars these streams to provide an exceptional probe of dark matter structure below the threshold of galaxy formation. The detection of dark matter halos without baryons would be a stunning confirmation of the CDM model, while a robust measurement of the absence of these halos would be strong evidence for new physics.

In addition to measurements within the Milky Way, wide-field spectroscopic surveys can also make detailed measurements of the shape and total mass of the dark matter halos of other Local Group galaxies. In addition, such surveys can effectively identify very low redshift galaxies and provide (1) a large sample of low redshift dwarf galaxies that can help constrain dark matter models and the galaxy halo connection and (2) a statistical sample of Milky Way-mass systems to put the Milky Way itself into essential cosmological context.

## 2.6 Growth Constraints from Peculiar Velocities

Peculiar velocity measurements in the  $z \lesssim 0.2$  universe have excellent complementarity with other large scale structure probes. They map the velocity field rather than the density field. By using individual object velocities rather than statistical clustering, they can overcome the cosmic variance within the small volume at low redshift and thereby measure the growth rate,  $f\sigma_8$ , to well beyond the precision of galaxy clustering [73]. In combination with galaxy clustering measurements at high redshift, the resulting constraints on the structure growth index,  $\gamma$ , can be improved substantially (e.g., by  $\sim 2\times$  for DESI). Distances to sources come from calibrated distances, e.g. of Type Ia supernovae, gravitational wave sources, or

galaxies through the fundamental plane or Tully-Fisher relations [73–75], while a multifiber spectroscopic survey obtains the required galaxy redshifts (and velocity dispersions).

Spectroscopic standardization of Type Ia supernovae provides the most accurate distances — good to  $\sim 3\%$  per object [76, 77]. A spectroscopic instrument could provide spectra of nearby Type Ia supernovae when they are “live” by observing tiles in a target-of-opportunity mode. This would generate a few thousand Type Ia supernova distances per year, and within a couple of years surpass in accuracy the velocity field that DESI will measure. As the surface density of “live” nearby supernovae is low ( $< 10^{-3} \text{ deg}^{-2} \text{ night}^{-1}$ ), only a single fiber would need to be transferred from a static target (galaxy or star) and placed on the live supernovae for each triggered tile. While individual spectra of live nearby Type Ia supernovae are often obtained by other facilities, this approach would be unparalleled in its combination of depth and uniformity.

The operation of a full-sky, multi-object spectroscopic survey simultaneous with LSST will enable the next generation of peculiar velocity maps with only a small fraction of the fibers. Since the effects of cosmic acceleration and gravity beyond GR have their largest impact on growth at low redshift, including a peculiar velocity sample to the spectroscopic survey has substantial leverage—on thawing dark energy, dark energy with more extreme late time dynamics such as a phase transition, and testing theories of gravity in the both the scale-independent and scale-dependent regimes [5, 73].

### 3 Synergies with other cosmological probes

#### 3.1 LSST and other imaging surveys

A wide-field spectroscopic survey will greatly enhance the LSST science returns, as identified by several Astro 2020 science white papers [66, 79, 80]. Calibration of photometric redshifts is possible over the full range of LSST sources through cross-correlation techniques with the spectroscopic sample. A large overlap area will enable a reduction in the statistical errors to meet the stringent LSST requirements [79]. Furthermore, direct calibration of the redshift distributions of brighter samples of galaxies will be possible. For example, despite the implementation of an array of sophisticated techniques to estimate and calibrate the redshift distribution of the Dark Energy Survey (DES) lens and source galaxy samples, additional nuisance parameters were still necessary to absorb further systematic uncertainty. However,  $\sim 80\%$  of the fiducial DES lens sample could have good redshifts obtained within 30 min. using DESI. Self-Organizing Maps (SOMs) can be used not only to estimate photometric redshift distributions as in [81], but to estimate a wide range of predicted spectroscopic characteristics for galaxies as a function of their photometric properties, including time-to-redshift and redshift failure rates (Fig. 3). This in turn enables the precise tuning of photometric samples, e.g. to those objects for which redshifts can be easily obtained, and hence spectroscopic follow-up can directly and efficiently measure the redshift distribution.

While direct measurement of the faint LSST sources is likely infeasible, cross-correlation

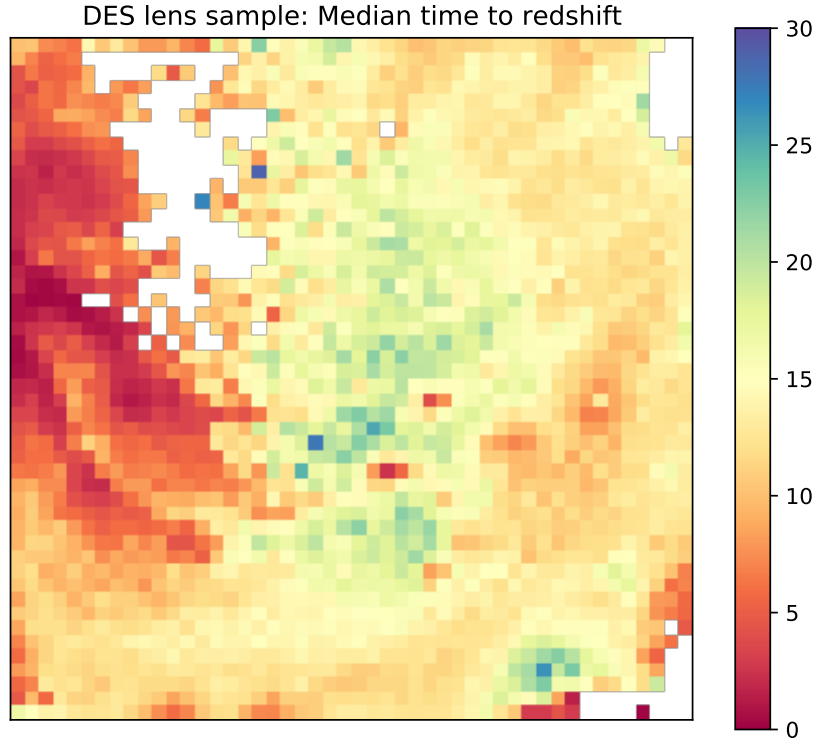


Figure 3: Self-Organizing Map (SOM) trained on the DES Y3 MagLim lens sample via the algorithm of [78], with color indicating the estimated median time in minutes for DESI to obtain a high-quality redshift for a galaxy in each cell at the sample’s magnitude limit of  $i = 22.2$ . The SOM is a non-linear 2D representation of the *griz* color space with approximately equal number of galaxies in each cell. Cells with fewer than 10 spectra are shown in white. The SOM can be used to estimate observing time allocation as well as define photometric cuts where spectra are hard to obtain.

with a large-area spectroscopic sample will better constrain Intrinsic Alignment models. Moreover, a combination of lensing amplitude provided by LSST, together with growth measurements through RSD can provide a powerful test of General Relativity on cosmological scales. Joint analysis of RSD and galaxy–galaxy lensing measurements will break degeneracies between galaxy bias and cosmological parameters, significantly mitigating cosmological uncertainty related to unknown galaxy-formation physics. Finally, spectroscopy can provide redshifts for strong gravitational lenses and type Ia supernovae discovered in LSST, essential for their cosmological use.

## 3.2 21cm and mm-wave Line Intensity Mapping

Line Intensity Mapping (LIM) techniques, specifically 21cm and CO mapping, have significant potential as cosmological tools owing to the large number of accessible modes across a wide range of redshifts and physical scales. These measurements are challenging due to a number of instrumental and astrophysical issues, but we anticipate the technique will reach maturity over the next decade, proving itself a complementary and powerful standalone tool for cosmology. Over this period, we further anticipate that wide-field spectroscopy will be *an essential complement* in order to enable LIM to reach standalone potential. In fact, the first cosmological results from CHIME have been obtained with stacking on eBOSS spectroscopic objects (LRGs, ELGs and quasars) [82], and the first extragalactic analyses of the 21cm signal have been performed in cross-correlation with spectroscopic data [83, 84]. This is because the cross-correlation (or stacking) removes the large uncertainty due to foreground modeling and further highlighting the important role of spectroscopic catalogs for calibration and validation of 21cm experiments. Moreover, by accessing the largest scales, and therefore measuring the modes lost due to LIM foregrounds, they are highly complementary in terms of cosmological constraints.

## 3.3 CMB

While future spectroscopic surveys provide compelling science on their own, it is also worth noting that the noise on CMB lensing maps from future wide-field experiments such as the Simons Observatory (SO) [85], CMB-S4 [57], or a potential CMB-S5, will be reduced by more than one order of magnitude over existing measurements. Unlike cosmic shear, CMB lensing can be measured to very high redshift, providing us with access to the matter field without the need to model bias. Unfortunately CMB lensing alone mostly provides information that is projected along the line-of-sight (and with a broad redshift kernel). Conversely, the cross-correlation of CMB lensing with LSS in several redshift bins (CMB lensing tomography; [86, 87]), can break the degeneracy with galaxy bias inherent in LSS alone; thus the cross-correlation provides measurement of the amplitude of mass perturbations as a function of redshift that cannot be obtained directly from either alone [88]. This leads to tighter constraints on neutrino masses and dark energy, while mitigating some of the possible systematics [57, 86, 89]. Moreover, comparing the motion of non-relativistic matter through redshift-space distortions to the deflection of CMB photons will put some of the most informative bounds on theories of modified gravity [50, 90].

At the same time, the cross-correlation of LSS with CMB lensing can potentially improve the robustness of constraints relying on the ultra-large scales, such as measurements of local non-Gaussianity [91]. In addition to CMB lensing, other secondary anisotropies<sup>3</sup> of the CMB correlate CMB and LSS maps, revealing the properties of the gas in the cosmic web (through the thermal and kinematic Sunyaev-Zel'dovich effects, tSZ and kSZ, and providing a tool to measure large-scale halo velocities through the kSZ [92] and “moving lens” [93, 94] effects. These velocity measurements can provide access to the very largest scales, often the

---

<sup>3</sup>That is, fluctuations caused by the interaction of CMB photons with matter along the line of sight.

most affected by primordial physics. In combination with LSS, they can be used to reduce cosmic variance, potentially providing an independent measurement of local primordial non-Gaussianity with  $\sigma(f_{\text{NL}}^{\text{loc}}) \lesssim 1$  [95].

### 3.4 Gravitational waves

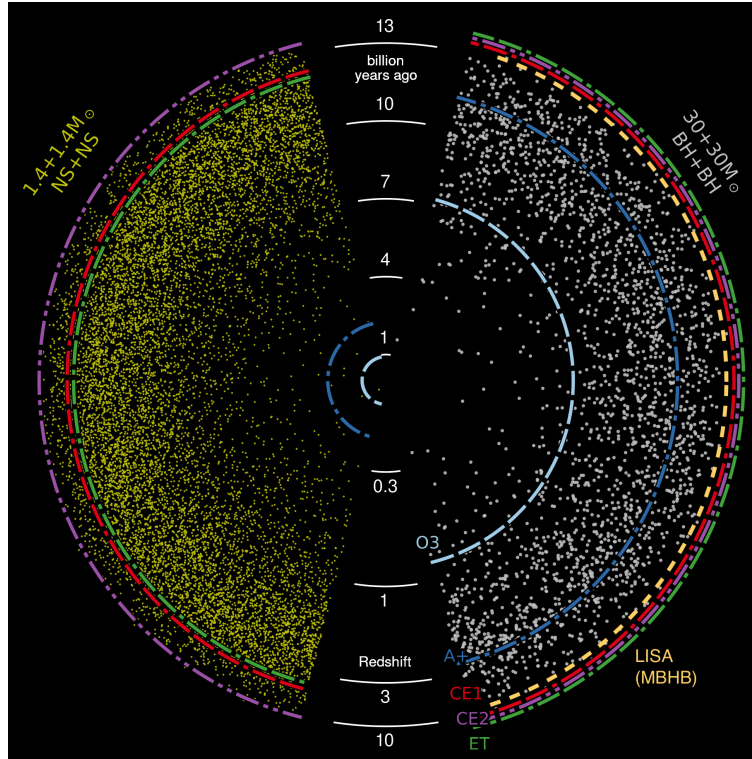


Figure 4: Redshift reach of past and upcoming GW campaigns and experiments in the 2020s and 2030s. These include the LIGO/Virgo/KAGRA third observing run (O3; 2019-2020), the LIGO A+ upgrade (late 2020s), next generation ground-based detectors CE (including phase 1 and phase 2) and ET, and LISA. The left-hand side shows the expected distribution of BNS mergers, and right-hand side shows that of  $30 M_{\odot}$  black hole pairs. These mergers are expected to follow the cosmic star formation rate density, hence peaking around  $z \sim 2$  (or less depending on the time delay between binary formation and merger). Hence a dense galaxy catalog out to  $z \sim 1$ , extending out to  $z \sim 2$  even with smaller number density, would be an ideal complement to the upcoming GW detections for follow-up campaigns and cross-correlations. Note that the redshift reach of LISA is for massive black hole binaries (not the stellar mass black holes shown for the ground-based detectors). Credits: Evans & Vitale, modified with permission.

Between the 2020s and 2030s, hundreds of thousands of gravitational wave (GW) inspirals and mergers from binary systems will be detected across the gravitational wave

spectrum. These will include hundreds of new binary neutron star (BNS), binary black hole (BBH), and neutron star-black hole (NSBH) mergers by the current Laser Interferometer Gravitational-Wave Observatory (LIGO [96, 97]), Virgo [98], and KAGRA [99] detectors, all of the merging BNS and BBH in the Universe with next generation gravitational wave detectors [100] (such as the Cosmic Explorer [101]), intermediate mass and supermassive BBH mergers by the Laser Interferometer Space Antenna (LISA [102]) and Pulsar Timing Array [103], amongst other sources of gravitational waves. These detections will represent an extraordinary tool to probe fundamental physics and beyond the Standard Model physics in some of the most extreme environments [104]. In particular, an enormous range of scientific analyses (e.g. [105]) is enabled when the electromagnetic counterpart to these GW sources can be identified, ranging from cosmological parameters inference, to tests of gravity, to the behaviour of nuclear matter and the progenitors of binaries, analyses that would otherwise be impossible or significantly less precise without the identification of the source or at least the host galaxy. Future spectroscopic surveys can play a unique role towards enabling the identification of electromagnetic counterparts and towards cosmological analyses [106, 107] through the following:

**A complete galaxy catalog:** a Stage-5 spectroscopic experiment will provide redshifts for galaxies accounting for a significant fraction of the stellar mass at  $z < 1$  (where the GW events will also provide better localizations compared to higher redshifts), allowing a refinement of the possible host galaxies of candidate electromagnetic counterparts identified through imaging to a smaller number with redshifts consistent with the GW distances. The availability of a complete galaxy catalog also enables deep, targeted searches of counterparts within specific galaxies, as wide field ground based searches will become increasingly more challenging as the horizon of GW detectors improves. In some cases, for extremely well localized events or strongly lensed GW events, a complete redshift catalog may help us to identify the host galaxy even without an electromagnetic counterpart. When the host galaxy redshift is known, the GW events can be used as “standard sirens” [108], to derive measurements of the expansion rate of the Universe and constraints on modified gravity models.

**Real-time follow-up:** a Stage-5 spectroscopic platform would also provide the capability of a multiplexed triggered follow-up for thousands of galaxies and candidate electromagnetic counterparts within a GW localization region. This would enable rapid characterization of the candidate counterparts found by imaging surveys, which is particularly valuable for the identification of the rapidly fading “kilonova” [109] transients expected to follow BNS mergers.

**Cross-correlations:** a unique contribution of Stage-5 spectroscopic experiments to multi-messenger cosmology will be that of enabling cross-correlations between the galaxy and the GW source density [110]. Even in the absence of electromagnetic counterparts, cross-correlations will not only provide measurements of cosmological parameters [111], but they will also allow us to probe the origin of BBH [112]. Amongst the various applications, such analyses will clarify whether some BBH could be of primordial origin [113] and constitute part of the dark matter content of the Universe.

**Discovering the Electromagnetic counterparts of LISA sources:** repeated spectroscopic observations of large samples of galaxies and stars are needed to identify and characterize a sample of sources that will be detectable with LISA in the late 2030s. First, catalogs of

binary stars inspiraling in the LISA band are needed to create a sample of Galactic “verification binaries” [114] that can be used for studies of compact objects and calibration. Second, identification of samples of massive black hole binaries in the form of e.g. dual AGNs through the identification of Doppler shift in AGN lines will inform future follow-up observations and enable sub-threshold or targeted searches in the PTA and LISA signal.

### 3.5 Discovery space

Spectroscopic observations of hundreds of millions of objects furnish a discovery space for rare astrophysical phenomena, much of which will be useful for studying dark matter, dark energy, reionization, and cosmology. For example, SDSS provided discoveries of changing look quasars [115]; dozens to hundreds of strong gravitational lenses [e.g. 116–118], some with novel configurations [119, 120]; dozens of high-redshift quasars [e.g. 121], some with Gunn-Peterson troughs [e.g. 122]; thousands of proximate quasar pairs with which to probe clustering in the IGM [e.g. 123]; UV-bright quasars to probe helium reionization [e.g. 124]; massive overdensities at high redshift [e.g. 125]; Damped Lyman-alpha systems [e.g. 126]; vanishing Broad Absorption Line quasars [127]; and candidate recoiling, coalescing or binary supermassive black holes [e.g. 128–131]. SDSS also provided spectroscopic discoveries of scores of transients near galactic centers [e.g. 132]. Beyond the potential identification of new kinds of transients, these measurements constrain the volumetric rates, physical origins, and host galaxy properties of standardizable transients used to measure cosmic expansion and the growth of structure.

In the LSST era, combined imaging and spectroscopy of these phenomena will create novel and powerful tools for cosmology. Strong lensing systems provide an illustrative case, with imaging data measuring their unique spatially and temporally resolved phenomenology and spectroscopy providing the component redshifts that are needed to convert angular measurements into mass measurements. Imaging and spectroscopic discovery of strong lenses are also highly complementary in the angular scales and flux contrast ratios to which they are sensitive. Lensed transients such as AGN flares and supernovae probe cosmic expansion using time delay cosmography (see e.g. [133] and references therein). LSST is projected to observe  $\mathcal{O}(100)$  strongly lensed supernovae per year, and more than half of those will occur in systems with small Einstein radii ( $< 1''$  separation) [134], making them difficult to identify in imaging data. High-statistics catalogs of spectroscopically discovered strong lensing systems will significantly increase the number of time-delay observations possible with LSST [135]. Strong galaxy-galaxy lenses observed with both imaging and spectroscopy can also be used to constrain the dark matter halo mass function on subgalactic scales through the effect of surface-brightness perturbations [e.g. 136, 137].

## 4 Targets

### 4.1 Overview of target samples

Ground-based multi-fiber spectroscopy offers the opportunity to efficiently observe cosmologically useful samples of objects by selectively targeting only those samples. DESI is currently employing this strategy to target a sample of galaxies and quasars optimized for the study of dark energy. The ground-based PFS and 4MOST spectrographs will do the same (on a smaller scale) when they begin operations. The space-based Euclid and Roman satellites will observe sets of intermediate-redshift galaxies limited to strong emission line galaxies. Although the combination of surveys from these instruments will be transformative, mapping tens of millions of galaxies, they will only scratch the surface of the total potential information.

Figure 2 quantifies this in terms of perturbative regime modes measured, considering bias and number density. This quantity can be taken as a “Figure of Merit” for comparing current and future surveys, since many of the constraints on the fundamental physics highlighted in this paper scale proportional to this quantity.

The spectroscopic road map presented here builds out galaxy samples to both higher redshifts and higher densities to address the frontier of cosmology through the 2030s.

Notional samples of stars, galaxies and quasars are described below. The suitability of these samples for successful spectroscopic observation have either already been demonstrated, or will be demonstrated in DESI pilot observations. The flexibility of multi-fiber spectrographs means that the existing sample selections can be optimized in the future to the targets and redshift ranges of most interest.

### 4.2 Details of target samples

#### 4.2.1 Targets: Low-redshift galaxies

Low-redshift ( $z < 1$ ) galaxies represent the easiest galaxies for which to efficiently measure redshifts. “Bright” in this context refers to those galaxies whose surface brightness is only marginally fainter than the dark night sky at optical wavelengths. DESI is already observing a subset of these galaxies, split between a Bright Galaxy Sample (BGS) and a luminous Red Galaxy Sample (LRGS). These samples have been selected using flux and color cuts to deliver galaxy samples at a density optimized for the DESI science case. Removing color cuts yields samples of 6600 galaxies per sq. deg. to a z-band fiber magnitude limit of  $z_{fiber} < 21.6$ , and 14,000 galaxies per sq. deg. to a limit of  $z_{fiber} < 22.4$ .

These bright galaxy samples can be targeted from any of the modern, broad-band imaging surveys. For DESI-II, these would be targeted from the Legacy Imaging Surveys. For Stage-5, these could be targeted from either future data releases of the Legacy Imaging Surveys or from LSST.



Successful redshifts for these galaxies have been demonstrated in 1000 sec (bright sample) and 4000 sec (faint sample) exposures using the DESI instrument. The observation times for Stage-5 are assumed to be shorter by a factor of 2.5. Note that there is minimal contamination of this sample by stars.

An additional class of very low redshift galaxies, focused on  $z < 0.1$ , can inform dark matter physics through measurements of dwarf galaxies, provide a large sample of peculiar velocities and a dense map of the very local Universe, and provide host galaxies for gravitational wave and transient sources, including those identified by LSST. Pilot programs with DESI have indicated that a complete magnitude-limited sample of  $z < 0.03$  galaxies can be obtained using photometry alone, with 800 objects per  $\text{deg}^2$  at  $19 < r < 22$  [138].

#### 4.2.2 Targets: Mid-redshift [O II] emitters

Star-forming galaxies at redshifts  $\sim 0.5 - 2$  are abundant and suitable targets for redshift surveys owing to their bright emission lines. DESI is making use of the O II 3727Å emission line to measure redshifts for 20 million of these galaxies spanning redshifts  $0.6 < z < 1.6$ . PFS should deliver a smaller sample of galaxies to higher redshift, with 4.5M emission line galaxies spanning redshifts  $0.6 < z < 2.4$  within their 1500 sq deg. footprint [139]. The Euclid satellite will make use of the H $\alpha$  6563 emission line to measure redshifts for  $\sim 4000$  galaxies per sq deg. over 15,000 sq deg over the redshift range  $0.9 < z < 1.8$  to a flux limit of  $2 \times 10^{-16} \text{ erg s}^{-1} \text{ cm}^{-2}$  [140]. The Roman satellite will make use of the H $\alpha$  6563 emission line to measure redshifts for  $\sim 10,000$  galaxies per sq deg. over 2,000 sq deg over the redshift range  $1 < z < 2$  to a flux limit of  $1 \times 10^{-16} \text{ erg s}^{-1} \text{ cm}^{-2}$  [140]. There are large uncertainties in the projections for these satellite programs, and the resulting samples will have non-negligible contamination rates from lower-redshift galaxies and complicated spatial completeness owing to blending of objects in slit-less grism spectroscopy[141].

The opportunity exists to extend the sample of DESI O II emitters with the addition of a channel to the DESI spectrographs. A 4th channel extending the wavelength coverage to 1.2 microns would make it possible to measure redshifts for samples to redshifts  $z = 2.2$ . These could be observed to luminosities and line fluxes fainter than the Euclid and Roman surveys, and would avoid the complex spatial completeness of those surveys.

Targeting ELGs in the redshift range  $1.4 < z < 2.2$  requires deep, broad-band photometry as will be available from LSST. Such photometry enables a selection with low contamination using simple cuts. Typically, a cut in the  $g$ -band controls the desired target density and favors strong [O II] emitters – hence ensuring a high redshift success rate. Color cuts in the  $gri$ - or  $grz$ -diagram control the redshift range. For instance, [139] present a simple  $g < 24.2$  mag and  $gri$ -selection based on the HSC/Wide survey, optimized for the  $0.6 < z < 2.4$  range. We include in Table 2 for Stage-5 spectroscopy a slightly different sample at  $g < 24.1$  mag, which yields 1000 galaxies per  $\text{deg}^{-2}$  spanning the redshift range  $1.4 < z < 2.2$ . Such a selection is possible from the data presented in [142], based upon HSC deep photometry in the COSMOS field degraded to the 10-year depth of LSST.

### 4.2.3 Targets: Lyman-break galaxies (LBG)

Dropout-selected or Lyman Break Galaxies (LBGs) have been a traditional sample of galaxies for mapping the universe at redshifts  $z > 2$  [89, 143, 144]. Dropout selection on magnitude limited surveys naturally selects massive, actively star-forming galaxies that comprise the majority population over the redshift range of interest. Except at the bright end, the fraction of obscured or reddened galaxies which are missed by the selection is small, though the completeness does vary with redshift [89, 145]. The name is indicative of the spectroscopic feature of a break in the spectrum due to absorption from the hydrogen atom Lyman series from neutral hydrogen in stellar atmospheres, interstellar photoelectric absorption and Lyman-series blanketing along the line of sight [146]. That feature both makes it possible to select these galaxies at  $z > 2$  from sufficiently-deep broad-band imaging, and to measure redshifts with instruments such as DESI. Due to the lack of other strong spectroscopic features, these do require relatively long exposure times to confidently measure redshifts [89].

For a notional sample of LBGs, we considered broad-band photometry would be available to 2-year LSST depth for DESI-II and to 10-year depth for Stage-5. Several LBG selection criteria are presented in [89] that are based upon cuts in color-magnitude space to provide samples at different redshifts. We combine four of those selections for Stage-5 spectroscopy: a BX selection for  $z \sim 2$  galaxies to a depth of  $m_r < 24.5$  mag, a  $u$ -drop selection for  $z \sim 3$  galaxies to a depth of  $m_r < 24.5$  mag, a  $g$ -drop selection for  $z \sim 4$  to a depth of  $m_i < 25.0$  mag, and a  $r$ -drop selection for  $z \sim 5$  to a depth of  $m_z < 25.0$  mag. For DESI-II, we include only the first two of these samples to shallower depths of  $m_r < 24.0$  mag. Note that these samples would dominate the observing time for DESI-II or Stage-5 if not further down-selected.

### 4.2.4 Targets: Lyman-alpha emitters(LAEs)

The Universe has been kind in providing a large density of emission line galaxies at high redshifts [147]. These galaxies are not as massive as the typical LBG, but active star formation make these galaxies easy to redshift. Dust in these galaxies reprocess young starlight into emission lines, with the strongest of those lines being the Lyman-alpha emission line that is visible in the optical at redshifts greater than 2.

Several projects are exploring these emission line galaxies at selected redshifts. This includes the Konno et al. program at  $z = 2$  using the Subaru Telescope [148], the ODIN project at  $z = 2.4, 3.1,$  and  $4.5$  using the Blanco Telescope<sup>4</sup>, and the GOLDRUSH and SILVERRUSH projects on the Subaru Telescope at even higher redshifts [149, 150]. All of these projects employ deep, narrow-band imaging to identify Ly- $\alpha$  emission in a narrow redshift shell. ODIN detects LAEs to a flux limit of  $0.1 - 0.3 \times 10^{-16}$  erg s<sup>-1</sup> cm<sup>-2</sup> that validates the Konno et. al luminosity function. DESI has conducted pilot spectroscopic observations of those targets, demonstrating the efficiency of these selections and a high redshift success

---

<sup>4</sup><https://legacy.noirlab.edu/noaoprop/abstract.mpl?2020B-0201?>

rate.

Targeting of these galaxies requires narrow band imaging to supplement available broad-band imaging. Detection of light in a narrow band in excess to the broad-band flux is indicative of an emission line in that band. The sheer volume of the universe at high redshift means the vast majority (75%) of these selected objects are LAEs. The DESI-II sample assumes that narrow band imaging is available from 4000–5000Å, from which to select LAEs at redshifts  $2.3 < z < 3.1$  to a Lyman-alpha flux limit of  $1.0 \times 10^{-16} \text{ erg s}^{-1} \text{ cm}^{-2}$ . This is approximately the same flux limit as the O II emitters in DESI, with reliable redshifts measured in 30 min. exposures. The Stage-5 samples assumes that narrow band imaging is available in a larger 3800–5500Å range, from which to select at redshifts  $2.1 < z < 3.5$ . Extending the selection to a flux limit of  $0.5 \times 10^{-16} \text{ erg s}^{-1} \text{ cm}^{-2}$  would require approximately the same 30 min. exposures on the larger aperture of Stage-5.

#### 4.2.5 Targets: Stars

The kinematics of stars has long been a complementary tool for understanding the bulk properties of dark matter. Rotation curves, stellar velocity dispersions, disk kinematics, and stellar streams have all been demonstrated as methods for probing the smooth and structured properties of the dark matter distribution within galactic contexts. The stellar halo of the Milky Way, owing to long dynamic times that preserve orbital memory and the modest contaminating baryonic effects, is recognized as a particularly fruitful site for experimental access to the dark sector. While much progress has been made in the inner stellar halo and the disk of the Milky Way, thanks to surveys like SDSS and Gaia, to probe the dark-matter dominated regions of the Milky Way requires kinematic mapping to  $i = 22.5$  AB mag in the halo.

The combination of LSST imaging and Stage-5 spectroscopy will be required to undertake the dark matter experiment as described in Section 2.5. Current and upcoming spectroscopic surveys are probing the Milky Way’s halo (DESI, SDSS I-V, WEAVE, 4MOST, PFS) with a sampling of a few million stars with only a fraction being in the Milky Way halo. Notionally, we propose targeting a large fraction of the Milky Way halo stars. Estimates from TRILEGAL<sup>5</sup> indicate at the Galactic pole ( $l=0^\circ, b=90^\circ$ ) there are approximately 4000 stars/deg<sup>2</sup> at  $i \leq 22.5$  mag, with halo stars comprising  $\approx 1366$  stars/deg<sup>2</sup>. LSST will provide proper motion measurements to a precision of  $< 0.5$  mas/yr for these stars [151], while DESI and Stage-5 would provide velocity precision of  $\sim 4$  km/s. Tables 1 and 2 list a notional survey of 7.5M of these stars as a DESI-II pilot survey, followed by 60M of these stars over a 10,000 sq. deg footprint as a portion of a Stage-5 spectroscopic program. Once a more quantitative metric of the required density of stars is developed, the target numbers would be tuned to match those requirements.

---

<sup>5</sup><http://stev.oapd.inaf.it/cgi-bin/trilegal>

### 4.3 Observation strategy

Multi-fiber spectrographs allow enormous flexibility in observing strategy. Target samples can be divided into samples that are brighter, to be observed in worse observing conditions, and fainter samples for the better conditions. Targets requiring longer exposures can be re-observed on multiple visits to the same location on the sky, and those data combined for measuring redshifts. DESI makes use of these strategies, and it is assumed that DESI-II and Stage-5 would further optimize this approach.

DESI has demonstrated that it observes 700 “effective hours” per year, which corresponds to hours of dark, clear time with good (1.1 arcsec) seeing. Bright, moon-up time is included in this number, weighted appropriately for the higher sky brightness. DESI-II and Stage-5 should have this same number of effective hours per year with a survey program that makes dedicated use of the instrument.

DESI-II would operate with the same Mayall Telescope at Kitt Peak, either with the existing instrument or an upgraded instrument. DESI utilizes  $\sim 4300$  fibers per exposure after accounting for fixed positioners used for sky-background subtraction and non-functional positioners. With an 85% utilization of these fibers for science targets, this translates to 2.56M available fiber-hours per year. Therefore, the entire DESI-II 62.8M would require approximately 25 years of observation. A DESI Upgrade to 11,250 fibers would speed this program by a factor of 2.6. The upgrade could occur mid-program, with the observing appropriately split pre- and post-upgrade.

The Stage-5 program should be achievable from a telescope location in either the northern or southern hemisphere. Table 2 outlines the required time if conducted with the MegaMapper instrument, with spectrographs identical to DESI in performance and a 6.5-m mirror collecting area. The mid-redshift OII sample would only be accessible if the spectrographs were upgraded to include a 4th arm, extending the wavelength coverage from 0.98 to 1.2 microns. Assuming 700 effective dark hours per year, an 85% utilization of those fibers for science targets, and 26,100 fibers, one has 15.6M fiber-hours available per year. Therefore the entirety of the tabulated program would take 18 years to perform using MegaMapper. Obviously, judicious choices would be necessary to down-select these targets in optimizing a Stage-5 spectroscopic program.

Table 1: DESI-II samples

	Redshifts	Density (deg <sup>-2</sup> )	Area (deg <sup>2</sup> )	Number	Efficiency	Exptime (hr)	Fiber-hours
Stars $i < 21.5$	0	500	10,000	5.0M	1.0	1.5	7.5M
Low-z bright	0–1.0	6600	1400	9.2M	1.0	0.28	2.6M
Low-z faint	0–1.0	7900	1400	11.0M	1.0	1.0	11.0M
LBGs $m < 24.0$	2.0–4.5	1250	10,000	12.5M	0.6	2.0	41M
LAEs $f > 1.0 \times 10^{-16}$	2.3–3.1	800	1400	1.1M	0.75	0.5	0.7M
Total				38.8M			62.8M

Table 2: Stage-5 samples

	Redshifts	Density (deg <sup>-2</sup> )	Area (deg <sup>2</sup> )	Number	Efficiency	Exptime (hr)	Fiber-hours
Stars $i < 22.0$	0	4000	10,000	40.0M	1.0	1.5	60M
Low-z bright	0–1.0	6600	18,000	119M	1.0	0.1	11.9M
Low-z faint	0–1.0	7900	18,000	142M	1.0	0.4	56.8M
Mid-z [O II]	1.4–2.2	1000	10,000	10M	0.85	1.0	11.7M
LBGs $m < 24.5, 25.0$	2.0–6.0	4500	10,000	45M	0.6	1.5	112.5M
LAEs $f > 0.5 \times 10^{-16}$	2.1–3.5	5000	10,000	50M	0.75	0.5	33.3M
Total				406M			286M

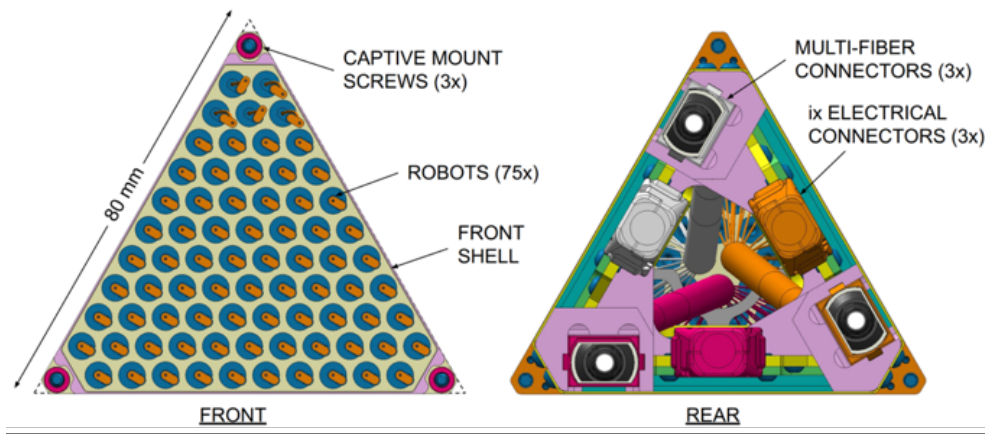


Figure 5: Fiber robot raft design in development for a DESI upgrade or a Stage-5 instrument. Each raft consists of 75 mechanical robots to position each fiber, with a center-to-center pitch of 6.1-mm.

## 5 Instrumentation for the spectroscopic road map

### 5.1 DESI

The Dark Energy Spectroscopic Instrument (DESI) is a 5000-fiber multi-object spectrograph that completed installation on the Kitt Peak 4-meter Mayall telescope in 2019. The instrument met its design requirements, with the high-throughput, 3-channel spectrographs operate at a fixed resolution of 2000 at 360 nm to 5500 at 980 nm. After a COVID-19 shutdown for most of 2020, DESI began a 5-year, 40 million galaxy and quasar redshift survey in May 2021. This instrument is expected to remain one of the fastest platforms for conducting wide-area redshift surveys even after the completion of this first survey in 2026, and is could be re-tasked with addressing some of the cosmology science cases listed in this white paper.

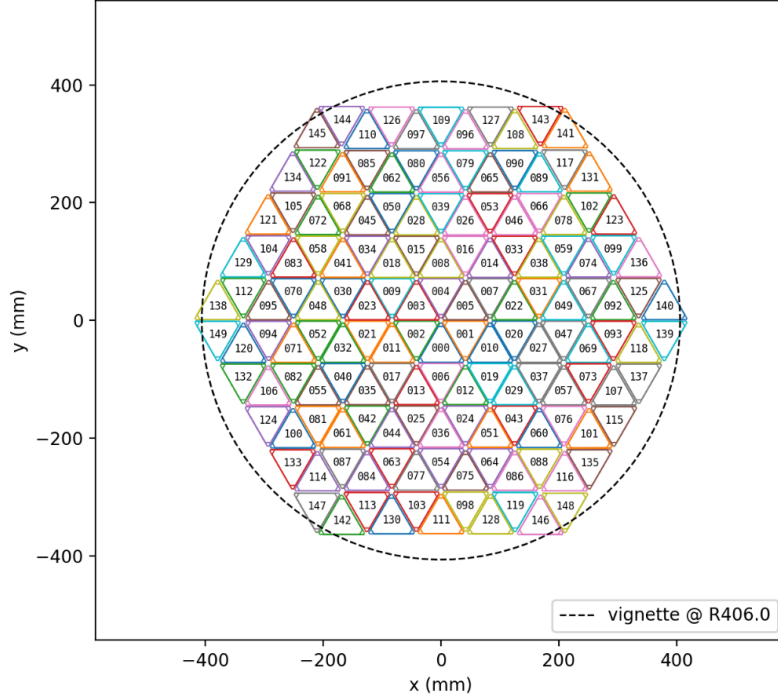


Figure 6: Focal plane layout for 150 fiber robot rafts (with 11,250 robots) on the DESI focal plane. These rafts would be re-usable for MegaMapper.

## 5.2 DESI-II

The DESI instrument is suitable for an upgrade that would double its observing power, and therefore the speed at which it could conduct the next phase of cosmology observations. The focal plane would be upgraded from 5000 to 11,250 fiber robots using the MegaMapper 6.1-mm pitch robots currently under development. This would consist of 150 small rafts, each with 75 robots, tiling the 812 mm-diameter focal plane (Figure 6). These fibers would feed the existing 10 three-channel spectrographs plus an additional 6 to 9 spectrographs, with that number dependent upon the exact packing of fibers per spectrograph. An upgrade would also consider Skipper CCDs and Skipper-enabled Front End Electronics (FEEs) for the blue cameras [152].

## 5.3 Stage-5

Several experimental designs have been proposed to advance to Stage-5 spectroscopy for cosmology experiments. These include the MegaMapper [30], the Mauna Kea Spectroscopic Explorer (MSE; [153]), and SpecTel [154] (see Table 3). MSE would be a new 10-m-class telescope with a  $1.52 \text{ deg}^2$  field of view designed as a multi-purpose survey instrument. For cosmology experiments, it would feature 3249 fibers feeding low/moderate resolution

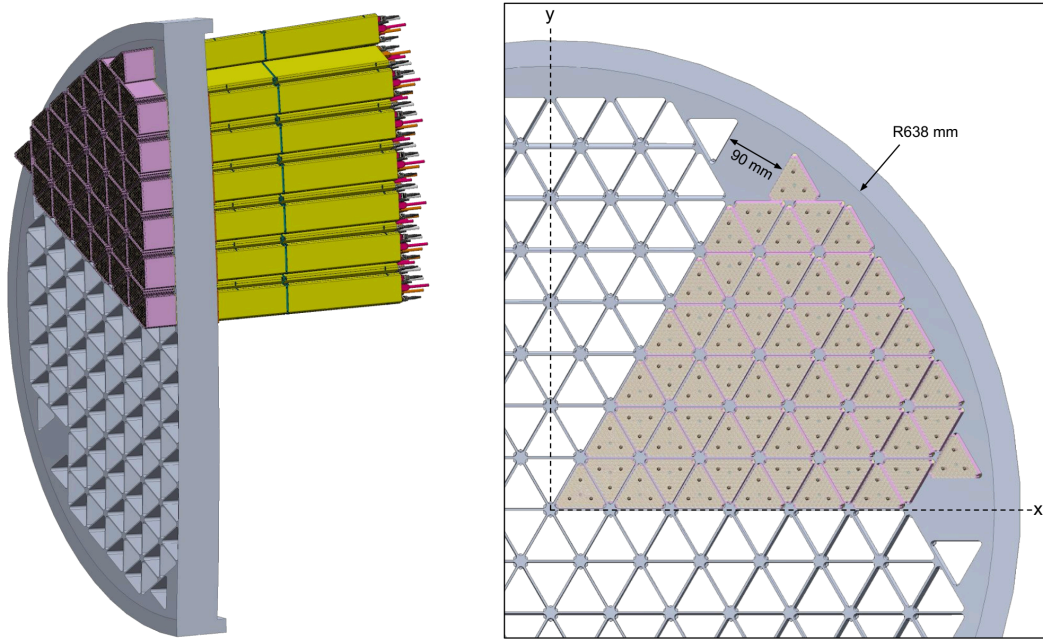


Figure 7: Focal plane layout for 348 fiber robot rafts (with 26,100 robots) on the MegaMapper focal plane.

spectrographs from 360-950 nm. SpecTel would be a new 10-m-class telescope with a 5 deg<sup>2</sup> field of view, also designed as a multi-purpose survey instrument. 15,000 fibers would feed spectrographs from 360-1330 nm. The MegaMapper would be a dedicated cosmology facility intended to exploit a more cost-effective trade space, with a smaller 6.5-m telescope with a 7 deg<sup>2</sup> field of view accommodating 26,100 fibers. The MegaMapper would repurpose much of the DESI instrumentation. The design uses the DESI spectrographs (and the identical SDSS-V LVM spectrographs), which have proven to be highly efficient for the purpose of redshift measurements. The 150 fiber rafts in the DESI-II upgrade would provide 40% of the required robots. The investment in the DESI data systems would provide a suitable basis for the data reduction.

Table 3: Survey speeds for multi-fiber spectrographs as measured by the product of the telescope clear aperture, number of fibers and losses from mirror reflections. This speed assumes a dedicated facility, which would not be possible in all cases. Keck/FOBOS[155], MSE[153], SpecTel[154] and MegaMapper[30] are proposed experiments. LSSTspec[156, 157] is a notional number using MegaMapper positioners on the LSST focal plane, if optical design limitations could be overcome injecting f/1.2 light into fibers.

Instrument (year)	Primary/m <sup>2</sup>	Nfiber	Reflections	Product	Speed vs. SDSS
SDSS (1999)	3.68	640	0.9 <sup>2</sup>	1908	1.00
BOSS (2009)	3.68	1000	0.9 <sup>2</sup>	2980	1.56
DESI (2020)	9.5	5000	0.9 <sup>1</sup>	42,750	22.4
PFS (2023)	50	2400	0.9 <sup>1</sup>	108,000	56.6
4MOST (2023)	12	1624	0.9 <sup>2</sup>	15,800	8.3
<b>DESI-Upgrade (2027)</b>	<b>9.5</b>	<b>11,250</b>	<b>0.9<sup>1</sup></b>	<b>96,200</b>	<b>50.4</b>
<b>MegaMapper</b>	<b>28</b>	<b>26,100</b>	<b>0.9<sup>2</sup></b>	<b>590,000</b>	<b>309.</b>
Keck/FOBOS	77.9	1800	0.9 <sup>3</sup>	102,000	53.6
MSE	78	3249	0.9 <sup>1</sup>	228,000	119.
LSSTspec	35.3	8640	0.9 <sup>3</sup>	222,000	116.
SpecTel	87.9	15,000	0.9 <sup>2</sup>	1,070,000	560.



## 6 Conclusions

In this white paper, we present a “Spectroscopic Road Map” from the current state-of-the art in wide-field spectroscopic mapping through the next decade. The path outlined marks a clear trajectory from the highly successful DESI project, through its mapping-speed upgrade with DESI-II, to a Stage-5 spectroscopic program such as the MegaMapper concept. This course enables technological development and risk retirement during the operations of DESI and DESI-II. In this approach, the Stage-5 spectroscopic program directly builds upon the instrumentation and observations of predecessor projects.

The Stage-5 program will ultimately have the capacity to map hundreds of millions of stars and galaxies. This provides the platform for understanding the most fundamental questions in physics, such as the nature of inflation, dark energy, and dark matter, as detailed in numerous Snowmass white papers and summarized herein. The program envisioned serves a broad range of the cosmology community and is highly complementary, if not essential, to extracting the full potential of LSST and CMB-S4, and developing line intensity mapping (LIM) as a future cosmological probe.

## Appendices

### A Target tables

The appendix tabulates the redshift distributions for the DESI survey and for the DESI-II and Stage-5 samples described in Sections 4.2.1, 4.2.2, 4.2.3 and 4.2.4. All tables present the number of sources per square degree per redshift interval  $\Delta z = 0.1$ . The DESI samples include the bright galaxy sample (BGS) [158], luminous red galaxies (LRG) [159], emission line galaxies (ELG) [160] and quasars (QSO) [161]. The DESI-II and Stage-5 samples split the low-redshift samples into a bright sample (LOWZBRI at  $r < 21.6$ ) and a faint sample (LOWZFNT at  $r < 22.4$ ), and also include Lyman- $\alpha$  emitters (LAE) and Lyman-break galaxies (LBG).

$z_{\min}$	$z_{\max}$	BGS	LRG	ELG	QSO	$z_{\min}$	$z_{\max}$	BGS	LRG	ELG	QSO
0.0	0.1	101	1	10	0	2.0	2.1	0	0	0	10
0.1	0.2	231	1	21	0	2.1	2.2	0	0	0	9
0.2	0.3	217	7	12	0	2.2	2.3	0	0	0	8
0.3	0.4	97	31	6	1	2.3	2.4	0	0	0	7
0.4	0.5	0	49	6	1	2.4	2.5	0	0	0	6
0.5	0.6	0	68	5	2	2.5	2.6	0	0	0	5
0.6	0.7	0	82	13	3	2.6	2.7	0	0	0	4
0.7	0.8	0	95	54	5	2.7	2.8	0	0	0	4
0.8	0.9	0	101	102	7	2.8	2.9	0	0	0	3
0.9	1.0	0	64	120	8	2.9	3.0	0	0	0	3
1.0	1.1	0	29	114	9	3.0	3.1	0	0	0	2
1.1	1.2	0	10	108	10	3.1	3.2	0	0	0	2
1.2	1.3	0	3	103	11	3.2	3.3	0	0	0	1
1.3	1.4	0	1	97	11	3.3	3.4	0	0	0	1
1.4	1.5	0	0	87	12	3.4	3.5	0	0	0	1
1.5	1.6	0	0	55	12	3.5	3.6	0	0	0	1
1.6	1.7	0	0	9	12	3.6	3.7	0	0	0	0
1.7	1.8	0	0	0	12	3.7	3.8	0	0	0	0
1.8	1.9	0	0	0	11	3.8	3.9	0	0	0	0
1.9	2.0	0	0	0	11	3.9	4.0	0	0	0	0

Table 4: Per-tracer redshift distribution for DESI.

$z_{\min}$	$z_{\max}$	LOWZBRI	LOWZFNT	LAE	LBG	$z_{\min}$	$z_{\max}$	LOWZBRI	LOWZFNT	LAE	LBG
0.0	0.1	300	299	0	0	2.0	2.1	0	0	0	107
0.1	0.2	545	237	0	0	2.1	2.2	0	0	0	116
0.2	0.3	893	442	0	0	2.2	2.3	0	0	0	117
0.3	0.4	1569	852	0	0	2.3	2.4	0	0	189	109
0.4	0.5	967	673	0	0	2.4	2.5	0	0	153	94
0.5	0.6	708	704	0	0	2.5	2.6	0	0	124	78
0.6	0.7	679	1151	0	0	2.6	2.7	0	0	99	64
0.7	0.8	372	885	0	0	2.7	2.8	0	0	80	56
0.8	0.9	323	1055	0	0	2.8	2.9	0	0	64	52
0.9	1.0	151	807	0	0	2.9	3.0	0	0	51	48
1.0	1.1	34	256	0	0	3.0	3.1	0	0	40	43
1.1	1.2	24	226	0	1	3.1	3.2	0	0	0	35
1.2	1.3	17	123	0	2	3.2	3.3	0	0	0	25
1.3	1.4	2	28	0	5	3.3	3.4	0	0	0	15
1.4	1.5	0	0	0	10	3.4	3.5	0	0	0	9
1.5	1.6	0	0	0	19	3.5	3.6	0	0	0	4
1.6	1.7	0	0	0	32	3.6	3.7	0	0	0	2
1.7	1.8	0	0	0	49	3.7	3.8	0	0	0	1
1.8	1.9	0	0	0	69	3.8	3.9	0	0	0	0
1.9	2.0	0	0	0	90	3.9	4.0	0	0	0	0

Table 5: Per-tracer redshift distribution for DESI-II.

$z_{\min}$	$z_{\max}$	LOWZBRI	LOWZFNT	ELG	LAE	LBG	$z_{\min}$	$z_{\max}$	LOWZBRI	LOWZFNT	ELG	LAE	LBG
0.0	0.1	300	299	0	0	0	3.0	3.1	0	0	0	197	191
0.1	0.2	545	237	0	0	0	3.1	3.2	0	0	0	168	161
0.2	0.3	893	442	0	0	0	3.2	3.3	0	0	0	142	123
0.3	0.4	1569	852	0	0	0	3.3	3.4	0	0	0	120	88
0.4	0.5	967	673	0	0	0	3.4	3.5	0	0	0	102	66
0.5	0.6	708	704	0	0	0	3.5	3.6	0	0	0	0	57
0.6	0.7	679	1151	0	0	0	3.6	3.7	0	0	0	0	56
0.7	0.8	372	885	0	0	0	3.7	3.8	0	0	0	0	57
0.8	0.9	323	1055	0	0	0	3.8	3.9	0	0	0	0	55
0.9	1.0	151	807	0	0	0	3.9	4.0	0	0	0	0	48
1.0	1.1	34	256	0	0	1	4.0	4.1	0	0	0	0	38
1.1	1.2	24	226	0	0	3	4.1	4.2	0	0	0	0	28
1.2	1.3	17	123	0	0	7	4.2	4.3	0	0	0	0	18
1.3	1.4	2	28	0	0	15	4.3	4.4	0	0	0	0	12
1.4	1.5	0	0	171	0	29	4.4	4.5	0	0	0	0	8
1.5	1.6	0	0	160	0	54	4.5	4.6	0	0	0	0	8
1.6	1.7	0	0	146	0	90	4.6	4.7	0	0	0	0	8
1.7	1.8	0	0	174	0	139	4.7	4.8	0	0	0	0	9
1.8	1.9	0	0	138	0	197	4.8	4.9	0	0	0	0	9
1.9	2.0	0	0	116	0	255	4.9	5.0	0	0	0	0	9
2.0	2.1	0	0	73	0	304	5.0	5.1	0	0	0	0	9
2.1	2.2	0	0	21	818	332	5.1	5.2	0	0	0	0	7
2.2	2.3	0	0	0	701	334	5.2	5.3	0	0	0	0	6
2.3	2.4	0	0	0	600	312	5.3	5.4	0	0	0	0	4
2.4	2.5	0	0	0	513	274	5.4	5.5	0	0	0	0	3
2.5	2.6	0	0	0	439	236	5.5	5.6	0	0	0	0	2
2.6	2.7	0	0	0	375	210	5.6	5.7	0	0	0	0	1
2.7	2.8	0	0	0	320	201	5.7	5.8	0	0	0	0	0
2.8	2.9	0	0	0	272	204	5.8	5.9	0	0	0	0	0
2.9	3.0	0	0	0	232	204	5.9	6.0	0	0	0	0	0

Table 6: Per-tracer redshift distribution for MegaMapper.



## References

- [1] S. Ferraro *et al.*, “Inflation and Dark Energy from spectroscopy at  $z > 2$ ,” arXiv:1903.09208 [astro-ph.CO].
- [2] N. Sailer, E. Castorina, S. Ferraro, and M. White, “Cosmology at high redshift — a probe of fundamental physics,” *JCAP* **12** no. 12, (2021) 049, arXiv:2106.09713 [astro-ph.CO].
- [3] S. Ferraro, N. Sailer, A. Slosar, and M. White, “Snowmass2021 Cosmic Frontier White Paper: Cosmology and Fundamental Physics from the three-dimensional Large Scale Structure,” arXiv:2203.07506 [astro-ph.CO].
- [4] E. V. Linder, “The Rise of Dark Energy,” arXiv:2106.09581 [astro-ph.CO].
- [5] M. Denissenya and E. V. Linder, “Constraining Scale Dependent Growth with Redshift Surveys,” arXiv:2208.10508 [astro-ph.CO].
- [6] A. Slosar *et al.*, “Scratches from the Past: Inflationary Archaeology through Features in the Power Spectrum of Primordial Fluctuations,” arXiv:1903.09883 [astro-ph.CO].
- [7] R. de Putter, E. V. Linder, and A. Mishra, “Inflationary Freedom and Cosmological Neutrino Constraints,” *Phys. Rev.* **D89** no. 10, (2014) 103502, arXiv:1401.7022 [astro-ph.CO].
- [8] G. Brando and E. V. Linder, “Exploring early and late cosmology with next generation surveys,” *Phys. Rev. D* **101** no. 10, (2020) 103510, arXiv:2001.07738 [astro-ph.CO].
- [9] M. A. Strauss, D. H. Weinberg, R. H. Lupton, V. K. Narayanan, J. Annis, M. Bernardi, M. Blanton, S. Burles, A. J. Connolly, J. Dalcanton, M. Doi, D. Eisenstein, J. A. Frieman, M. Fukugita, J. E. Gunn, Ž. Ivezić, S. Kent, R. S. J. Kim, G. R. Knapp, R. G. Kron, J. A. Munn, H. J. Newberg, R. C. Nichol, S. Okamura, T. R. Quinn, M. W. Richmond, D. J. Schlegel, K. Shimasaku, M. SubbaRao, A. S. Szalay, D. Vanden Berk, M. S. Vogeley, B. Yanny, N. Yasuda, D. G. York, and I. Zehavi, “Spectroscopic Target Selection in the Sloan Digital Sky Survey: The Main Galaxy Sample,” *Astronomical Journal* **124** no. 3, (Sept., 2002) 1810–1824, arXiv:astro-ph/0206225 [astro-ph].
- [10] G. T. Richards, X. Fan, H. J. Newberg, M. A. Strauss, D. E. Vanden Berk, D. P. Schneider, B. Yanny, A. Boucher, S. Burles, J. A. Frieman, J. E. Gunn, P. B. Hall, Ž. Ivezić, S. Kent, J. Loveday, R. H. Lupton, C. M. Rockosi, D. J. Schlegel, C. Stoughton, M. SubbaRao, and D. G. York, “Spectroscopic Target Selection in the Sloan Digital Sky Survey: The Quasar Sample,” *Astronomical Journal* **123** no. 6, (June, 2002) 2945–2975, arXiv:astro-ph/0202251 [astro-ph].
- [11] S. M. Croom, G. T. Richards, T. Shanks, B. J. Boyle, R. G. Sharp, J. Bland-Hawthorn, T. Bridges, R. J. Brunner, R. Cannon, D. Carson, K. Chiu, M. Colless, W. Couch,

- R. De Propriis, M. J. Drinkwater, A. Edge, S. Fine, J. Loveday, L. Miller, A. D. Myers, R. C. Nichol, P. Outram, K. Pimbblet, I. Roseboom, N. Ross, D. P. Schneider, A. Smith, C. Stoughton, M. A. Strauss, and D. Wake, “The 2dF-SDSS LRG and QSO Survey: the spectroscopic QSO catalogue,” *Monthly Notices of the Royal Astronomical Society* **392** no. 1, (Jan., 2009) 19–44, arXiv:0810.4955 [astro-ph].
- [12] N. P. Ross, A. D. Myers, E. S. Sheldon, C. Yèche, M. A. Strauss, J. Bovy, J. A. Kirkpatrick, G. T. Richards, É. Aubourg, M. R. Blanton, W. N. Brandt, W. C. Carithers, R. A. C. Croft, R. da Silva, K. Dawson, D. J. Eisenstein, J. F. Hennawi, S. Ho, D. W. Hogg, K.-G. Lee, B. Lundgren, R. G. McMahon, J. Miralda-Escudé, N. Palanque-Delabrouille, I. Pâris, P. Petitjean, M. M. Pieri, J. Rich, N. A. Roe, D. Schiminovich, D. J. Schlegel, D. P. Schneider, A. Slosar, N. Suzuki, J. L. Tinker, D. H. Weinberg, A. Weyant, M. White, and W. M. Wood-Vasey, “The SDSS-III Baryon Oscillation Spectroscopic Survey: Quasar Target Selection for Data Release Nine,” *ApJS* **199** no. 1, (Mar., 2012) 3, arXiv:1105.0606 [astro-ph.CO].
- [13] A. D. Myers, N. Palanque-Delabrouille, A. Prakash, I. Pâris, C. Yèche, K. S. Dawson, J. Bovy, D. Lang, D. J. Schlegel, J. A. Newman, P. Petitjean, J.-P. Kneib, P. Laurent, W. J. Percival, A. J. Ross, H.-J. Seo, J. L. Tinker, E. Armengaud, J. Brownstein, E. Burtin, Z. Cai, J. Comparat, M. Kasliwal, S. R. Kulkarni, R. Laher, D. Levitan, C. K. McBride, I. D. McGreer, A. A. Miller, P. Nugent, E. Ofek, G. Rossi, J. Ruan, D. P. Schneider, B. Sesar, A. Streblyanska, and J. Surace, “The SDSS-IV Extended Baryon Oscillation Spectroscopic Survey: Quasar Target Selection,” *ApJS* **221** no. 2, (Dec., 2015) 27, arXiv:1508.04472 [astro-ph.CO].
- [14] A. Prakash, T. C. Licquia, J. A. Newman, A. J. Ross, A. D. Myers, K. S. Dawson, J.-P. Kneib, W. J. Percival, J. E. Bautista, J. Comparat, J. L. Tinker, D. J. Schlegel, R. Tojeiro, S. Ho, D. Lang, S. M. Rao, C. K. McBride, G. Ben Zhu, J. R. Brownstein, S. Bailey, A. S. Bolton, T. Delubac, V. Mariappan, M. R. Blanton, B. Reid, D. P. Schneider, H.-J. Seo, A. Carnero Rosell, and F. Prada, “The SDSS-IV Extended Baryon Oscillation Spectroscopic Survey: Luminous Red Galaxy Target Selection,” *ApJS* **224** no. 2, (June, 2016) 34, arXiv:1508.04478 [astro-ph.CO].
- [15] A. Raichoor, J. Comparat, T. Delubac, J. P. Kneib, C. Yèche, K. S. Dawson, W. J. Percival, A. Dey, D. Lang, D. J. Schlegel, C. Gorgoni, J. Bautista, J. R. Brownstein, V. Mariappan, H. J. Seo, J. L. Tinker, A. J. Ross, Y. Wang, G. B. Zhao, J. Moustakas, N. Palanque-Delabrouille, E. Jullo, J. A. Newmann, F. Prada, and G. B. Zhu, “The SDSS-IV extended Baryon Oscillation Spectroscopic Survey: final emission line galaxy target selection,” *Monthly Notices of the Royal Astronomical Society* **471** no. 4, (Nov., 2017) 3955–3973, arXiv:1704.00338 [astro-ph.CO].
- [16] A. D. Myers, J. Moustakas, S. Bailey, B. A. Weaver, A. P. Cooper, J. E. Forero-Romero, B. Abolfathi, D. M. Alexander, D. Brooks, E. Chaussidon, C.-H. Chuang, K. Dawson, A. Dey, B. Dey, G. Dhungana, P. Doel, K. Fanning, E. Gaztañaga, S. G. A. Gontcho, A. X. Gonzalez-Morales, C. Hahn, H. K. Herrera-Alcantar, K. Honscheid, M. Ishak, T. Karim, D. Kirkby, T. Kisner, S. E. Koposov, A. Kremin, T.-W. Lan, M. Landriau, M. E. Levi, C. Magneville, P. Martini,

- A. Meisner, L. Napolitano, J. A. Newman, N. Palanque-Delabrouille, W. Percival, C. Poppett, F. Prada, A. Raichoor, A. J. Ross, E. F. Schlafly, M. Schubnell, T. Tan, G. Tarle, M. J. Wilson, C. Yèche, R. Zhou, Z. Zhou, and H. Zou, “The Target Selection Pipeline for the Dark Energy Spectroscopic Instrument,” *arXiv e-prints* (Aug., 2022) arXiv:2208.08518, arXiv:2208.08518 [astro-ph.IM].
- [17] A. Raichoor, J. Moustakas, J. A. Newman, T. Karim, S. Ahlen, S. Alam, S. Bailey, D. Brooks, K. Dawson, A. de la Macorra, A. de Mattia, A. Dey, B. Dey, G. Dhungana, S. Eftekharzadeh, D. J. Eisenstein, K. Fanning, A. Font-Ribera, J. Garcia-Bellido, E. Gaztanaga, S. G. A. Gontcho, J. Guy, K. Honscheid, M. Ishak, R. Kehoe, T. Kisner, A. Kremin, T.-W. Lan, M. Landriau, L. Le Guillou, M. E. Levi, C. Magneville, P. Martini, A. M. Meisner, A. D. Myers, J. Nie, N. Palanque-Delabrouille, W. J. Percival, C. Poppett, F. Prada, A. J. Ross, V. Ruhlmann-Kleider, C. G. Sabiu, E. F. Schlafly, D. Schlegel, G. Tarle, B. A. Weaver, C. Yeche, R. Zhou, Z. Zhou, and H. Zou, “Target Selection and Validation of DESI Emission Line Galaxies,” *arXiv e-prints* (Aug., 2022) arXiv:2208.08513, arXiv:2208.08513 [astro-ph.CO].
- [18] R. Zhou, B. Dey, J. A. Newman, D. J. Eisenstein, K. Dawson, S. Bailey, A. Berti, J. Guy, T.-W. Lan, H. Zou, J. Aguilar, S. Ahlen, S. Alam, D. Brooks, A. de la Macorra, A. Dey, G. Dhungana, K. Fanning, A. Font-Ribera, S. G. A. Gontcho, K. Honscheid, M. Ishak, T. Kisner, A. Kovács, A. Kremin, M. Landriau, M. E. Levi, C. Magneville, P. Martini, A. M. Meisner, R. Miquel, J. Moustakas, A. D. Myers, J. Nie, N. Palanque-Delabrouille, W. J. Percival, C. Poppett, F. Prada, A. Raichoor, A. J. Ross, E. Schlafly, D. Schlegel, M. Schubnell, G. Tarlé, B. A. Weaver, R. H. Wechsler, C. Yèche, and Z. Zhou, “Target Selection and Validation of DESI Luminous Red Galaxies,” *arXiv e-prints* (Aug., 2022) arXiv:2208.08515, arXiv:2208.08515 [astro-ph.CO].
- [19] E. Chaussidon, C. Yèche, N. Palanque-Delabrouille, D. M. Alexander, J. Yang, S. Ahlen, S. Bailey, D. Brooks, Z. Cai, S. Chabanier, T. M. Davis, K. Dawson, A. de la Macorra, A. Dey, B. Dey, S. Eftekharzadeh, D. J. Eisenstein, K. Fanning, A. Font-Ribera, E. Gaztañaga, S. G. A. Gontcho, A. X. Gonzalez-Morales, J. Guy, H. K. Herrera-Alcántar, K. Honscheid, M. Ishak, L. Jiang, S. Juneau, R. Kehoe, T. Kisner, A. Kovács, A. Kremin, T.-W. Lan, M. Landriau, L. Le Guillou, M. E. Levi, C. Magneville, P. Martini, A. M. Meisner, J. Moustakas, A. Muñoz-Gutiérrez, A. D. Myers, J. A. Newman, J. Nie, W. J. Percival, C. Poppett, F. Prada, A. Raichoor, C. Ravoux, A. J. Ross, E. Schlafly, D. Schlegel, T. Tan, G. Tarlé, R. Zhou, Z. Zhou, and H. Zou, “Target Selection and Validation of DESI Quasars,” *arXiv e-prints* (Aug., 2022) arXiv:2208.08511, arXiv:2208.08511 [astro-ph.CO].
- [20] C. Hahn, M. J. Wilson, O. Ruiz-Macias, S. Cole, D. H. Weinberg, J. Moustakas, A. Kremin, J. L. Tinker, A. Smith, R. H. Wechsler, S. Ahlen, S. Alam, S. Bailey, D. Brooks, A. P. Cooper, T. M. Davis, K. Dawson, A. Dey, B. Dey, S. Eftekharzadeh, D. J. Eisenstein, K. Fanning, J. E. Forero-Romero, C. S. Frenk, E. Gaztañaga, S. G. A. Gontcho, J. Guy, K. Honscheid, M. Ishak, S. Juneau, R. Kehoe, T. Kisner, T.-W. Lan, M. Landriau, L. Le Guillou, M. E. Levi, C. Magneville, P. Martini, A. Meisner, A. D. Myers, J. Nie, P. Norberg, N. Palanque-Delabrouille, W. J. Percival, C. Poppett,

- F. Prada, A. Raichoor, A. J. Ross, S. Safonova, C. Saulder, E. Schlafly, D. Schlegel, D. Sierra-Porta, G. Tarle, B. A. Weaver, C. Yèche, P. Zarrouk, R. Zhou, Z. Zhou, and H. Zou, “DESI Bright Galaxy Survey: Final Target Selection, Design, and Validation,” *arXiv e-prints* (Aug., 2022) arXiv:2208.08512, arXiv:2208.08512 [astro-ph.CO].
- [21] A. Dey, D. J. Schlegel, D. Lang, R. Blum, K. Burleigh, X. Fan, J. R. Findlay, D. Finkbeiner, D. Herrera, S. Juneau, M. Landriau, M. Levi, I. McGreer, A. Meisner, A. D. Myers, J. Moustakas, P. Nugent, A. Patej, E. F. Schlafly, A. R. Walker, F. Valdes, B. A. Weaver, C. Yèche, H. Zou, X. Zhou, B. Abareshi, T. M. C. Abbott, B. Abolfathi, C. Aguilera, S. Alam, L. Allen, A. Alvarez, J. Annis, B. Ansarinejad, M. Aubert, J. Beechert, E. F. Bell, S. Y. BenZvi, F. Beutler, R. M. Bielby, A. S. Bolton, C. Briceño, E. J. Buckley-Geer, K. Butler, A. Calamida, R. G. Carlberg, P. Carter, R. Casas, F. J. Castander, Y. Choi, J. Comparat, E. Cukanovaite, T. Delubac, K. DeVries, S. Dey, G. Dhungana, M. Dickinson, Z. Ding, J. B. Donaldson, Y. Duan, C. J. Duckworth, S. Eftekharzadeh, D. J. Eisenstein, T. Etourneau, P. A. Fagrelis, J. Farihi, M. Fitzpatrick, A. Font-Ribera, L. Fulmer, B. T. Gänsicke, E. Gaztanaga, K. George, D. W. Gerdes, S. G. A. Gontcho, C. Gorgoni, G. Green, J. Guy, D. Harmer, M. Hernandez, K. Honscheid, L. W. Huang, D. J. James, B. T. Jannuzi, L. Jiang, R. Joyce, A. Karcher, S. Karkar, R. Kehoe, J.-P. Kneib, A. Kueter-Young, T.-W. Lan, T. R. Lauer, L. Le Guillou, A. Le Van Suu, J. H. Lee, M. Lesser, L. Perreault Levasseur, T. S. Li, J. L. Mann, R. Marshall, C. E. Martínez-Vázquez, P. Martini, H. du Mas des Bourboux, S. McManus, T. G. Meier, B. Ménard, N. Metcalfe, A. Muñoz-Gutiérrez, J. Najita, K. Napier, G. Narayan, J. A. Newman, J. Nie, B. Nord, D. J. Norman, K. A. G. Olsen, A. Paat, N. Palanque-Delabrouille, X. Peng, C. L. Poppett, M. R. Poremba, A. Prakash, D. Rabinowitz, A. Raichoor, M. Rezaie, A. N. Robertson, N. A. Roe, A. J. Ross, N. P. Ross, G. Rudnick, S. Safonova, A. Saha, F. J. Sánchez, E. Savary, H. Schweiker, A. Scott, H.-J. Seo, H. Shan, D. R. Silva, Z. Slepian, C. Soto, D. Sprayberry, R. Staten, C. M. Stillman, R. J. Stupak, D. L. Summers, S. Sien Tie, H. Tirado, M. Vargas-Magaña, A. K. Vivas, R. H. Wechsler, D. Williams, J. Yang, Q. Yang, T. Yapici, D. Zaritsky, A. Zenteno, K. Zhang, T. Zhang, R. Zhou, and Z. Zhou, “Overview of the DESI Legacy Imaging Surveys,” *Astronomical Journal* **157** no. 5, (May, 2019) 168, arXiv:1804.08657 [astro-ph.IM].
- [22] Gaia Collaboration, A. G. A. Brown, A. Vallenari, T. Prusti, J. H. J. de Bruijne, C. Babusiaux, C. A. L. Bailer-Jones, M. Biermann, D. W. Evans, L. Eyer, F. Jansen, C. Jordi, S. A. Klioner, U. Lammers, L. Lindegren, X. Luri, F. Mignard, C. Panem, D. Pourbaix, S. Randich, P. Sartoretti, H. I. Siddiqui, C. Soubiran, F. van Leeuwen, N. A. Walton, F. Arenou, U. Bastian, M. Cropper, R. Drimmel, D. Katz, M. G. Lattanzi, J. Bakker, C. Cacciari, J. Castañeda, L. Chaoul, N. Cheek, F. De Angeli, C. Fabricius, R. Guerra, B. Holl, E. Masana, R. Messineo, N. Mowlavi, K. Nienartowicz, P. Panuzzo, J. Portell, M. Riello, G. M. Seabroke, P. Tanga, F. Thévenin, G. Gracia-Abril, G. Comoretto, M. Garcia-Reinaldos, D. Teysier, M. Altmann, R. Andrae, M. Audard, I. Bellas-Velidis, K. Benson, J. Berthier, R. Blomme, P. Burgess, G. Busso, B. Carry, A. Cellino, G. Clementini, M. Clotet, O. Creevey, M. Davidson, J. De Ridder, L. Delchambre, A. Dell’Oro, C. Ducourant, J. Fernández-Hernández, M. Fouesneau, Y. Frémat, L. Galluccio, M. García-Torres,



J. González-Núñez, J. J. González-Vidal, E. Gosset, L. P. Guy, J. L. Halbwachs, N. C. Hambly, D. L. Harrison, J. Hernández, D. Hestoffer, S. T. Hodgkin, A. Hutton, G. Jasniewicz, A. Jean-Antoine-Piccolo, S. Jordan, A. J. Korn, A. Krone-Martins, A. C. Lanzafame, T. Lebzelter, W. Löffler, M. Manteiga, P. M. Marrese, J. M. Martín-Fleitas, A. Moitinho, A. Mora, K. Muinonen, J. Osinde, E. Pancino, T. Pauwels, J. M. Petit, A. Recio-Blanco, P. J. Richards, L. Rimoldini, A. C. Robin, L. M. Sarro, C. Siopis, M. Smith, A. Sozzetti, M. Süveges, J. Torra, W. van Reeve, U. Abbas, A. Abreu Aramburu, S. Accart, C. Aerts, G. Altavilla, M. A. Álvarez, R. Alvarez, J. Alves, R. I. Anderson, A. H. Andrei, E. Anglada Varela, E. Antiche, T. Antoja, B. Arcay, T. L. Astraatmadja, N. Bach, S. G. Baker, L. Balaguer-Núñez, P. Balm, C. Barache, C. Barata, D. Barbato, F. Barblan, P. S. Barklem, D. Barrado, M. Barros, M. A. Barstow, S. Bartholomé Muñoz, J. L. Bassilana, U. Becciani, M. Bellazzini, A. Berihuete, S. Bertone, L. Bianchi, O. Bienaymé, S. Blanco-Cuaresma, T. Boch, C. Boeche, A. Bombrun, R. Borrachero, D. Bossini, S. Bouquillon, G. Bourda, A. Bragaglia, L. Bramante, M. A. Breddels, A. Bressan, N. Brouillet, T. Brüsemeister, E. Brugaletta, B. Bucciarelli, A. Burlacu, D. Busonero, A. G. Butkevich, R. Buzzì, E. Caffau, R. Cancelliere, G. Cannizzaro, T. Cantat-Gaudin, R. Carballo, T. Carlucci, J. M. Carrasco, L. Casamiquela, M. Castellani, A. Castro-Ginard, P. Charlot, L. Chemin, A. Chiavassa, G. Cocozza, G. Costigan, S. Cowell, F. Crifo, M. Crosta, C. Crowley, J. Cuypers, C. Dafonte, Y. Damerdjì, A. Dapergolas, P. David, M. David, P. de Laverny, F. De Luise, R. De March, D. de Martino, R. de Souza, A. de Torres, J. Debosscher, E. del Pozo, M. Delbo, A. Delgado, H. E. Delgado, P. Di Matteo, S. Diakite, C. Diener, E. Distefano, C. Dolding, P. Drazinos, J. Durán, B. Edvardsson, H. Enke, K. Eriksson, P. Esquej, G. Eynard Bontemps, C. Fabre, M. Fabrizio, S. Faigler, A. J. Falcão, M. Farràs Casas, L. Federici, G. Fedorets, P. Fernique, F. Figueras, F. Filippi, K. Findeisen, A. Fonti, E. Fraile, M. Fraser, B. Frézouls, M. Gai, S. Galleti, D. Garabato, F. García-Sedano, A. Garofalo, N. Garralda, A. Gavel, P. Gavras, J. Gerssen, R. Geyer, P. Giacobbe, G. Gilmore, S. Girona, G. Giuffrida, F. Glass, M. Gomes, M. Granvik, A. Gueguen, A. Guerrier, J. Guiraud, R. Gutiérrez-Sánchez, R. Haignon, D. Hatzidimitriou, M. Hauser, M. Haywood, U. Heiter, A. Helmi, J. Heu, T. Hilger, D. Hobbs, W. Hofmann, G. Holland, H. E. Huckle, A. Hypki, V. Icardi, K. Janßen, G. Jevardat de Fombelle, P. G. Jonker, Á. L. Juhász, F. Julbe, A. Karampelas, A. Kewley, J. Klar, A. Kochoska, R. Kohley, K. Kolenberg, M. Kontizas, E. Kontizas, S. E. Kuposov, G. Kordopatis, Z. Kostrzewa-Rutkowska, P. Koubzky, S. Lambert, A. F. Lanza, Y. Lasne, J. B. Lavigne, Y. Le Fustec, C. Le Poncin-Lafitte, Y. Lebreton, S. Leccia, N. Leclerc, I. Lecoœur-Taibi, H. Lenhardt, F. Leroux, S. Liao, E. Licata, H. E. P. Lindstrøm, T. A. Lister, E. Livanou, A. Lobel, M. López, S. Managau, R. G. Mann, G. Mantelet, O. Marchal, J. M. Marchant, M. Marconi, S. Marinoni, G. Marschalkó, D. J. Marshall, M. Martino, G. Marton, N. Mary, D. Massari, G. Matijevič, T. Mazeh, P. J. McMillan, S. Messina, D. Michalik, N. R. Millar, D. Molina, R. Molinaro, L. Molnár, P. Montegriffo, R. Mor, R. Morbidelli, T. Morel, D. Morris, A. F. Mulone, T. Muraveva, I. Musella, G. Nelemans, L. Nicastro, L. Noval, W. O'Mullane, C. Ordénovic, D. Ordóñez-Blanco, P. Osborne, C. Pagani, I. Pagano, F. Pailler, H. Palacin,

L. Palaversa, A. Panahi, M. Pawlak, A. M. Piersimoni, F. X. Pineau, E. Plachy, G. Plum, E. Poggio, E. Poujoulet, A. Prša, L. Pulone, E. Racero, S. Ragaini, N. Rambaux, M. Ramos-Lerate, S. Regibo, C. Reylé, F. Riclet, V. Ripepi, A. Riva, A. Rivard, G. Rixon, T. Roegiers, M. Roelens, M. Romero-Gómez, N. Rowell, F. Royer, L. Ruiz-Dern, G. Sadowski, T. Sagristà Sellés, J. Sahlmann, J. Salgado, E. Salguero, N. Sanna, T. Santana-Ros, M. Sarasso, H. Savietto, M. Schultheis, E. Sciacca, M. Segol, J. C. Segovia, D. Ségransan, I. C. Shih, L. Siltala, A. F. Silva, R. L. Smart, K. W. Smith, E. Solano, F. Solitro, R. Sordo, S. Soria Nieto, J. Souchay, A. Spagna, F. Spoto, U. Stampa, I. A. Steele, H. Steidelmüller, C. A. Stephenson, H. Stoev, F. F. Suess, J. Surdej, L. Szabados, E. Szegedi-Elek, D. Tapiador, F. Taris, G. Tauran, M. B. Taylor, R. Teixeira, D. Terrett, P. Teyssandier, W. Thuillot, A. Titarenko, F. Torra Clotet, C. Turon, A. Ulla, E. Utrilla, S. Uzzi, M. Vaillant, G. Valentini, V. Valette, A. van Elteren, E. Van Hemelryck, M. van Leeuwen, M. Vaschetto, A. Vecchiato, J. Veljanoski, Y. Viala, D. Vicente, S. Vogt, C. von Essen, H. Voss, V. Votruba, S. Voutsinas, G. Walmsley, M. Weiler, O. Wertz, T. Wevers, L. Wyrzykowski, A. Yoldas, M. Žerjal, H. Ziaepour, J. Zorec, S. Zschocke, S. Zucker, C. Zurbach, and T. Zwitter, “Gaia Data Release 2. Summary of the contents and survey properties,” *Astronomy and Astrophysics* **616** (Aug., 2018) A1, arXiv:1804.09365 [astro-ph.GA].

- [23] Gaia Collaboration, A. G. A. Brown, A. Vallenari, T. Prusti, J. H. J. de Bruijne, C. Babusiaux, M. Biermann, O. L. Creevey, D. W. Evans, L. Eyer, A. Hutton, F. Jansen, C. Jordi, S. A. Klioner, U. Lammers, L. Lindgren, X. Luri, F. Mignard, C. Panem, D. Pourbaix, S. Randich, P. Sartoretti, C. Soubiran, N. A. Walton, F. Arenou, C. A. L. Bailer-Jones, U. Bastian, M. Cropper, R. Drimmel, D. Katz, M. G. Lattanzi, F. van Leeuwen, J. Bakker, C. Cacciari, J. Castañeda, F. De Angeli, C. Ducourant, C. Fabricius, M. Fouesneau, Y. Frémat, R. Guerra, A. Guerrier, J. Guiraud, A. Jean-Antoine Piccolo, E. Masana, R. Messineo, N. Mowlavi, C. Nicolas, K. Nienartowicz, F. Pailer, P. Panuzzo, F. Riclet, W. Roux, G. M. Seabroke, R. Sordo, P. Tanga, F. Thévenin, G. Gracia-Abril, J. Portell, D. Teyssier, M. Altmann, R. Andrae, I. Bellas-Velidis, K. Benson, J. Berthier, R. Blomme, E. Brugaletta, P. W. Burgess, G. Busso, B. Carry, A. Cellino, N. Cheek, G. Clementini, Y. Damerdjji, M. Davidson, L. Delchambre, A. Dell’Oro, J. Fernández-Hernández, L. Galluccio, P. García-Lario, M. García-Reinaldos, J. González-Núñez, E. Gosset, R. Haignon, J. L. Halbwachs, N. C. Hambly, D. L. Harrison, D. Hatzidimitriou, U. Heiter, J. Hernández, D. Hestroffer, S. T. Hodgkin, B. Holl, K. Janßen, G. Jevardat de Fombelle, S. Jordan, A. Krone-Martins, A. C. Lanzafame, W. Löffler, A. Lorca, M. Manteiga, O. Marchal, P. M. Marrese, A. Moitinho, A. Mora, K. Muinonen, P. Osborne, E. Pancino, T. Pauwels, J. M. Petit, A. Recio-Blanco, P. J. Richards, M. Riello, L. Rimoldini, A. C. Robin, T. Roegiers, J. Rybizki, L. M. Sarro, C. Siopis, M. Smith, A. Sozzetti, A. Ulla, E. Utrilla, M. van Leeuwen, W. van Reeve, U. Abbas, A. Abreu Aramburu, S. Accart, C. Aerts, J. J. Aguado, M. Ajaj, G. Altavilla, M. A. Álvarez, J. Álvarez Cid-Fuentes, J. Alves, R. I. Anderson, E. Anglada Varela, T. Antoja, M. Audard, D. Baines, S. G. Baker, L. Balaguer-Núñez, E. Balbinot, Z. Balog, C. Barache, D. Barbato, M. Barros, M. A. Barstow, S. Bartolomé, J. L.

Bassilana, N. Bauchet, A. Baudesson-Stella, U. Becciani, M. Bellazzini, M. Bernet, S. Bertone, L. Bianchi, S. Blanco-Cuaresma, T. Boch, A. Bombrun, D. Bossini, S. Bouquillon, A. Bragaglia, L. Bramante, E. Breedt, A. Bressan, N. Brouillet, B. Bucciarelli, A. Burlacu, D. Busonero, A. G. Butkevich, R. Buzzi, E. Caffau, R. Cancelliere, H. Cánovas, T. Cantat-Gaudin, R. Carballo, T. Carlucci, M. I. Carnerero, J. M. Carrasco, L. Casamiquela, M. Castellani, A. Castro-Ginard, P. Castro Sampol, L. Chaoul, P. Charlot, L. Chemin, A. Chiavassa, M. R. L. Cioni, G. Comoretto, W. J. Cooper, T. Cornez, S. Cowell, F. Crifo, M. Crosta, C. Crowley, C. Dafonte, A. Dapergolas, M. David, P. David, P. de Laverny, F. De Luise, R. De March, J. De Ridder, R. de Souza, P. de Teodoro, A. de Torres, E. F. del Peloso, E. del Pozo, M. Delbo, A. Delgado, H. E. Delgado, J. B. Delisle, P. Di Matteo, S. Diakite, C. Diener, E. Distefano, C. Dolding, D. Eappachen, B. Edvardsson, H. Enke, P. Esquej, C. Fabre, M. Fabrizio, S. Faigler, G. Fedorets, P. Fernique, A. Fienga, F. Figueras, C. Fouron, F. Fragkoudi, E. Fraile, F. Franke, M. Gai, D. Garabato, A. Garcia-Gutierrez, M. García-Torres, A. Garofalo, P. Gavras, E. Gerlach, R. Geyer, P. Giacobbe, G. Gilmore, S. Girona, G. Giuffrida, R. Gomel, A. Gomez, I. Gonzalez-Santamaria, J. J. González-Vidal, M. Granvik, R. Gutiérrez-Sánchez, L. P. Guy, M. Hauser, M. Haywood, A. Helmi, S. L. Hidalgo, T. Hilger, N. Hładczuk, D. Hobbs, G. Holland, H. E. Huckle, G. Jasiewicz, P. G. Jonker, J. Juaristi Campillo, F. Julbe, L. Karbevská, P. Kervella, S. Khanna, A. Kochoska, M. Kontizas, G. Kordopatis, A. J. Korn, Z. Kostrzewa-Rutkowska, K. Kruszyńska, S. Lambert, A. F. Lanza, Y. Lasne, J. F. Le Campion, Y. Le Fustec, Y. Lebreton, T. Lebzelter, S. Leccia, N. Leclerc, I. Lecoœur-Taïbi, S. Liao, E. Licata, E. P. Lindstrøm, T. A. Lister, E. Livanou, A. Lobel, P. Madrero Pardo, S. Managau, R. G. Mann, J. M. Marchant, M. Marconi, M. M. S. Marcos Santos, S. Marinoni, F. Marocco, D. J. Marshall, L. Martin Polo, J. M. Martín-Fleitas, A. Masip, D. Massari, A. Mastrobuono-Battisti, T. Mazeh, P. J. McMillan, S. Messina, D. Michalik, N. R. Millar, A. Mints, D. Molina, R. Molinaro, L. Molnár, P. Montegriffo, R. Mor, R. Morbidelli, T. Morel, D. Morris, A. F. Mulone, D. Munoz, T. Muraveva, C. P. Murphy, I. Musella, L. Noval, C. Ordénovic, G. Orrù, J. Osinde, C. Pagani, I. Pagano, L. Palaversa, P. A. Palicio, A. Panahi, M. Pawlak, X. Peñalosa Esteller, A. Penttilä, A. M. Piersimoni, F. X. Pineau, E. Plachy, G. Plum, E. Poggio, E. Poretti, E. Poujoulet, A. Prša, L. Pulone, E. Racero, S. Ragaini, M. Rainer, C. M. Raiteri, N. Rambaux, P. Ramos, M. Ramos-Lerate, P. Re Fiorentin, S. Regibo, C. Reylé, V. Ripepi, A. Riva, G. Rixon, N. Robichon, C. Robin, M. Roelens, L. Rohrbasser, M. Romero-Gómez, N. Rowell, F. Royer, K. A. Rybicki, G. Sadowski, A. Sagristà Sellés, J. Sahlmann, J. Salgado, E. Salguero, N. Samaras, V. Sanchez Gimenez, N. Sanna, R. Santoveña, M. Sarasso, M. Schultheis, E. Sciacca, M. Segol, J. C. Segovia, D. Ségransan, D. Semeux, S. Shahaf, H. I. Siddiqui, A. Siebert, L. Siltala, E. Slezak, R. L. Smart, E. Solano, F. Solitro, D. Souami, J. Souchay, A. Spagna, F. Spoto, I. A. Steele, H. Steidelmüller, C. A. Stephenson, M. Süveges, L. Szabados, E. Szegedi-Elek, F. Taris, G. Tauran, M. B. Taylor, R. Teixeira, W. Thuillot, N. Tonello, F. Torra, J. Torra, C. Turon, N. Unger, M. Vaillant, E. van Dillen, O. Vanel, A. Vecchiato, Y. Viala, D. Vicente, S. Voutsinas, M. Weiler, T. Wevers, L. Wyrzykowski, A. Yoldas, P. Yvard, H. Zhao, J. Zorec, S. Zucker, C. Zurbach, and T. Zwitter, “Gaia Early Data Release 3.

Summary of the contents and survey properties,” *Astronomy and Astrophysics* **649** (May, 2021) A1, arXiv:2012.01533 [astro-ph.GA].

- [24] Ž. Ivezić, S. M. Kahn, J. A. Tyson, B. Abel, E. Acosta, R. Allsman, D. Alonso, Y. AlSayyad, S. F. Anderson, J. Andrew, J. R. P. Angel, G. Z. Angeli, R. Ansari, P. Antilogus, C. Araujo, R. Armstrong, K. T. Arndt, P. Astier, É. Aubourg, N. Auza, T. S. Axelrod, D. J. Bard, J. D. Barr, A. Barrau, J. G. Bartlett, A. E. Bauer, B. J. Bauman, S. Baumont, E. Bechtol, K. Bechtol, A. C. Becker, J. Becla, C. Beldica, S. Bellavia, F. B. Bianco, R. Biswas, G. Blanc, J. Blazek, R. D. Blandford, J. S. Bloom, J. Bogart, T. W. Bond, M. T. Booth, A. W. Borgland, K. Borne, J. F. Bosch, D. Boutigny, C. A. Brackett, A. Bradshaw, W. N. Brandt, M. E. Brown, J. S. Bullock, P. Burchat, D. L. Burke, G. Cagnoli, D. Calabrese, S. Callahan, A. L. Callen, J. L. Carlin, E. L. Carlson, S. Chandrasekharan, G. Charles-Emerson, S. Chesley, E. C. Cheu, H.-F. Chiang, J. Chiang, C. Chirino, D. Chow, D. R. Ciardi, C. F. Claver, J. Cohen-Tanugi, J. J. Cockrum, R. Coles, A. J. Connolly, K. H. Cook, A. Cooray, K. R. Covey, C. Cribbs, W. Cui, R. Cutri, P. N. Daly, S. F. Daniel, F. Daruich, G. Daubard, G. Daues, W. Dawson, F. Delgado, A. Dellapenna, R. de Peyster, M. de Val-Borro, S. W. Digel, P. Doherty, R. Dubois, G. P. Dubois-Felsmann, J. Durech, F. Economou, T. Eifler, M. Eracleous, B. L. Emmons, A. Fausti Neto, H. Ferguson, E. Figuera, M. Fisher-Levine, W. Focke, M. D. Foss, J. Frank, M. D. Freemon, E. Gangler, E. Gawiser, J. C. Geary, P. Gee, M. Geha, C. J. B. Gessner, R. R. Gibson, D. K. Gilmore, T. Glanzman, W. Glick, T. Goldina, D. A. Goldstein, I. Goodenow, M. L. Graham, W. J. Gressler, P. Gris, L. P. Guy, A. Guyonnet, G. Haller, R. Harris, P. A. Hascall, J. Haupt, F. Hernandez, S. Herrmann, E. Hileman, J. Hoblitt, J. A. Hodgson, C. Hogan, J. D. Howard, D. Huang, M. E. Huffer, P. Ingraham, W. R. Innes, S. H. Jacoby, B. Jain, F. Jammes, M. J. Jee, T. Jenness, G. Jernigan, D. Jevremović, K. Johns, A. S. Johnson, M. W. G. Johnson, R. L. Jones, C. Juramy-Gilles, M. Jurić, J. S. Kalirai, N. J. Kallivayalil, B. Kalmbach, J. P. Kantor, P. Karst, M. M. Kasliwal, H. Kelly, R. Kessler, V. Kinnison, D. Kirkby, L. Knox, I. V. Kotov, V. L. Krabbendam, K. S. Krughoff, P. Kubánek, J. Kuczewski, S. Kulkarni, J. Ku, N. R. Kurita, C. S. Lage, R. Lambert, T. Lange, J. B. Langton, L. Le Guillou, D. Levine, M. Liang, K.-T. Lim, C. J. Lintott, K. E. Long, M. Lopez, P. J. Lotz, R. H. Lupton, N. B. Lust, L. A. MacArthur, A. Mahabal, R. Mandelbaum, T. W. Markiewicz, D. S. Marsh, P. J. Marshall, S. Marshall, M. May, R. McKercher, M. McQueen, J. Meyers, M. Migliore, M. Miller, D. J. Mills, C. Miraval, J. Moeyens, F. E. Moolekamp, D. G. Monet, M. Moniez, S. Monkewitz, C. Montgomery, C. B. Morrison, F. Mueller, G. P. Muller, F. Muñoz Arancibia, D. R. Neill, S. P. Newbry, J.-Y. Nief, A. Nomerotski, M. Nordby, P. O’Connor, J. Oliver, S. S. Olivier, K. Olsen, W. O’Mullane, S. Ortiz, S. Osier, R. E. Owen, R. Pain, P. E. Palecek, J. K. Parejko, J. B. Parsons, N. M. Pease, J. M. Peterson, J. R. Peterson, D. L. Petravick, M. E. Libby Petrick, C. E. Petry, F. Pierfederici, S. Pietrowicz, R. Pike, P. A. Pinto, R. Plante, S. Plate, J. P. Plutchak, P. A. Price, M. Prouza, V. Radeka, J. Rajagopal, A. P. Rasmussen, N. Regnault, K. A. Reil, D. J. Reiss, M. A. Reuter, S. T. Ridgway, V. J. Riot, S. Ritz, S. Robinson, W. Roby, A. Roodman, W. Rosing, C. Roucelle, M. R. Rumore, S. Russo, A. Saha, B. Sassolas, T. L. Schalk, P. Schellart, R. H. Schindler,

- S. Schmidt, D. P. Schneider, M. D. Schneider, W. Schoening, G. Schumacher, M. E. Schwamb, J. Sebag, B. Selvy, G. H. Sembroski, L. G. Seppala, A. Serio, E. Serrano, R. A. Shaw, I. Shipsey, J. Sick, N. Silvestri, C. T. Slater, J. A. Smith, R. C. Smith, S. Sobhani, C. Soldahl, L. Storrie-Lombardi, E. Stover, M. A. Strauss, R. A. Street, C. W. Stubbs, I. S. Sullivan, D. Sweeney, J. D. Swinbank, A. Szalay, P. Takacs, S. A. Tether, J. J. Thaler, J. G. Thayer, S. Thomas, A. J. Thornton, V. Thukral, J. Tice, D. E. Trilling, M. Turri, R. Van Berg, D. Vanden Berk, K. Vetter, F. Virieux, T. Vucina, W. Wahl, L. Walkowicz, B. Walsh, C. W. Walter, D. L. Wang, S.-Y. Wang, M. Warner, O. Wiecha, B. Willman, S. E. Winters, D. Wittman, S. C. Wolff, W. M. Wood-Vasey, X. Wu, B. Xin, P. Yoachim, and H. Zhan, “LSST: From Science Drivers to Reference Design and Anticipated Data Products,” *Astrophysical Journal* **873** no. 2, (Mar., 2019) 111, arXiv:0805.2366 [astro-ph].
- [25] H. Aihara, Y. AlSayyad, M. Ando, R. Armstrong, J. Bosch, E. Egami, H. Furusawa, J. Furusawa, S. Harasawa, Y. Harikane, B.-C. Hsieh, H. Ikeda, K. Ito, I. Iwata, T. Kodama, M. Koike, M. Kokubo, Y. Komiyama, X. Li, Y. Liang, Y.-T. Lin, R. H. Lupton, N. B. Lust, L. A. MacArthur, K. Mawatari, S. Mineo, H. Miyatake, S. Miyazaki, S. More, T. Morishima, H. Murayama, K. Nakajima, F. Nakata, A. J. Nishizawa, M. Oguri, N. Okabe, Y. Okura, Y. Ono, K. Osato, M. Ouchi, Y.-C. Pan, A. A. Plazas Malagón, P. A. Price, S. L. Reed, E. S. Rykoff, T. Shibuya, M. Simunovic, M. A. Strauss, K. Sugimori, Y. Suto, N. Suzuki, M. Takada, Y. Takagi, T. Takata, S. Takita, M. Tanaka, S. Tang, D. S. Taranu, T. Terai, Y. Toba, E. L. Turner, H. Uchiyama, B. Vijarnwannaluk, C. Z. Waters, Y. Yamada, N. Yamamoto, and T. Yamashita, “Third data release of the Hyper Suprime-Cam Subaru Strategic Program,” *PASJ* **74** no. 2, (Apr., 2022) 247–272, arXiv:2108.13045 [astro-ph.IM].
- [26] A. Achúcarro, M. Biagetti, M. Braglia, G. Cabass, E. Castorina, R. Caldwell, X. Chen, W. Coulton, R. Flauger, J. Fumagalli, M. M. Ivanov, H. Lee, A. Maleknejad, P. D. Meerburg, A. Moradinezhad Dizgah, G. A. Palma, S. Renaux-Petel, G. L. Pimentel, B. Wallisch, B. D. Wandelt, L. T. Witkowski, and W. L. Kimmy Wu, “Inflation: Theory and Observations,” *arXiv e-prints* (Mar., 2022) arXiv:2203.08128, arXiv:2203.08128 [astro-ph.CO].
- [27] M. A. Amin, F.-Y. Cyr-Racine, T. Eifler, R. Flauger, M. M. Ivanov, M. LoVerde, C. B. d. S. Nascimento, A. H. G. Peter, M. Vogelsberger, S. Watson, and R. Wechsler, “Snowmass2021 Theory Frontier White Paper: Data-Driven Cosmology,” *arXiv e-prints* (Mar., 2022) arXiv:2203.07946, arXiv:2203.07946 [astro-ph.CO].
- [28] J. A. Blazek, D. Clowe, T. E. Collett, I. P. Dell’Antonio, M. Dickinson, L. Galbany, E. Gawiser, K. Heitmann, R. Hložek, M. Ishak, S. W. Jha, A. G. Kim, C. D. Leonard, A. von der Linden, M. Lochner, R. Mandelbaum, P. Melchior, J. Meyers, J. A. Newman, P. Nugent, S. Perlmutter, D. J. Perrefort, J. Sánchez, S. J. Schmidt, S. Singh, M. Sullivan, A. Verma, and R. Zhou, “Snowmass2021 Cosmic Frontier White Paper: Enabling Flagship Dark Energy Experiments to Reach their Full Potential,” *arXiv e-prints* (Apr., 2022) arXiv:2204.01992, arXiv:2204.01992 [astro-ph.CO].

- [29] K. Dawson, A. Hearin, K. Heitmann, M. Ishak, J. Ulf Lange, M. White, and R. Zhou, “Snowmass2021 Cosmic Frontier White Paper: High Density Galaxy Clustering in the Regime of Cosmic Acceleration,” *arXiv e-prints* (Mar., 2022) arXiv:2203.07291, arXiv:2203.07291 [astro-ph.CO].
- [30] D. J. Schlegel *et al.*, “Astro2020 APC White Paper: The MegaMapper: a  $z > 2$  Spectroscopic Instrument for the Study of Inflation and Dark Energy,” arXiv:1907.11171 [astro-ph.IM].
- [31] P. D. Meerburg *et al.*, “Primordial Non-Gaussianity,” arXiv:1903.04409 [astro-ph.CO].
- [32] G. Cabass, E. Pajer, and F. Schmidt, “How Gaussian can our Universe be?,” *JCAP* **01** (2017) 003, arXiv:1612.00033 [hep-th].
- [33] M. Alvarez *et al.*, “Testing Inflation with Large Scale Structure: Connecting Hopes with Reality,” arXiv:1412.4671 [astro-ph.CO].
- [34] N. Dalal, O. Dore, D. Huterer, and A. Shirokov, “The imprints of primordial non-gaussianities on large-scale structure: scale dependent bias and abundance of virialized objects,” *Phys. Rev.* **D77** (2008) 123514, arXiv:0710.4560 [astro-ph].
- [35] S. Ferraro and K. M. Smith, “Using large scale structure to measure  $f_{NL}$ ,  $g_{NL}$  and  $\tau_{NL}$ ,” *Phys. Rev.* **D91** no. 4, (2015) 043506, arXiv:1408.3126 [astro-ph.CO].
- [36] N. Arkani-Hamed and J. Maldacena, “Cosmological Collider Physics,” arXiv:1503.08043 [hep-th].
- [37] J. M. Maldacena, “Non-Gaussian features of primordial fluctuations in single field inflationary models,” *JHEP* **05** (2003) 013, arXiv:astro-ph/0210603 [astro-ph].
- [38] P. Creminelli and M. Zaldarriaga, “Single field consistency relation for the 3-point function,” *JCAP* **0410** (2004) 006, arXiv:astro-ph/0407059 [astro-ph].
- [39] **Planck** Collaboration, Y. Akrami *et al.*, “Planck 2018 results. IX. Constraints on primordial non-Gaussianity,” arXiv:1905.05697 [astro-ph.CO].
- [40] X. Chen and Y. Wang, “Quasi-Single Field Inflation and Non-Gaussianities,” *JCAP* **04** (2010) 027, arXiv:0911.3380 [hep-th].
- [41] P. D. Meerburg, M. Münchmeyer, J. B. Muñoz, and X. Chen, “Prospects for Cosmological Collider Physics,” *JCAP* **03** (2017) 050, arXiv:1610.06559 [astro-ph.CO].
- [42] J. Gleyzes, R. de Putter, D. Green, and O. Doré, “Biasing and the search for primordial non-Gaussianity beyond the local type,” *JCAP* **04** (2017) 002, arXiv:1612.06366 [astro-ph.CO].
- [43] A. Barreira, “Can we actually constrain  $f_{NL}$  using the scale-dependent bias effect? An illustration of the impact of galaxy bias uncertainties using the BOSS DR12 galaxy power spectrum,” arXiv:2205.05673 [astro-ph.CO].

- [44] F. Beutler, M. Biagetti, D. Green, A. Slosar, and B. Wallisch, “Primordial Features from Linear to Nonlinear Scales,” *Phys. Rev. Res.* **1** no. 3, (2019) 033209, arXiv:1906.08758 [astro-ph.CO].
- [45] R. N. Cahn, Z. Slepian, and J. Hou, “A Test for Cosmological Parity Violation Using the 3D Distribution of Galaxies,” *arXiv e-prints* (Oct., 2021) arXiv:2110.12004, arXiv:2110.12004 [astro-ph.CO].
- [46] J. Hou, Z. Slepian, and R. N. Cahn, “Measurement of parity-odd modes in the large-scale 4-point correlation function of sdss boss dr12 cmass and lowz galaxies,” 2022. <https://arxiv.org/abs/2206.03625>.
- [47] O. H. E. Philcox, “Probing parity-violation with the four-point correlation function of boss galaxies,” 2022. <https://arxiv.org/abs/2206.04227>.
- [48] A. Slosar *et al.*, “Dark Energy and Modified Gravity,” arXiv:1903.12016 [astro-ph.CO].
- [49] E. Abdalla *et al.*, “Cosmology intertwined: A review of the particle physics, astrophysics, and cosmology associated with the cosmological tensions and anomalies,” *JHEAp* **34** (2022) 49–211, arXiv:2203.06142 [astro-ph.CO].
- [50] B. Jain and J. Khoury, “Cosmological tests of gravity,” *Annals of Physics* **325** no. 7, (Jul, 2010) 1479–1516, arXiv:1004.3294 [astro-ph.CO].
- [51] A. Slosar, R. Mandelbaum, and D. Eisenstein, “Dark Energy and Modified Gravity,” *BAAS* **51** no. 3, (May, 2019) 97, arXiv:1903.12016 [astro-ph.CO].
- [52] S. Alam, C. Arnold, A. Aviles, R. Bean, Y.-C. Cai, M. Cautun, J. L. Cervantes-Cota, C. Cuesta-Lazaro, N. C. Devi, A. Eggemeier, S. Fromenteau, A. X. Gonzalez-Morales, V. Halenka, J. hua He, W. A. Hellwing, C. Hernández-Aguayo, M. Ishak, K. Koyama, B. Li, A. de la Macorra, J. M. Rizo, C. Miller, E.-M. Mueller, G. Niz, P. Ntelis, M. R. Otero, C. G. Sabiu, Z. Slepian, A. Stark, O. Valenzuela, G. Valogiannis, M. Vargas-Magaña, H. A. Winther, P. Zarrouk, G.-B. Zhao, and Y. Zheng, “Towards testing the theory of gravity with DESI: summary statistics, model predictions and future simulation requirements,” *Journal of Cosmology and Astroparticle Physics* **2021** no. 11, (Nov, 2021) 050. <https://doi.org/10.1088%2F1475-7516%2F2021%2F11%2F050>.
- [53] J. Alexander, M. Battaglieri, B. Echenard, R. Essig, M. Graham, E. Izaguirre, J. Jaros, G. Krnjaic, J. Mardon, D. Morrissey, T. Nelson, M. Perelstein, M. Pyle, A. Ritz, P. Schuster, B. Shuve, N. Toro, R. G. Van De Water, D. Akerib, H. An, K. Aniol, I. J. Arnquist, D. M. Asner, H. O. Back, K. Baker, N. Baltzell, D. Banerjee, B. Batell, D. Bauer, J. Beacham, J. Benesch, J. Bjorken, N. Blinov, C. Boehm, M. Bondí, W. Bonivento, F. Bossi, S. J. Brodsky, R. Budnik, S. Bueltmann, M. H. Bukhari, R. Bunker, M. Carpinelli, C. Cartaro, D. Cassel, G. Cavoto, A. Celentano, A. Chatterjee, S. Chaudhuri, G. Chiodini, H.-M. S. Cho, E. D. Church, D. A. Cooke, J. Cooley, R. Cooper, R. Corliss, P. Crivelli, F. Curciarello, A. D’Angelo,

H. Davoudiasl, M. De Napoli, R. De Vita, A. Denig, P. deNiverville, A. Deshpande, R. Dharmapalan, B. Dobrescu, S. Donskov, R. Dupre, J. Estrada, S. Fegan, T. Ferber, C. Field, E. Figueroa-Feliciano, A. Filippi, B. Fornal, A. Freyberger, A. Friedland, I. Galon, S. Gardner, F.-X. Girod, S. Gninenko, A. Golutvin, S. Gori, C. Grab, E. Graziani, K. Griffioen, A. Haas, K. Harigaya, C. Hearty, S. Hertel, J. Hewett, A. Hime, D. Hitlin, Y. Hochberg, R. J. Holt, M. Holtrop, E. W. Hoppe, T. W. Hossbach, L. Hsu, P. Ilten, J. Incandela, G. Inguglia, K. Irwin, I. Jaegle, R. P. Johnson, Y. Kahn, G. Kalicy, Z.-B. Kang, V. Khachatryan, V. Kozhuharov, N. V. Krasnikov, V. Kubarovsky, E. Kuflik, N. Kurinsky, R. Laha, G. Lanfranchi, D. Li, T. Lin, M. Lisanti, K. Liu, M. Liu, B. Loer, D. Loomba, V. E. Lyubovitskij, A. Manalaysay, G. Mandaglio, J. Mans, W. J. Marciano, T. Markiewicz, L. Marsicano, T. Maruyama, V. A. Matveev, D. McKeen, B. McKinnon, D. McKinsey, H. Merkel, J. Mock, M. E. Monzani, O. Moreno, C. Nantais, S. Paul, M. Peskin, V. Poliakov, A. D. Polosa, M. Pospelov, I. Rachek, B. Radics, M. Raggi, N. Randazzo, B. Ratcliff, A. Rizzo, T. Rizzo, A. Robinson, A. Rubbia, D. Rubin, D. Rueter, T. Saab, E. Santopinto, R. Schnee, J. Shelton, G. Simi, A. Simonyan, V. Sipala, O. Slone, E. Smith, D. Snowden-Ifft, M. Solt, P. Sorensen, Y. Soreq, S. Spagnolo, J. Spencer, S. Stepanyan, J. Strube, M. Sullivan, A. S. Tadepalli, T. Tait, M. Taiuti, P. Tanedo, R. Tayloe, J. Thaler, N. V. Tran, S. Tulin, C. G. Tully, S. Uemura, M. Ungaro, P. Valente, H. Vance, J. Vavra, T. Volansky, B. von Krosigk, A. Whitbeck, M. Williams, P. Wittich, B. Wojtsekhowski, W. Xue, J. M. Yoon, H.-B. Yu, J. Yu, T.-T. Yu, Y. Zhang, Y. Zhao, Y. Zhong, and K. Zurek, “Dark Sectors 2016 Workshop: Community Report,” *arXiv e-prints* (Aug., 2016) arXiv:1608.08632, arXiv:1608.08632 [hep-ph].

- [54] D. Green, M. A. Amin, J. Meyers, B. Wallisch, K. N. Abazajian, M. Abidi, P. Adshead, Z. Ahmed, B. Ansarinejad, R. Armstrong, C. Baccigalupi, K. Bandura, D. Barron, N. Battaglia, D. Baumann, K. Bechtol, C. Bennett, B. Benson, F. Beutler, C. Bischoff, L. Bleem, J. R. Bond, J. Borrill, E. Buckley-Geer, C. Burgess, J. E. Carlstrom, E. Castorina, A. Challinor, X. Chen, A. Cooray, W. Coulton, N. Craig, T. Crawford, F.-Y. Cyr-Racine, G. D’Amico, M. Demarteau, O. Doré, D. Yutong, J. Dunkley, C. Dvorkin, J. Ellison, A. van Engelen, S. Escoffier, T. Essinger-Hileman, G. Fabbian, J. Filippini, R. Flauger, S. Foreman, G. Fuller, M. A. G. Garcia, J. García-Bellido, M. Gerbino, V. Gluscevic, S. G. A. Gontcho, K. M. Górski, D. Grin, E. Grohs, J. E. Gudmundsson, S. Hanany, W. Handley, J. C. Hill, C. M. Hirata, R. Hložek, G. Holder, S. Horiuchi, D. Huterer, K. Kadota, M. Kamionkowski, R. E. Keeley, R. Khatri, T. Kisner, J.-P. Kneib, L. Knox, S. M. Koushiappas, E. D. Kovetz, B. L’Huillier, O. Lahav, M. Lattanzi, H. Lee, M. Liguori, T. Lin, M. Loverde, M. Madhavacheril, K. Masui, J. McMahon, M. McQuinn, P. D. Meerburg, M. Mirbabayi, P. Motloch, S. Mukherjee, J. B. Muñoz, J. Nagy, L. Newburgh, M. D. Niemack, A. Nomerotski, L. Page, F. Piacentini, E. Pierpaoli, L. Pogosian, C. Pryke, G. Puglisi, R. Stompor, M. Raveri, C. L. Reichardt, B. Rose, G. Rossi, J. Ruhl, E. Schaun, M. Schubnell, K. Schutz, N. Sehgal, L. Senatore, H.-J. Seo, B. D. Sherwin, S. Simon, A. Slosar, S. Staggs, A. Stebbins, A. Suzuki, E. R. Switzer, P. Timbie, M. Tristram, M. Trodden, Y.-D. Tsai, C. Umiltà, E. Di Valentino,



- M. Vargas-Magaña, A. Viereg, S. Watson, T. Weiler, N. Whitehorn, W. L. K. Wu, W. Xu, Z. Xu, S. Yasini, M. Zaldarriaga, G.-B. Zhao, N. Zhu, and J. Zuntz, “Messengers from the Early Universe: Cosmic Neutrinos and Other Light Relics,” *BAAS* **51** no. 3, (May, 2019) 159, arXiv:1903.04763 [astro-ph.CO].
- [55] C. Dvorkin *et al.*, “The Physics of Light Relics,” in *2022 Snowmass Summer Study*. 3, 2022. arXiv:2203.07943 [hep-ph].
- [56] J. J. Bennett, G. Buldgen, P. F. De Salas, M. Drewes, S. Gariazzo, S. Pastor, and Y. Y. Y. Wong, “Towards a precision calculation of  $N_{\text{eff}}$  in the Standard Model II: Neutrino decoupling in the presence of flavour oscillations and finite-temperature QED,” *JCAP* **04** (2021) 073, arXiv:2012.02726 [hep-ph].
- [57] K. N. Abazajian, P. Adshead, Z. Ahmed, S. W. Allen, D. Alonso, K. S. Arnold, C. Baccigalupi, J. G. Bartlett, N. Battaglia, B. A. Benson, C. A. Bischoff, J. Borrill, V. Buza, E. Calabrese, R. Caldwell, J. E. Carlstrom, C. L. Chang, T. M. Crawford, F.-Y. Cyr-Racine, F. De Bernardis, T. de Haan, S. di Serego Alighieri, J. Dunkley, C. Dvorkin, J. Errard, G. Fabbian, S. Feeney, S. Ferraro, J. P. Filippini, R. Flauger, G. M. Fuller, V. Gluscevic, D. Green, D. Grin, E. Grohs, J. W. Henning, J. C. Hill, R. Hlozek, G. Holder, W. Holzzapfel, W. Hu, K. M. Huffenberger, R. Keskitalo, L. Knox, A. Kosowsky, J. Kovac, E. D. Kovetz, C.-L. Kuo, A. Kusaka, M. Le Jeune, A. T. Lee, M. Lilley, M. Loverde, M. S. Madhavacheril, A. Mantz, D. J. E. Marsh, J. McMahon, P. D. Meerburg, J. Meyers, A. D. Miller, J. B. Munoz, H. N. Nguyen, M. D. Niemack, M. Peloso, J. Peloton, L. Pogosian, C. Pryke, M. Raveri, C. L. Reichardt, G. Rocha, A. Rotti, E. Schaan, M. M. Schmittfull, D. Scott, N. Sehgal, S. Shandera, B. D. Sherwin, T. L. Smith, L. Sorbo, G. D. Starkman, K. T. Story, A. van Engelen, J. D. Vieira, S. Watson, N. Whitehorn, and W. L. Kimmy Wu, “CMB-S4 Science Book, First Edition,” *ArXiv e-prints* (October, 2016) , arXiv:1610.02743.
- [58] D. Green, Y. Guo, and B. Wallisch, “Cosmological implications of axion-matter couplings,” *JCAP* **02** no. 02, (2022) 019, arXiv:2109.12088 [astro-ph.CO].
- [59] A. Aviles, A. Banerjee, G. Niz, and Z. Slepian, “Clustering in massive neutrino cosmologies via eulerian perturbation theory,” *Journal of Cosmology and Astroparticle Physics* **2021** no. 11, (Nov, 2021) 028. <https://doi.org/10.1088%2F1475-7516%2F2021%2F11%2F028>.
- [60] F. Kamalinejad and Z. Slepian, “A non-degenerate neutrino mass signature in the galaxy bispectrum,” 2020. <https://arxiv.org/abs/2011.00899>.
- [61] G. Franco Abellán, Z. Chacko, A. Dev, P. Du, V. Poulin, and Y. Tsai, “Improved cosmological constraints on the neutrino mass and lifetime,” *JHEP* **08** (2022) 076, arXiv:2112.13862 [hep-ph].
- [62] K. N. Abazajian *et al.*, “Synergy between cosmological and laboratory searches in neutrino physics: a white paper,” arXiv:2203.07377 [hep-ph].

- [63] D. Green, D. E. Kaplan, and S. Rajendran, “Neutrino interactions in the late universe,” *JHEP* **11** (2021) 162, arXiv:2108.06928 [hep-ph].
- [64] M. R. Buckley and A. H. G. Peter, “Gravitational probes of dark matter physics,” *Phys. Rept.* **761** (2018) 1–60, arXiv:1712.06615 [astro-ph.CO].
- [65] **LSST Dark Matter Group** Collaboration, A. Drlica-Wagner *et al.*, “Probing the Fundamental Nature of Dark Matter with the Large Synoptic Survey Telescope,” arXiv:1902.01055 [astro-ph.CO].
- [66] K. Bechtol *et al.*, “Dark Matter Science in the Era of LSST,” arXiv:1903.04425 [astro-ph.CO].
- [67] S. Chakrabarti, A. Drlica-Wagner, T. S. Li, N. Sehgal, J. D. Simon, S. Birrer, D. A. Brown, R. Bernstein, A. D. Bolatto, P. Chang, K. Dawson, P. Demorest, D. Grin, D. L. Kaplan, J. Lazio, J. Marshall, E. J. Murphy, S. Ransom, B. E. Robertson, R. Singh, A. Slosar, T. Treu, Y.-D. Tsai, and B. F. Williams, “Snowmass2021 Cosmic Frontier White Paper: Observational Facilities to Study Dark Matter,” *arXiv e-prints* (Mar., 2022) arXiv:2203.06200, arXiv:2203.06200 [astro-ph.CO].
- [68] K. Bechtol *et al.*, “Snowmass2021 Cosmic Frontier White Paper: Dark Matter Physics from Halo Measurements,” in *2022 Snowmass Summer Study*. 3, 2022. arXiv:2203.07354 [hep-ph].
- [69] M. Valluri, S. Chabanier, V. Irsic, E. Armengaud, M. Walther, C. Rockosi, M. A. Sanchez-Conde, L. Beraldo e Silva, A. P. Cooper, E. Darragh-Ford, K. Dawson, A. J. Deason, S. Ferraro, J. E. Forero-Romero, A. Garzilli, T. Li, Z. Lukic, C. J. Manser, N. Palanque-Delabrouille, C. Ravoux, T. Tan, W. Wang, R. Wechsler, A. Carrillo, A. Dey, S. E. Koposov, Y.-Y. Mao, P. Montero-Camacho, E. Patel, G. Rossi, L. A. Urena-Lopez, and O. Valenzuela, “Snowmass2021 Cosmic Frontier White Paper: Prospects for obtaining Dark Matter Constraints with DESI,” *arXiv e-prints* (Mar., 2022) arXiv:2203.07491, arXiv:2203.07491 [astro-ph.CO].
- [70] T. S. Li *et al.*, “Astrophysical Tests of Dark Matter with Maunakea Spectroscopic Explorer,” arXiv:1903.03155 [astro-ph.CO].
- [71] K. Kuijken and G. Gilmore, “The mass distribution in the galactic disc -II. Determination of the surface mass density of the galactic disc near the Sun.,” *Monthly Notices of the Royal Astronomical Society* **239** (Aug., 1989) 605–649.
- [72] D. Vargya, R. Sanderson, O. Sameie, M. Boylan-Kolchin, P. F. Hopkins, A. Wetzel, and A. Graus, “Shapes of Milky-Way-mass galaxies with Self-Interacting Dark Matter,” *Monthly Notices of the Royal Astronomical Society* (July, 2022) , arXiv:2104.14069 [astro-ph.GA].
- [73] A. G. Kim and E. V. Linder, “Complementarity of Peculiar Velocity Surveys and Redshift Space Distortions for Testing Gravity,” *Phys. Rev. D* **101** no. 2, (2020) 023516, arXiv:1911.09121 [astro-ph.CO].

- [74] A. G. Kim *et al.*, “Testing Gravity Using Type Ia Supernovae Discovered by Next-Generation Wide-Field Imaging Surveys,” *Bull. Am. Astron. Soc.* **51** no. 3, (2019) 140, arXiv:1903.07652 [astro-ph.CO].
- [75] A. Palmese and A. G. Kim, “Probing gravity and growth of structure with gravitational waves and galaxies’ peculiar velocity,” *Phys. Rev. D* **103** no. 10, (2021) 103507, arXiv:2005.04325 [astro-ph.CO].
- [76] K. Boone, G. Aldering, P. Antilogus, C. Aragon, S. Bailey, C. Baltay, S. Bongard, C. Buton, Y. Copin, S. Dixon, D. Fouchez, E. Gangler, R. Gupta, B. Hayden, W. Hillebrandt, A. G. Kim, M. Kowalski, D. Küsters, P. F. Léget, F. Mondon, J. Nordin, R. Pain, E. Pecontal, R. Pereira, S. Perlmutter, K. A. Ponder, D. Rabinowitz, M. Rigault, D. Rubin, K. Runge, C. Saunders, G. Smadja, N. Suzuki, C. Tao, S. Taubenberger, R. C. Thomas, and M. Vincenzi, “The Twins Embedding of Type Ia Supernovae. I. The Diversity of Spectra at Maximum Light,” *Astrophysical Journal* **912** no. 1, (May, 2021) 70, arXiv:2105.02676 [astro-ph.CO].
- [77] K. Boone, G. Aldering, P. Antilogus, C. Aragon, S. Bailey, C. Baltay, S. Bongard, C. Buton, Y. Copin, S. Dixon, D. Fouchez, E. Gangler, R. Gupta, B. Hayden, W. Hillebrandt, A. G. Kim, M. Kowalski, D. Küsters, P. F. Léget, F. Mondon, J. Nordin, R. Pain, E. Pecontal, R. Pereira, S. Perlmutter, K. A. Ponder, D. Rabinowitz, M. Rigault, D. Rubin, K. Runge, C. Saunders, G. Smadja, N. Suzuki, C. Tao, S. Taubenberger, R. C. Thomas, and M. Vincenzi, “The Twins Embedding of Type Ia Supernovae. II. Improving Cosmological Distance Estimates,” *Astrophysical Journal* **912** no. 1, (May, 2021) 71, arXiv:2105.02204 [astro-ph.CO].
- [78] C. Sánchez, M. Raveri, A. Alarcon, and G. M. Bernstein, “Propagating sample variance uncertainties in redshift calibration: simulations, theory and application to the COSMOS2015 data,” *Mon. Not. Roy. Astron. Soc.* **498** no. 2, (2020) 2984–2999, arXiv:2004.09542 [astro-ph.CO].
- [79] **LSST Dark Energy Science** Collaboration, R. Mandelbaum *et al.*, “Wide-field Multi-object Spectroscopy to Enhance Dark Energy Science from LSST,” arXiv:1903.09323 [astro-ph.CO].
- [80] **LSST Dark Energy Science** Collaboration, J. A. Newman *et al.*, “Deep Multi-object Spectroscopy to Enhance Dark Energy Science from LSST,” arXiv:1903.09325 [astro-ph.CO].
- [81] **DES** Collaboration, J. Myles *et al.*, “Dark Energy Survey Year 3 results: redshift calibration of the weak lensing source galaxies,” *Mon. Not. Roy. Astron. Soc.* **505** no. 3, (2021) 4249–4277, arXiv:2012.08566 [astro-ph.CO].
- [82] **CHIME** Collaboration, M. Amiri *et al.*, “Detection of Cosmological 21 cm Emission with the Canadian Hydrogen Intensity Mapping Experiment,” arXiv:2202.01242 [astro-ph.CO].

- [83] T.-C. Chang, U.-L. Pen, K. Bandura, and J. B. Peterson, “An intensity map of hydrogen 21-cm emission at redshift  $z \sim 0.8$ ,” *Nature* **466** no. 7305, (July, 2010) 463–465.
- [84] P. Lah, J. N. Chengalur, F. H. Briggs, M. Colless, R. de Propris, M. B. Pracy, W. J. G. de Blok, S. S. Fujita, M. Ajiki, Y. Shioya, T. Nagao, T. Murayama, Y. Taniguchi, M. Yagi, and S. Okamura, “The HI content of star-forming galaxies at  $z = 0.24$ ,” *Monthly Notices of the Royal Astronomical Society* **376** no. 3, (Apr., 2007) 1357–1366, arXiv:astro-ph/0701668 [astro-ph].
- [85] N. Galitzki, A. Ali, K. S. Arnold, P. C. Ashton, J. E. Austermann, C. Baccigalupi, T. Baidon, D. Barron, J. A. Beall, S. Beckman, S. M. M. Bruno, S. Bryan, P. G. Calisse, G. E. Chesmore, Y. Chinone, S. K. Choi, G. Coppi, K. D. Crowley, K. T. Crowley, A. Cukierman, M. J. Devlin, S. Dicker, B. Dober, S. M. Duff, J. Dunkley, G. Fabbian, P. A. Gallardo, M. Gerbino, N. Goeckner-Wald, J. E. Golec, J. E. Gudmundsson, E. E. Healy, S. Henderson, C. A. Hill, G. C. Hilton, S.-P. P. Ho, L. A. Howe, J. Hubmayr, O. Jeong, B. Keating, B. J. Koopman, K. Kiuchi, A. Kusaka, J. Lashner, A. T. Lee, Y. Li, M. Limon, M. Lungu, F. Matsuda, P. D. Mauskopf, A. J. May, N. McCallum, J. McMahon, F. Nati, M. D. Niemack, J. L. Orlowski-Scherer, S. C. Parshley, L. Piccirillo, M. Sathyanarayana Rao, C. Raum, M. Salatino, J. S. Seibert, C. Sierra, M. Silva-Feaver, S. M. Simon, S. T. Staggs, J. R. Stevens, A. Suzuki, G. Teply, R. Thornton, C. Tsai, J. N. Ullom, E. M. Vavagiakis, M. R. Vissers, B. Westbrook, E. J. Wollack, Z. Xu, and N. Zhu, “The Simons Observatory: instrument overview,” in *Millimeter, Submillimeter, and Far-Infrared Detectors and Instrumentation for Astronomy IX*, vol. 10708 of *Society of Photo-Optical Instrumentation Engineers (SPIE) Conference Series*, p. 1070804. July, 2018. arXiv:1808.04493 [astro-ph.IM].
- [86] B. Yu, R. Z. Knight, B. D. Sherwin, S. Ferraro, L. Knox, and M. Schmittfull, “Towards Neutrino Mass from Cosmology without Optical Depth Information,” arXiv:1809.02120 [astro-ph.CO].
- [87] B. Yu, S. Ferraro, Z. R. Knight, L. Knox, and B. D. Sherwin, “The Physical Origin of Dark Energy Constraints from Rubin Observatory and CMB-S4 Lensing Tomography,” arXiv:2108.02801 [astro-ph.CO].
- [88] C. Modi, M. White, and Z. Vlah, “Modeling CMB lensing cross correlations with CLEFT,” *JCAP* **08** (2017) 009, arXiv:1706.03173 [astro-ph.CO].
- [89] M. J. Wilson and M. White, “Cosmology with dropout selection: Straw-man surveys and CMB lensing,” arXiv:1904.13378 [astro-ph.CO].
- [90] S.-F. Chen, M. White, J. DeRose, and N. Kokron, “Cosmological analysis of three-dimensional BOSS galaxy clustering and Planck CMB lensing cross correlations via Lagrangian perturbation theory,” *JCAP* **07** no. 07, (2022) 041, arXiv:2204.10392 [astro-ph.CO].

- [91] M. Schmittfull and U. Seljak, “Parameter constraints from cross-correlation of CMB lensing with galaxy clustering,” *Phys. Rev.* **D97** no. 12, (2018) 123540, arXiv:1710.09465 [astro-ph.CO].
- [92] K. M. Smith, M. S. Madhavacheril, M. Münchmeyer, S. Ferraro, U. Giri, and M. C. Johnson, “KSZ tomography and the bispectrum,” arXiv:1810.13423 [astro-ph.CO].
- [93] M. Birkinshaw and S. F. Gull, “A test for transverse motions of clusters of galaxies,” *Nature* **302** no. 5906, (Mar., 1983) 315–317.
- [94] S. C. Hotinli, J. Meyers, N. Dalal, A. H. Jaffe, M. C. Johnson, J. B. Mertens, M. Münchmeyer, K. M. Smith, and A. van Engelen, “Transverse Velocities with the Moving Lens Effect,” *Phys. Rev. Lett.* **123** no. 6, (2019) 061301, arXiv:1812.03167 [astro-ph.CO].
- [95] M. Münchmeyer, M. S. Madhavacheril, S. Ferraro, M. C. Johnson, and K. M. Smith, “Constraining local non-Gaussianities with kSZ tomography,” arXiv:1810.13424 [astro-ph.CO].
- [96] A. Abramovici, W. E. Althouse, R. W. P. Drever, Y. Gursel, S. Kawamura, F. J. Raab, D. Shoemaker, L. Sievers, R. E. Spero, K. S. Thorne, R. E. Vogt, R. Weiss, S. E. Whitcomb, and M. E. Zucker, “LIGO: The Laser Interferometer Gravitational-Wave Observatory,” *Science* **256** no. 5055, (Apr., 1992) 325–333.
- [97] LIGO Scientific collaboration, “Advanced LIGO,” *Classical and Quantum Gravity* **32** no. 7, (Mar, 2015) 074001. <https://doi.org/10.1088%2F0264-9381%2F32%2F7%2F074001>.
- [98] F. Acernese *et al.*, “Advanced virgo: a second-generation interferometric gravitational wave detector,” *Classical and Quantum Gravity* **32** no. 2, (Dec, 2014) 024001. <https://doi.org/10.1088%2F0264-9381%2F32%2F2%2F024001>.
- [99] T. Akutsu *et al.*, “Overview of kagra: Detector design and construction history,” 2020. <https://arxiv.org/abs/2005.05574>.
- [100] S. W. Ballmer, R. Adhikari, L. Badurina, D. A. Brown, S. Chattopadhyay, M. Evans, P. Fritschel, E. Hall, J. M. Hogan, K. Jani, T. Kovachy, K. Kuns, A. Schwartzman, D. Sigg, B. Slagmolen, S. Vitale, and C. Wipf, “Snowmass2021 cosmic frontier white paper: Future gravitational-wave detector facilities,” 2022. <https://arxiv.org/abs/2203.08228>.
- [101] M. Evans, R. X. Adhikari, C. Afle, S. W. Ballmer, S. Biscoveanu, S. Borhanian, D. A. Brown, Y. Chen, R. Eisenstein, A. Gruson, A. Gupta, E. D. Hall, R. Huxford, B. Kamai, R. Kashyap, J. S. Kissel, K. Kuns, P. Landry, A. Lenon, G. Lovelace, L. McCuller, K. K. Y. Ng, A. H. Nitz, J. Read, B. S. Sathyaprakash, D. H. Shoemaker, B. J. J. Slagmolen, J. R. Smith, V. Srivastava, L. Sun, S. Vitale, and R. Weiss, “A horizon study for cosmic explorer: Science, observatories, and community,” 2021. <https://arxiv.org/abs/2109.09882>.

- [102] P. Amaro-Seoane, H. Audley, S. Babak, J. Baker, E. Barausse, P. Bender, E. Berti, P. Binetruy, M. Born, D. Bortoluzzi, J. Camp, C. Caprini, V. Cardoso, M. Colpi, J. Conklin, N. Cornish, C. Cutler, K. Danzmann, R. Dolesi, L. Ferraioli, V. Ferroni, E. Fitzsimons, J. Gair, L. G. Bote, D. Giardini, F. Gibert, C. Grmani, H. Halloin, G. Heinzl, T. Hertog, M. Hewitson, K. Holley-Bockelmann, D. Hollington, M. Hueller, H. Inchauspe, P. Jetzer, N. Karnesis, C. Killow, A. Klein, B. Klipstein, N. Korsakova, S. L. Larson, J. Livas, I. Lloro, N. Man, D. Mance, J. Martino, I. Mateos, K. McKenzie, S. T. McWilliams, C. Miller, G. Mueller, G. Nardini, G. Nelemans, M. Nofrarias, A. Petiteau, P. Pivato, E. Plagnol, E. Porter, J. Reiche, D. Robertson, N. Robertson, E. Rossi, G. Russano, B. Schutz, A. Sesana, D. Shoemaker, J. Slutsky, C. F. Sopuerta, T. Sumner, N. Tamanini, I. Thorpe, M. Troebels, M. Vallisneri, A. Vecchio, D. Vetrugno, S. Vitale, M. Volonteri, G. Wanner, H. Ward, P. Wass, W. Weber, J. Ziemer, and P. Zweifel, “Laser interferometer space antenna,” 2017. <https://arxiv.org/abs/1702.00786>.
- [103] G. Hobbs, A. Archibald, Z. Arzoumanian, D. Backer, M. Bailes, N. D. R. Bhat, M. Burgay, S. Burke-Spolaor, D. Champion, I. Cognard, W. Coles, J. Cordes, P. Demorest, G. Desvignes, R. D. Ferdman, L. Finn, P. Freire, M. Gonzalez, J. Hessels, A. Hotan, G. Janssen, F. Jenet, A. Jessner, C. Jordan, V. Kaspi, M. Kramer, V. Kondratiev, J. Lazio, K. Lazaridis, K. J. Lee, Y. Levin, A. Lommen, D. Lorimer, R. Lynch, A. Lyne, R. Manchester, M. McLaughlin, D. Nice, S. Osłowski, M. Pilia, A. Possenti, M. Purver, S. Ransom, J. Reynolds, S. Sanidas, J. Sarkissian, A. Sesana, R. Shannon, X. Siemens, I. Stairs, B. Stappers, D. Stinebring, G. Theureau, R. van Haasteren, W. van Straten, J. P. W. Verbiest, D. R. B. Yardley, and X. P. You, “The international pulsar timing array project: using pulsars as a gravitational wave detector,” *Classical and Quantum Gravity* **27** no. 8, (Apr, 2010) 084013. <https://doi.org/10.1088/0264-9381/27/8/084013>.
- [104] E. Berti, V. Cardoso, Z. Haiman, D. E. Holz, E. Mottola, S. Mukherjee, B. Sathyaprakash, X. Siemens, and N. Yunes, “Snowmass2021 Cosmic Frontier White Paper: Fundamental Physics and Beyond the Standard Model,” *arXiv e-prints* (Mar., 2022) arXiv:2203.06240, arXiv:2203.06240 [hep-ph].
- [105] **LIGO Scientific, Virgo, Fermi GBM, INTEGRAL, IceCube, AstroSat Cadmium Zinc Telluride Imager Team, IPN, Insight-Hxmt, ANTARES, Swift, AGILE Team, 1M2H Team, Dark Energy Camera GW-EM, DES, DLT40, GRAWITA, Fermi-LAT, ATCA, ASKAP, Las Cumbres Observatory Group, OzGrav, DWF (Deeper Wider Faster Program), AST3, CAASTRO, VINROUGE, MASTER, J-GEM, GROWTH, JAGWAR, CaltechNRAO, TTU-NRAO, NuSTAR, Pan-STARRS, MAXI Team, TZAC Consortium, KU, Nordic Optical Telescope, ePESSTO, GROND, Texas Tech University, SALT Group, TOROS, BOOTES, MWA, CALET, IKI-GW Follow-up, H.E.S.S., LOFAR, LWA, HAWC, Pierre Auger, ALMA, Euro VLBI Team, Pi of Sky, Chandra Team at McGill University, DFN, ATLAS Telescopes, High Time Resolution Universe Survey, RIMAS, RATIR, SKA South Africa/MeerKAT Collaboration, B. P. Abbott *et al.*, “Multi-messenger Observations of a Binary**

- Neutron Star Merger,” *Astrophys. J. Lett.* **848** no. 2, (2017) L12, arXiv:1710.05833 [astro-ph.HE].
- [106] A. Palmese, O. Graur, J. T. Annis, S. BenZvi, E. Di Valentino, J. Garcia-Bellido, S. G. A. Gontcho, R. Keeley, A. Kim, O. Lahav, S. Nissanke, K. Paterson, M. Sako, A. Shafieloo, and Y.-D. Tsai, “Gravitational wave cosmology and astrophysics with large spectroscopic galaxy surveys,” *BAAS* **51** no. 3, (May, 2019) 310, arXiv:1903.04730 [astro-ph.CO].
- [107] A. G. Kim, A. Palmese, M. E. S. Pereira, G. Aldering, F. Andrade-Oliveira, J. Annis, S. Bailey, S. BenZvi, U. Braga-Neto, F. Courbin, A. Garcia, D. Jeffery, G. Narayan, S. Perlmutter, M. Soares-Santos, T. Treu, and L. Wang, “Snowmass2021 Cosmic Frontier CF6 White Paper: Multi-Experiment Probes for Dark Energy – Transients,” *arXiv e-prints* (Mar., 2022) arXiv:2203.11226, arXiv:2203.11226 [astro-ph.CO].
- [108] B. F. Schutz, “Determining the Hubble constant from gravitational wave observations,” *Nature* **323** (Sept., 1986) 310.
- [109] D. Kasen, B. Metzger, J. Barnes, E. Quataert, and E. Ramirez-Ruiz, “Origin of the heavy elements in binary neutron-star mergers from a gravitational-wave event,” *Nature* **551** no. 7678, (Oct, 2017) 80–84.  
<http://dx.doi.org/10.1038/nature24453>.
- [110] A. Raccanelli, “Gravitational wave astronomy with radio galaxy surveys,” *Monthly Notices of the Royal Astronomical Society* **469** no. 1, (July, 2017) 656–670, arXiv:1609.09377 [astro-ph.CO].
- [111] A. Raccanelli, “Gravitational wave astronomy with radio galaxy surveys,” *Monthly Notices of the Royal Astronomical Society* (Apr, 2017) .  
<http://dx.doi.org/10.1093/mnras/stx835>.
- [112] A. Raccanelli, E. D. Kovetz, S. Bird, I. Cholis, and J. B. Muñoz, “Determining the progenitors of merging black-hole binaries,” *Physics Review D* **94** no. 2, (July, 2016) 023516, arXiv:1605.01405 [astro-ph.CO].
- [113] G. Scelfo, N. Bellomo, A. Raccanelli, S. Matarrese, and L. Verde, “GWxLSS: chasing the progenitors of merging binary black holes,” *JCAP* **9** (Sept., 2018) 039, arXiv:1809.03528.
- [114] A. Stroeer and A. Vecchio, “The LISA verification binaries,” *Classical and Quantum Gravity* **23** no. 19, (Sep, 2006) S809–S817.  
<https://doi.org/10.1088%2F0264-9381%2F23%2F19%2Fs19>.
- [115] S. M. LaMassa, S. Cales, E. C. Moran, A. D. Myers, G. T. Richards, M. Eracleous, T. M. Heckman, L. Gallo, and C. M. Urry, “The Discovery of the First “Changing Look” Quasar: New Insights Into the Physics and Phenomenology of Active Galactic Nucleus,” *Astrophysical Journal* **800** no. 2, (Feb., 2015) 144, arXiv:1412.2136 [astro-ph.GA].

- [116] N. Inada, M. Oguri, M.-S. Shin, I. Kayo, M. A. Strauss, T. Morokuma, C. E. Rusu, M. Fukugita, C. S. Kochanek, G. T. Richards, D. P. Schneider, D. G. York, N. A. Bahcall, J. A. Frieman, P. B. Hall, and R. L. White, “The Sloan Digital Sky Survey Quasar Lens Search. V. Final Catalog from the Seventh Data Release,” *Astronomical Journal* **143** no. 5, (May, 2012) 119, arXiv:1203.1087 [astro-ph.CO].
- [117] Y. Shu, J. R. Brownstein, A. S. Bolton, L. V. E. Koopmans, T. Treu, A. D. Montero-Dorta, M. W. Auger, O. Czoske, R. Gavazzi, P. J. Marshall, and L. A. Moustakas, “The Sloan Lens ACS Survey. XIII. Discovery of 40 New Galaxy-scale Strong Lenses,” *Astrophysical Journal* **851** no. 1, (Dec., 2017) 48, arXiv:1711.00072 [astro-ph.GA].
- [118] M. S. Talbot, J. R. Brownstein, K. S. Dawson, J.-P. Kneib, and J. Bautista, “The completed SDSS-IV extended Baryon Oscillation Spectroscopic Survey: a catalogue of strong galaxy-galaxy lens candidates,” *Monthly Notices of the Royal Astronomical Society* **502** no. 3, (Apr., 2021) 4617–4640, arXiv:2007.09006 [astro-ph.GA].
- [119] N. Inada, M. Oguri, B. Pindor, J. F. Hennawi, K. Chiu, W. Zheng, S.-I. Ichikawa, M. D. Gregg, R. H. Becker, Y. Suto, M. A. Strauss, E. L. Turner, C. R. Keeton, J. Annis, F. J. Castander, D. J. Eisenstein, J. A. Frieman, M. Fukugita, J. E. Gunn, D. E. Johnston, S. M. Kent, R. C. Nichol, G. T. Richards, H.-W. Rix, E. S. Sheldon, N. A. Bahcall, J. Brinkmann, Ž. Ivezić, D. Q. Lamb, T. A. McKay, D. P. Schneider, and D. G. York, “A gravitationally lensed quasar with quadruple images separated by 14.62arcseconds,” *Nature* **426** no. 6968, (Dec., 2003) 810–812, arXiv:astro-ph/0312427 [astro-ph].
- [120] R. Gavazzi, T. Treu, L. V. E. Koopmans, A. S. Bolton, L. A. Moustakas, S. Burles, and P. J. Marshall, “The Sloan Lens ACS Survey. VI. Discovery and Analysis of a Double Einstein Ring,” *Astrophysical Journal* **677** no. 2, (Apr., 2008) 1046–1059, arXiv:0801.1555 [astro-ph].
- [121] L. Jiang, I. D. McGreer, X. Fan, M. A. Strauss, E. Bañados, R. H. Becker, F. Bian, K. Farnsworth, Y. Shen, F. Wang, R. Wang, S. Wang, R. L. White, J. Wu, X.-B. Wu, J. Yang, and Q. Yang, “The Final SDSS High-redshift Quasar Sample of 52 Quasars at  $z \lesssim 5.7$ ,” *Astrophysical Journal* **833** no. 2, (Dec., 2016) 222, arXiv:1610.05369 [astro-ph.GA].
- [122] R. H. Becker, X. Fan, R. L. White, M. A. Strauss, V. K. Narayanan, R. H. Lupton, J. E. Gunn, J. Annis, N. A. Bahcall, J. Brinkmann, A. J. Connolly, I. Csabai, P. C. Czarapata, M. Doi, T. M. Heckman, G. S. Hennessy, Ž. Ivezić, G. R. Knapp, D. Q. Lamb, T. A. McKay, J. A. Munn, T. Nash, R. Nichol, J. R. Pier, G. T. Richards, D. P. Schneider, C. Stoughton, A. S. Szalay, A. R. Thakar, and D. G. York, “Evidence for Reionization at  $z \sim 6$ : Detection of a Gunn-Peterson Trough in a  $z=6.28$  Quasar,” *Astronomical Journal* **122** no. 6, (Dec., 2001) 2850–2857, arXiv:astro-ph/0108097 [astro-ph].
- [123] J. R. Findlay, J. X. Prochaska, J. F. Hennawi, M. Fumagalli, A. D. Myers, S. Bartle, B. Chehade, M. A. DiPompeo, T. Shanks, M. W. Lau, and K. H. R. Rubin, “Quasars



- Probing Quasars. X. The Quasar Pair Spectral Database,” *ApJS* **236** no. 2, (June, 2018) 44, arXiv:1804.08624 [astro-ph.GA].
- [124] G. Worseck and J. X. Prochaska, “GALEX Far-ultraviolet Color Selection of UV-bright High-redshift Quasars,” *Astrophysical Journal* **728** no. 1, (Feb., 2011) 23, arXiv:1004.3347 [astro-ph.CO].
- [125] Z. Cai, X. Fan, F. Bian, A. Zabludoff, Y. Yang, J. X. Prochaska, I. McGreer, Z.-Y. Zheng, N. Kashikawa, R. Wang, B. Frye, R. Green, and L. Jiang, “Mapping the Most Massive Overdensities through Hydrogen (MAMMOTH). II. Discovery of the Extremely Massive Overdensity BOSS1441 at  $z = 2.32$ ,” *Astrophysical Journal* **839** no. 2, (Apr., 2017) 131, arXiv:1609.02913 [astro-ph.GA].
- [126] I. Pérez-Ràfols, A. Font-Ribera, J. Miralda-Escudé, M. Blomqvist, S. Bird, N. Busca, H. du Mas des Bourboux, L. Mas-Ribas, P. Noterdaeme, P. Petitjean, J. Rich, and D. P. Schneider, “The SDSS-DR12 large-scale cross-correlation of damped Lyman alpha systems with the Lyman alpha forest,” *Monthly Notices of the Royal Astronomical Society* **473** no. 3, (Jan., 2018) 3019–3038, arXiv:1709.00889 [astro-ph.CO].
- [127] N. Filiz Ak, W. N. Brandt, P. B. Hall, D. P. Schneider, S. F. Anderson, R. R. Gibson, B. F. Lundgren, A. D. Myers, P. Petitjean, N. P. Ross, Y. Shen, D. G. York, D. Bizyaev, J. Brinkmann, E. Malanushenko, D. J. Oravetz, K. Pan, A. E. Simmons, and B. A. Weaver, “Broad Absorption Line Disappearance on Multi-year Timescales in a Large Quasar Sample,” *Astrophysical Journal* **757** no. 2, (Oct., 2012) 114, arXiv:1208.0836 [astro-ph.CO].
- [128] S. Komossa, H. Zhou, and H. Lu, “A Recoiling Supermassive Black Hole in the Quasar SDSS J092712.65+294344.0?,” *Astrophysical Journal, Letters* **678** no. 2, (May, 2008) L81, arXiv:0804.4585 [astro-ph].
- [129] T. A. Boroson and T. R. Lauer, “A candidate sub-parsec supermassive binary black hole system,” *Nature* **458** no. 7234, (Mar., 2009) 53–55, arXiv:0901.3779 [astro-ph.GA].
- [130] T. Bogdanović, M. Eracleous, and S. Sigurdsson, “SDSS J092712.65+294344.0: Recoiling Black Hole or a Subparsec Binary Candidate?,” *Astrophysical Journal* **697** no. 1, (May, 2009) 288–292, arXiv:0809.3262 [astro-ph].
- [131] M. Dotti, C. Montuori, R. Decarli, M. Volonteri, M. Colpi, and F. Haardt, “SDSSJ092712.65+294344.0: a candidate massive black hole binary,” *Monthly Notices of the Royal Astronomical Society* **398** no. 1, (Sept., 2009) L73–L77, arXiv:0809.3446 [astro-ph].
- [132] O. Graur and D. Maoz, “Discovery of 90 Type Ia supernovae among 700 000 Sloan spectra: the Type Ia supernova rate versus galaxy mass and star formation rate at redshift  $\sim 0.1$ ,” *Monthly Notices of the Royal Astronomical Society* **430** no. 3, (Apr., 2013) 1746–1763, arXiv:1209.0008 [astro-ph.CO].

- [133] K. Liao, M. Biesiada, and Z.-H. Zhu, “Strongly Lensed Transient Sources: A Review,” *arXiv e-prints* (July, 2022) arXiv:2207.13489, arXiv:2207.13489 [astro-ph.HE].
- [134] D. A. Goldstein, P. E. Nugent, and A. Goobar, “Rates and Properties of Supernovae Strongly Gravitationally Lensed by Elliptical Galaxies in Time-domain Imaging Surveys,” *ApJS* **243** no. 1, (July, 2019) 6, arXiv:1809.10147 [astro-ph.GA].
- [135] S. Bag, A. G. Kim, E. V. Linder, and A. Shafieloo, “Be It Unresolved: Measuring Time Delays from Lensed Supernovae,” *Astrophysical Journal* **910** no. 1, (Mar., 2021) 65, arXiv:2010.03774 [astro-ph.CO].
- [136] S. Vegetti, L. V. E. Koopmans, A. Bolton, T. Treu, and R. Gavazzi, “Detection of a dark substructure through gravitational imaging,” *Monthly Notices of the Royal Astronomical Society* **408** no. 4, (Nov., 2010) 1969–1981, arXiv:0910.0760 [astro-ph.CO].
- [137] S. Vegetti, L. V. E. Koopmans, M. W. Auger, T. Treu, and A. S. Bolton, “Inference of the cold dark matter substructure mass function at  $z = 0.2$  using strong gravitational lenses,” *Monthly Notices of the Royal Astronomical Society* **442** no. 3, (Aug., 2014) 2017–2035, arXiv:1405.3666 [astro-ph.GA].
- [138] E. Darragh-Ford, J. Wu, Y.-Y. Mao, R. H. Wechsler, M. Nowotka, the SAGA, and D. Collaborations *in preparation* (2022) .
- [139] M. Takada, R. S. Ellis, M. Chiba, J. E. Greene, H. Aihara, N. Arimoto, K. Bundy, J. Cohen, O. Doré, G. Graves, J. E. Gunn, T. Heckman, C. M. Hirata, P. Ho, J.-P. Kneib, O. Le Fèvre, L. Lin, S. More, H. Murayama, T. Nagao, M. Ouchi, M. Seiffert, J. D. Silverman, L. Sodré, D. N. Spergel, M. A. Strauss, H. Sugai, Y. Suto, H. Takami, and R. Wyse, “Extragalactic science, cosmology, and Galactic archaeology with the Subaru Prime Focus Spectrograph,” *PASJ* **66** no. 1, (Feb., 2014) R1, arXiv:1206.0737 [astro-ph.CO].
- [140] A. Merson, Y. Wang, A. Benson, A. Faisst, D. Masters, A. Kiessling, and J. Rhodes, “Predicting  $H\alpha$  emission-line galaxy counts for future galaxy redshift surveys,” *Monthly Notices of the Royal Astronomical Society* **474** no. 1, (Feb., 2018) 177–196, arXiv:1710.00833 [astro-ph.GA].
- [141] M. B. Bagley, C. Scarlata, V. Mehta, H. Teplitz, I. Baronchelli, D. J. Eisenstein, L. Pozzetti, A. Cimatti, M. Rutkowski, Y. Wang, and A. Merson, “HST Grism-derived Forecasts for Future Galaxy Redshift Surveys,” *Astrophysical Journal* **897** no. 1, (July, 2020) 98, arXiv:2006.03602 [astro-ph.GA].
- [142] J. R. Weaver, O. B. Kauffmann, O. Ilbert, H. J. McCracken, A. Moneti, S. Toft, G. Brammer, M. Shuntov, I. Davidzon, B. C. Hsieh, C. Laigle, A. Anastasiou, C. K. Jespersen, J. Vinther, P. Capak, C. M. Casey, C. J. R. McPartland, B. Milvang-Jensen, B. Mobasher, D. B. Sanders, L. Zalesky, S. Arnouts, H. Aussel, J. S. Dunlop, A. Faisst, M. Franx, L. J. Furtak, J. P. U. Fynbo, K. M. L. Gould, T. R. Greve, S. Gwyn, J. S. Kartaltepe, D. Kashino, A. M. Koekemoer, V. Kokorev, O. Le Fèvre, S. Lilly,

- D. Masters, G. Magdis, V. Mehta, Y. Peng, D. A. Riechers, M. Salvato, M. Sawicki, C. Scarlata, N. Scoville, R. Shirley, J. D. Silverman, A. Sneppen, V. Smolcić, C. Steinhardt, D. Stern, M. Tanaka, Y. Taniguchi, H. I. Teplitz, M. Vaccari, W. H. Wang, and G. Zamorani, “COSMOS2020: A Panchromatic View of the Universe to  $z = 10$  from Two Complementary Catalogs,” *ApJS* **258** no. 1, (Jan., 2022) 11, arXiv:2110.13923 [astro-ph.GA].
- [143] M. Giavalisco, “Lyman-break galaxies,” *Ann. Rev. Astron. Astrophys.* **40** (2002) 579–641.
- [144] A. E. Shapley, “Physical Properties of Galaxies from  $z=2-4$ ,” *Ann. Rev. Astron. Astrophys.* **49** (2011) 525–580, arXiv:1107.5060 [astro-ph.CO].
- [145] C. Ly, M. A. Malkan, T. Treu, J.-H. Woo, T. Currie, M. Hayashi, N. Kashikawa, K. Motohara, K. Shimasaku, and M. Yoshida, “Lyman Break Galaxies at  $z \sim 1.8-2.8$ : GALEX/NUV Imaging of the Subaru Deep Field,” *Astrophys. J.* **697** (2009) 1410–1432, arXiv:0902.4712 [astro-ph.CO].
- [146] P. Madau, “Radiative transfer in a clumpy universe: The Colors of high-redshift galaxies,” *Astrophys. J.* **441** (1995) 18.
- [147] P. Madau, H. C. Ferguson, M. E. Dickinson, M. Giavalisco, C. C. Steidel, and A. Fruchter, “High-redshift galaxies in the Hubble Deep Field: colour selection and star formation history to  $z \sim 4$ ,” *Monthly Notices of the Royal Astronomical Society* **283** no. 4, (Dec., 1996) 1388–1404, arXiv:astro-ph/9607172 [astro-ph].
- [148] A. Konno, M. Ouchi, K. Nakajima, F. Duval, H. Kusakabe, Y. Ono, and K. Shimasaku, “Bright and Faint Ends of  $\text{Ly}\alpha$  Luminosity Functions at  $z = 2$  Determined by the Subaru Survey: Implications for AGNs, Magnification Bias, and ISM H I Evolution,” *Astrophysical Journal* **823** no. 1, (May, 2016) 20, arXiv:1512.01854 [astro-ph.GA].
- [149] Y. Ono, M. Ouchi, Y. Harikane, J. Toshikawa, M. Rauch, S. Yuma, M. Sawicki, T. Shibuya, K. Shimasaku, M. Oguri, C. Willott, M. Akhlaghi, M. Akiyama, J. Coupon, N. Kashikawa, Y. Komiyama, A. Konno, L. Lin, Y. Matsuoka, S. Miyazaki, T. Nagao, K. Nakajima, J. Silverman, M. Tanaka, Y. Taniguchi, and S.-Y. Wang, “Great Optically Luminous Dropout Research Using Subaru HSC (GOLDRUSH). I. UV luminosity functions at  $z \sim 4-7$  derived with the half-million dropouts on the  $100 \text{ deg}^2$  sky,” *PASJ* **70** (Jan., 2018) S10, arXiv:1704.06004 [astro-ph.GA].
- [150] M. Ouchi, Y. Harikane, T. Shibuya, K. Shimasaku, Y. Taniguchi, A. Konno, M. Kobayashi, M. Kajisawa, T. Nagao, Y. Ono, A. K. Inoue, M. Umemura, M. Mori, K. Hasegawa, R. Higuchi, Y. Komiyama, Y. Matsuda, K. Nakajima, T. Saito, and S.-Y. Wang, “Systematic Identification of LAEs for Visible Exploration and Reionization Research Using Subaru HSC (SILVERRUSH). I. Program strategy and clustering properties of  $\sim 2000$   $\text{Ly}\alpha$  emitters at  $z = 6-7$  over the  $0.3-0.5 \text{ Gpc}^2$  survey area,” *PASJ* **70** (Jan., 2018) S13, arXiv:1704.07455 [astro-ph.GA].

- [151] L. Eyer, P. Dubath, N. Mowlavi, P. North, A. Triaud, F. Barblan, C. Siopis, L. Guy, B. Tingley, S. Zucker, D. W. Evans, L. Wyrzykowski, M. Süveges, and Z. Ivezić, “The Impact of Gaia and LSST on Binaries and Exoplanets,” in *From Interacting Binaries to Exoplanets: Essential Modeling Tools*, M. T. Richards and I. Hubeny, eds., vol. 282, pp. 33–40. Apr., 2012. arXiv:1201.5140 [astro-ph.IM].
- [152] A. Drlica-Wagner, E. Marrufo Villalpando, J. O’Neil, J. Estrada, S. Holland, N. Kurinsky, T. Li, G. Fernandez Moroni, J. Tiffenberg, and S. Uemura, “Characterization of skipper CCDs for cosmological applications,” in *Society of Photo-Optical Instrumentation Engineers (SPIE) Conference Series*, vol. 11454 of *Society of Photo-Optical Instrumentation Engineers (SPIE) Conference Series*, p. 114541A. Dec., 2020. arXiv:2103.07527 [astro-ph.IM].
- [153] J. Marshall, J. Bullock, A. Burgasser, K. Chambers, D. DePoy, A. Dey, N. Flagey, A. Hill, L. Hillenbrand, D. Huber, T. Li, S. Juneau, M. Kaplinghat, M. Mateo, A. McConnachie, J. Newman, A. Petric, D. Schlegel, A. Sheinis, Y. Shen, D. Simons, M. Strauss, K. Szeto, K.-V. Tran, C. Yèche, and the MSE Science Team, “The Maunakea Spectroscopic Explorer,” *arXiv e-prints* (Jul, 2019) arXiv:1907.07192, arXiv:1907.07192 [astro-ph.IM].
- [154] R. Ellis, K. Dawson, J. Bland-Hawthorn, R. Bacon, A. Bolton, M. Bremer, J. Brinchmann, K. Bundy, C. Conroy, B. Delabre, A. Dey, A. Drlica-Wagner, J. Greene, L. Guzzo, J. Johnson, A. Leauthaud, K.-G. Lee, L. Pasquini, L. Pentericci, J. Richard, H.-W. Rix, C. Rockosi, D. Schlegel, A. Slosar, M. Strauss, M. Takada, E. Tolstoy, and D. Watson, “SpecTel: A 10-12 meter class Spectroscopic Survey Telescope,” *arXiv e-prints* (Jul, 2019) arXiv:1907.06797, arXiv:1907.06797 [astro-ph.IM].
- [155] K. Bundy, K. Westfall, N. MacDonald, R. Kupke, M. Savage, C. Poppett, A. Alabi, G. Becker, J. Burchett, P. Capak, A. Coil, M. Cooper, D. Cowley, W. Deich, D. Dillon, J. Edelstein, P. Guhathakurta, J. Hennawi, M. Kassis, K. G. Lee, D. Masters, T. Miller, J. Newman, J. O’Meara, J. X. Prochaska, M. Rau, J. Rhodes, R. M. Rich, C. Rockosi, A. Romanowsky, C. Schafer, D. Schlegel, A. Shapley, B. Siana, Y. S. Ting, D. Weisz, M. White, B. Williams, G. Wilson, M. Wilson, and R. Yan, “FOBOS: A Next-Generation Spectroscopic Facility at the W. M. Keck Observatory,” *arXiv e-prints* (Jul, 2019) arXiv:1907.07195, arXiv:1907.07195 [astro-ph.IM].
- [156] C. W. Stubbs and K. Heitmann, “Report on LSST Next-generation Instrumentation Workshop, April 11, 12 2019,” *arXiv e-prints* (May, 2019) arXiv:1905.04669, arXiv:1905.04669 [astro-ph.IM].
- [157] B. Blum, S. W. Digel, A. Drlica-Wagner, S. Habib, K. Heitmann, M. Ishak, S. W. Jha, S. M. Kahn, R. Mandelbaum, P. Marshall, J. A. Newman, A. Roodman, and C. W. Stubbs, “Snowmass2021 Cosmic Frontier White Paper: Rubin Observatory after LSST,” *arXiv e-prints* (Mar., 2022) arXiv:2203.07220, arXiv:2203.07220 [astro-ph.CO].

- [158] C. Hahn, M. J. Wilson, O. Ruiz-Macias, S. Cole, D. H. Weinberg, J. Moustakas, A. Kremin, J. L. Tinker, A. Smith, R. H. Wechsler, S. Ahlen, S. Alam, S. Bailey, D. Brooks, A. P. Cooper, T. M. Davis, K. Dawson, A. Dey, B. Dey, S. Eftekharzadeh, D. J. Eisenstein, K. Fanning, J. E. Forero-Romero, C. S. Frenk, E. Gaztañaga, S. G. A. Gontcho, J. Guy, K. Honscheid, M. Ishak, S. Juneau, R. Kehoe, T. Kisner, T.-W. Lan, M. Landriau, L. Le Guillou, M. E. Levi, C. Magneville, P. Martini, A. Meisner, A. D. Myers, J. Nie, P. Norberg, N. Palanque-Delabrouille, W. J. Percival, C. Poppett, F. Prada, A. Raichoor, A. J. Ross, S. Safonova, C. Saulder, E. Schlafly, D. Schlegel, D. Sierra-Porta, G. Tarle, B. A. Weaver, C. Yèche, P. Zarrouk, R. Zhou, Z. Zhou, and H. Zou, “DESI Bright Galaxy Survey: Final Target Selection, Design, and Validation,” *arXiv e-prints* (Aug., 2022) arXiv:2208.08512, arXiv:2208.08512 [astro-ph.CO].
- [159] R. Zhou, B. Dey, J. A. Newman, D. J. Eisenstein, K. Dawson, S. Bailey, A. Berti, J. Guy, T.-W. Lan, H. Zou, J. Aguilar, S. Ahlen, S. Alam, D. Brooks, A. de la Macorra, A. Dey, G. Dhungana, K. Fanning, A. Font-Ribera, S. G. A. Gontcho, K. Honscheid, M. Ishak, T. Kisner, A. Kovács, A. Kremin, M. Landriau, M. E. Levi, C. Magneville, P. Martini, A. M. Meisner, R. Miquel, J. Moustakas, A. D. Myers, J. Nie, N. Palanque-Delabrouille, W. J. Percival, C. Poppett, F. Prada, A. Raichoor, A. J. Ross, E. Schlafly, D. Schlegel, M. Schubnell, G. Tarlé, B. A. Weaver, R. H. Wechsler, C. Yèche, and Z. Zhou, “Target Selection and Validation of DESI Luminous Red Galaxies,” *arXiv e-prints* (Aug., 2022) arXiv:2208.08515, arXiv:2208.08515 [astro-ph.CO].
- [160] A. Raichoor, J. Moustakas, J. A. Newman, T. Karim, S. Ahlen, S. Alam, S. Bailey, D. Brooks, K. Dawson, A. de la Macorra, A. de Mattia, A. Dey, B. Dey, G. Dhungana, S. Eftekharzadeh, D. J. Eisenstein, K. Fanning, A. Font-Ribera, J. Garcia-Bellido, E. Gaztanaga, S. G. A. Gontcho, J. Guy, K. Honscheid, M. Ishak, R. Kehoe, T. Kisner, A. Kremin, T.-W. Lan, M. Landriau, L. Le Guillou, M. E. Levi, C. Magneville, P. Martini, A. M. Meisner, A. D. Myers, J. Nie, N. Palanque-Delabrouille, W. J. Percival, C. Poppett, F. Prada, A. J. Ross, V. Ruhlmann-Kleider, C. G. Sabiu, E. F. Schlafly, D. Schlegel, G. Tarle, B. A. Weaver, C. Yeche, R. Zhou, Z. Zhou, and H. Zou, “Target Selection and Validation of DESI Emission Line Galaxies,” *arXiv e-prints* (Aug., 2022) arXiv:2208.08513, arXiv:2208.08513 [astro-ph.CO].
- [161] E. Chaussidon, C. Yèche, N. Palanque-Delabrouille, D. M. Alexander, J. Yang, S. Ahlen, S. Bailey, D. Brooks, Z. Cai, S. Chabanier, T. M. Davis, K. Dawson, A. de la Macorra, A. Dey, B. Dey, S. Eftekharzadeh, D. J. Eisenstein, K. Fanning, A. Font-Ribera, E. Gaztañaga, S. G. A. Gontcho, A. X. Gonzalez-Morales, J. Guy, H. K. Herrera-Alcantar, K. Honscheid, M. Ishak, L. Jiang, S. Juneau, R. Kehoe, T. Kisner, A. Kovács, A. Kremin, T.-W. Lan, M. Landriau, L. Le Guillou, M. E. Levi, C. Magneville, P. Martini, A. M. Meisner, J. Moustakas, A. Muñoz-Gutiérrez, A. D. Myers, J. A. Newman, J. Nie, W. J. Percival, C. Poppett, F. Prada, A. Raichoor, C. Ravoux, A. J. Ross, E. Schlafly, D. Schlegel, T. Tan, G. Tarlé, R. Zhou, Z. Zhou, and H. Zou, “Target Selection and Validation of DESI Quasars,” *arXiv e-prints* (Aug., 2022) arXiv:2208.08511, arXiv:2208.08511 [astro-ph.CO].