

Possible counterpart signal of the Fermi bubbles at the cosmic-ray positrons

Ilias Cholis^{1,*} and Iason Krommydas^{2,3,†}

¹*Department of Physics, Oakland University, Rochester, Michigan, 48309, USA*

²*Physics Division, National Technical University of Athens, Zografou, Athens, 15780, Greece*

³*Department of Physics and Astronomy, Rice University, Houston, Texas, 77005, USA*

(Dated: August 18, 2022)

The inner galaxy has hosted cosmic-ray burst events including those responsible for the gamma-ray *Fermi* bubbles and the *eROSITA* bubbles in X-rays. In this work, we study the *AMS-02* positron fraction and find three features around 12, 21 and 48 GeV of which the lowest energy has a 1.4 to 4.9- σ significance, depending on astrophysical background assumptions. Using background simulations that explain the cosmic-ray positron fraction, positron flux and electron plus positron flux, by primary, secondary cosmic rays and cosmic rays from local pulsars, we test these spectral features as originating from electron/positron burst events from the inner galaxy. We find the 12 GeV feature, to be explained by an event of age $\tau \simeq 3 - 10$ Myr; in agreement with the proposed age of the *Fermi* bubbles. Furthermore, the energy in cosmic-ray electrons and positrons propagating along the galactic disk and not within the *Fermi* bubbles volume, is estimated to be $10^{51.5} - 10^{57.5}$ ergs, or $O(10^{-4}) - O(1)$ the cosmic-ray energy causing the *Fermi* bubbles. We advocate that these positron fraction features, are the counterpart signals of the *Fermi* bubbles, or of substructures in them, or of the *eROSITA* bubbles.

The *Fermi* bubbles [1, 2], discovered in *Fermi* Large Area Telescope (*Fermi*-LAT) [3, 4] gamma-ray observations, have finite size and well defined limits. This suggests their origin is cosmic-ray activity from the inner galaxy, possibly associated to its supermassive black hole. This activity may leptonic [5–12] or hadronic [5, 12–14]. Moreover, these bubbles may be connected to the galactic center excess in gamma rays [15–28], by both excesses resulting from successive cosmic-ray bursts [29–31]. Additionally, the observation of “cocoon” in the southern [1, 2] and the northern [32] galactic hemispheres within the *Fermi* bubbles, and of bubbles in keV X-rays by the *eROSITA* telescope [33], suggests that the inner galaxy undergoes episodic events of enhanced cosmic-ray injection. Furthermore, *ROSAT* and *Suzaku* X-ray observations found related signals of the *Fermi* bubbles [34–36], with connections to microwave observations as well [37]. Finally, a similar excess by morphology was known as the *WMAP* haze [38, 39]. This is likely the microwave counterpart signal of the *Fermi* bubbles [40]; and was confirmed by *Planck* [41–43]. All these discoveries, point to the *Fermi* bubbles coming from the inverse Compton scattering (ICS) of cosmic-ray electrons (e^-) and positrons (e^+) [5–12, 44, 45].

If positrons are contributing to the bubbles emission, a fraction of the originally injected positrons could escape the bubbles regions that expand perpendicularly to the galactic disk. These cosmic-ray positrons would reach us, contributing to the local positron flux. In this *letter* we claim a hint of that event leading to a feature in the positron fraction around energies of 12 GeV (see also [46]). We also find a second feature at 21 GeV, that could come from a more recent burst event from the inner

galaxy. We propose that these two features in positrons are associated in energy and age to either the *eROSITA* and *Fermi* bubbles, or the *Fermi* bubbles and the cocoons within them.

A clear rise of the positron fraction ($e^+/(e^+ + e^-)$) above 5 GeV has been discovered the Payload for Antimatter Matter Exploration and Light-nuclei Astrophysics (*PAMELA*) and the Alpha Magnetic Spectrometer (*AMS-02*) [47–50]. That rise is in tension with expectations from positrons produced in inelastic collisions of cosmic-ray protons and nuclei with the interstellar medium (ISM) gas [51–58], and indicates local sources of high-energy positrons. Those could be near-by pulsars [46, 59–76], local and recent supernova remnants (SNRs) [77–87] (see however [83, 84, 88, 89]) or particle dark matter [70, 90–109].

In this work, we assume that local pulsars are responsible for the observed cosmic-ray positron flux and fraction measurements following [46]. Pulsars are energetic sources with their properties probed from radio wavelengths to TeV gamma-rays [110–140]. Moreover, they may produce multiple spectral features at high energies [65, 141] that dark matter or SNRs may not. Hypothesizing local pulsars being responsible for the overall rise of the positron fraction spectrum, is the conservative assumption when claiming that spectral features in the data are associated to activity from the inner galaxy, instead of coming from an old and energetic local pulsar. In Fig. 1, we show the positron fraction, fitted by two models that each explains the features at 12 and 21 GeV respectively.

We use the *AMS-02* cosmic-ray positron fraction [49], -where systematics as instrumental exposure ones may cancel out-, to test the significance of spectral features and constrain the properties of cosmic-ray bursts. We have tested the positron flux [142], and find the features to be present there as well; with however, the cosmic-ray

* cholis@oakland.edu, ORCID: orcid.org/0000-0002-3805-6478

† ik23@rice.edu, ORCID: orcid.org/0000-0001-7849-8863

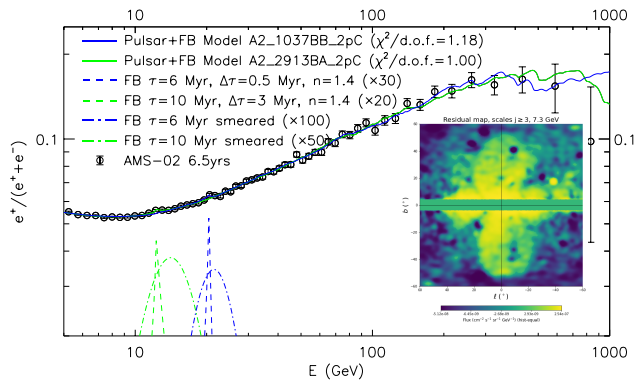


FIG. 1. The *AMS-02* positron fraction. Each model contains the full astrophysical background contributions and that coming from inner galaxy burst events (dashed lines). The total positron fraction is in solid lines. The dot-dashed lines show the effect of propagation-induced smearing of the burst event’s contribution. These examples assume same ISM propagation conditions but different energy outputs, ages τ and durations $\Delta\tau$ for the e^\pm burst events. Features in the modeled lines at energies $\gtrsim 100$ GeV originate from powerful local pulsars. The embedded figure shows the gamma-ray *Fermi* bubbles from [32].

bursts properties be less well constrained. Thus, we focus on positron fraction.

Defining the 12 and 21 GeV features as signal, the backgrounds from Ref. [46], were fit to the *AMS-02* positron fraction [49], positron flux [142] and total $e^- + e^+$ flux [50]; and the *DAMPE* and *CALET* total $e^- + e^+$ fluxes [143, 144]. Those background simulations include primary electrons accelerated by conventional cosmic-ray sources as SNRs, secondary electrons and positrons produced in inelastic collisions between cosmic-ray protons and nuclei with the ISM gas and local galactic pulsars [46]. The cosmic-ray propagation, spatial distribution of sources and averaged injection spectra of cosmic-ray nuclei assumptions are in agreement with the *AMS-02* observations [28], and compatible with [58, 145].

Our simulations of [46], include $(5 - 18) \times 10^3$ unique pulsars within 4 kiloparsec (kpc) from the Sun. These backgrounds, model uncertainties on a) the stochastic nature of the neutron stars’ birth in space and time, with each pulsar having a unique combination. We assumed a total birth rate of 0.6-2 pulsars per century for the Milky Way [146–149], and relied on observations and modeling of the pulsars’ spatial distribution from [148, 150–152]. Our simulations also account for b) each pulsar having a unique initial spin-down power, following a distribution that while uncertain is constrained by radio observations [148, 153, 154]. Furthermore, we account for c) the pulsars’ time-evolution uncertainties, by testing distinct values for all pulsars’ braking index κ , and characteristic spin-down timescale τ_0 . The combination of κ and τ_0 values simulated where in agreement with expected surface magnetic field and period distributions from [148]. Another modeled uncertainty is d) the fraction η of the pulsars’ total rotational energy to

cosmic-ray e^\pm injected to the ISM, and the relevant injection spectral index n . Each pulsar has a unique set of η and n , following alternative choices for a log-normal distribution and a uniform distribution respectively. The spectra from all pulsars have an exponential cut-off at 10 TeV (see Ref. [46] for details). Finally, these background simulations accounted for e) cosmic-ray propagation uncertainties through the ISM and the Heliosphere. For the ISM propagation, the most significant assumptions are those associated to their diffusion and their energy losses. For isotropic and homogeneous conditions, diffusion is described by a rigidity (R)-dependent coefficient, $D(R) = D_0(R/(1 \text{ GV}))^\delta$, where D_0 is the normalization at 1 GV and δ is the diffusion index [155, 156]. We propagate cosmic rays within a cylinder of radius 20 kpc of half-height z_L , centered at the galactic center. For cosmic-ray e^\pm of $O(10) - O(100)$ GeV, ICS and synchrotron radiation dominate the energy losses. At these energies for ICS the Thomson cross-section [157] approximates the Klein-Nishina well [158]. Thus, the energy-loss rate scales as, $dE/dt = -b(E/(1 \text{ GeV}))^2$. The parameter b , scales with the energy density in the CMB and interstellar radiation field photons and the local galactic magnetic field. Diffusive reacceleration [159] and convective winds affect mostly the cosmic-ray nuclei relevant for the calculation of cosmic-ray secondaries and are included. We use models “A”, “C” and “E” from Refs. [46] and [28] that fit the observed *AMS-02* cosmic-ray hydrogen, helium, carbon, oxygen fluxes and the beryllium-to-carbon, boron-to-carbon and oxygen-to-carbon ratios. For the secondary fluxes GALPROP v54 [53, 160], has been used. We use three choices for the averaged ISM energy losses burst e^\pm experience in traveling from the galactic center the Sun. Those are denoted as “2”, “4” and “5”¹. These ISM models are given in Table I. For the local pulsars contributing to the background, only option “2” with $b = 8.02 \times 10^{-6} \text{ GeV}^{-1} \text{ kyrs}^{-1}$ is used, representing the upper limit of local energy-loss uncertainties [53, 160, 161]. As we move closer to the galactic center, both the radiation field and the magnetic field amplitude increase (on average). Thus, assumptions of higher energy losses than the local ones are required to study the burst events. Options “4” and “5” model higher energy losses (than “2”) and are explicitly used to model cosmic rays originating from the inner galaxy bursts. All cosmic-ray spectra are affected by solar modulation. We implement the time-, charge- and rigidity-dependent formula for the solar modulation potential from [162] following the allowed ranges on the ϕ_0 and ϕ_1 modulation parameters that describe it from [163, 164].

In fitting the background models, there are seven fitted parameters. There are three normalization factors, for primary e^- , secondary e^\pm , and pulsar e^\pm fluxes. Two more parameters allow for the spectral hardening or softening of the primary and the secondary cosmic rays, to

¹ We retain and extend the notation of [46] for easier reference.

Model	z_L (kpc)	b ($\times 10^{-6} \text{GeV}^{-1} \text{kyrs}^{-1}$)	D_0 (pc^2/kyr)	δ
A2	5.7	8.02	140.2	0.33
A4	5.7	16.04	140.2	0.33
A5	5.7	24.12	140.2	0.33
C2	5.5	8.02	92.1	0.40
C4	5.5	16.04	92.1	0.40
C5	5.5	24.12	92.1	0.40
E2	6.0	8.02	51.3	0.50
E4	6.0	16.04	51.3	0.50
E5	6.0	24.12	51.3	0.50

TABLE I. The cosmic-ray propagation parameters for the ISM models that we use.

model uncertainties in the ISM gas and the production efficiency and injection spectra of primary cosmic rays. Finally, the solar modulation parameters ϕ_0 and ϕ_1 are marginalized over. Once including the cosmic-ray burst component, an additional normalization is used to set the overall energy deposited in cosmic-ray e^\pm , that escaped the inner galaxy along the galactic disk; assuming energy equipartition between the two species. We use a combination of SciPy’s [165] `least_squares` routine from the `optimize` module and `iminuit` [166, 167] to fit our models (see Ref. [46] for further details).

We test four basic properties for the cosmic-ray bursts. These are the age τ of the event, defined from the start of the ejection event, and the duration of that event $\Delta\tau$, during which time 90% of the energy was released. The third parameter is the total energy released into cosmic-ray e^\pm escaping the Fermi bubbles, or cocoons, or *eROSITA* bubbles volume and reaching us. The fourth parameter is the spectral index n_{burst} of the released cosmic rays into the ISM, where,

$$\frac{dN}{dE}_{\text{burst}} \propto E^{-n_{\text{burst}}} \text{Exp} \left\{ -\frac{E}{E_{\text{cut}}} \right\}, \quad (1)$$

with $E_{\text{cut}} = 10$ TeV. As cosmic rays cool, the *AMS-02* data cannot probe the exact value of that exponential cut-off. We test values for n_{burst} within [1.4, 1.9]. Thus, the total energy is set by the high end of the injected energy. The energy output of the burst can be probed by the cosmic-ray data, through the amplitude of that component as shown in Fig. 1.

While a burst has an intrinsic duration $\Delta\tau$, that gives a width to its positron fraction spectral feature, other effects can increase that width. The ICS is a stochastic process (see [168]). Also, cosmic rays reaching us diffuse through unique paths. Thus, their travel time varies and they experience unique energy losses as the energy-loss rate is position-dependent within the galaxy. To account for these additional propagation-induced smearing of the burst’s flux, we follow Ref. [65], where the propagation-induced width ΔE of an otherwise e^\pm with propagated energy E is $\Delta E/E \simeq 0.05(E/(1\text{TeV}))^{-1/3}$. For a positron flux feature, this causes a slight shift of its peak to higher energies, which for a positron fraction feature over a falling e^\pm primary and secondary only background fluxes as those shown in Fig. 1, (by dot-dashed lines) is further enhanced. We consider the

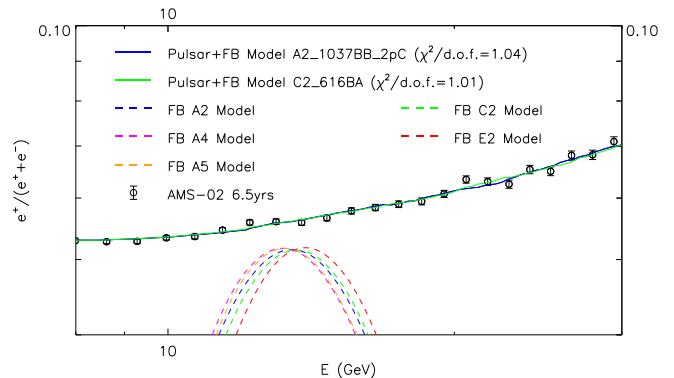


FIG. 2. How different ISM assumptions affect the burst contribution to the positron fraction. We take a burst duration $\Delta\tau = 10$ kyr and an injection index $n = 1.4$. The burst’s age for the “A2”, “C2” and “E2” models is $\tau = 9.5$ Myr, while for the “A4” $\tau = 5$ Myr, and for “A5” $\tau = 3.4$ Myr.

un-smoothed features to be a simplistic approximation, while the smeared ones a more realistic description of the burst’s signal on the positron fraction. However, as we show the effect on the final information we derive from the positron fraction on the properties of the burst(s) is minimal. The exact prescription on the propagation smearing is of minor importance.

In Fig. 2, we show the impact that different ISM assumptions have on the exact location of the peak and spectral shape of the burst. The lines have arbitrary normalizations. The normalization of the burst signal changes as faster energy losses or diffusion will suppress the observed amplitude at the Sun. For ISM models “2”, a burst event contributing at 12 GeV has $\tau \simeq 10$ Myr. Higher energy-loss assumptions from the inner galaxy to the Sun, move the feature’s peak from a burst of a given age τ to lower energies. Thus, higher energy losses to those of the ISM models “2”, as expected for the inner galaxy will require bursts of younger age. For the feature at 12 GeV, that makes the burst events to be $\tau \simeq 5$ Myr for the “4” and $\tau \simeq 3.5$ Myr for the “5” ISM models.

After fitting the galactic burst models, we find a hint for at least one such event present in the positron fraction spectrum. The 12 GeV feature is the most prominent with a statistical significance of $\Delta\chi^2 \simeq 10$, with a $\Delta\chi^2$ range between 2 to 24 (i.e. 1.4 to 4.9 σ significance) depending on the background model used. The 21 GeV feature has a significance of $\Delta\chi^2$ up to 6.1 (2.4 σ); while a feature at 48 GeV has a significance of $\Delta\chi^2$ up to 8.1 or 2.8 σ ². Our burst simulations are tested with 20 different background models from [46]. Each background model gives a good fit to the positron fraction, the positron flux and the $e^+ + e^-$ flux measurements. The bursts do not help explain energy ranges beyond the features themselves. Given these results, we focus on the

² The quoted $\Delta\chi^2$ values are accurate within ± 2 depending on the minimization starting point.

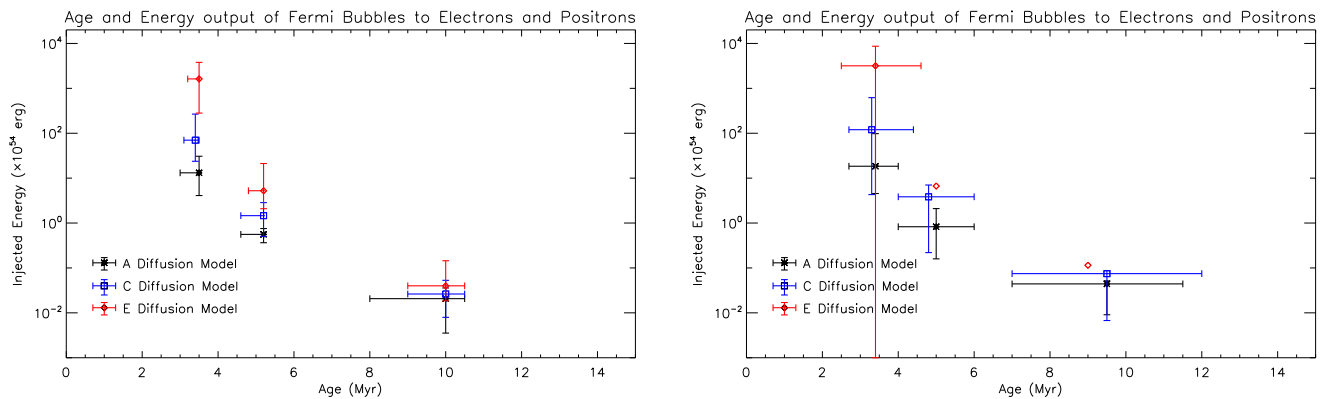


FIG. 3. Associated to the 12 GeV feature, the galactic center burst’s parameter space inferred from fitting the positron fraction. We show the total injected energy in e^\pm that escaped along the galactic disk and away from the bubbles regions versus the age of the burst. On the left panel we show results without the propagation-induced smearing, while on the right we tested models that include this effect. The colors of the best fit points and 1σ ranges (when statistically defined) are for different diffusion assumptions (“A”, “C” and “E”), while the smallest ages are from the highest energy losses of “5” and the largest burst ages from the lowest energy losses of “2” (see Table I).

properties of the burst associated with the most significant and robust 12 GeV feature. A burst event younger by a factor of 0.6 and 1/4th would be responsible for the 21 and 48 GeV features respectively. In terms of its total energy we find the 21 GeV feature to be roughly similar to the 12 GeV feature, which properties we describe next.

In Fig. 3, we show for the 12 GeV feature the burst’s age τ and e^\pm injected energy parameter ranges. We show results where we ignore the propagation smearing (left panel) and where we include it (right panel). This smearing does not significantly change the burst’s inferred properties, with the ranges for τ and the injected energy being marginally wider for the models with the smearing included. The other two burst tested parameters, i.e. $\Delta\tau$ and n_{burst} are not constrained by the positron fraction. We tested values of $\Delta\tau$ from 10 kyr (effectively instantaneous injection) and up to $\Delta\tau/\tau \simeq 1/3$. The presence of smearing reduces slightly the statistical significance of the feature. The 1σ ranges are constructed based on the combination of all 20 background models, while the best-fit points show the best-fit model.

In this *letter*, we used the cosmic-ray positron fraction observations from *AMS-02* and find a statistically significant 12 GeV feature that can be explained by an inner galaxy burst event of age $\tau \simeq 3 - 10$ Myr and energy output to cosmic-ray e^\pm escaping along the galactic disk (and reaching us) of $10^{51.5}$ to $10^{57.5}$ erg. The larger ages of $\tau \simeq 10$ Myr come from fitting our low energy losses models “2”, while more realistic assumptions for the inner galaxy (“4” and “5”) give $\tau \simeq 3 - 5$ Myr. This result is in exceptional agreement with estimates for the age of *Fermi* bubbles, as from simulations in [8, 9]. Furthermore, the *Fermi* bubbles, if of leptonic origin, are expected to have originated by a burst of cosmic rays moving away from the disk with an energy of $10^{56} - 10^{57}$ erg. The 12 GeV feature could be the result of a fraction of that cosmic-ray e^\pm energy, escaping from the bubbles region and propa-

gating along the galactic disk, thus reaching our location. The $10^{51.5}$ to $10^{57.5}$ erg is in agreement with that picture, with the ratio of cosmic-ray energy along the disk to the energy within the bubbles being in the very approximate range of $O(10^{-4}) - O(1)$.

There are two statistically less significant features at 21 and 48 GeV in the positron fraction. If astrophysical and from the inner galaxy, these features would be associated to more recent burst events. If the 12 GeV feature is the *Fermi* bubbles’ counterpart signal in the local positrons, then the smaller in size and later in time gamma-ray cocoons could be associated to one of those higher energy features. Alternatively, the *eROSITA* bubbles with a similar energy output to the *Fermi* bubbles but likely different underlying cosmic-ray spectrum could be the earlier event explaining the 12 GeV feature with the 21 GeV feature being connected to the *Fermi* bubbles. A better understanding of the nature of these inner galaxy bursts detected in gamma rays and X rays will help constrain their properties. Also, with further cosmic-ray measurements, we will attain a better understanding on the local cosmic-ray e^\pm fluxes and scrutinize these spectral features.

The background simulations from Ref. [46], account for primary e^- , secondary e^\pm and e^\pm from pulsars; and give good fits to the e^\pm measurements from *AMS-02*, *DAMPE* and *CALET*. They account for the stochastic nature of the neutron stars’ birth in space and time, uncertainties on their birth rate, initial spin-down power, on the evolution of the pulsars’ spin-down, on their injected e^\pm fluxes and on cosmic-ray propagation uncertainties. Pulsars can also give spectral features at high energies. For an invisible in electromagnetic observations local pulsar within ~ 0.5 kpc, the 12 GeV feature would require it to be of age $\simeq 10$ Myr and with a high initial spin down power at least 3 times that of the Crab pulsar. We consider that an alternative explanation to be probed by multi-

wavelength observations. In a separate paper [169], we explore the possible impact these lower-energy features have on dark matter limits. We make publicly available our burst simulations in [170], while our background simulations are available through [46, 171].

Acknowledgements: We thank Bhaskaran Balaji, Patrick J. Fox, Dan Hooper and Samuel D. McDermott for useful discussions. We acknowledge the use of

GALPROP [53, 160] and the Python [172] modules, `numpy` [173], `SciPy` [165], `pandas` [174, 175], `Jupyter` [176], and `iminuit` [166, 167]. IC acknowledges support from the Michigan Space Grant Consortium, NASA Grant No. 80NSSC20M0124. IC acknowledges that this material is based upon work supported by the U.S. Department of Energy, Office of Science, Office of High Energy Physics, under Award No. DE-SC0022352.

-
- [1] Meng Su, Tracy R. Slatyer, and Douglas P. Finkbeiner, “Giant Gamma-ray Bubbles from Fermi-LAT: AGN Activity or Bipolar Galactic Wind?” *Astrophys. J.* **724**, 1044–1082 (2010), arXiv:1005.5480 [astro-ph.HE].
- [2] M. Ackermann *et al.* (Fermi-LAT), “The Spectrum and Morphology of the *Fermi* Bubbles,” *Astrophys. J.* **793**, 64 (2014), arXiv:1407.7905 [astro-ph.HE].
- [3] N. Gehrels and P. Michelson, “GLAST: The next generation high-energy gamma-ray astronomy mission,” *TeV astrophysics of extragalactic sources. Proceedings, VERITAS Workshop, Cambridge, USA, October 23-24, 1998*, *Astropart. Phys.* **11**, 277–282 (1999).
- [4] Fermi-LAT, “<https://fermi.gsfc.nasa.gov/>,”.
- [5] Roland M. Crocker, David I. Jones, Felix Aharonian, Casey J. Law, Fulvio Melia, Tomoharu Oka, and Juergen Ott, “Wild at Heart:—The Particle Astrophysics of the Galactic Centre,” *Mon. Not. Roy. Astron. Soc.* **413**, 763 (2011), arXiv:1011.0206 [astro-ph.GA].
- [6] K. S. Cheng, D. O. Chernyshov, V. A. Dogiel, C. M. Ko, and W. H. Ip, “Origin of the Fermi Bubble,” *Astrophys. J. Lett.* **731**, L17 (2011), arXiv:1103.1002 [astro-ph.HE].
- [7] Philipp Mertsch and Subir Sarkar, “Fermi gamma-ray ‘bubbles’ from stochastic acceleration of electrons,” *Phys. Rev. Lett.* **107**, 091101 (2011), arXiv:1104.3585 [astro-ph.HE].
- [8] Fulai Guo and William G. Mathews, “The Fermi Bubbles. I. Possible Evidence for Recent AGN Jet Activity in the Galaxy,” *Astrophys. J.* **756**, 181 (2012), arXiv:1103.0055 [astro-ph.HE].
- [9] Fulai Guo, William G. Mathews, Gregory Dobler, and S. Peng Oh, “The Fermi Bubbles II: The Potential Roles of Viscosity and Cosmic Ray Diffusion in Jet Models,” *Astrophys. J.* **756**, 182 (2012), arXiv:1110.0834 [astro-ph.HE].
- [10] H. Y. K. Yang, M. Ruzsowski, P. M. Ricker, E. Zweibel, and D. Lee, “The Fermi Bubbles: Supersonic AGN Jets with Anisotropic Cosmic Ray Diffusion,” *Astrophys. J.* **761**, 185 (2012), arXiv:1207.4185 [astro-ph.GA].
- [11] E. Carretti, R. M. Crocker, L. Staveley-Smith, M. Haverkorn, C. Purcell, B. M. Gaensler, G. Bernardi, M. J. Kesteven, and S. Poppi, “Giant Magnetized Outflows from the Centre of the Milky Way,” *Nature* **493**, 66 (2013), arXiv:1301.0512 [astro-ph.GA].
- [12] Brian C. Lacki, “The Fermi Bubbles as Starburst Wind Termination Shocks,” *Mon. Not. Roy. Astron. Soc.* **444**, L39 (2014), arXiv:1304.6137 [astro-ph.HE].
- [13] Roland M. Crocker and Felix Aharonian, “The Fermi Bubbles: Giant, Multi-Billion-Year-Old Reservoirs of Galactic Center Cosmic Rays,” *Phys. Rev. Lett.* **106**, 101102 (2011), arXiv:1008.2658 [astro-ph.GA].
- [14] Roland M. Crocker, Geoffrey V. Bicknell, Andrew M. Taylor, and Ettore Carretti, “A Unified Model of the Fermi Bubbles, Microwave Haze, and Polarized Radio Lobes: Reverse Shocks in the Galactic Center’s Giant Outflows,” *Astrophys. J.* **808**, 107 (2015), arXiv:1412.7510 [astro-ph.HE].
- [15] Lisa Goodenough and Dan Hooper, “Possible Evidence For Dark Matter Annihilation In The Inner Milky Way From The Fermi Gamma Ray Space Telescope,” (2009), arXiv:0910.2998 [hep-ph].
- [16] Dan Hooper and Lisa Goodenough, “Dark Matter Annihilation in The Galactic Center As Seen by the Fermi Gamma Ray Space Telescope,” *Phys. Lett. B* **697**, 412–428 (2011), arXiv:1010.2752 [hep-ph].
- [17] Kevork N. Abazajian, “The Consistency of Fermi-LAT Observations of the Galactic Center with a Millisecond Pulsar Population in the Central Stellar Cluster,” *JCAP* **03**, 010 (2011), arXiv:1011.4275 [astro-ph.HE].
- [18] Dan Hooper and Tim Linden, “On The Origin Of The Gamma Rays From The Galactic Center,” *Phys. Rev. D* **84**, 123005 (2011), arXiv:1110.0006 [astro-ph.HE].
- [19] Dan Hooper and Tracy R. Slatyer, “Two Emission Mechanisms in the Fermi Bubbles: A Possible Signal of Annihilating Dark Matter,” *Phys. Dark Univ.* **2**, 118–138 (2013), arXiv:1302.6589 [astro-ph.HE].
- [20] Chris Gordon and Oscar Macias, “Dark Matter and Pulsar Model Constraints from Galactic Center Fermi-LAT Gamma Ray Observations,” *Phys. Rev. D* **88**, 083521 (2013), [Erratum: *Phys.Rev.D* 89, 049901 (2014)], arXiv:1306.5725 [astro-ph.HE].
- [21] Tansu Daylan, Douglas P. Finkbeiner, Dan Hooper, Tim Linden, Stephen K. N. Portillo, Nicholas L. Rodd, and Tracy R. Slatyer, “The characterization of the gamma-ray signal from the central Milky Way: A case for annihilating dark matter,” *Phys. Dark Univ.* **12**, 1–23 (2016), arXiv:1402.6703 [astro-ph.HE].
- [22] Francesca Calore, Ilias Cholis, and Christoph Weniger, “Background Model Systematics for the Fermi GeV Excess,” *JCAP* **03**, 038 (2015), arXiv:1409.0042 [astro-ph.CO].
- [23] Bei Zhou, Yun-Feng Liang, Xiaoyuan Huang, Xiang Li, Yi-Zhong Fan, Lei Feng, and Jin Chang, “GeV excess in the Milky Way: The role of diffuse galactic gamma-ray emission templates,” *Phys. Rev. D* **91**, 123010 (2015), arXiv:1406.6948 [astro-ph.HE].
- [24] M. Ajello *et al.* (Fermi-LAT), “Fermi-LAT Observations of High-Energy γ -Ray Emission Toward the Galactic Center,” *Astrophys. J.* **819**, 44 (2016), arXiv:1511.02938 [astro-ph.HE].
- [25] Xiaoyuan Huang, Torsten Enßlin, and Marco Selig, “Galactic dark matter search via phenomenological astrophysics modeling,” *JCAP* **04**, 030 (2016),

- arXiv:1511.02621 [astro-ph.HE].
- [26] Tim Linden, Nicholas L. Rodd, Benjamin R. Safdi, and Tracy R. Slatyer, “High-energy tail of the Galactic Center gamma-ray excess,” *Phys. Rev. D* **94**, 103013 (2016), arXiv:1604.01026 [astro-ph.HE].
- [27] Mattia Di Mauro, “Characteristics of the Galactic Center excess measured with 11 years of *Fermi*-LAT data,” *Phys. Rev. D* **103**, 063029 (2021), arXiv:2101.04694 [astro-ph.HE].
- [28] Ilias Cholis, Yi-Ming Zhong, Samuel D. McDermott, and Joseph P. Surdutovich, “Return of the templates: Revisiting the Galactic Center excess with multimessenger observations,” *Phys. Rev. D* **105**, 103023 (2022), arXiv:2112.09706 [astro-ph.HE].
- [29] Jovana Petrović, Pasquale Dario Serpico, and Gabrijela Zaharijaš, “Galactic Center gamma-ray ”excess” from an active past of the Galactic Centre?” *JCAP* **10**, 052 (2014), arXiv:1405.7928 [astro-ph.HE].
- [30] Eric Carlson and Stefano Profumo, “Cosmic Ray Protons in the Inner Galaxy and the Galactic Center Gamma-Ray Excess,” *Phys. Rev. D* **90**, 023015 (2014), arXiv:1405.7685 [astro-ph.HE].
- [31] Ilias Cholis, Carmelo Evoli, Francesca Calore, Tim Linden, Christoph Weniger, and Dan Hooper, “The Galactic Center GeV Excess from a Series of Leptonic Cosmic-Ray Outbursts,” *JCAP* **12**, 005 (2015), arXiv:1506.05119 [astro-ph.HE].
- [32] Bhaskaran Balaji, Ilias Cholis, Patrick J. Fox, and Samuel D. McDermott, “Analyzing the Gamma-Ray Sky with Wavelets,” *Phys. Rev. D* **98**, 043009 (2018), arXiv:1803.01952 [astro-ph.HE].
- [33] P. Predehl *et al.*, “Detection of large-scale X-ray bubbles in the Milky Way halo,” *Nature* **588**, 227–231 (2020), arXiv:2012.05840 [astro-ph.GA].
- [34] S. L. Snowden, R. Egger, M. J. Freyberg, D. McCammon, P. P. Plucinsky, W. T. Sanders, J. H. M. M. Schmitt, J. Trümper, and W. Voges, “ROSAT Survey Diffuse X-Ray Background Maps. II.” *Astrophys. J.* **485**, 125–135 (1997).
- [35] J. Kataoka, M. Tahara, T. Totani, Y. Sofue, Ł. Stawarz, Y. Takahashi, Y. Takeuchi, H. Tsunemi, M. Kimura, Y. Takei, C. C. Cheung, Y. Inoue, and T. Nakamori, “Suzaku Observations of the Diffuse X-Ray Emission across the Fermi Bubbles’ Edges,” *Astrophys. J.* **779**, 57 (2013), arXiv:1310.3553 [astro-ph.HE].
- [36] M. Tahara *et al.*, “Suzaku X-ray Observations of the Fermi Bubbles: Northernmost Cap and Southeast Claw Discovered with MAXI-SSC,” *Astrophys. J.* **802**, 91 (2015), arXiv:1501.04405 [astro-ph.HE].
- [37] Joss Bland-Hawthorn and Martin Cohen, “The Large-Scale Bipolar Wind in the Galactic Center,” *Astrophys. J.* **582**, 246–256 (2003), arXiv:astro-ph/0208553 [astro-ph].
- [38] Douglas P. Finkbeiner, “Microwave ism emission observed by wmap,” *Astrophys. J.* **614**, 186–193 (2004), arXiv:astro-ph/0311547.
- [39] Gregory Dobler and Douglas P. Finkbeiner, “Extended Anomalous Foreground Emission in the WMAP 3-Year Data,” *Astrophys. J.* **680**, 1222–1234 (2008), arXiv:0712.1038 [astro-ph].
- [40] Gregory Dobler, Douglas P. Finkbeiner, Ilias Cholis, Tracy R. Slatyer, and Neal Weiner, “The Fermi Haze: A Gamma-Ray Counterpart to the Microwave Haze,” *Astrophys. J.* **717**, 825–842 (2010), arXiv:0910.4583 [astro-ph.HE].
- [41] Gregory Dobler, “Identifying the Radio Bubble Nature of the Microwave Haze,” *Astrophys. J. Lett.* **760**, L8 (2012), arXiv:1208.2690 [astro-ph.HE].
- [42] P. A. R. Ade *et al.* (Planck), “Planck Intermediate Results. IX. Detection of the Galactic haze with Planck,” *Astron. Astrophys.* **554**, A139 (2013), arXiv:1208.5483 [astro-ph.GA].
- [43] P. A. R. Ade *et al.* (Planck), “Planck 2015 results. XXV. Diffuse low-frequency Galactic foregrounds,” *Astron. Astrophys.* **594**, A25 (2016), arXiv:1506.06660 [astro-ph.GA].
- [44] H. Y. K. Yang, M. Ruzskowski, and E. Zweibel, “The Fermi Bubbles: Gamma-ray, Microwave, and Polarization Signatures of Leptonic AGN Jets,” *Mon. Not. Roy. Astron. Soc.* **436**, 2734 (2013), arXiv:1307.3551 [astro-ph.GA].
- [45] H. Y. K. Yang and M. Ruzskowski, “The Spatially Uniform Spectrum of the Fermi Bubbles: The Leptonic Active Galactic Nucleus Jet Scenario,” *Astrophys. J.* **850**, 2 (2017), arXiv:1706.05025 [astro-ph.HE].
- [46] Ilias Cholis and Iason Krommydas, “Utilizing cosmic-ray positron and electron observations to probe the averaged properties of Milky Way pulsars,” *Phys. Rev. D* **105**, 023015 (2022), arXiv:2111.05864 [astro-ph.HE].
- [47] O. Adriani *et al.* (PAMELA), “Cosmic-Ray Positron Energy Spectrum Measured by PAMELA,” *Phys. Rev. Lett.* **111**, 081102 (2013), arXiv:1308.0133 [astro-ph.HE].
- [48] L. Accardo *et al.* (AMS), “High Statistics Measurement of the Positron Fraction in Primary Cosmic Rays of 0.5–500 GeV with the Alpha Magnetic Spectrometer on the International Space Station,” *Phys. Rev. Lett.* **113**, 121101 (2014).
- [49] M. Aguilar *et al.* (AMS), “Towards Understanding the Origin of Cosmic-Ray Electrons,” *Phys. Rev. Lett.* **122**, 101101 (2019).
- [50] M. Aguilar *et al.* (AMS), “The Alpha Magnetic Spectrometer (AMS) on the international space station: Part II — Results from the first seven years,” *Phys. Rept.* **894**, 1–116 (2021).
- [51] Igor V. Moskalenko, Andrew W. Strong, Jonathan F. Ormes, and Marius S. Potgieter, “Secondary antiprotons and propagation of cosmic rays in the galaxy and heliosphere,” *Astrophys. J.* **565**, 280–296 (2002), arXiv:astro-ph/0106567 [astro-ph].
- [52] Michael Kachelriess, Igor V. Moskalenko, and Sergey S. Ostapchenko, “New calculation of antiproton production by cosmic ray protons and nuclei,” *Astrophys. J.* **803**, 54 (2015), arXiv:1502.04158 [astro-ph.HE].
- [53] [http://galprop.stanford.edu/.](http://galprop.stanford.edu/)
- [54] A. W. Strong, “Recent extensions to GALPROP,” (2015), arXiv:1507.05020 [astro-ph.HE].
- [55] Carmelo Evoli, Daniele Gaggero, Dario Grasso, and Luca Maccione, “Cosmic-Ray Nuclei, Antiprotons and Gamma-rays in the Galaxy: a New Diffusion Model,” *JCAP* **0810**, 018 (2008), arXiv:0807.4730 [astro-ph]%%CITATION = ARXIV:0807.4730;%% .
- [56] <http://dragon.hepforge.org.>
- [57] Carmelo Evoli, Ilias Cholis, Dario Grasso, Luca Maccione, and Piero Ullio, “Antiprotons from dark matter annihilation in the Galaxy: astrophysical uncertainties,” *Phys. Rev. D* **85**, 123511 (2012), arXiv:1108.0664 [astro-ph.HE].

- [58] Miguel Pato, Dan Hooper, and Melanie Simet, “Pinpointing Cosmic Ray Propagation With The AMS-02 Experiment,” *JCAP* **1006**, 022 (2010), arXiv:1002.3341 [astro-ph.HE].
- [59] A. K. Harding and R. Ramaty, “The Pulsar Contribution to Galactic Cosmic Ray Positrons,” *International Cosmic Ray Conference* **2**, 92 (1987).
- [60] A. M. Atoyan, F. A. Aharonian, and H. J. Völk, “Electrons and positrons in the galactic cosmic rays,” *Phys. Rev. D* **52**, 3265–3275 (1995).
- [61] F. A. Aharonian, A. M. Atoyan, and H. J. Voelk, “High energy electrons and positrons in cosmic rays as an indicator of the existence of a nearby cosmic tevatron,” *Astron. Astrophys.* **294**, L41–L44 (1995).
- [62] Dan Hooper, Pasquale Blasi, and Pasquale Dario Serpico, “Pulsars as the Sources of High Energy Cosmic Ray Positrons,” *JCAP* **0901**, 025 (2009), arXiv:0810.1527 [astro-ph].
- [63] Hasan Yuksel, Matthew D. Kistler, and Todor Stanev, “TeV Gamma Rays from Geminga and the Origin of the GeV Positron Excess,” *Phys. Rev. Lett.* **103**, 051101 (2009), arXiv:0810.2784 [astro-ph].
- [64] Stefano Profumo, “Dissecting cosmic-ray electron-positron data with Occam’s Razor: the role of known Pulsars,” *Central Eur. J. Phys.* **10**, 1–31 (2011), arXiv:0812.4457 [astro-ph].
- [65] Dmitry Malyshev, Ilias Cholis, and Joseph Gelfand, “Pulsars versus Dark Matter Interpretation of ATIC/PAMELA,” *Phys. Rev.* **D80**, 063005 (2009), arXiv:0903.1310 [astro-ph.HE].
- [66] Norita Kawanaka, Kunihito Ioka, and Mihoko M. Nojiri, “Cosmic-Ray Electron Excess from Pulsars is Spiky or Smooth?: Continuous and Multiple Electron/Positron injections,” *Astrophys. J.* **710**, 958–963 (2010), arXiv:0903.3782 [astro-ph.HE].
- [67] D. Grasso *et al.* (Fermi-LAT), “On possible interpretations of the high energy electron-positron spectrum measured by the Fermi Large Area Telescope,” *Astropart. Phys.* **32**, 140–151 (2009), arXiv:0905.0636 [astro-ph.HE].
- [68] Jeremy S. Heyl, Ramandeep Gill, and Lars Hernquist, “Cosmic rays from pulsars and magnetars,” *Mon. Not. R. Astron. Soc.* **406**, L25–L29 (2010), arXiv:1005.1003 [astro-ph.HE].
- [69] Tim Linden and Stefano Profumo, “Probing the Pulsar Origin of the Anomalous Positron Fraction with AMS-02 and Atmospheric Cherenkov Telescopes,” *Astrophys. J.* **772**, 18 (2013), arXiv:1304.1791 [astro-ph.HE].
- [70] Ilias Cholis and Dan Hooper, “Dark Matter and Pulsar Origins of the Rising Cosmic Ray Positron Fraction in Light of New Data From AMS,” *Phys. Rev.* **D88**, 023013 (2013), arXiv:1304.1840 [astro-ph.HE].
- [71] Q. Yuan *et al.*, “Implications of the AMS-02 positron fraction in cosmic rays,” *Astropart. Phys.* **60**, 1–12 (2015), arXiv:1304.1482 [astro-ph.HE].
- [72] Peng-Fei Yin, Zhao-Huan Yu, Qiang Yuan, and Xiao-Jun Bi, “Pulsar interpretation for the AMS-02 result,” *Phys. Rev.* **D88**, 023001 (2013), arXiv:1304.4128 [astro-ph.HE].
- [73] Ilias Cholis, Tanvi Karwal, and Marc Kamionkowski, “Studying the Milky Way pulsar population with cosmic-ray leptons,” *Phys. Rev. D* **98**, 063008 (2018), arXiv:1807.05230 [astro-ph.HE].
- [74] Carmelo Evoli, Elena Amato, Pasquale Blasi, and Roberto Aloisio, “Galactic factories of cosmic-ray electrons and positrons,” *Phys. Rev. D* **103**, 083010 (2021), arXiv:2010.11955 [astro-ph.HE].
- [75] Silvia Manconi, Mattia Di Mauro, and Fiorenza Donato, “Detection of a γ -ray halo around Geminga with the *Fermi*-LAT and implications for the positron flux,” *PoS ICRC2019*, 580 (2021).
- [76] Luca Orusa, Silvia Manconi, Fiorenza Donato, and Mattia Di Mauro, “Constraining positron emission from pulsar populations with AMS-02 data,” (2021), arXiv:2107.06300 [astro-ph.HE].
- [77] Pasquale Blasi, “The origin of the positron excess in cosmic rays,” *Phys. Rev. Lett.* **103**, 051104 (2009), arXiv:0903.2794 [astro-ph.HE].
- [78] Philipp Mertsch and Subir Sarkar, “Testing astrophysical models for the PAMELA positron excess with cosmic ray nuclei,” *Phys. Rev. Lett.* **103**, 081104 (2009), arXiv:0905.3152 [astro-ph.HE].
- [79] Markus Ahlers, Philipp Mertsch, and Subir Sarkar, “On cosmic ray acceleration in supernova remnants and the FERMI/PAMELA data,” *Phys. Rev.* **D80**, 123017 (2009), arXiv:0909.4060 [astro-ph.HE].
- [80] Pasquale Blasi and Pasquale D. Serpico, “High-energy antiprotons from old supernova remnants,” *Phys. Rev. Lett.* **103**, 081103 (2009), arXiv:0904.0871 [astro-ph.HE].
- [81] Norita Kawanaka, Kunihito Ioka, Yutaka Ohira, and Kazumi Kashiyama, “TeV Electron Spectrum for Probing Cosmic-Ray Escape from a Supernova Remnant,” *Astrophys. J.* **729**, 93 (2011), arXiv:1009.1142 [astro-ph.HE].
- [82] Yutaka Fujita, Kazunori Kohri, Ryo Yamazaki, and Kunihito Ioka, “Is the PAMELA anomaly caused by the supernova explosions near the Earth?” *Phys. Rev.* **D80**, 063003 (2009), arXiv:0903.5298 [astro-ph.HE].
- [83] Ilias Cholis and Dan Hooper, “Constraining the origin of the rising cosmic ray positron fraction with the boron-to-carbon ratio,” *Phys. Rev.* **D89**, 043013 (2014), arXiv:1312.2952 [astro-ph.HE].
- [84] Philipp Mertsch and Subir Sarkar, “AMS-02 data confront acceleration of cosmic ray secondaries in nearby sources,” *Phys. Rev.* **D90**, 061301 (2014), arXiv:1402.0855 [astro-ph.HE].
- [85] M. Di Mauro, F. Donato, N. Fornengo, R. Lineros, and A. Vittino, “Interpretation of AMS-02 electrons and positrons data,” *JCAP* **1404**, 006 (2014), arXiv:1402.0321 [astro-ph.HE].
- [86] Kazunori Kohri, Kunihito Ioka, Yutaka Fujita, and Ryo Yamazaki, “Can we explain AMS-02 antiproton and positron excesses simultaneously by nearby supernovae without pulsars or dark matter?” *PTEP* **2016**, 021E01 (2016), arXiv:1505.01236 [astro-ph.HE].
- [87] Philipp Mertsch, “Stochastic cosmic ray sources and the TeV break in the all-electron spectrum,” *JCAP* **11**, 045 (2018), arXiv:1809.05104 [astro-ph.HE].
- [88] Ilias Cholis, Dan Hooper, and Tim Linden, “Possible Evidence for the Stochastic Acceleration of Secondary Antiprotons by Supernova Remnants,” *Phys. Rev.* **D95**, 123007 (2017), arXiv:1701.04406 [astro-ph.HE].
- [89] Nicola Tomassetti and Alberto Oliva, “Production and acceleration of antinuclei in supernova shockwaves,” *Astrophys. J.* **844**, L26 (2017), arXiv:1707.06915 [astro-ph.HE].
- [90] Lars Bergstrom, Torsten Bringmann, and Joakim

- Edsjo, “New Positron Spectral Features from Supersymmetric Dark Matter - a Way to Explain the PAMELA Data?” *Phys. Rev.* **D78**, 103520 (2008), arXiv:0808.3725 [astro-ph].
- [91] Marco Cirelli and Alessandro Strumia, “Minimal Dark Matter predictions and the PAMELA positron excess,” *Proceedings, 7th International Workshop on the Identification of Dark Matter (IDM 2008): Stockholm, Sweden, August 18-22, 2008*, PoS **IDM2008**, 089 (2008), arXiv:0808.3867 [astro-ph].
- [92] Ilias Cholis, Lisa Goodenough, Dan Hooper, Melanie Simet, and Neal Weiner, “High Energy Positrons From Annihilating Dark Matter,” *Phys. Rev.* **D80**, 123511 (2009), arXiv:0809.1683 [hep-ph].
- [93] Marco Cirelli, Mario Kadastik, Martti Raidal, and Alessandro Strumia, “Model-independent implications of the e^+ , anti-proton cosmic ray spectra on properties of Dark Matter,” *Nucl. Phys.* **B813**, 1–21 (2009), [Addendum: *Nucl. Phys.*B873,530(2013)], arXiv:0809.2409 [hep-ph].
- [94] Ann E. Nelson and Christopher Spitzer, “Slightly Non-Minimal Dark Matter in PAMELA and ATIC,” *JHEP* **10**, 066 (2010), arXiv:0810.5167 [hep-ph].
- [95] Nima Arkani-Hamed, Douglas P. Finkbeiner, Tracy R. Slatyer, and Neal Weiner, “A Theory of Dark Matter,” *Phys. Rev.* **D79**, 015014 (2009), arXiv:0810.0713 [hep-ph].
- [96] Ilias Cholis, Douglas P. Finkbeiner, Lisa Goodenough, and Neal Weiner, “The PAMELA Positron Excess from Annihilations into a Light Boson,” *JCAP* **0912**, 007 (2009), arXiv:0810.5344 [astro-ph].
- [97] Ilias Cholis, Gregory Dobler, Douglas P. Finkbeiner, Lisa Goodenough, and Neal Weiner, “The Case for a 700+ GeV WIMP: Cosmic Ray Spectra from ATIC and PAMELA,” *Phys. Rev.* **D80**, 123518 (2009), arXiv:0811.3641 [astro-ph].
- [98] Roni Harnik and Graham D. Kribs, “An Effective Theory of Dirac Dark Matter,” *Phys. Rev.* **D79**, 095007 (2009), arXiv:0810.5557 [hep-ph].
- [99] Patrick J. Fox and Erich Poppitz, “Leptophilic Dark Matter,” *Phys. Rev.* **D79**, 083528 (2009), arXiv:0811.0399 [hep-ph].
- [100] Maxim Pospelov and Adam Ritz, “Astrophysical Signatures of Secluded Dark Matter,” *Phys. Lett.* **B671**, 391–397 (2009), arXiv:0810.1502 [hep-ph].
- [101] John David March-Russell and Stephen Mathew West, “WIMPonium and Boost Factors for Indirect Dark Matter Detection,” *Phys. Lett.* **B676**, 133–139 (2009), arXiv:0812.0559 [astro-ph].
- [102] Spencer Chang and Lisa Goodenough, “Charge Asymmetric Cosmic Ray Signals From Dark Matter Decay,” *Phys. Rev.* **D84**, 023524 (2011), arXiv:1105.3976 [hep-ph].
- [103] Keith R. Dienes, Jason Kumar, and Brooks Thomas, “Dynamical Dark Matter and the positron excess in light of AMS results,” *Phys. Rev.* **D88**, 103509 (2013), arXiv:1306.2959 [hep-ph].
- [104] Douglas P. Finkbeiner and Neal Weiner, “Exciting Dark Matter and the INTEGRAL/SPI 511 keV signal,” *Phys. Rev.* **D76**, 083519 (2007), arXiv:astro-ph/0702587 [astro-ph].
- [105] Joachim Kopp, “Constraints on dark matter annihilation from AMS-02 results,” *Phys. Rev.* **D88**, 076013 (2013), arXiv:1304.1184 [hep-ph].
- [106] P. S. Bhupal Dev, Dilip Kumar Ghosh, Nobuchika Okada, and Ipsita Saha, “Neutrino Mass and Dark Matter in light of recent AMS-02 results,” *Phys. Rev.* **D89**, 095001 (2014), arXiv:1307.6204 [hep-ph].
- [107] Michael Klasen, Martin Pohl, and Günter Sigl, “Indirect and direct search for dark matter,” *Prog. Part. Nucl. Phys.* **85**, 1–32 (2015), arXiv:1507.03800 [hep-ph].
- [108] Qiang Yuan and Lei Feng, “Dark Matter Particle Explorer observations of high-energy cosmic ray electrons plus positrons and their physical implications,” *Sci. China Phys. Mech. Astron.* **61**, 101002 (2018), arXiv:1807.11638 [astro-ph.HE].
- [109] Xudong Sun and Ben-Zhong Dai, “Dark matter annihilation into leptons through gravity portals,” *JHEP* **04**, 108 (2021), arXiv:2008.02994 [hep-ph].
- [110] A. Hewish, S. J. Bell, J. D. H. Pilkington, P. F. Scott, and R. A. Collins, “Observation of a Rapidly Pulsating Radio Source,” *Nature (London)* **217**, 709–713 (1968).
- [111] D. M. Gould and A. G. Lyne, “Multifrequency polarimetry of 300 radio pulsars,” *Mon. Not. R. Astron. Soc.* **301**, 235–260 (1998).
- [112] I. H. Stairs, S. E. Thorsett, and F. Camilo, “Coherently Redispersed Polarimetry of Millisecond Pulsars,” *Astrophys. J. Supp.* **123**, 627–638 (1999), arXiv:astro-ph/9810399 [astro-ph].
- [113] J. M. Weisberg *et al.*, “Arecibo 1418 MHz polarimetry of 98 pulsars: Full stokes profiles and morphological classifications,” *The Astrophysical Journal Supplement Series* **121**, 171–217 (1999).
- [114] J. E. Everett and J. M. Weisberg, “Emission beam geometry of selected pulsars derived from average pulse polarization data,” *Astrophys. J.* **553**, 341 (2001), arXiv:astro-ph/0009266.
- [115] Maura A. McLaughlin and Joanna M. Rankin, “‘Notches’ in the average profiles of bright pulsars,” *Mon. Not. Roy. Astron. Soc.* **351**, 808 (2004), arXiv:astro-ph/0311498.
- [116] J. M. Weisberg *et al.*, “Arecibo 430 MHz pulsar polarimetry: Faraday rotation measures and morphological classifications,” *Astrophys. J. Suppl.* **150**, 317 (2004), arXiv:astro-ph/0310073.
- [117] R. N. Manchester, G. B. Hobbs, A. Teoh, and M. Hobbs, “The Australia Telescope National Facility Pulsar Catalogue,” *Astron. J.* **129**, 1993–2006 (2005), arXiv:astro-ph/0412641 [astro-ph].
- [118] A. Sandberg and J. Sollerman, “Optical and infrared observations of the Crab Pulsar and its nearby knot,” *Astron. Astrophys.* **504**, 525–530 (2009), arXiv:0906.2065 [astro-ph.HE].
- [119] R. P. Mignani *et al.*, “The near-infrared detection of PSR B0540-69 and its nebula,” *Astron. Astrophys.* **544**, A100 (2012), arXiv:1204.6655 [astro-ph.HE].
- [120] A. Danilenko *et al.*, “Possible optical counterpart of PSR J1357-6429,” *Astron. Astrophys.* **540**, A28 (2012), arXiv:1202.0437 [astro-ph.SR].
- [121] T. Schweizer *et al.*, “Characterization of the optical and X-ray properties of the north-western wisps in the Crab nebula,” *Mon. Not. R. Astron. Soc.* **433**, 3325–3335 (2013), arXiv:1301.1321 [astro-ph.HE].
- [122] J. Sollerman, J. Selsing, P. M. Vreeswijk, P. Lundqvist, and A. Nyholm, “The optical and NIR spectrum of the Crab pulsar with X-shooter,” *Astron. Astrophys.* **629**, A140 (2019), arXiv:1906.09878 [astro-ph.HE].
- [123] R. P. Mignani *et al.*, “The First Ultraviolet Detection of

- the Large Magellanic Cloud Pulsar PSR B0540-69 and Its Multi-wavelength Properties,” *Astrophys. J.* **871**, 246 (2019), arXiv:1809.10805 [astro-ph.HE].
- [124] F. Ambrosino *et al.*, “Optical and ultraviolet pulsed emission from an accreting millisecond pulsar,” *Nature Astronomy* **5**, 552–559 (2021), arXiv:2102.11704 [astro-ph.HE].
- [125] R. Giacconi, H. Gursky, E. Kellogg, E. Schreier, and H. Tananbaum, “Discovery of Periodic X-Ray Pulsations in Centaurus X-3 from UHURU,” *Astrophys. J. Lett.* **167**, L67 (1971).
- [126] W. Becker and B. Aschenbach, “X-ray observations of neutron stars and pulsars: first results from xmm-newton,” (2002), arXiv:astro-ph/0208466.
- [127] P. A. Gentile *et al.*, “X-Ray Observations of Black Widow Pulsars,” *Astrophys. J.* **783**, 69 (2014), arXiv:1305.6799 [astro-ph.HE].
- [128] S. Guillot *et al.*, “NICER X-ray Observations of Seven Nearby Rotation-Powered Millisecond Pulsars,” *Astrophys. J. Lett.* **887**, L27 (2019), arXiv:1912.05708 [astro-ph.HE].
- [129] Jiaqi Zhao, Yue Zhao, and Craig O. Heinke, “Chandra and HST Studies of Six Millisecond Pulsars in the Globular Cluster M13,” *Mon. Not. Roy. Astron. Soc.* **502**, 1596–1604 (2021), arXiv:2101.07986 [astro-ph.HE].
- [130] M. P. Ulmer, “Gamma-Ray Observations of Pulsars,” *Astrophys. J. Supp.* **90**, 789 (1994).
- [131] A. A. Abdo *et al.*, “The First Fermi Large Area Telescope Catalog of Gamma-ray Pulsars,” *Astrophys. J. Supp.* **187**, 460–494 (2010), arXiv:0910.1608 [astro-ph.HE].
- [132] A. A. Abdo *et al.* (Fermi-LAT), “The Second Fermi Large Area Telescope Catalog of Gamma-ray Pulsars,” *Astrophys. J. Suppl.* **208**, 17 (2013), arXiv:1305.4385 [astro-ph.HE].
- [133] Rolf Bühler and Roger Blandford, “The surprising Crab pulsar and its nebula: A review,” *Rept. Prog. Phys.* **77**, 066901 (2014), arXiv:1309.7046 [astro-ph.HE].
- [134] Ilias Cholis, Dan Hooper, and Tim Linden, “A New Determination of the Spectra and Luminosity Function of Gamma-Ray Millisecond Pulsars,” (2014), arXiv:1407.5583 [astro-ph.HE].
- [135] S. Abdollahi *et al.* (Fermi-LAT), “*Fermi* Large Area Telescope Fourth Source Catalog,” *Astrophys. J. Suppl.* **247**, 33 (2020), arXiv:1902.10045 [astro-ph.HE].
- [136] A. A. Abdo *et al.*, “Milagro Observations of Multi-TeV Emission from Galactic Sources in the Fermi Bright Source List,” *Astrophys. J. Lett.* **700**, L127–L131 (2009), arXiv:0904.1018 [astro-ph.HE].
- [137] S. Ansoldi *et al.* (MAGIC), “Teraelectronvolt pulsed emission from the Crab pulsar detected by MAGIC,” *Astron. Astrophys.* **585**, A133 (2016), arXiv:1510.07048 [astro-ph.HE].
- [138] H. Abdalla *et al.* (HESS), “The population of TeV pulsar wind nebulae in the H.E.S.S. Galactic Plane Survey,” *Astron. Astrophys.* **612**, A2 (2018), arXiv:1702.08280 [astro-ph.HE].
- [139] A. U. Abeysekara *et al.*, “The 2HWC HAWC Observational Gamma Ray Catalog,” *Astrophys. J.* **843**, 40 (2017), arXiv:1702.02992 [astro-ph.HE].
- [140] A. U. Abeysekara *et al.* (HAWC), “Multiple Galactic Sources with Emission Above 56 TeV Detected by HAWC,” *Phys. Rev. Lett.* **124**, 021102 (2020), arXiv:1909.08609 [astro-ph.HE].
- [141] Ilias Cholis, Tanvi Karwal, and Marc Kamionkowski, “Features in the Spectrum of Cosmic-Ray Positrons from Pulsars,” *Phys. Rev. D* **97**, 123011 (2018), arXiv:1712.00011 [astro-ph.HE].
- [142] M. Aguilar *et al.* (AMS), “Towards Understanding the Origin of Cosmic-Ray Positrons,” *Phys. Rev. Lett.* **122**, 041102 (2019).
- [143] G. Ambrosi *et al.* (DAMPE), “Direct detection of a break in the teraelectronvolt cosmic-ray spectrum of electrons and positrons,” *Nature* **552**, 63–66 (2017), arXiv:1711.10981 [astro-ph.HE].
- [144] O. Adriani *et al.*, “Extended Measurement of the Cosmic-Ray Electron and Positron Spectrum from 11 GeV to 4.8 TeV with the Calorimetric Electron Telescope on the International Space Station,” *Phys. Rev. Lett.* **120**, 261102 (2018), arXiv:1806.09728 [astro-ph.HE].
- [145] R. Trotta, G. Johannesson, I. V. Moskalenko, T. A. Porter, R. Ruiz de Austri, and A. W. Strong, “Constraints on cosmic-ray propagation models from a global Bayesian analysis,” *Astrophys. J.* **729**, 106 (2011), arXiv:1011.0037 [astro-ph.HE].
- [146] P. M. Dragicevich, D. G. Blair, and R. R. Burman, “Why are supernovae in our Galaxy so frequent?” *Mon. Not. R. Astron. Soc.* **302**, 693–699 (1999).
- [147] Natasa Vranesevic *et al.*, “Pulsar birthrate from Parkes multi-beam survey,” *IAU Symposium 218: Young Neutron Stars and Their Environment Sydney, Australia, July 14-17, 2003*, *Astrophys. J.* **617**, L139–L142 (2004), arXiv:astro-ph/0310201 [astro-ph].
- [148] Claude-Andre Faucher-Giguere and Victoria M. Kaspi, “Birth and evolution of isolated radio pulsars,” *Astrophys. J.* **643**, 332–355 (2006), arXiv:astro-ph/0512585 [astro-ph].
- [149] E. F. Keane and M. Kramer, “On the birthrates of Galactic neutron stars,” *Mon. Not. Roy. Astron. Soc.* **391**, 2009 (2008), arXiv:0810.1512 [astro-ph].
- [150] R. N. Manchester *et al.*, “The Parkes Multibeam Pulsar Survey. 1. Observing and data analysis systems, discovery and timing of 100 pulsars,” *Mon. Not. Roy. Astron. Soc.* **328**, 17 (2001), arXiv:astro-ph/0106522 [astro-ph].
- [151] Dunc R. Lorimer, “The galactic population and birth rate of radio pulsars,” *IAU Symposium 218: Young Neutron Stars and Their Environment Sydney, Australia, July 14-17, 2003*, (2003), [IAU Symp.218,105(2004)], arXiv:astro-ph/0308501 [astro-ph].
- [152] D. R. Lorimer *et al.*, “The Parkes multibeam pulsar survey: VI. Discovery and timing of 142 pulsars and a Galactic population analysis,” *Mon. Not. Roy. Astron. Soc.* **372**, 777–800 (2006), arXiv:astro-ph/0607640 [astro-ph].
- [153] R N Manchester, G B Hobbs, A Teoh, and M Hobbs, “The Australia Telescope National Facility pulsar catalogue,” *Astron. J.* **129**, 1993 (2005), arXiv:astro-ph/0412641 [astro-ph].
- [154] <http://www.atnf.csiro.au/research/pulsar/psrcat>.
- [155] A. Kolmogorov, “The Local Structure of Turbulence in Incompressible Viscous Fluid for Very Large Reynolds’ Numbers,” *Akademiia Nauk SSSR Doklady* **30**, 301–305 (1941).
- [156] Robert H. Kraichnan, “Inertial Ranges in Two-Dimensional Turbulence,” *Physics of Fluids* **10**, 1417–1423 (1967).
- [157] O. Klein and T. Nishina, “Über die Streuung von

- Strahlung durch freie Elektronen nach der neuen relativistischen Quantendynamik von Dirac,” *Zeitschrift für Physik* **52**, 853–868 (1929).
- [158] George R. Blumenthal and Robert J. Gould, “Bremsstrahlung, Synchrotron Radiation, and Compton Scattering of High-Energy Electrons Traversing Dilute Gases,” *Reviews of Modern Physics* **42**, 237–271 (1970).
- [159] E. S. Seo and V. S. Ptuskin, “Stochastic Reacceleration of Cosmic Rays in the Interstellar Medium,” *Astrophys. J.* **431**, 705 (1994).
- [160] A. W. Strong and I. V. Moskalenko, “Propagation of cosmic-ray nucleons in the Galaxy,” *Astrophys. J.* **509**, 212–228 (1998), arXiv:astro-ph/9807150%
CITATION = ASTRO-PH/9807150;%% .
- [161] Troy A. Porter, Gudlaugur Johannesson, and Igor V. Moskalenko, “High-Energy Gamma Rays from the Milky Way: Three-Dimensional Spatial Models for the Cosmic-Ray and Radiation Field Densities in the Interstellar Medium,” *Astrophys. J.* **846**, 67 (2017), arXiv:1708.00816 [astro-ph.HE].
- [162] Ilias Cholis, Dan Hooper, and Tim Linden, “A Predictive Analytic Model for the Solar Modulation of Cosmic Rays,” *Phys. Rev.* **D93**, 043016 (2016), arXiv:1511.01507 [astro-ph.SR].
- [163] Ilias Cholis, Dan Hooper, and Tim Linden, “Constraining the Charge-Sign and Rigidity-Dependence of Solar Modulation,” (2020), arXiv:2007.00669 [astro-ph.HE].
- [164] Ilias Cholis and Ian McKinnon, “Constraining the Charge-, Time- and Rigidity-Dependence of Cosmic-Ray Solar Modulation with AMS-02 Observations during Solar Cycle 24,” (2022), arXiv:2207.12447 [astro-ph.SR].
- [165] P. Virtanen *et al.*, “SciPy 1.0: Fundamental Algorithms for Scientific Computing in Python,” *Nature Methods* **17**, 261–272 (2020).
- [166] Hans Dembinski and Piti Ongmongkolkul *et al.*, “scikit-hep/iminuit,” (2020), 10.5281/zenodo.3949207.
- [167] F. James and M. Roos, “Minuit: A System for Function Minimization and Analysis of the Parameter Errors and Correlations,” *Comput. Phys. Commun.* **10**, 343–367 (1975).
- [168] Isabelle John and Tim Linden, “Pulsars Do Not Produce Sharp Features in the Cosmic-Ray Electron and Positron Spectra,” (2022), arXiv:2206.04699 [astro-ph.HE].
- [169] Iason Krommydas and Ilias Cholis, “In preparation,” (2022).
[170] <https://zenodo.org/record/6995268#.YvsoJS ZNp8>,.
- [171] <https://zenodo.org/record/5659004#.YYqnbi ZN0s>,.
- [172] Guido Van Rossum and Fred L. Drake, *Python 3 Reference Manual* (CreateSpace, Scotts Valley, CA, 2009).
- [173] Charles R. Harris *et al.*, “Array programming with NumPy,” *Nature* **585**, 357–362 (2020).
- [174] The pandas development team, “pandas-dev/pandas: Pandas,” (2020), 10.5281/zenodo.3509134.
- [175] Wes McKinney, “Data Structures for Statistical Computing in Python,” in *Proceedings of the 9th Python in Science Conference*, edited by Stéfan van der Walt and Jarrod Millman (2010) pp. 56 – 61.
- [176] Thomas Kluyver *et al.*, “Jupyter notebooks – a publishing format for reproducible computational workflows,” (IOS Press, 2016) pp. 87 – 90.