

Minimizing the phase structure of quark mass matrices

Nikhila Awasthi ¹, Manoj Kumar ², Monika Randhawa ² and Manmohan Gupta ¹

¹ *Department of Physics, Centre of Advanced Study, Panjab University,
Chandigarh, 160014, India.*

² *University Institute of Engineering and Technology, Panjab University,
Chandigarh, 160014, India.*

August 2, 2022

Abstract

Fritzsch-Xing matrices are a particular class of texture 4 zero hermitian quark mass matrices, known to be successful in accommodating the quark mixing data. In the present work, it is shown that these texture 4-zero matrices with only one phase parameter, unlike the usually considered two phase parameters, are not only consistent with the latest experimental quark mixing data, but also predict the CP violation parameters, J and corresponding phase δ , in agreement with the recent global analyses. We also show that the mass matrix elements do not exhibit a strong hierarchy and there is a strong correlation between some of the mass matrix elements of up and down sector. A precision measurement of δ as well as small quark masses would have the potential to constrain the phase structure of the matrices further.

1 Introduction

A convincing theory of fermion masses and mixings is one of the most salient omission in the current description of particle physics and at present it does not seem to be on the horizon. All of the charged fermion masses and mixing parameters in the quark sector are experimentally known to a very good precision [1]. Even in the neutrino sector, remarkable experimental progress has resulted in advancement in our knowledge of the properties of neutrinos. Theoretical attempts, on the other hand, are limited mostly to phenomenological approaches, wherein one goes for building phenomenological models having the potential for predictions, in tune with the latest data, which later on become the guiding steps for more ambitious theories.

In the standard electroweak model, the masses of the charged fermions, weak mixing angles and the complex phase parameter causing CP violation enter as free parameters. Further insights into the dynamics which determine the masses and mixing angles call for

steps beyond the electroweak standard model. In the absence of specific hints towards the underlying dynamics one is invited to consider specific symmetry schemes which could reduce the number of free parameters in the fermion sector and eventually provide hints towards further dynamical details of the mass generation mechanism [2].

In this regard, one of the successful approach is the “texture zero” approach, initiated implicitly by Weinberg [3] and explicitly by Fritzsch [4], wherein certain entries of the mass matrix are exactly zero, such matrices are usually referred to as “texture specific mass matrices”. The language of texture zeros has proven to be very useful in establishing experimentally testable relations between the ratios of quark masses and the flavor mixing angles [5]. Recently it has been shown [6] that the present refined data of quark masses and mixing angles unambiguously rules out the original Fritzsch ansatz as well as all of its texture 6 zero variants. Further, also the present data rules out all possible texture 5 zero hermitian mass matrices [7]. On the other hand, it has been observed over the years that texture 4 zero mass matrices, similar to the original Fritzsch ansatz have always been compatible with the quark mixing data [5, 8]. It has also been shown that out of all possible texture 4 zero mass matrices, compatible with weak basis transformations [9], there is a unique set of matrices along with its permutations matrices which has the best possible compatibility with the quark mixing data. This is also borne out by a very recent extensive analysis of of texture 4 zero mass matrices [10]. This brings into focus the issue whether it is possible to reduce the free parameters of these matrices so as to facilitate the task of model builders. The purpose of the present paper is to explore this possibility, particularly in relation to the phase parameters of these having implications for the CP violating parameters of the Cabibbo-Kobayashi-Maskawa (CKM) matrix.

The paper is organized as follows. In Section 2, while presenting the analysis of Fritzsch-Xing matrices with updated values of quark masses and the latest results of the CKM flavor mixing parameters, we also give the notations and basic expressions needed and general formalism adopted for the analysis. In Section 3, we formulate texture 4 zero mass matrices with minimal parameters, thus enhancing the predictive power of these mass matrices. After confirming the validity of this set of mass matrices, we also discuss the hierarchy exhibited by mass matrix elements in our model. The details regarding the parameter space spanned by the free parameters have been presented and the correlations between these have been discussed. In the Section 3.1, we present the predictions of this set of mass matrices for the angles of the reference unitarity triangle (UT), Jarlskog’s rephasing invariant parameter J and CP violating phase δ . In Section 3.2, we study the relative dependence of CKM parameters on the quark masses. Finally, Section 4 summarizes our main conclusions.

2 The Fritzsch-Xing Texture 4-zero Quark Mass matrices: An updated analysis

Before performing an updated and complete numerical analysis of the parameter space of mass matrices with four texture zeros, let us briefly review the relations between the

parameters of mass matrices and the observable quantities. For the three generations of quarks, the quark mass terms are given as

$$\bar{u}_L M_u u_R + \bar{d}_L M_d d_R, \quad (1)$$

where $u_{L(R)}$ and $d_{L(R)}$ are the left-handed (right-handed) quark fields and M_u and M_d are the mass matrices for the up sector (u, c, t) and down sector (d, s, b) respectively. The mass matrices can be diagonalized by the following bi-unitary transformations :

$$V_{uL}^\dagger M_u V_{uR} = M_u^{diag} \equiv \text{Diag}(m_u, m_c, m_t); \quad (2)$$

$$V_{dL}^\dagger M_d V_{dR} = M_d^{diag} \equiv \text{Diag}(m_d, m_s, m_b); \quad (3)$$

where M_q^{diag} ($q = u, d$) are real and diagonal, while V_{qL} and V_{qR} are unitary 3×3 matrices. The quantities m_u, m_d etc. denote the eigenvalues of the mass matrices, i.e. the physical quark masses. The quark mixing matrix, connecting mass eigenstates to the weak eigenstates, referred to as the Cabibbo-Kobayashi-Maskawa matrix [11] is given as,

$$V_{\text{CKM}} = V_{uL}^\dagger V_{dL} = \begin{pmatrix} V_{ud} & V_{us} & V_{ub} \\ V_{cd} & V_{cs} & V_{cb} \\ V_{td} & V_{ts} & V_{tb} \end{pmatrix}, \quad (4)$$

where V_{ud} gives the amplitude of the process $u \rightarrow d + W$ and similarly for the other elements. Thus, apart from the quark masses, the elements of V_{CKM} constitute the low energy observable quantities through which one can get clues about the structure of the mass matrices, which are completely arbitrary in Standard model. The V_{CKM} , by definition, is a unitary matrix, hence can be expressed in terms of three real angles and six phases. Out of the six phases, five can be re-absorbed into the quark fields in Eq.(1). Therefore, one is left with only one non-trivial phase which is responsible for CP violation in the SM. There are several parametrizations of the V_{CKM} , however the most commonly used parametrization is the standard parametrization, also advocated by PDG [1],

$$V_{\text{CKM}} = \begin{pmatrix} c_{12}c_{13} & s_{12}c_{13} & s_{13}e^{-i\delta} \\ -s_{12}c_{23} - c_{12}s_{23}s_{13}e^{i\delta} & c_{12}c_{23} - s_{12}s_{23}s_{13}e^{i\delta} & s_{23}c_{13} \\ s_{12}s_{23} - c_{12}c_{23}s_{13}e^{i\delta} & -c_{12}s_{23} - s_{12}c_{23}s_{13}e^{i\delta} & c_{23}c_{13} \end{pmatrix}, \quad (5)$$

with $c_{ij} = \cos \theta_{ij}$ and $s_{ij} = \sin \theta_{ij}$. In the PDG representation, $\sin \delta \neq 0$ implies the existence of CP violation.

The Fritzsch-Xing quark mass matrices (texture 2-zero for M_u and texture 2-zero for M_d) are presented below,

$$M_u = \begin{pmatrix} 0 & A_u & 0 \\ A_u^* & D_u & B_u \\ 0 & B_u^* & C_u \end{pmatrix}; \quad M_d = \begin{pmatrix} 0 & A_d & 0 \\ A_d^* & D_d & B_d \\ 0 & B_d^* & C_d \end{pmatrix}, \quad (6)$$

where $A_u = |A_u|e^{i\alpha_u}$, $A_d = |A_d|e^{i\alpha_d}$, $B_u = |B_u|e^{i\beta_u}$, $B_d = |B_d|e^{i\beta_d}$, such that the combined texture of quark sector is texture 4-zero.

Table 1: Quark masses at m_Z energy scale [13] and mixing parameters as given by global fit results by PDG [1].

m_u	1.23 ± 0.21 MeV
m_c	0.620 ± 0.017 GeV
m_t	168.26 ± 0.75 GeV
m_d	2.67 ± 0.19 MeV
m_s	53.16 ± 4.61 MeV
m_b	2.839 ± 0.026 GeV
$ V_{us} $	0.22650 ± 0.00048
$ V_{ub} $	$0.00361^{+0.00011}_{-0.00009}$
$ V_{cb} $	$0.04053^{+0.00083}_{-0.00061}$
$\sin 2\beta$	0.699 ± 0.017

The diagonalizing transformations for these matrices can easily be obtained in terms of quark masses and free parameters D_u , D_d , $\phi_1 = \alpha_u - \alpha_d$ and $\phi_2 = \beta_u - \beta_d$. The details of the diagonalization equations for these mass matrices can be found in our earlier work [12]. Thus, in total, there are 10 parameters in the above set of matrices to describe the six quarks masses and four mixing parameters.

Before discussing the details of our analysis, we present the latest quark masses and mixing data. Since the observed parameters for the CKM mixing matrix are fitted at the electroweak energy scale $\mu = m_Z$, we have taken the quark masses also at m_Z energy scale [13], and are given in Table 1.

For the mass matrices given in Eq. (6), the CKM matrix can be obtained in terms of quark masses and free parameters D_u , D_d , ϕ_1 and ϕ_2 . For the analysis, we use the quark masses given in Table 1 and scan their full ranges at 1σ , while the phases are scanned in the range $[-\pi, \pi]$. Thereafter, we calculate the CKM elements $|V_{us}|$, $|V_{cb}|$, $|V_{ub}|$ and angle β of the UT. We keep the parameter sets, in which the value of each of these four observables is reproduced within the 1σ interval of error-bars, as given by the global fit results by Particle Data Group (PDG) [1] and presented in Table 1.

We choose these four mixing parameters, because their values have been determined to a very good degree of accuracy. The set of matrices given in Eq.(6), successfully reproduces the three observed CKM elements and angle β given in Table 1 in the parameter ranges given in Table 2.

Table 2: Parameter ranges for the quark mass matrices given in Eq.(6) that reproduce the mixing parameters given in Table 1.

$D_u (GeV)$	$D_d (GeV)$	ϕ_1	ϕ_2
$19.0 - 61.0$	$0.3 - 0.9$	$69.0^\circ - 122.0^\circ$	$2.0^\circ - 7.2^\circ$

Angle β refers to one of the inner angles of the CKM unitarity triangle described by

the orthogonality relation

$$V_{ud}V_{ub}^* + V_{cd}V_{cb}^* + V_{td}V_{tb}^* = 0,$$

in the complex plane. The three inner angles of this triangle are defined as,

$$\begin{aligned}\alpha &\equiv \arg \left[-\frac{V_{td}V_{tb}^*}{V_{ud}V_{ub}^*} \right], \\ \beta &\equiv \arg \left[-\frac{V_{cd}V_{cb}^*}{V_{td}V_{tb}^*} \right], \\ \gamma &\equiv \arg \left[-\frac{V_{ud}V_{ub}^*}{V_{cd}V_{cb}^*} \right].\end{aligned}\tag{7}$$

Another interesting measure of CP violation is the Jarlskog's rephasing invariant parameter J . The significance of J lies in the fact that all the CP violating effects in the SM are proportional to it as well as it is independent of the representation of CKM matrix. For hermitian quark mass matrices, J can be obtained using the commutator of mass matrices [14], for example,

$$iC \equiv [M_u, M_d],\tag{8}$$

such that

$$\begin{aligned}\text{Det} C &= -2J(m_t - m_c)(m_c - m_u)(m_u - m_t) \\ &\quad (m_b - m_s)(m_s - m_d)(m_d - m_b).\end{aligned}\tag{9}$$

In parallel with the usage of commutators encountered in quantum mechanics, the commutator of hermitian mass matrices is a measure of the simultaneous diagonalization of the matrices, that is, its non zero value ensures mismatch in the diagonalization of the mass matrices, which in turn implies CP violation. Using Eq.(9), one can easily express the rephasing invariant J , in terms of the mass matrices, M_u and M_d . One can also express J in terms of the V_{CKM} elements, as

$$J \sum_{\gamma, l} \epsilon_{\alpha\beta\gamma} \epsilon_{jkl} = \text{Im}[V_{\alpha j} V_{\beta k} V_{\alpha k}^* V_{\beta j}^*].\tag{10}$$

Using the standard parametrization, given in Eq.(5), J can be expressed in terms of the CKM mixing angles, θ_{12}, θ_{23} and θ_{13} , and CP violating phase, δ , as

$$J = s_{12}s_{23}s_{13}c_{12}c_{23}c_{13}^2 \sin \delta.\tag{11}$$

Therefore,

$$\delta = \sin^{-1} \left(\frac{-\text{Det} C}{2(m_t - m_c)(m_c - m_u)(m_u - m_t)(m_b - m_s)(m_s - m_d)(m_d - m_b)s_{12}s_{23}s_{13}c_{12}c_{23}c_{13}^2} \right).\tag{12}$$

Thus, the CP violating phase δ can be obtained in a rephasing invariant manner using the commutator of mass matrices. In Table 3, we present the predictions of the mass matrices given in Eq. (6) for the other two angles of the unitarity triangle i.e. α and γ and for J and δ . From the Table, we observe that the ranges of α , γ , J and δ are quite wide, however these include their ranges obtained from the global analyses and the experimental limits [1].

Table 3: Predictions of the quark mass matrices given in Eq.(6).

α	$66.2^\circ - 113.7^\circ$
γ	$44.7^\circ - 92.3^\circ$
J	$(2.30 - 3.39) \times 10^{-5}$
δ	$45.0^\circ - 90.0^\circ$

3 Texture 4-zero Quark Mass matrices with minimal parameters

A figure of merit for any mass matrix model is its predictability power, which is maximal when a minimal number of free parameters are introduced. Using simplicity and the requirement of maximal predictability as guiding principles, we are led to consider if we can reduce the number of parameters further in the set of mass matrices given in Eq.(6). To this end, we have tried various combinations, for example, we considered some of the elements as zeros, e.g. one can put (2,2) or (2,3) or (3,3) element as zero, however this does not reproduce CKM matrix within its limits. Getting rid of one of the phases ϕ_1 or ϕ_2 , also does not lead to reproduction of compatible CKM matrix elements.

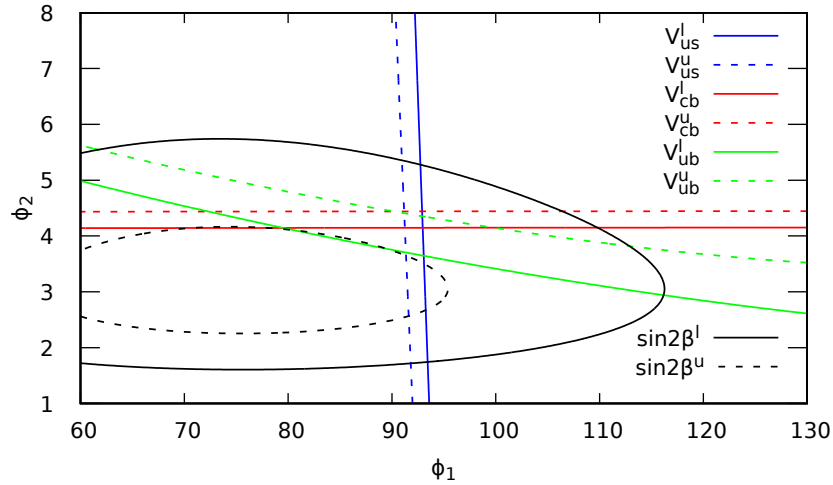


Figure 1: Contours of $|V_{us}|$, $|V_{cb}|$, $|V_{ub}|$ and $\sin 2\beta$ in $\phi_1 - \phi_2$ plane, for the mean values of quark masses and central values of allowed ranges of D_u and D_d . The solid lines are for the lower limit of the ranges mentioned in the Table 1, while the dashed lines are for the upper limit.

In Fig. 1, we have plotted contours of $|V_{us}|$, $|V_{cb}|$, $|V_{ub}|$ and $\sin 2\beta$ in $\phi_1 - \phi_2$ plane for the mean values of quark masses and central values of allowed ranges of D_u and D_d given

in Table 2. The solid lines are for the lower limit of the ranges mentioned in the Table 1, while the dashed lines are for the upper limit. The figure reveals several interesting points. For example, it suggests that $|V_{us}|$ is not sensitive to variation in ϕ_2 , while it is very sensitive to variation in ϕ_1 . On the other hand, $|V_{cb}|$ is not sensitive to variation in ϕ_1 , while it is very sensitive to variation in ϕ_2 . $|V_{ub}|$ and $\sin 2\beta$ are sensitive to both ϕ_1 and ϕ_2 . However, the most important observation is that angle ϕ_1 is close to 90° , while angle ϕ_2 is very close to 0° , where these strong constraints are majorly put by $|V_{us}|$ and $|V_{cb}|$, respectively. We also find that a non zero value of ϕ_2 is very crucial to reproduce angle β . A quick look at Fig. 1 motivates us to consider the possibility $\phi_1 = \phi_2 + 90^\circ$, which we have investigated in detail below. As discussed earlier, our endeavor is to reduce the number of free parameters in mass matrices and hence we now present texture 2-zero parallel structure for the up and down quark mass matrices, with one less parameter than the matrices given in Eq. (6), for example

$$M_u = \begin{pmatrix} 0 & |A_u|e^{i(\beta_u+\pi/4)} & 0 \\ |A_u|e^{-i(\beta_u+\pi/4)} & D_u & |B_u|e^{i\beta_u} \\ 0 & |B_u|e^{-i\beta_u} & C_u \end{pmatrix};$$

$$M_d = \begin{pmatrix} 0 & |A_d|e^{i(\beta_d-\pi/4)} & 0 \\ |A_d|e^{-i(\beta_d-\pi/4)} & D_d & |B_d|e^{i\beta_d} \\ 0 & |B_d|e^{-i\beta_d} & C_d \end{pmatrix}. \quad (13)$$

The mixing matrix corresponding to above mass matrices can be obtained in terms of the quark masses and free parameters D_u , D_d and $\phi_2 = \beta_u - \beta_d$. Thus, in our proposed model we consider only one phase, i.e. ϕ_2 to reproduce the CKM elements and angle β of the UT. As before, we scan the parameter space of D_u, D_d and ϕ_2 and keep the parameter ranges, in which the value of each observable is reproduced within the 1σ interval. We find that this simple *ansatz* is able to reproduce the CKM elements, angles of UT, J and δ well within their ranges given in PDG, in the parameter ranges given in Table 4.

Table 4: Parameter ranges for the mass matrices given in Eq. (13) that reproduce the mixing parameters given in Table 1.

$D_u (GeV)$	$D_d (GeV)$	ϕ_2
17.0 – 51.5	0.25 – 0.75	2.5° – 7.7°

Once the allowed ranges of these three parameters are obtained, we can evaluate various quantities of the CKM paradigm. We begin with presenting the allowed ranges of real parts of the mass matrices M_u and M_d ,

$$M_u^r = \begin{pmatrix} 0 & 0.027 - 0.035 & 0 \\ 0.027 - 0.035 & 17 - 51.5 & 51.47 - 78.26 \\ 0 & 51.47 - 78.26 & 115.88 - 150.91 \end{pmatrix};$$

$$M_d^r = \begin{pmatrix} 0 & 0.012 - 0.015 & 0 \\ 0.012 - 0.015 & 0.25 - 0.75 & 0.88 - 1.30 \\ 0 & 0.88 - 1.30 & 2.02 - 2.56 \end{pmatrix}. \quad (14)$$

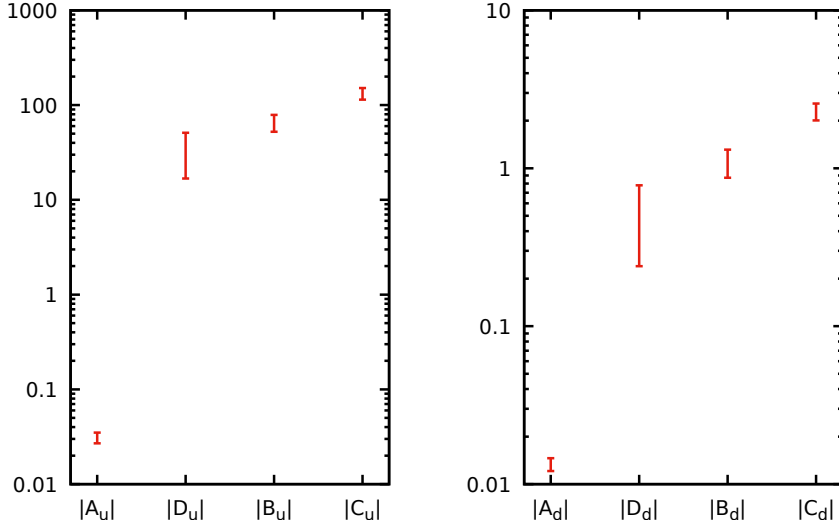


Figure 2: The ranges of mass matrix elements for both M_u and M_d , depicting the hierarchy observed.

In the CKM paradigm, we notice several points of importance. First, the quark masses are strongly hierarchical, $m_{u,d} \ll m_{c,s} \ll m_{t,b}$, with the hierarchy of ‘up’ sector being much stronger. Second, the CKM matrix elements also exhibit a strong hierarchy, i.e. $|V_{ub}| < |V_{td}| \ll |V_{ts}| < |V_{cb}| \ll |V_{cd}| < |V_{us}| < |V_{cs}| < |V_{ud}| < |V_{tb}|$, indicating the suppression of off-diagonal elements in comparison to diagonal ones. Therefore, we expect our analysis to manifest these strong hierarchies as well, i.e., the mass matrix elements are expected to follow the hierarchy $(3,3) \gg (2,3) \gg (2,2) \gg (1,2)$. However, our results in Eq.(14) show that the hierarchy followed in both up and down sector is $(3,3) \gtrsim (2,3) \gtrsim (2,2) \gg (1,2)$, i.e. except for $(1,2)$ element, the hierarchy observed between the mass matrix elements is weak. Fig. 2 clearly depicts the hierarchy followed by mass matrix elements, wherein we show the obtained ranges of the mass matrix elements. Various authors have also considered ‘weakly’ hierarchical mass matrices to reproduce ‘strongly’ hierarchical mixing angles [15]. For instance, in Reference [16], Xing *et al.* find $|B_i|/C_i \sim D_i/|B_i| \sim 0.24$ for the case of both up and down mass matrices. However, in Reference [17], Xing and Zhou find a new part of the parameter space, corresponding to $C_i \sim |B_i| \sim D_i$. Both of these possibilities are covered by the set of mass matrices formulated by us in Eq. (13). To understand the reason to realize strong hierarchy in the elements of CKM matrix obtained from the weakly hierarchical mass matrix elements, we present the approximate expressions for the off diagonal CKM element V_{cb} below. We have used the approximation $m_{u,d} \ll m_{c,s} \ll m_{t,b}$ to arrive at the following:

$$V_{cb} \approx -\sqrt{\frac{(m_t - D_u)(D_d + m_s)}{m_t m_b}} + e^{i\phi_2} \sqrt{\frac{(D_u + m_c)(m_b - D_d)}{m_t m_b}}. \quad (15)$$

Numerical analysis shows that (i) ϕ_2 being very small and the assumption $\phi_1 = \phi_2 + 90^\circ$

as well as (ii) the lower right corner of the M_u and M_d being weakly hierarchical (as presented in Eq. (14)) ensure that $|V_{cb}|$ is sufficiently small to be in its experimental range. The free parameters D_u and D_d of our mass model, being in the range given in Eq. (14) have a profound role in reproducing $|V_{cb}|$ and other off diagonal elements of CKM matrix. If the mass matrices given in Eq. (13) are taken to be strongly hierarchical, the off diagonal elements of CKM matrix turn out to be larger than their experimental ranges. This issue has also been extensively discussed in a recent paper by Fritzsch et al. [18], wherein they have studied the correlations between quark mass and flavor mixing hierarchies for Texture 4-zero Fritzsch-Xing quark mass matrices.

Apart from the hierarchy between the elements of M_u or M_d , it is also desirable to discuss the correlations amongst the free parameters of M_u and M_d . In Fig. 3, we present the complete parameter space spanned by the free parameters, D_u, D_d and ϕ_2 in our model. We find that there is a strong correlation between mass matrix element (2,2) of up and down sector, i.e., D_u and D_d . Further, the correlation between D_u and ϕ_2 and between D_d and ϕ_2 is very similar, hinting towards an underlying symmetry in up and down sectors. In the middle right panel, we have plotted the parameter space available to δ with respect to ϕ_2 . We see a very strong correlation between δ and ϕ_2 . The shaded region corresponds to the limits on δ by the present global range, i.e. $\delta = (72.1^{+4.1}_{-4.5})^\circ$ [1]. We find that the global range of δ is compatible with ϕ_2 to be around 6° . Furthermore, the scatter plots in the lowest panel of Fig. 3, show very interesting correlations between some of the flavor mixing observables. We find that δ is correlated to $|V_{us}|$, clearly a result of lesser number of free parameters in our model due to the added assumption of $\phi_1 = \phi_2 + 90^\circ$. These correlations might be useful to explore the underlying correlations between the quark mass spectrum and the flavor mixing pattern. Also, there is an obvious linear correlation between α and δ owing to the unitarity triangle relation $\alpha + \beta + \gamma = \pi$. The grey shaded regions in these plots indicate the 1σ experimental ranges [1] for these observables.

In Fig. 4(a), we have plotted the contours of $|V_{us}|, |V_{cb}|, |V_{ub}|$ and $\sin 2\beta$ in $D_u - \phi_2$ plane, for mean values of quark masses and $D_d = 0.4$. The Fig. 4(b) depicts the zoomed in region of the same figure for better clarity. We infer that the precision determination of $\sin 2\beta$ (red lines) and $|V_{cb}|$ (blue lines) will significantly restrict the allowed range of D_u . However, $|V_{us}|$ (black lines) does not put strong constraints on ϕ_2 or D_u . We also find that CKM element $|V_{ub}|$ (green lines) loosely restricts D_u . The phase ϕ_2 is restricted by $|V_{cb}|, |V_{ub}|$ and $\sin 2\beta$. These conclusions remain valid, even when the value of D_d is varied in its allowed range. Thus, a more precise determination of $\sin 2\beta$ and V_{CKM} elements will result in an even more restricted range of ϕ_2 , which would further yield a more precise evaluation of CP violating phase δ as ϕ_2 has interesting implications for the CP violating phase δ , as emphasized above.

3.1 Predictions for CKM matrix, UT angles, J and δ

The mass matrix we formulated in Eq.(13), allows us to calculate the ranges of elements of the CKM mixing matrix using the methodology discussed earlier. the CKM matrix

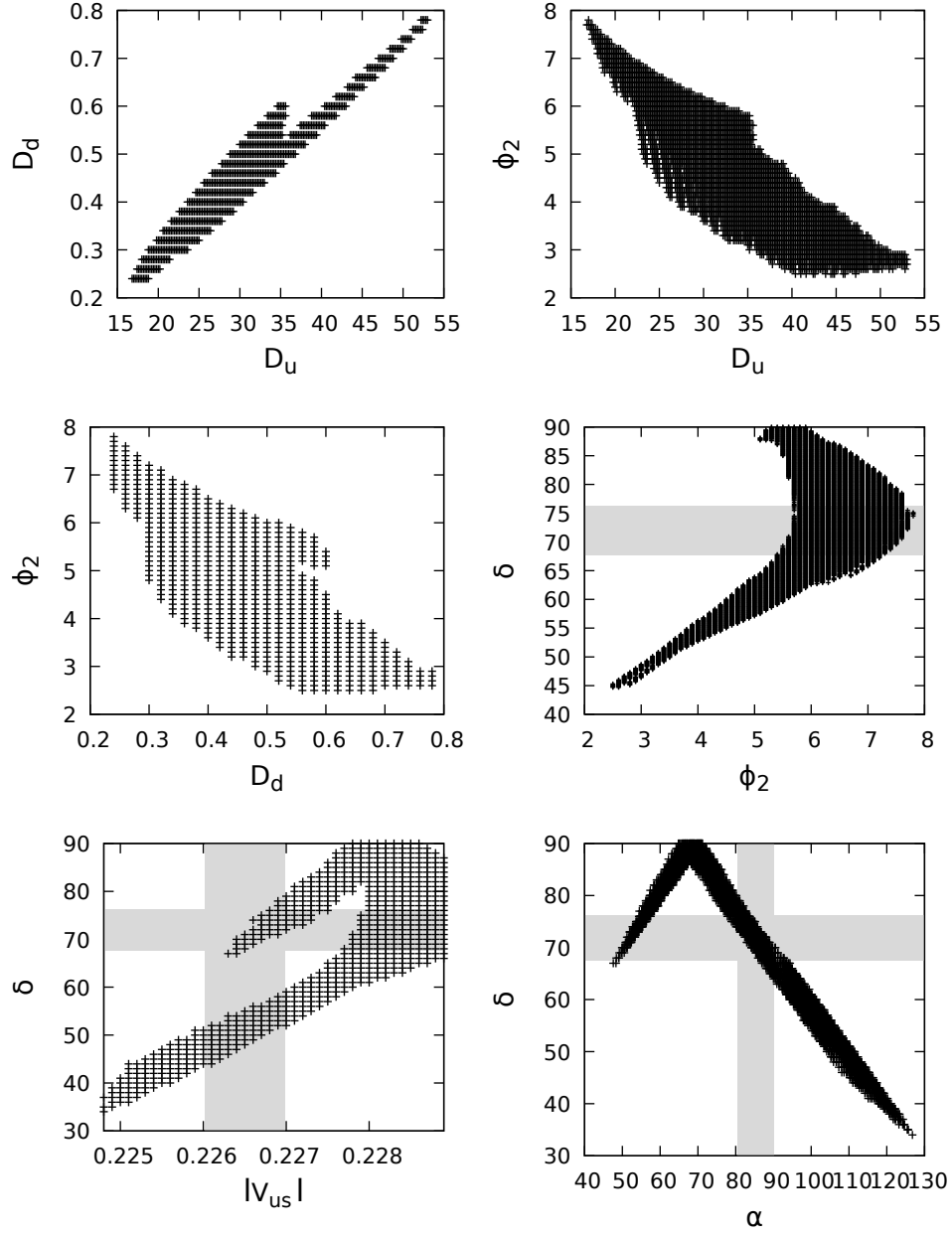


Figure 3: The top and middle panels show the parameter space spanned by the free parameters of our mass matrices model given in Eq. (13), while the lowest panel displays the correlations between $|V_{us}|$ and δ and between α and δ .

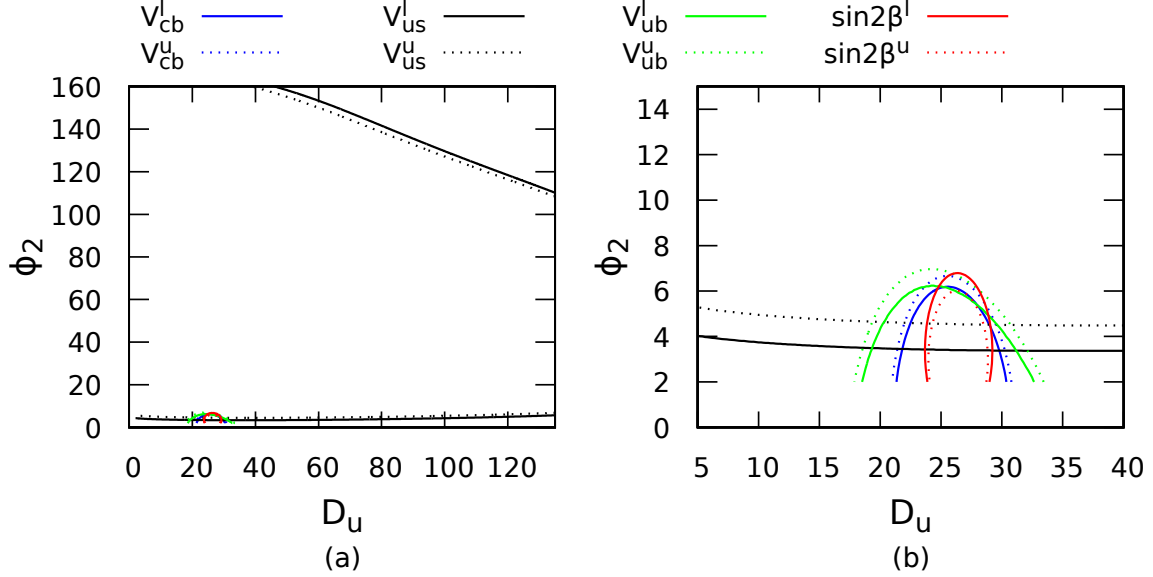


Figure 4: (a) Contours of $|V_{us}|$, $|V_{cb}|$, $|V_{ub}|$ and $\sin 2\beta$ in D_u and ϕ_2 plane, for mean values of quark masses and $D_d = 0.4$, for the matrices given in Eq.(13). The solid lines are for the lower limit of the range mentioned in the Table 1, while the dashed lines are for the upper limit. (b) The zoomed in region of (a) in the allowed range.

obtained is given as

$$V_{CKM} = \begin{pmatrix} 0.9739 - 0.9741 & 0.2260 - 0.2270 & 0.00352 - 0.00372 \\ 0.2258 - 0.2269 & 0.9731 - 0.9733 & 0.0399 - 0.0414 \\ 0.0070 - 0.0099 & 0.03889 - 0.04081 & 0.9991 - 0.9992 \end{pmatrix}. \quad (16)$$

The above ranges are well consistent with the current global fit by PDG [1]. The other two interior angles, α and γ , of the UT can be evaluated from Eq.(7) to be

$$\alpha = (66.4 - 113.6)^\circ, \quad \gamma = (44.9 - 92.1)^\circ, \quad (17)$$

while the experimental value of β was used as a constraint to check the viability of mass matrices. In order to evaluate Jarlskog's invariant rephasing parameter J and CP violating phase δ , we use Eqs. (9) and (12) to obtain

$$J = (2.30 - 3.39) \times 10^{-5}, \quad \delta = (44.9 - 92.1)^\circ. \quad (18)$$

The above ranges are quite wide and include the ranges given by the global fit analysis and experiments [1]. Similar results for CP violating phase and other CKM parameters have been obtained in the literature. For example, in Reference [19], authors obtain $\delta = (87.9)^\circ$ as best fit value for the case of a 4-zero textures having the interplay of $\mu - \tau$ reflection symmetry. Similarly in Reference [20], authors present five different viable models of texture zeros originating from modular symmetry and obtain the best fit value

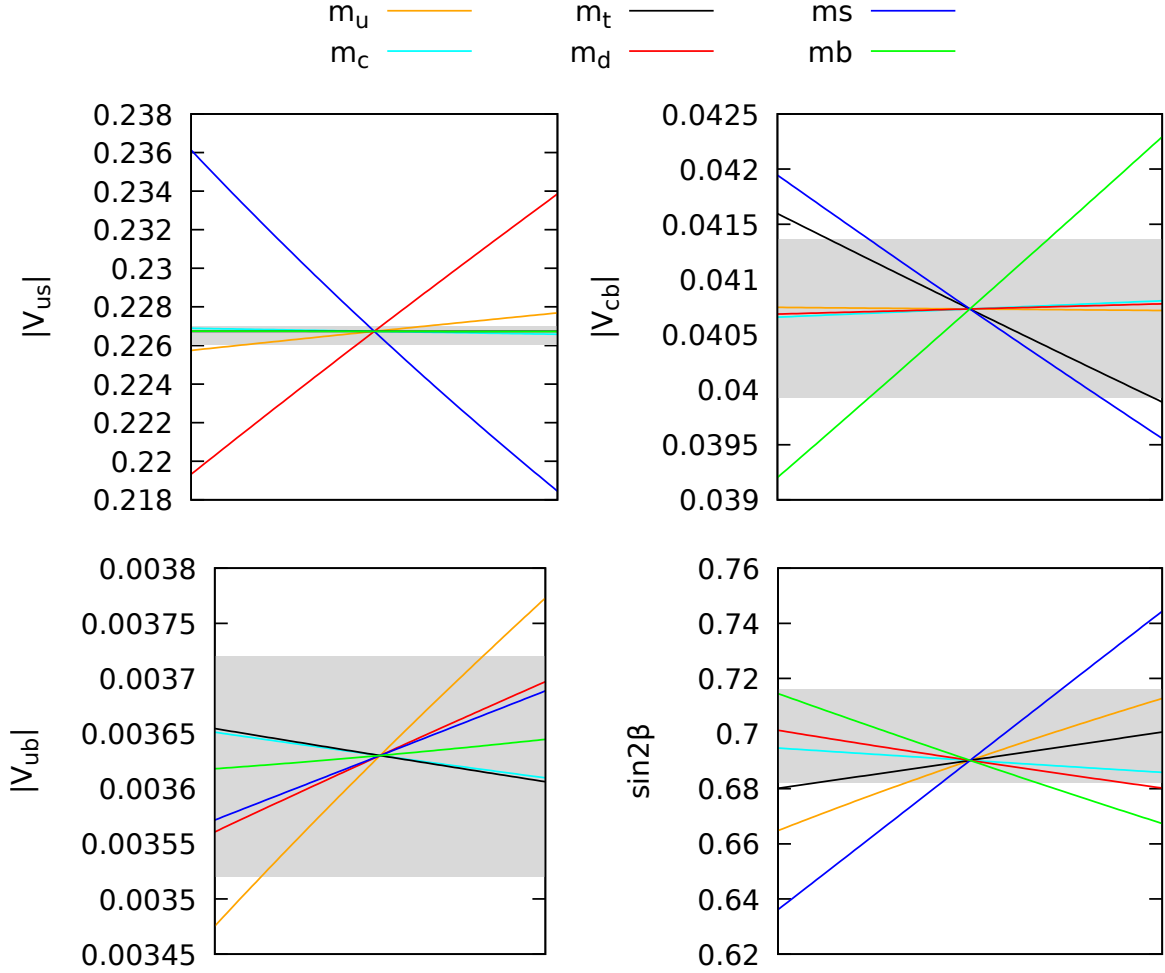


Figure 5: Dependence of $|V_{us}|$, $|V_{ub}|$, $|V_{cb}|$ and β on quark masses m_u (orange), m_c (cyan), m_t (black), m_d (red), m_s (blue), m_b (green). The x-axis of each plot corresponds to the 1σ variation in the quark masses, while the shaded region corresponds to the experimental value of that particular mixing parameter at 1σ , as given in the Table 1.

of $\delta = (69.2 \pm 3.1)^\circ$. Thus, our model, despite having only one phase parameter, is not only consistent with other such analyses, but also gives an excellent fit to most of the CKM parameters, which is phenomenologically very encouraging.

3.2 Sensitivity of CKM elements on quark masses

To understand the role of precision determination of the quark masses for the mass matrix model formulated by us, given in Eq. (13), we have shown the variation of $|V_{us}|$, $|V_{ub}|$, $|V_{cb}|$ and $\sin 2\beta$ with respect to the quark masses in Fig. 5.

The x-axis of each plot corresponds to the variation in the quark masses m_u , m_c , m_t , m_d , m_s and m_b , shown respectively by orange, cyan, black, red, blue and green lines. Each quark

mass is varied from its minimum to maximum value in the 1σ range given in Table 1. The shaded region in each plot corresponds to the experimental value of that particular mixing parameter at 1σ , as given in the Table 1. A quick look at the Fig. 5 indicates that $|V_{us}|$ is most sensitive to the variation in the masses m_d and m_s , while $|V_{ub}|$ shows maximum sensitivity to m_u along with m_d and m_s . Similarly, $|V_{cb}|$ and β are most sensitive to variation in m_s and m_b . Since the measurement of light quark masses are not as precise as measurement of heavy quarks, therefore, further refinement in the measurement of these quark masses and CKM parameters will help in eliminating many of the quark mass models.

4 Summary and conclusion

Motivated by the extensively used texture 4 zero Fritzsch-Xing quark mass matrices, which are very successful in describing the CKM phenomenology, we formulate these with minimum possible free parameters. In the proposed structure, these quark mass matrices contain only one free phase compared with the usually considered two phases. We study the implications of this particular set of texture 4 zero mass matrices for the CKM phenomenology, particularly for the CP violation parameters, J and corresponding phase δ . We find that these matrices very well reproduce not only the CKM matrix but also the angles of the UT, J and δ well within their experimental and global fit ranges. We observe that except for the element (1,2), the matrix elements in both up and down sector follow a weak hierarchy, for example, $(3,3) \gtrsim (2,3) \gtrsim (2,2) \gg (1,2)$. We find that there is a strong correlation between mass matrix element (2,2) of up and down sector, i.e., D_u and D_d . Further, the correlation between D_u and ϕ_2 and between D_d and ϕ_2 is very similar, hinting towards an underlying symmetry in up and down sectors. We also infer that ϕ_2 is strongly restricted by $|V_{us}|$ while D_u and D_d are primarily restricted by the limits $\sin 2\beta$ and $|V_{cb}|$. Due to a very strong correlation between the CP violating phase δ and ϕ_2 , a precise measurement of δ will constrain the phase structure of the model further. The investigation of the sensitivity of various CKM elements on quark masses shows that a precision measurement of quark masses has the potential to constrain the model to a good extent.

In conclusion, it can be said that even in the absence of theoretical justification, mass matrices with fewer parameters are not only simple, but also more predictive and serve as a useful guide for model building and calls for a theoretical investigations to understand the underlying symmetries. Further, it remains to be seen whether this texture can also be applied to the lepton sector.

Acknowledgements

NA and MG would like to thank the Chairman, Department of Physics, Panjab University, Chandigarh for providing facilities to work. MK and MR would like to thank the Director, UIET, Panjab University, Chandigarh for providing facilities to work. MK also

acknowledges the financial support provided by Department of Science and Technology (DST), Govt. of India (Grant No. DST/INSPIRE Fellowship/2017/IF170125).

References

- [1] P.A. Zyla *et al.* (PDG), Prog. Theor. Exp. Phys. **2020**, 083C01 (2020).
- [2] H. Harari, H. Haut and J. Weyers, Phys. Lett. B **78**, 459 (1978); C. D. Froggatt and H. B. Nielsen, Nucl. Phys. B **147**, 277 (1979).
- [3] S. Weinberg, Transcation of the New York Academy of Sciences, Series II **38**, 185 (1977).
- [4] H. Fritzsch, Phys. Lett. B **70**, 436 (1977); H. Fritzsch, Phys. Lett. B **73**, 317 (1978).
- [5] H. Fritzsch and Z. Z. Xing, Prog. Part. Nucl. Phys. **45**, 1 (2000); M. Gupta, G. Ahuja, Int. J. Mod. Phys. A **26**, 2973 (2011); M. Gupta and G. Ahuja, Int. Jour. Mod. Phys. A **27**, 1230033 (2012) and references therein.
- [6] S. Kaundal, A. Bagai, G. Ahuja, M. Gupta, Prog. Theor. Exp. Phys. **2020** (1), 013B06 (2020).
- [7] A. Bagai, S. Kaundal, G. Ahuja, M. Gupta, Prog. Theor. Exp. Phys. **2020** (9), 093B10 (2020).
- [8] P. S. Gill and M. Gupta, J. Phys. G: Nuc. Part. Phys. **21**, 1 (1995); P. S. Gill and M. Gupta, Parmana **45**, 333 (1995); Monika Randhawa, V. Bhatnagar, P.S. Gill and M. Gupta, Phys. Rev. D **60**, 051301 (1999); Monika Randhawa and Manmohan Gupta, Phys. Rev. D **63**, 097301 (2001).
- [9] S. Sharma, P. Fakay, G. Ahuja, M. Gupta, Phys.Rev. D **91**, 053004 (2015).
- [10] Aakriti Bagai, Aseem Vashisht, Nikhila Awasthi, Gulsheen Ahuja, Manmohan Gupta, arXiv:2110.05065 [hep-ph].
- [11] N. Cabibbo, Phys. Rev. Lett. **10**, 531 (1963); M. Kobayashi and T. Maskawa, Prog. Theor. Phys. **49**, 652 (1973).
- [12] R. Verma, G. Ahuja and M. Gupta, Phys. Lett. B **681**, 330 (2009).
- [13] G. Huang and S. Zhou, Phys. Rev. D **103**, 016010 (2021).
- [14] C. Jarlskog, Phys. Rev. Lett. **55**, 1039 (1985); *ibid.* Phys. Rev. D **35**, 1685 (1986); C. Jarlskog, in CP violation, Ed. C. Jarlskog, World Scientific Publishing Co. Pte. Ltd, (1989).

- [15] R. Verma *et al.*, Jour. Phys. G: Nucl. Part. Phys. **37**, 075020 (2010) and references therein.
- [16] Z. Xing and H. Zhang, Jour. Phys. G: Nucl. Part. Phys. **30**, 129 (2004).
- [17] Z. Xing and Z. Zhao, Nucl. Phys. B **897**, 302 (2015).
- [18] Harald Fritzsch, Zhi-zhong Xing and Di Zhang, Nuclear Physics B **974**, 115634 (2022).
- [19] M. Yang, Phys. Lett. B **806**, 135483 (2020).
- [20] J. Lu, X. Liu and G. Ding, Phys. Rev. D **101**, 115020 (2020).