

The concatenation of the Gottesman-Kitaev-Preskill code with the XZZX surface code

Jiaxuan Zhang,^{1,2,3} Yu-Chun Wu,^{1,2,3,4,*} and Guo-Ping Guo^{1,2,3,4,5}

¹Key Laboratory of Quantum Information, Chinese Academy of Sciences, School of Physics,
University of Science and Technology of China, Hefei, Anhui, 230026, P. R. China

²CAS Center For Excellence in Quantum Information and Quantum Physics,
University of Science and Technology of China, Hefei, Anhui, 230026, P. R. China

³Hefei National Laboratory, University of Science and Technology of China, Hefei 230088, P. R. China

⁴Institute of Artificial Intelligence, Hefei Comprehensive National Science Center, Hefei, Anhui, 230088, P. R. China

⁵Origin Quantum Computing Hefei, Anhui 230026, P. R. China

(Dated: July 12, 2022)

Bosonic codes provide an alternative option for the quantum error correction. An important category of bosonic codes called the Gottesman-Kitaev-Preskill (GKP) code aroused much interest recently. Theoretically, the error correction ability of GKP code is limited since it can only correct small shift errors in position and momentum quadratures. A natural approach to promote the GKP error correction for large-scale, fault-tolerant quantum computation is concatenating encoded GKP states with a stabilizer code. The performance of the XZZX surface-GKP code, i.e., the single-mode GKP code concatenated with XZZX surface code is investigated in this paper under two different noise models. Firstly, in the code-capacity noise model, the asymmetric rectangular GKP code with parameter λ is introduced. Using the minimum weight perfect matching (MWPM) decoder combined with the continuous-variable GKP information, the optimal threshold of the XZZX-surface GKP code reaches $\sigma \approx 0.67$ when $\lambda = 2.1$, compared with the threshold $\sigma \approx 0.60$ of the standard surface-GKP code. Secondly, we analyze the shift errors of two-qubit gates in the actual implementation, and build the full circuit-level noise model. The maximum likelihood decoding strategy is applied to each two-qubit gate with circuit-level noise, and improves the threshold from 18.6 dB in the previous work to 16.5 dB. We also estimate the overhead of the XZZX-surface GKP code which uses about 483 GKP states with squeezing more than 18.5 dB to encode a logical qubits with error rate 7.6×10^{-6} , compared with the qubit-based surface code using 1681 qubits to achieve almost the same logical error rate.

I. INTRODUCTION

Quantum computation is promised to offer speedups over the best known classical algorithms for solving certain types of problems [1–6]. To realize large-scale practical quantum computation, quantum error correction is the crucial problem since physical quantum states are too fragile to be preserved in the uncontrolled environment [7–11].

The fundamental idea of quantum error correction is to introduce redundancy by encoding logical qubits in a high-dimensional Hilbert space. Contrary to the two-level qubit-based system, continuous-variable quantum systems provide another attractive alternative for quantum error correction [12–16]. The bosonic codes encode the quantum information in bosonic modes which provide infinite-dimensional Hilbert space [17, 18]. With the rapid developments in quantum hardware and control technology, bosonic codes have shown their unprecedented potential in quantum error correction in many different experiments [19–23]. In the last few years, bosonic quantum error correction has attracted a lot of interest, since it is demonstrated to reach the break-even point [19], i.e., the lifetime of a logical qubit is enhanced to exceed that of any individual components composing the

experimental system. The representative bosonic codes based on a single bosonic mode include the cat code [19, 24, 25], binomial code [17, 20, 26] and Gottesman-Kitaev-Preskill (GKP) code [27, 28].

The GKP code proposed by Gottesman, Kitaev, and Preskill in 2001, encodes the qubit into a harmonic oscillator [27]. It was considered to be impractical for a long time, but now arouses extensive attention because of the recent experimental realizations [21, 22]. Theoretically, the GKP-qubit encoding is close to the optimal encoding for quantum capacity of Gaussian thermal loss channels with average photon-number constraint [29]. Nevertheless, the protection of quantum information provided by the GKP code is limited. The GKP code is helpless for the shift error beyond a certain boundary, in which case the logical error may be produced.

To overcome the logical errors of GKP state, it is naturally to introduce a high-level stabilizer code [30]. As the main representatives of the two-dimensional topological stabilizer code, surface code [31, 32] and color code [33, 34] concatenated with GKP code have been considered in many previous works [35–38], which discuss the performance of the concatenation codes in different noise models.

Recently, Ref. [39] proposes a variant of the surface code – the XZZX surface code which shows its high threshold and low overhead under biased noise. It should be noted that even if the bias is equal to 1, the threshold of the XZZX surface code using the minimum weight per-

* wuyuchun@ustc.edu.cn

fect matching (MWPM) decoder [40, 41] is still slightly higher than the conventional surface code. Therefore, it is natural to expect a better performance of the concatenation of the GKP code with the XZZX surface code rather than the conventional surface code.

This paper is aimed to study the concatenation of the GKP code with the XZZX surface code (the XZZX surface-GKP code). The performance of the XZZX surface-GKP code is investigated under two noise models. Concretely, in the first error model, code-capacity error model [42], all the components except data GKP qubits are noiseless. To utilize the advantage of the XZZX surface code in handling biased noisy, the asymmetric rectangular GKP code [43] with parameter λ is introduced to create bias artificially. Using the MWPM decoder combined with the continuous-variable GKP information, the optimal code-capacity threshold of the XZZX-surface GKP code reaches $\sigma \approx 0.67$ when $\lambda = 2.1$, exceeding the previous result [35] of the standard GKP-surface code with the threshold $\sigma \approx 0.60$. Another work [43] about the asymmetric GKP concatenation studies the rectangular GKP code concatenated with the conventional surface code, where they use the BSV decoder [44] without the GKP continuous-variable information and improve the threshold from $\sigma \approx 0.54$ to $\sigma \approx 0.58$. Compared with their result, the XZZX-surface GKP code is a more promising candidate for asymmetric GKP concatenation code.

The second error model called full circuit-level noise model is more realistic, where the noise in GKP state preparations, homodyne measurements, two-qubit gates and idle operation is taken into account. This error model is built on the specific derivation of the Gaussian shift errors after CNOT, CZ gates and balanced beam-splitter operation. The maximum likelihood (ML) decoding strategy in Ref. [37] is adapted to our full circuit-level noise model. The threshold of the XZZX-surface GKP code under this noise model reaches 16.5 dB, which is superior to the result 18.6 dB of the surface GKP code under the same error model [36]. Finally, we estimate the overhead of the XZZX-surface GKP code to achieve a logical error rate that is low enough. For example, if the squeezing reaches 18.5 dB, one needs about 483 GKP states to encode a logical qubit with the error rate 7.6×10^{-6} , which is much less than the qubit-based surface code.

The rest of the paper is organized as follows. Section II starts with some basic aspects of the conventional surface code and the XZZX surface code. Then we discuss some decoding algorithms, especially the MWPM algorithm which will be applied in the decoding of the whole following paper. Section III introduces the asymmetric rectangular GKP code and the construction and error correction circuits of the XZZX surface-GKP code. At the end of this section, the code capacity threshold of the XZZX surface-GKP code with the designed bias is obtained by numerical simulations. In Section IV we discuss the full circuit-level noise model in detail and propose the

ML decoding strategy of two-qubit gates. Section IV also presents the numerical results of the threshold and overhead of the XZZX surface-GKP code, where we compare the results with previous work. Lastly, the conclusion of this paper and the outlook for future work are described in Section V.

II. THE XZZX SURFACE CODE

A. the conventional surface code

The surface code is a kind of topological stabilizer code. Let P_n denote the n -fold Pauli group, the elements in which are n -fold tensor products of the single qubit Pauli operators $\{I, X, Y, Z\}$ with the phase ± 1 or $\pm i$. Given a quantum state $|\psi\rangle$, an operator $S \in P_n$ is called the stabilizer of $|\psi\rangle$ if $S|\psi\rangle = +1|\psi\rangle$.

In the stabilizer formalism[45], a logical state of the surface code is described by an abelian subgroups called stabilizer group in which all the operators are the stabilizers of the logical state. Note that every two stabilizer operators in a stabilizer group commute and the identity operator I is always in the stabilizer group. The stabilizer group of a logical state of the surface code is generated by two types of operators – X type stabilizers and Z type stabilizers, which are the XXXX tensor product and ZZZZ tensor product of four data qubits in each square face (except the boundary stabilizers).

Let us focus on the rotated surface code which uses less data qubits to encode a logical qubit compared with the planar surface code [46]. The rotated surface code can be described intuitively in a two-dimensional regular lattice, as shown in Fig. 1(a). The data qubits which are encoded to store quantum information lie on the vertices, and each stabilizer operator corresponds to a colored face. Concretely, the form of X (or Z) type stabilizers is $S_X = \prod_{i \in \partial f} X_i$ (or $S_Z = \prod_{i \in \partial f} Z_i$), where $\{i\}$ are the labels of the vertices incident on face f . Note that the boundary stabilizers have weight 2 and the other stabilizers have weight 4 since the boundary face is only has two vertices.

The surface code reduces the logical error rate by increasing the code distance d . The code distance d_x (or d_z) is defined as the length of the logical Pauli operator X_L (or Z_L), that is, the X (or Z) tensor product of the data qubit in the string between two boundaries. Usually, the logical error rate P_L can be approximated by the empirical formula [32]

$$P_L \cong c(p/p_{th})^{\frac{d+1}{2}}, \quad (1)$$

where p is the error rate of a single data qubit and p_{th} is an important parameter in the QEC theory called threshold. Apparently, if the data qubit error rate is less than the threshold, the logical error rate tends to be infinitely small with the increasing of the code scale.

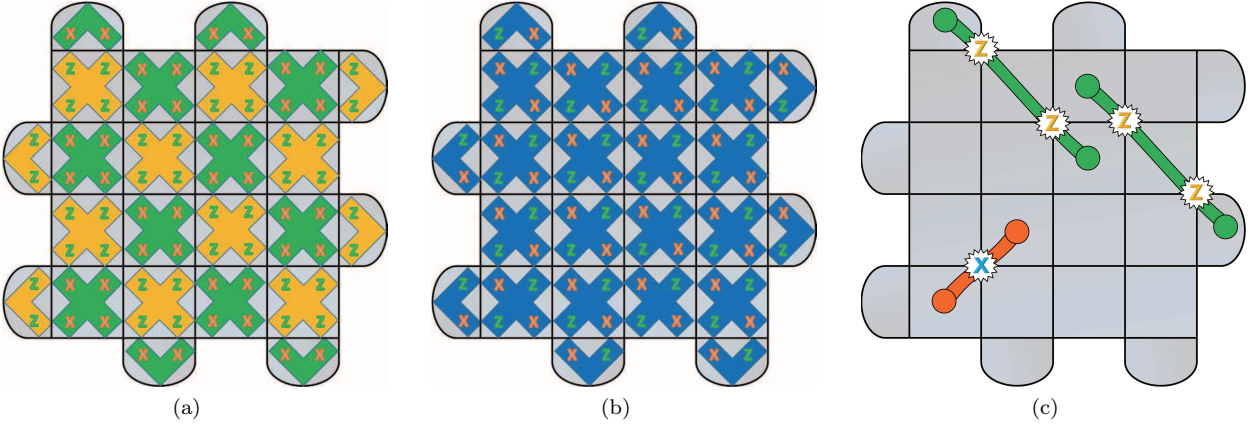


FIG. 1. (Color online) Two types of rotated surface codes and error strings. (a) The conventional surface code. Data qubits lie on the vertices of each square face, and each face indicates a stabilizer, which is the X (or Z) tensor product of the adjacent data qubits. The X type stabilizers and the Z type stabilizers are colored by green and yellow respectively. (b) The XZZX surface code. The XZZX surface code only has XZZX type stabilizers which are colored by blue in the figure. (c) Error strings of the XZZX surface code. The syndromes (bold dots on the faces) of the XZZX surface code caused by only X or Z errors can be connected with disjoint strings. Each string can be viewed as a repetition code.

B. the XZZX surface code

In the original works of surface code threshold, the noise model is the single-qubit Pauli noise channel where the data qubit suffers the X, Y and Z error with equal probabilities. However, in many experimental architecture [47–49], the realistic noise is biased towards dephasing, i.e., the Z error rate is much higher than the X and Y errors. Usually, the noise bias is defined as $\eta = p_z/(p_x + p_y)$.

In order to better adapt to the realistic noise model, some well-designed surface codes are developed, one of which is the XZZX surface code [39, 50, 51]. It has been shown numerically that the XZZX surface code has a high threshold under the biased noise model, which exceeds the hashing bound [11].

The XZZX surface code can be defined in the same 2D lattice as the conventional surface code. Without regard to the boundary, the stabilizer generators of the XZZX surface code only have one type – the tensor product of Pauli operator XZZX. Note that the XZZX surface code can be converted to the conventional surface code by locally acting Hadamard operators on alternate data qubits.

Suppose that some Pauli errors occur in the surface code, the syndromes are defined as the stabilizer operators that anti-commute with the Pauli errors. A good characteristic of the XZZX surface code is that the syndromes caused by only Z (or X) errors can be connected with disjoint strings, as shown in Fig. 1(c). Under the Z error dominated noise, these parallel strings can be viewed as in the independent repetition codes [52] if one ignores the X or Y errors. It is well known that the repetition code has a ideal threshold $p = 0.5$, much higher than the conventional surface code's 0.1. Therefore, the threshold of the XZZX surface code is superior under a

bias dephasing noise model.

Fig. 1(b) shows a $d = 5$ XZZX surface code where the logical Z and X operator have the equal length. However, because of the biased noise, the logical Z operator is longer than the logical X operator in the practical XZZX surface code. In other words, the array of the data qubits is typically rectangle rather than square, which provides the approach for XZZX surface codes to achieve a target logical failure rate with low overhead.

C. decoding

Turn our attention to the decoding problem of the surface code. Assuming \mathcal{S} generated by $\{S_k\}$ is the stabilizer group of a quantum code C , a n qubit Pauli operator $e \in P_n$ is a nontrivial error if there exists at least a stabilizer $S_i \in \{S_k\}$ such that S_i anticommutes e . All these stabilizer generators are called syndromes of error e , constituting a set denoted by s_e . Suppose a error e occurs in some data qubits with the syndrome s_e , a decoding algorithm outputs a recover operator R according to the syndrome, such that Re commute with all the stabilizers in \mathcal{S} .

However, the decoding algorithm does not always output an expected R . The error e is corrected successfully if $Re \in \mathcal{S}$, otherwise the decoding process produces a logical error that cannot be detected by the QEC code. Generally the decoding algorithm is hoped to have the logical error rate as low as possible.

In fact, for a given syndrome s_e , the recover operator R may come from one of the following four set:

$$e\mathcal{S}, \quad eX_L\mathcal{S}, \quad eZ_L\mathcal{S}, \quad eX_LZ_L\mathcal{S}. \quad (2)$$

These four sets are the cosets of \mathcal{S} and here we assume the QEC code only encodes one logical qubit. Obviously,

the recover operators in the same coset are equivalent for a error logical state. Selecting a recover operator from the most likely coset will reduce the logical error rate, which is exactly what the maximum-likelihood decoder (MLD) does [53].

The MLD is optimal from the point of getting a high success probability of decoding. However, the exact MLD under a general noise model costs a lot of time to execute. Compared with the MLD, the MWPM decoder is more widely-used, because of its efficiency.

The MWPM decoder turns the decoding problem into matching the syndrome set in pairs with lowest link weight. Firstly it transforms the surface code lattice into a decoding graph where the vertices denotes the stabilizers and each data qubits lies on the edge. Consider a path E on the decoding graph where E corresponds a error (say e) whose syndromes are the ending vertices of E . The probability of occurring the error e is

$$\begin{aligned} p_E &= \prod_{i \notin E} (1 - p_i) \times \prod_{i \in E} p_i \\ &= P_0 \prod_{i \in E} \left(\frac{p_i}{1 - p_i} \right), \end{aligned} \quad (3)$$

where i is the edge with unit length, p_i is the error rate of the data qubits adjacent to E , and $P_0 = \prod_i (1 - p_i)$ is a constant irrelevant to E . Therefore, if one sets the weight of the edge i as $w_i = -\log \frac{p_i}{1 - p_i}$, $-\log p_E$ is exactly the sum of the weights of the edge in path E (up to a constants):

$$-\log p_E = \sum_{i \in E} w_i - \log P_0. \quad (4)$$

Given the weight of each possible path, the minimum weight perfect matching algorithm can be applied to connect the syndromes in pairs such that the total weight is minimal. Then the recover operators are applied along the connecting path. As mentioned, executing the MWPM decoder is more efficient since the time cost of the minimum weight perfect matching algorithm is polynomial. Although the MWPM decoder is not optimal, it still performs well enough in some usual error models. More importantly, the MWPM decoder can naturally adapt to the surface code decoding adding the GKP continuous-variable information by modifying the matching weight, which will be discussed in following sections.

III. THE XZZX SURFACE-GKP CODE

In this section, we introduce the main topic of this paper – the XZZX surface-GKP code. Specifically, this section describes the concatenation of the rectangular GKP code with the XZZX surface code in several aspects including basic concepts, construction, error correction process. At the end of this section, we investigate the

performance of the XZZX surface-GKP code in a toy error model and show the numerical results.

A. the rectangular GKP code

The GKP error correction code is a kind of bosonic code which has attracted much attention recently. Many previous works focus on the GKP code on the square lattice (square GKP code). The square GKP code protects against small shift error in p and q quadratures with equal logical \bar{X} or \bar{Z} error rates. As a more general case, here we review the basic aspects of the rectangular GKP code.

For a harmonic oscillator, the position and momentum operators are defined as:

$$\hat{q} = \frac{1}{\sqrt{2}}(\hat{a} + \hat{a}^\dagger), \quad \hat{p} = -\frac{i}{\sqrt{2}}(\hat{a} - \hat{a}^\dagger), \quad (5)$$

where \hat{a}^\dagger and \hat{a} are annihilation and creation operators satisfying $[\hat{a}^\dagger, \hat{a}] = 1$. The code space of rectangular GKP code is stabilized by two commuting stabilizer operators

$$\hat{S}_{p,\lambda} = e^{-i2(\sqrt{\pi}\lambda)\hat{p}}, \quad \hat{S}_{q,\lambda} = e^{i2(\sqrt{\pi}/\lambda)\hat{q}}. \quad (6)$$

The logical states are defined as:

$$\begin{aligned} |\bar{0}_\lambda\rangle &\propto \sum_{n \in \mathbb{Z}} |q = 2n\lambda\sqrt{\pi}\rangle, \\ |\bar{1}_\lambda\rangle &\propto \sum_{n \in \mathbb{Z}} |q = (2n + 1)\lambda\sqrt{\pi}\rangle. \end{aligned} \quad (7)$$

Correspondingly, the logical Pauli operators are:

$$\bar{X}_\lambda = e^{-i(\sqrt{\pi}\lambda)\hat{p}}, \quad \bar{Z}_\lambda = e^{i(\sqrt{\pi}/\lambda)\hat{q}}. \quad (8)$$

The Clifford gates of the GKP code can be performed by interactions that are at most quadratic in the creation and annihilation operators. In particular, the rescaled CNOT $_{ij,\beta}$ gate with parameter β has the following form:

$$\text{CNOT}_\beta = e^{-i\hat{q}_j \hat{p}_k / \beta}, \quad (9)$$

where j, k are the control qubit and target qubit, respectively. The CNOT $_{jk,\beta}$ gate holds the following relationships with \hat{q} and \hat{p} operators in the Heisenberg representation [54]:

$$\begin{aligned} (\text{CNOT}_\beta)^{-1} \hat{q}_j \text{CNOT}_\beta &= \hat{q}_j, \\ (\text{CNOT}_\beta)^{-1} \hat{q}_k \text{CNOT}_\beta &= \hat{q}_k + \hat{q}_j / \beta, \\ (\text{CNOT}_\beta)^{-1} \hat{p}_j \text{CNOT}_\beta &= \hat{p}_j - \hat{p}_k / \beta, \\ (\text{CNOT}_\beta)^{-1} \hat{p}_k \text{CNOT}_\beta &= \hat{p}_k. \end{aligned} \quad (10)$$

Likewise, the rescaled CZ $_{ij,\beta}$ is

$$\text{CZ}_\beta = e^{-i\hat{q}_j \hat{q}_k / \beta}. \quad (11)$$

One can easily find the CZ $_\beta$ transformation of \hat{q} and \hat{p} in the Heisenberg representation by exchanging \hat{q}_k and \hat{p}_k

in Eq. (10), since $CZ_\beta = H_k^{-1} \text{CNOT}_{jk,\beta} H_k$ where $H_k = e^{i\pi\hat{a}^\dagger \hat{a}}$ is the Hadamard gate of qubit k .

Another important operation in the error correction of the GKP code is the beam-splitter

$$B_\theta = e^{-i\theta(\hat{q}_j \hat{p}_k - \hat{p}_j \hat{q}_k)}, \quad (12)$$

which transforms \hat{q} and \hat{p} as follows:

$$\begin{aligned} (B_\theta)^{-1} \hat{q}_j B_\theta &= \cos \theta \hat{q}_j - \sin \theta \hat{q}_k, \\ (B_\theta)^{-1} \hat{q}_k B_\theta &= \cos \theta \hat{q}_k + \sin \theta \hat{q}_j, \\ (B_\theta)^{-1} \hat{p}_j B_\theta &= \cos \theta \hat{p}_j - \sin \theta \hat{p}_k, \\ (B_\theta)^{-1} \hat{p}_k B_\theta &= \cos \theta \hat{p}_k + \sin \theta \hat{p}_j. \end{aligned} \quad (13)$$

We call this operation balanced beam-splitter if $\theta = \pi/4$.

Generally, the noise channel of the GKP code is considered as a Gaussian shift error channel \mathcal{N} [30]:

$$\mathcal{N}(\rho) \equiv \iint P_\sigma(u) P_\sigma(v) e^{-iu\hat{p}} e^{iv\hat{q}} \rho e^{-iv\hat{q}} e^{iu\hat{p}} dudv, \quad (14)$$

where $P_\sigma(x) = \frac{1}{\sqrt{2\pi\sigma^2}} e^{-\frac{x^2}{2\sigma^2}}$ is Gaussian distribution function with variance σ^2 . Such a error channel is the result of Pauli twirling approximation [55]. An logical \bar{X} (or \bar{Z}) error occurs when the Gaussian shift error $|u \bmod 2\sqrt{\pi}\lambda| > \frac{\sqrt{\pi}}{2}\lambda$ (or $|v \bmod 2\sqrt{\pi}/\lambda| > \frac{\sqrt{\pi}}{2\lambda}$) in the \hat{q} (or \hat{p}) quadrature. In this paper, the mod function $a \bmod b$ has the range $[-\frac{b}{2}, \frac{b}{2})$.

The logical X and Z error probabilities are

$$\begin{aligned} p_{\bar{X}} &= 1 - \sum_{k \in \mathbb{Z}} \int_{2k\sqrt{\pi}\lambda - \frac{\sqrt{\pi}\lambda}{2}}^{2k\sqrt{\pi}\lambda + \frac{\sqrt{\pi}\lambda}{2}} P_\sigma(u) du, \\ p_{\bar{Z}} &= 1 - \sum_{k \in \mathbb{Z}} \int_{2k\sqrt{\pi}/\lambda - \frac{\sqrt{\pi}}{2\lambda}}^{2k\sqrt{\pi}/\lambda + \frac{\sqrt{\pi}}{2\lambda}} P_\sigma(v) dv. \end{aligned} \quad (15)$$

When the error shift goes beyond the area in Fig. 2(a), the error-connecting procedure will introduce a logical X or Z error. Intuitively, the logical error probability is the probability of the Gaussian shift error out of the correctable range in Fig. 2(a).

The GKP code provides the extra continuous-variable information for the surface code decoding. The error rates conditioned on the measurement results q_m and p_m are [30]:

$$\begin{aligned} p(\bar{X}|q_m) &= \frac{\sum_{k \in \mathbb{Z}} P_\sigma(q_m - 2k\sqrt{\pi}\lambda)}{\sum_{k \in \mathbb{Z}} P_\sigma(q_m - k\sqrt{\pi}\lambda)}, \\ p(\bar{Z}|p_m) &= \frac{\sum_{k \in \mathbb{Z}} P_\sigma(p_m - 2k\sqrt{\pi}/\lambda)}{\sum_{k \in \mathbb{Z}} P_\sigma(p_m - k\sqrt{\pi}/\lambda)}. \end{aligned} \quad (16)$$

for \bar{X} or \bar{Z} error respectively. These conditional error rates provide more accurate matching weights for MWPM decoder.

Obviously, the rectangular GKP code goes back to the square GKP code if $\lambda = 1$. The square GKP code protects against small shift error in q and p quadratures. In

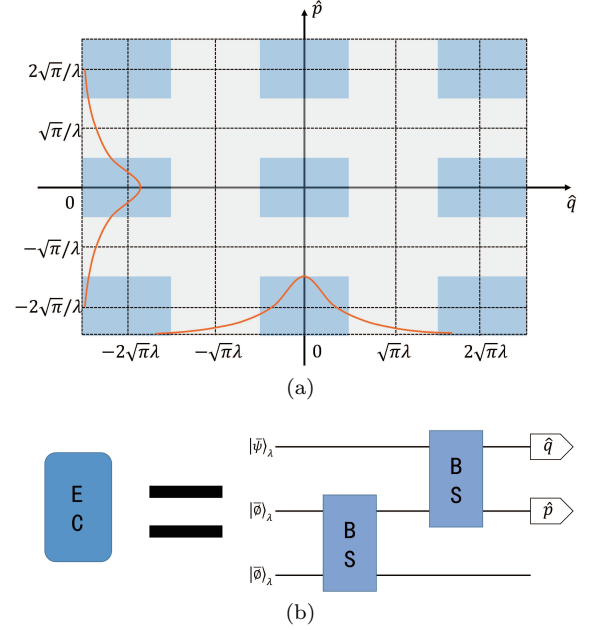


FIG. 2. (Color online) The error correction process of the rectangle GKP code (a) The error correction range of rectangle GKP code in \hat{q} and \hat{p} quadratures. An ideal GKP error correction procedure can only correct the shift errors in the blue area. The logical error will produced if the shift errors beyond the blue area. (b) The quantum circuit of the teleportation-based GKP error correction. Two balanced beam-splitter (labeled as BS) are used for state teleportation.

which the probabilities of logical \bar{X} or \bar{Z} error are equal. The rectangular GKP code naturally owns the bias with the parameter

$$\eta = \frac{p_{\bar{Z}} - p_{\bar{Z}} p_{\bar{X}}}{p_{\bar{X}}}. \quad (17)$$

To utilize the superiority of the XZZX surface code under the biased noise, we can design the bias of the rectangular GKP code by setting $\lambda \neq 1$.

B. XZZX surface-GKP code and its error correction

The GKP error correction code can protect against small shift error. If the shift error is larger than $\frac{\sqrt{\pi}}{2}\lambda$ in \hat{q} quadrature or $\frac{\sqrt{\pi}}{2\lambda}$ in \hat{p} quadrature, the higher level stabilizer code is necessary to deal with the GKP logical error. Now let us discuss the concatenation of the GKP code with the XZZX surface code.

The data qubits of the XZZX surface code is replaced by encoded GKP states following the same array as Fig. 1(b). Moreover, referring to Fig. 3(a), two extra GKP states is placed next to each data or syndrome qubit, which is used for GKP error correction procedure. The

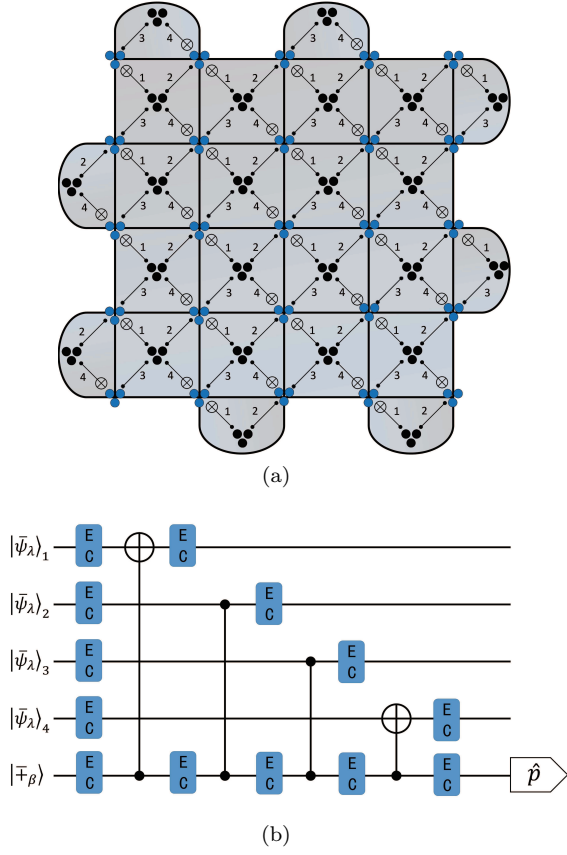


FIG. 3. (Color online) The qubit layout and stabilizer measurements of the XZZX surface-GKP code. (a) The qubit layout of the XZZX surface-GKP code. Each data qubit (blue) or syndrome qubit (black) requires two extra ancilla GKP states for GKP error correction. The number near CZ or CNOT gates indicates the time order of the action. (b) The quantum circuit of the XZZX stabilizer measurement. The data and syndrome qubits are rectangle GKP states with different parameters. The CZ and CNOT gates are also rescaled. The teleportation-based error corrections are applied after CZ, CNOT gates and idles.

GKP error correction protocol used in this paper is the teleportation-based scheme [56].

The teleportation-based GKP error correction scheme utilizes the GKP Bell pair and the balanced beam-splitter operations. The GKP Bell pair are prepared from two qunaught states [56]

$$|\emptyset_\lambda\rangle \propto \sum_{n \in \mathbb{Z}} |\hat{q} = n\sqrt{2\pi}\lambda\rangle \propto \sum_{n \in \mathbb{Z}} |\hat{p} = n\sqrt{2\pi}/\lambda\rangle, \quad (18)$$

acted by a balanced beam-splitter, as shown in Fig. 2(b). The quantum information in data GKP qubits will teleport to the second ancilla GKP qubits, where the GKP error correction is done naturally. Just like the normal quantum teleportation, the logical \bar{X} or \bar{Z} error may be produced, depending on the measurement results on the first two qubits. It is unnecessary to perform real-time

error correction, but one can keep track of the errors in the Pauli frame [57, 58] until a non-Clifford gate is applied.

It has been shown that the teleportation-based scheme outperforms the Steane scheme where they assume the finite squeezing of the GKP states is the only noise source [37]. In Appendix A, we present the detail of the teleportation-based scheme and give a discussion about the superiority of this scheme under a full circuit-level error model in Appendix B.

In the second level of error correction, the ancilla GKP qubits called syndrome qubits are placed in each face in Fig. 3(a) for stabilizer measurements of the XZZX surface code. The syndrome qubits are coupled with nearby data qubits by CNOT or CZ gate.

In particular, if the data qubits are the rectangular GKP state (say $|\bar{\psi}_\lambda\rangle$), the ancilla qubits and two-qubit gate needs to be rescaled. Specifically, in the GKP error correction step, the GKP ancilla qubits should have the same rescaled parameter λ as data qubits. In the XZZX stabilizer measurement step, the rescaled parameter of the ancilla qubits (syndrome qubits) can be chosen arbitrarily, say β , but the CNOT and CZ gates should adjust to $\text{CNOT}_{\beta/\lambda}$ and $\text{CZ}_{\lambda\beta}$ gates respectively (see Appendix C for detail).

C. Code capacity threshold with the designed bias

In this subsection, we show our numerical results of the code capacity threshold of the XZZX surface-GKP code with the designed bias. In the code-capacity noise model, the only noise resource is the Gaussian shift error channel on the data qubits. In other words, all two-qubit gates and measurements are assumed noiseless in both GKP error correction and stabilizer measurement steps.

We design the bias of the XZZX surface-GKP code by setting different rescaled parameter λ . Without loss of generality, here we set $\lambda \geq 1$ such that \bar{Z} error rate is higher than \bar{X} error rate. A λ larger than 1 will produce a bias as Eq. (17) gives. On the other hand, such a λ will enlarge the total error rate of \bar{X} , \bar{Y} and \bar{Z} error:

$$\bar{p} = 1 - (1 - p_{\bar{X}})(1 - p_{\bar{Z}}) = p_{\bar{X}} + p_{\bar{Z}} - p_{\bar{X}}p_{\bar{Z}}, \quad (19)$$

where $p_{\bar{X}}$ and $p_{\bar{Z}}$ are defined in Eq. (15). The numerical results in Ref. [39] shows that the threshold of the XZZX surface code increases with a larger bias. Therefore, we expect a trade-off which can achieve a optimal threshold of the XZZX surface-GKP code.

To decode the XZZX surface-GKP code, we use the MWPM decoder combined with the continuous-variable information. The numerical results are shown in Fig. 4(a) where the optimal threshold is in $\lambda = 2.1$ and reaches $\sigma \approx 0.67$. Note that when $\lambda = 1$, the threshold of XZZX surface code is $\sigma \approx 0.60$, almost the same as the standard surface-GKP code [35]. When $\lambda = 2.1$ and σ is in the threshold, one can compute the bias $\eta \approx 10^2$ by using Eq. (15) and Eq. (17).

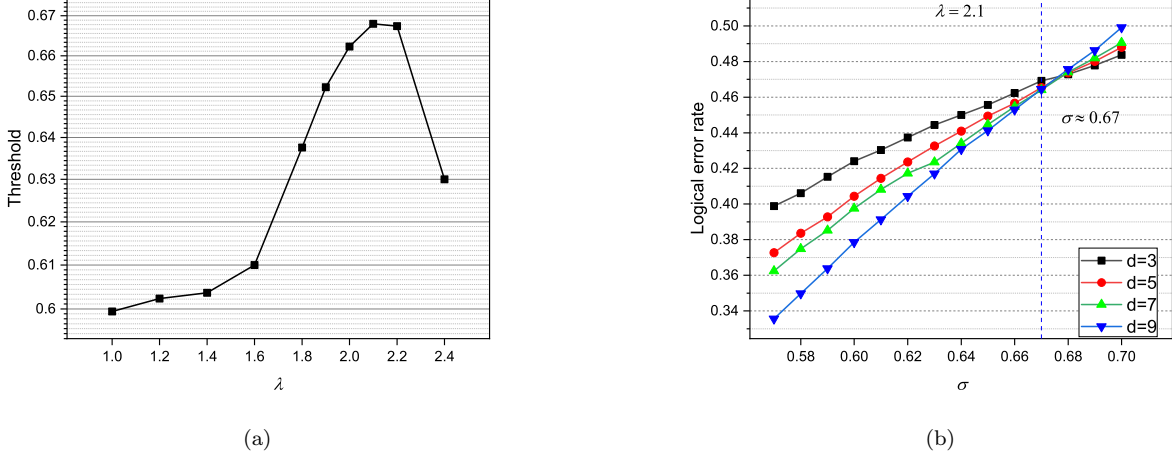


FIG. 4. Code capacity threshold of the XZZX surface-GKP code. (a) Threshold of the XZZX surface-GKP code as a function of the parameter λ . With the increasing λ , the threshold first increases and then decreases, reaching the peak at $\lambda = 2.1$. (b) Threshold of the XZZX surface-GKP code at $\lambda = 2.1$. The logical error rates with different code distance d are estimated by the Monte Carlo simulation and the maximum threshold of the XZZX surface-GKP code is around 0.67.

A previous work in Ref. [43] promotes the threshold from $\sigma \approx 0.54$ to $\sigma \approx 0.58$, where they use the BSV decoder without the GKP continuous-variable information. Compared with that, our threshold is higher and promoted more. We attribute this improvement to the good performance of XZZX surface code under biased noise and the application of the GKP continuous-variable information in MWPW decoder.

IV. THE XZZX SURFACE-GKP CODE UNDER THE FULL CIRCUIT-LEVEL NOISE

In this section, we investigate the performance of the XZZX surface-GKP code under full circuit-level noise model, where the noise in the quantum circuit is taken into account in detail. The section starts with the discussion of this error model and then proposes the decoding strategy. Lastly, we give the numerical result and compare it with the previous work.

A. Full circuit-level noise model

The whole quantum circuits for error correction and the time order of the action of CNOT and CZ gates are illustrated in Fig. 3(b). In the following discussion, the GKP states and the two-qubit gates are limited to being standard, i.e., the rescaled parameter λ or β equals to 1. Here we consider an error model that is as detailed as possible. Specifically, shift errors in \hat{q} and \hat{p} quadratures are assumed to appear after the following operations:

- (1) preparation of the initial GKP states (including both data qubits and ancilla qubits)
- (2) homodyne measurements of \hat{q} or \hat{p} operator

(3) idle operation of data qubits when ancilla qubits are measured.

(4) two-qubit gates (including CNOT gates, CZ gate, and balanced beam-splitter)

To simulate the first three errors is easy. The only thing required is adding a Gaussian shift error channel after each operation in (1-3), as Eq. (14) given [29]. Let us suppose three Gaussian shift error channels in (1), (2), (3) are \mathcal{N}_p , \mathcal{N}_m , \mathcal{N}_i with the variance σ_p^2 , σ_m^2 , σ_i^2 respectively.

The shift errors after two-qubit gates are more complicated since it may produce correlation. In this case, the shift errors on different GKP states cannot be described by independent Gaussian distribution, but need to introduce the covariance matrices.

Suppose CNOT gate is realized by the Hamiltonian $\hat{H} = g\hat{q}_j\hat{p}_k$ and control and target GKP states suffer photon loss noise [17]. This evolution can be described by $\exp[\mathcal{L}t]$ where \mathcal{L} has the form:

$$\begin{aligned} \mathcal{L}(\hat{\rho}) &= -ig[\hat{q}_j\hat{p}_k, \hat{\rho}] + \mathcal{D}(\hat{\rho}) \\ &= -ig[\hat{q}_j\hat{p}_k, \hat{\rho}] + \kappa(\hat{a}_j\hat{\rho}\hat{a}_j^\dagger - \frac{1}{2}\hat{a}_j^\dagger\hat{a}_j\hat{\rho} - \frac{1}{2}\hat{\rho}\hat{a}_j^\dagger\hat{a}_j) \\ &\quad + \kappa(\hat{a}_k\hat{\rho}\hat{a}_k^\dagger - \frac{1}{2}\hat{a}_k^\dagger\hat{a}_k\hat{\rho} - \frac{1}{2}\hat{\rho}\hat{a}_k^\dagger\hat{a}_k). \end{aligned} \quad (20)$$

Here g is the coupling strength and κ is the photon loss rate.

Ref. [36] proved that such a noisy CNOT gate is equivalent to an ideal CNOT gate followed by correlated Gaussian shift errors with the Gaussian distributions $(\hat{q}_j, \hat{q}_k) \sim \mathcal{N}(0, N_{q_j q_k}^{CNOT})$ and $(\hat{p}_j, \hat{p}_k) \sim \mathcal{N}(0, N_{p_j p_k}^{CNOT})$,

where the covariance matrices are:

$$N_{q_j q_k}^{CNOT} = \sigma_c^2 \begin{bmatrix} 1 & 1/2 \\ 1/2 & 4/3 \end{bmatrix}, \quad N_{p_j p_k}^{CNOT} = \sigma_c^2 \begin{bmatrix} 3/4 & -1/2 \\ -1/2 & 1 \end{bmatrix}. \quad (21)$$

We simply show its main idea and generalize it to the CZ gate and balanced beam-splitter. Utilizing Trotter decomposition [59], the CNOT gate $\exp(-\hat{q}_j \hat{p}_k)$ is realized by repeating $\exp(-\hat{q}_j \hat{p}_k)/N$ operation N times, where N is large enough. Note that by Eq. (10), the $\exp(-\hat{q}_j \hat{p}_k)/N$ transforms $(\hat{q}_j, \hat{q}_k)^T$ by the following matrix [13, 29]:

$$\mathbf{T} = \begin{bmatrix} 1 & 0 \\ \frac{1}{N} & 1 \end{bmatrix}. \quad (22)$$

For simplicity, we only consider the errors in \hat{q} quadrature as the example to explain. After realizing $\exp(-\hat{q}_j \hat{p}_k)/N$ in one time step (say k th step), the photon loss error term $\mathcal{D}(\hat{\rho})$ in Eq. (20) leads to Gaussian shift errors with the covariance matrix:

$$N_{q,k} = \frac{\sigma_c^2}{N} \begin{bmatrix} 1 & 0 \\ 0 & 1 \end{bmatrix}. \quad (23)$$

After the later $N - k$ time steps, this covariance matrix will be transformed to $(\mathbf{T})^{N-k} N_{q,k} (\mathbf{T}^T)^{N-k}$. As the result, the total shift errors after N time steps have the covariance matrix:

$$N_{q_j q_k}^{CNOT} = \lim_{N \rightarrow \infty} \sum_{k=1}^N (\mathbf{T})^k N_{q,k} (\mathbf{T}^T)^k = \sigma_c^2 \begin{bmatrix} 1 & 1/2 \\ 1/2 & 4/3 \end{bmatrix}. \quad (24)$$

Likewise, one can easily derive the covariance matrices of the shift error after CZ gate and balanced beam-splitter by replacing their own transformation matrix \mathbf{T} . The results are stated as follows:

$$N_{q_j p_k}^{CZ} = \sigma_c^2 \begin{bmatrix} 1 & \frac{1}{2} \\ \frac{1}{2} & \frac{4}{3} \end{bmatrix}, \quad N_{p_j q_k}^{CZ} = \sigma_c^2 \begin{bmatrix} \frac{4}{3} & -\frac{1}{2} \\ -\frac{1}{2} & 1 \end{bmatrix}; \quad (25)$$

$$N_{q_j q_k}^{BS} = \sigma_c^2 \begin{bmatrix} 1 & 0 \\ 0 & 1 \end{bmatrix}, \quad N_{p_j p_k}^{BS} = \sigma_c^2 \begin{bmatrix} 1 & 0 \\ 0 & 1 \end{bmatrix}. \quad (26)$$

Note that the shift errors after beam-splitter operation remain independent, since the transformation of beam-splitter is orthogonal.

B. Maximum likelihood decoding under the full circuit-level noise

Independently from our work, the ML decoding strategy after two-qubit gates is proposed by Ref. [37], in which they only analyze the errors coming from the noisy GKP states. Here we give a more detailed analysis based on the full circuit-level noise model.

To achieve the ML decoding after two-qubit gates, it is necessary to analyze the propagation of shift errors

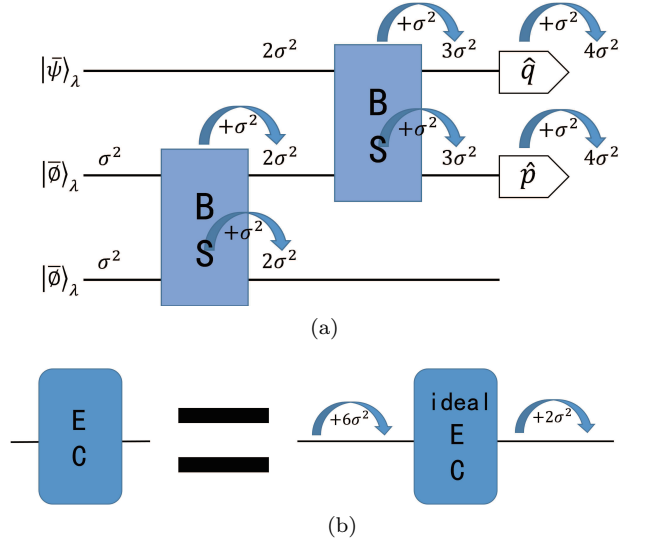


FIG. 5. Shift error propagation analysis in the teleportation-based error correction. (a) Shift errors after each operation. The variances of the shift error after preparations, BS operations and measurement are presented. The final data qubits in the measurements are $8\sigma^2$ since the Pauli recover operations are determined by $\sqrt{2}q_m$ or $\sqrt{2}p_m$. (b) The circuit identity of the teleportation-based GKP error correction under the full circuit-level noise. The teleportation-based error correction with full circuit-level noise is equivalent to an ideal GKP error correction attached an input shift error with variance $6\sigma^2$ and an output shift error with variance $2\sigma^2$.

in detail. First, let us prove a circuit identity of the teleportation-based GKP error correction under the full circuit-level noise. As shown in Fig. 5(a), we consider the shift errors in GKP state preparations and after balanced beam-splitters. As a result, a noisy GKP error correction by teleportation scheme is equivalent to an ideal GKP error correction attached an input shift error with variance $6\sigma^2$ and an output shift error with variance $2\sigma^2$. Furthermore, these two shift errors are independent Gaussian variables because we only apply the orthogonal transformations in three GKP states.

Then let us compute the probability density function of shift errors in \hat{q} quadrature after CNOT gate. In the following discussion, we assume that $\sigma = \sigma_p = \sigma_m = \sigma_i = \sigma_c$ in our noise model.

Before the CNOT gate, the shift errors $\mathbf{u} = (u_1, u_2)^T$ of the target and control qubits in \hat{q} quadrature has the covariance matrix:

$$N_q = \sigma^2 \begin{bmatrix} 2 & 0 \\ 0 & 2 \end{bmatrix}, \quad (27)$$

which comes from last noisy GKP error correction. After the ideal CNOT gate, this covariance matrix transforms as follows:

$$N_q = \sigma^2 \begin{bmatrix} 4 & 2 \\ 2 & 2 \end{bmatrix}. \quad (28)$$

Note that we exchange the order of the control and target qubits since the target qubit is data qubit and the control qubit is ancilla in the XZZX stabilizer measurement circuits. As mentioned, The shift error comes from the noisy CNOT gate has the covariance matrix:

$$N_c = \sigma^2 \begin{bmatrix} 4/3 & 1/2 \\ 1/2 & 1 \end{bmatrix}. \quad (29)$$

At the last step, it is required to add the shift errors in the current GKP error correction with the covariance matrix:

$$N_{ec} = \sigma^2 \begin{bmatrix} 6 & 0 \\ 0 & 6 \end{bmatrix}. \quad (30)$$

Thus, the total shift errors has the covariance matrix:

$$\mathbf{N} = N_q + N_c + N_{ec} = \sigma^2 \begin{bmatrix} 34/3 & 5/2 \\ 5/2 & 9 \end{bmatrix}. \quad (31)$$

Accordingly, the probability density function of shift errors in \hat{q} quadrature until a ideal GKP error correction are:

$$\begin{aligned} p(u_1, u_2) &= \frac{1}{2\pi\sqrt{|\mathbf{N}|}} \exp\left[-\frac{1}{2}\mathbf{u}^T \mathbf{N} \mathbf{u}\right] \\ &= \frac{1}{\sqrt{382}\pi} \exp\left[-\frac{2}{1149\sigma^2}(27u_1^2 - 15u_1u_2 + 34u_2^2)\right]. \end{aligned} \quad (32)$$

Recall that $\mathbf{u} = (u_1, u_2)^T$ and u_1, u_2 are shift errors in \hat{q} quadrature of data and ancilla qubits respectively.

The ideal GKP error correction gives us the measurement results of $q_{m1} = u_1 \bmod \sqrt{\pi}$ and $q_{m2} = u_2 \bmod \sqrt{\pi}$. Finally, the ML decoding process needs to solve the following optimization problem:

$$(n_1, n_2) = \arg \min_{n_1, n_2} (27u_1^2 - 15u_1u_2 + 34u_2^2), \quad (33)$$

where $u_1 = q_{m1} - n_1\sqrt{\pi}$, $u_2 = q_{m2} - n_2\sqrt{\pi}$. Ref. [37] gives the algorithm to solve this kind of problem. Actually, a more simple way is to search (n_1, n_2) around $(0, 0)$ in the direction of gradient descent.

Till now, we discuss the ML decoding strategy of the shift errors in \hat{q} quadrature after noisy CNOT gate. By carrying out the similar derivation, the optimization problem to deal with the shift errors in \hat{p} quadrature after noisy CNOT gate is

$$(n'_1, n'_2) = \arg \min_{n'_1, n'_2} (34v_1^2 - 15v_1v_2 + 27v_2^2), \quad (34)$$

where $v_1 = p_{m1} - n'_1\sqrt{\pi}$, $v_2 = p_{m2} - n'_2\sqrt{\pi}$. Since CNOT gate is locally equivalent to the CZ gate, one can get the similar results of CZ gate by exchanging \hat{q} and \hat{p} operators of target qubit and repeating above discussion.

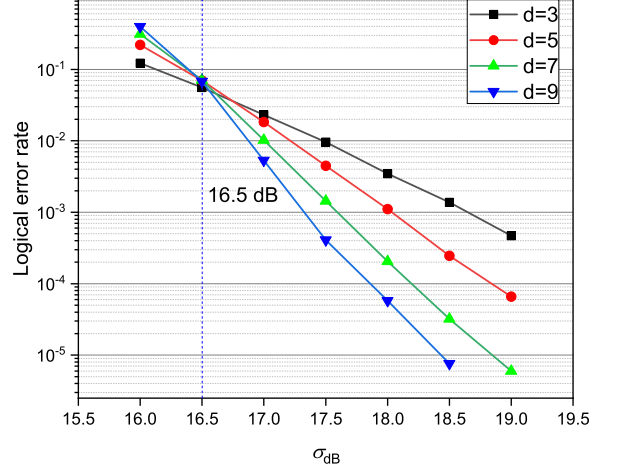


FIG. 6. The threshold of the XZZX surface-GKP code under the full circuit-level noise model. The logical error rates are estimated by Monte Carlo simulation. We find the threshold of the XZZX surface-GKP code under the full circuit-level noise model is around 16.5dB..

C. Threshold and overhead estimation

In this section, we show the threshold of XZZX-surface-GKP code under the full circuit-level noise from the numerical simulation. Recall that all the GKP states and the two-qubit gates are standard and all the Gaussian shift error channels have the same variance σ^2 .

The measurement results of XZZX stabilizers are obtained by homodyne measurements of \hat{p} operator on syndrome qubits, which will be affected by Gaussian shift errors. Thus, in our simulation, we repeat the noisy stabilizer measurement d times appended an ideal stabilizer measurement, where all the possible shift errors in the circuits are 0. Here d is the code distance of XZZX surface code.

Using the Monte Carlo simulation, we test the logical error rate P_L of XZZX surface-GKP code with different code distances, as presented in Fig. 6. Each point is obtained by over 10^5 times simulation. The threshold is about 16.5 dB determined by the common intersection point, where dB is the unit of the squeezing quantity σ_{dB} which is defined as $\sigma_{dB} = -10 \log_{10}(2\sigma^2)$. Compared with the threshold of the conventional surface-GKP code [36] under the same error model, we improve the threshold from $\sigma_{dB} \approx 18.6$ dB to $\sigma_{dB} \approx 16.5$ dB. Such improvement mainly comes from the ML decoding after two-qubit gates under the full circuit-level noise.

Furthermore, we estimate the overhead of the XZZX surface-GKP code to reach a low logical error rate P_L , and compare it with the overhead of the qubit-based surface code. In order to encode a logical qubit with code distance d , an XZZX surface-GKP code needs totally $3(2d^2 - 1)$ GKP state (d^2 data qubits with $2d^2$ GKP

XZZX surface-GKP code (18.5 dB)	qubit-based surface code ($p = 5.64 \times 10^{-3}$)
$d = 3, P_L = 1.38 \times 10^{-3}, 51 \text{ GKP states}$	$d = 11, P_L = 1.14 \times 10^{-3}, 241 \text{ qubits}$
$d = 5, P_L = 2.46 \times 10^{-4}, 147 \text{ GKP states}$	$d = 17, P_L = 2.05 \times 10^{-4}, 577 \text{ qubits}$
$d = 7, P_L = 3.2 \times 10^{-5}, 291 \text{ GKP states}$	$d = 25, P_L = 2.07 \times 10^{-5}, 1249 \text{ qubits}$
$d = 9, P_L = 7.6 \times 10^{-6}, 483 \text{ GKP states}$	$d = 29, P_L = 6.59 \times 10^{-6}, 1681 \text{ qubits}$

TABLE I. The overhead estimation of the XZZX surface-GKP code and the qubit-based surface code.

ancilla qubits and $d^2 - 1$ syndrome qubits with $2(d^2 - 1)$ GKP ancilla qubits), while a qubit-based surface code requires $2d^2 - 1$ qubits. Through the optimization of the quantum circuits in future, some GKP qubits maybe reused to reduce the total qubit consuming further.

The overhead of the qubit-based surface code is estimated by the empirical formula $P_L \cong 0.01(100p)^{\frac{d+1}{2}}$. Note that the empirical formula is obtained from a common depolarizing noise model, and P_L is only the logical error rate of X_L or Z_L which only corresponds to half of P_L considered in the XZZX surface-GKP code. In order to fit the empirical formula, we test the error probability of two qubit-gates, preparations, measurements and idles in the XZZX surface-GKP code. The result shows that when $\sigma_{\text{dB}} = 18.5 \text{ dB}$, the errors occur with probability $p \approx 5.64 \times 10^{-3}$ after two qubit-gates which is much higher than other operations with $p' \approx 1.9 \times 10^{-4}$. Hence, we only consider the main term $p \approx 5.64 \times 10^{-3}$ as the qubit error rate in the empirical formula.

The whole comparison is shown in Table. I. For example, the overhead to reach $P_L = 7.6 \times 10^{-6}$ by the XZZX surface-GKP code requires the code with the scale $d = 9$. In contrast, the qubit-encoded surface code to reach the same P_L needs $d = 29$, which is much larger than XZZX surface-GKP code.

V. CONCLUSION AND OUTLOOK

In this paper, we study the concatenation of the GKP code with the XZZX surface code. By designed bias from the rectangular GKP code, the threshold of the XZZX surface-GKP code is improved under the code-capacity error model. In addition, our paper also considers a more realistic error model and provides the ML decoding strategy. The numerical results show the threshold outperforms the previous work. Lastly, we analyze the advantages of the XZZX surface-GKP code from the perspective of overhead compared with the qubit-based surface code.

In the code-capacity noise model, we introduce the bias by designing the asymmetric GKP code. However, in the circuit-level error model, bias will be reduced because of the error propagation. In other words, such a direct ap-

proach may fail or offer a very small improvement. A interesting open question is how to introduce bias by a more effective way in the circuit-level error model. Meanwhile, we expect the realization of bias-preserving gates of the GKP code, just like the previous work in the cat code [60, 61]. By that time, using the array of a rectangle XZZX surface code with $d_z \approx d_x(1 - \frac{\log \eta}{\log p})$ [39] will further reduce the overhead.

In the full circuit-level model, the ML decoding strategy is based on the assumption $\sigma_p = \sigma_m = \sigma_i = \sigma_c$. It should be pointed that this assumption is unrealistic. Nevertheless, we do not think there are fundamental difficulties to apply the ML decoding from the actual $\sigma_p, \sigma_m, \sigma_i$ and σ_c . Combined with the real experimental parameter, the overhead estimation of the XZZX surface code will be more precise.

In summary, the XZZX GKP-surface code is a competitive candidate for large-scaled fault-tolerant quantum computation, which is excepted a brilliant future of experimental realization.

ACKNOWLEDGMENTS

This work was supported by the National Natural Science Foundation of China (Grant No. 12034018) and Innovation Program for Quantum Science and Technology (Grant No. 2021ZD0302300).

Appendix A: The detail of the teleportation-based error correction scheme

Let us show how the teleportation-based error correction scheme works. Firstly, a Bell state is produced by two qunaught states with the action of the balanced

beam-splitter:

$$\begin{aligned}
& B_{\frac{\pi}{4}} |\bar{0}_\lambda\rangle |\bar{0}_\lambda\rangle \\
& \propto B_{\frac{\pi}{4}} \sum_{m \in \mathbb{Z}} |\hat{q} = m\sqrt{2\pi}\lambda\rangle \sum_{n \in \mathbb{Z}} |\hat{q} = n\sqrt{2\pi}/\lambda\rangle \\
& \propto \sum_{m,n} |\hat{q} = (m-n)\sqrt{\pi}\lambda\rangle |\hat{q} = (m+n)\sqrt{\pi}/\lambda\rangle \\
& \propto \sum_{m,n \text{ is even}} |\hat{q} = m'\sqrt{\pi}\lambda\rangle |\hat{q} = n'\sqrt{\pi}/\lambda\rangle + \\
& \quad \sum_{m,n \text{ is odd}} |\hat{q} = m'\sqrt{\pi}\lambda\rangle |\hat{q} = n'\sqrt{\pi}/\lambda\rangle \\
& \propto |\bar{0}_\lambda\rangle |\bar{0}_\lambda\rangle + |\bar{1}_\lambda\rangle |\bar{1}_\lambda\rangle.
\end{aligned} \tag{A1}$$

Since $B_{\frac{\pi}{4}}$ also is a real unitary operator, that is, $B_{\frac{\pi}{4}} = B_{\frac{\pi}{4}}^{-1}$, we have:

$$B_{\frac{\pi}{4}}(|\bar{0}_\lambda\rangle |\bar{0}_\lambda\rangle + |\bar{1}_\lambda\rangle |\bar{1}_\lambda\rangle) \propto |\bar{0}_\lambda\rangle |\bar{0}_\lambda\rangle. \tag{A2}$$

Using Eq. (13), one can obtain:

$$\begin{aligned}
& B_{\frac{\pi}{4}}(|\bar{0}_\lambda\rangle |\bar{1}_\lambda\rangle + |\bar{1}_\lambda\rangle |\bar{0}_\lambda\rangle) \\
& = B_{\frac{\pi}{4}} e^{-i\hat{p}_1 \sqrt{\pi}\lambda} e^{-i\hat{p}_2 \sqrt{\pi}\lambda} (|\bar{0}_\lambda\rangle |\bar{0}_\lambda\rangle + |\bar{1}_\lambda\rangle |\bar{1}_\lambda\rangle) \\
& \propto e^{-i\hat{p}_1 \sqrt{\pi/2}\lambda} e^{-i\hat{p}_2 \sqrt{\pi/2}\lambda} |\bar{0}_\lambda\rangle |\bar{0}_\lambda\rangle, \\
& B_{\frac{\pi}{4}}(|\bar{0}_\lambda\rangle |\bar{0}_\lambda\rangle - |\bar{1}_\lambda\rangle |\bar{1}_\lambda\rangle) \\
& \propto e^{-i\hat{q}_1 \sqrt{\pi/2}\lambda} e^{-i\hat{q}_2 \sqrt{\pi/2}\lambda} |\bar{0}_\lambda\rangle |\bar{0}_\lambda\rangle, \\
& B_{\frac{\pi}{4}}(|\bar{0}_\lambda\rangle |\bar{1}_\lambda\rangle - |\bar{1}_\lambda\rangle |\bar{0}_\lambda\rangle) \\
& \propto e^{-i\hat{p}_1 \sqrt{\pi/2}\lambda} e^{-i\hat{p}_2 \sqrt{\pi/2}\lambda} e^{-i\hat{q}_1 \sqrt{\pi/2}\lambda} e^{-i\hat{q}_2 \sqrt{\pi/2}\lambda} |\bar{0}_\lambda\rangle |\bar{0}_\lambda\rangle.
\end{aligned} \tag{A3}$$

Then, we can achieve the Bell basis measurement by measuring \hat{q}_1 and \hat{p}_2 .

The input state has the following decomposition:

$$\begin{aligned}
& |\bar{\psi}_\lambda\rangle (|\bar{0}_\lambda\rangle |\bar{0}_\lambda\rangle + |\bar{1}_\lambda\rangle |\bar{1}_\lambda\rangle) \\
& = (a|\bar{0}_\lambda\rangle + b|\bar{1}_\lambda\rangle)(|\bar{0}_\lambda\rangle |\bar{0}_\lambda\rangle + |\bar{1}_\lambda\rangle |\bar{1}_\lambda\rangle) \\
& = (|\bar{0}_\lambda\rangle |\bar{0}_\lambda\rangle + |\bar{1}_\lambda\rangle |\bar{1}_\lambda\rangle)(a|\bar{0}_\lambda\rangle + b|\bar{1}_\lambda\rangle) \\
& + (|\bar{0}_\lambda\rangle |\bar{0}_\lambda\rangle - |\bar{1}_\lambda\rangle |\bar{1}_\lambda\rangle)(a|\bar{0}_\lambda\rangle - b|\bar{0}_\lambda\rangle) \\
& + (|\bar{0}_\lambda\rangle |\bar{1}_\lambda\rangle + |\bar{1}_\lambda\rangle |\bar{0}_\lambda\rangle)(a|\bar{1}_\lambda\rangle + b|\bar{0}_\lambda\rangle) \\
& + (|\bar{0}_\lambda\rangle |\bar{1}_\lambda\rangle - |\bar{1}_\lambda\rangle |\bar{0}_\lambda\rangle)(a|\bar{1}_\lambda\rangle - b|\bar{0}_\lambda\rangle).
\end{aligned} \tag{A4}$$

After the balanced beam-splitter on the first two qubits, the four Bell states will be distinguished by the measurement results q_m and p_m . The final state of the third qubit is $\bar{X}^r \bar{Z}^s |\bar{\psi}_\lambda\rangle$, where $r = \sqrt{2}q_m/\sqrt{\pi}\lambda$ and $s = \sqrt{2}p_m/\sqrt{\pi}/\lambda$.

Appendix B: The superiority of the teleportation based scheme over the Steane scheme

In Fig. 7, we analyse the error propagation in the Steane scheme. The result shows that the errors after the error correction have the variances $\frac{17}{3}\sigma^2$ and $\frac{10}{3}\sigma^2$ in \hat{q} and \hat{p} quadratures respectively, which is higher than those in the teleportation based scheme. On the other hand, the error before the measurement has the variances $9\sigma^2$, leading to a higher logical error probability than the teleportation based scheme. Thus, from these two perspectives, the teleportation-based error correction scheme is superior to the Steane scheme.

Appendix C: The XZZX stabilizer measurement circuit

The stabilizer measurement is projecting the state $|\psi\rangle$ to the eigenspace of the XZZX stabilizers. The key step is the action of four CNOT or CZ gates:

$$|0\rangle |\psi\rangle + |1\rangle XZZX |\psi\rangle, \tag{C1}$$

where the first qubit is the syndrome qubit. If XZZX stabilizes $|\psi\rangle$, the final state is $|+\rangle |\psi\rangle$. If $XZZX |\psi\rangle = -|\psi\rangle$, the final state is $|-\rangle |\psi\rangle$. Hence, the measurement on the first qubit will give the syndrome information.

Note that now our qubits are rectangle GKP states. Specifically, the data qubit is $|\bar{\psi}_\lambda\rangle$ and the syndrome qubit is $|\bar{\tau}_\beta\rangle$. In the stabilizer measurement circuit, the rescaled CNOT gate $\text{CNOT}_{\beta/\lambda} = e^{-i\hat{q}_1 \hat{p}_2 \lambda/\beta}$ performs $\bar{X}_\lambda = e^{-i(\sqrt{\pi}\lambda)\hat{p}_2}$ on the data qubit if $\hat{q}_1 = (2k+1)\sqrt{\pi}\beta$. Likewise, the rescaled CZ gate $\text{CZ}_{\lambda\beta} = e^{-i\hat{q}_1 \hat{q}_2/(\lambda\beta)}$ performs $\bar{Z}_\lambda = e^{-i(\sqrt{\pi}/\lambda)\hat{q}_2}$ on the data qubit if $\hat{q}_1 = (2k+1)\sqrt{\pi}\beta$.

The parameters λ and β are directly affects the error rates and the error propagation. For instance, a larger β will lead to a high \bar{Z}_β error rate on the syndrome qubit. However, a larger β will also reduce the propagated error since $\text{CNOT}_{\beta/\lambda} e^{-i\hat{u}\hat{p}_1} = e^{-i\hat{u}\hat{p}_1} e^{-i\hat{u}\hat{p}_2 \lambda/\beta} \text{CNOT}_{\beta/\lambda}$ and $\text{CZ}_{\lambda\beta} e^{-i\hat{u}\hat{p}_1} = e^{-i\hat{u}\hat{p}_1} e^{i\hat{u}\hat{q}_2/(\lambda\beta)} \text{CZ}_{\lambda\beta}$. Thus, it is an interesting open question to find the balance and decide the optimal λ and β to reduce the error under the circuit level noise model.

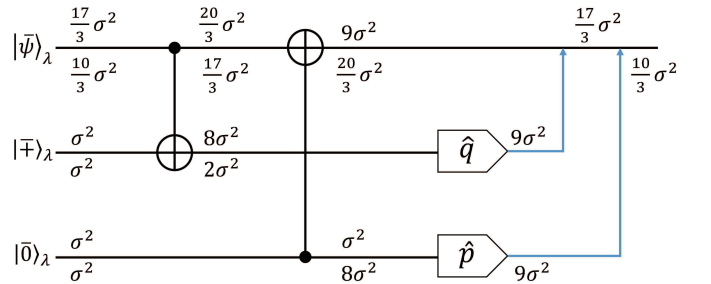


FIG. 7. Shift error propagation analysis of the Steane error correction under full-circuit level noise. The final data qubits suffers the shift errors with variances $\frac{17}{3}\sigma^2$ in \hat{q} quadrature and $\frac{10}{3}\sigma^2$ in \hat{p} quadrature. The shift errors in the measurements are $9\sigma^2$ in both \hat{q} and \hat{p} quadratures.

-
- [1] Michael A Nielsen and Isaac Chuang. Quantum computation and quantum information, 2002.
 - [2] Peter W Shor. Polynomial-time algorithms for prime factorization and discrete logarithms on a quantum computer. *SIAM review*, 41(2):303–332, 1999.
 - [3] Richard P Feynman. Quantum mechanical computers. *Optics news*, 11(2):11–20, 1985.
 - [4] Sean Hallgren. Polynomial-time quantum algorithms for pell’s equation and the principal ideal problem. *Journal of the ACM (JACM)*, 54(1):1–19, 2007.
 - [5] Michael H Freedman, Alexei Kitaev, and Zhenghan Wang. Simulation of topological field theories by quantum computers. *Communications in Mathematical Physics*, 227(3):587–603, 2002.
 - [6] Seth Lloyd. Quantum algorithm for solving linear systems of equations. In *APS March Meeting Abstracts*, volume 2010, pages D4–002, 2010.
 - [7] Barbara M Terhal. Quantum error correction for quantum memories. *Reviews of Modern Physics*, 87(2):307, 2015.
 - [8] Daniel Gottesman. *Stabilizer codes and quantum error correction*. California Institute of Technology, 1997.
 - [9] John Preskill. Reliable quantum computers. *Proceedings of the Royal Society of London. Series A: Mathematical, Physical and Engineering Sciences*, 454(1969):385–410, 1998.
 - [10] Andrew Steane. Multiple-particle interference and quantum error correction. *Proceedings of the Royal Society of London. Series A: Mathematical, Physical and Engineering Sciences*, 452(1954):2551–2577, 1996.
 - [11] Charles H Bennett, David P DiVincenzo, John A Smolin, and William K Wootters. Mixed-state entanglement and quantum error correction. *Physical Review A*, 54(5):3824, 1996.
 - [12] Samuel L Braunstein and Peter Van Loock. Quantum information with continuous variables. *Reviews of modern physics*, 77(2):513, 2005.
 - [13] Christian Weedbrook, Stefano Pirandola, Raúl García-Patrón, Nicolas J Cerf, Timothy C Ralph, Jeffrey H Shapiro, and Seth Lloyd. Gaussian quantum information. *Reviews of Modern Physics*, 84(2):621, 2012.
 - [14] Gerardo Adesso, Sammy Ragy, and Antony R Lee. Continuous variable quantum information: Gaussian states and beyond. *Open Systems & Information Dynamics*, 21(01n02):1440001, 2014.
 - [15] Alessandro Ferraro, Stefano Olivares, and Matteo GA Paris. Gaussian states in continuous variable quantum information. *arXiv preprint quant-ph/0503237*, 2005.
 - [16] Nicolas J Cerf, Gerd Leuchs, and Eugene S Polzik. *Quantum information with continuous variables of atoms and light*. World Scientific, 2007.
 - [17] Victor V Albert, Kyungjoo Noh, Kasper Duivenvoorden, Dylan J Young, RT Brierley, Philip Reinhold, Christophe Vuillot, Linshu Li, Chao Shen, SM Girvin, et al. Performance and structure of single-mode bosonic codes. *Physical Review A*, 97(3):032346, 2018.
 - [18] Weizhou Cai, Yuwei Ma, Weiting Wang, Chang-Ling Zou, and Luyan Sun. Bosonic quantum error correction codes in superconducting quantum circuits. *Fundamental Research*, 1(1):50–67, 2021.
 - [19] Nissim Ofek, Andrei Petrenko, Reinier Heeres, Philip Reinhold, Zaki Leghtas, Brian Vlastakis, Yehan Liu, Luigi Frunzio, SM Girvin, Liang Jiang, et al. Extending the lifetime of a quantum bit with error correction in superconducting circuits. *Nature*, 536(7617):441–445, 2016.
 - [20] Ling Hu, Yuwei Ma, Weizhou Cai, Xianghao Mu, Yuan Xu, Weiting Wang, Yukai Wu, Haiyan Wang, YP Song, C-L Zou, et al. Quantum error correction and universal gate set operation on a binomial bosonic logical qubit. *Nature Physics*, 15(5):503–508, 2019.
 - [21] Philippe Campagne-Ibarcq, Alec Eickbusch, Steven Touzard, Evan Zalys-Geller, Nicholas E Frattini, Volodymyr V Sivak, Philip Reinhold, Shruti Puri, Shyam Shankar, Robert J Schoelkopf, et al. Quantum error correction of a qubit encoded in grid states of an oscillator. *Nature*, 584(7821):368–372, 2020.
 - [22] Brennan de Neeve, Thanh-Long Nguyen, Tanja Behrle, and Jonathan P Home. Error correction of a logical grid state qubit by dissipative pumping. *Nature Physics*, 18(3):296–300, 2022.
 - [23] Serge Rosenblum, Philip Reinhold, Mazyar Mirrahimi, Liang Jiang, Luigi Frunzio, and Robert J Schoelkopf. Fault-tolerant detection of a quantum error. *Science*, 361(6399):266–270, 2018.
 - [24] Jérémie Guillaud, Joachim Cohen, and Mazyar Mirrahimi. Quantum computation with cat qubits. *arXiv preprint arXiv:2203.03222*, 2022.
 - [25] Zaki Leghtas, Gerhard Kirchmair, Brian Vlastakis, Robert J Schoelkopf, Michel H Devoret, and Mazyar Mirrahimi. Hardware-efficient autonomous quantum memory protection. *Physical Review Letters*, 111(12):120501, 2013.
 - [26] Marios H Michael, Matti Silveri, RT Brierley, Victor V Albert, Juha Salmilehto, Liang Jiang, and Steven M Girvin. New class of quantum error-correcting codes for a bosonic mode. *Physical Review X*, 6(3):031006, 2016.
 - [27] Daniel Gottesman, Alexei Kitaev, and John Preskill. Encoding a qubit in an oscillator. *Physical Review A*, 64(1):012310, 2001.
 - [28] Arne L Grimsmo and Shruti Puri. Quantum error correction with the gottesman-kitaev-preskill code. *PRX Quantum*, 2(2):020101, 2021.
 - [29] Kyungjoo Noh, Victor V Albert, and Liang Jiang. Quantum capacity bounds of gaussian thermal loss channels and achievable rates with gottesman-kitaev-preskill codes. *IEEE Transactions on Information Theory*, 65(4):2563–2582, 2018.
 - [30] Yang Wang. Quantum error correction with the gkp code and concatenation with stabilizer codes. *arXiv preprint arXiv:1908.00147*, 2019.
 - [31] Austin G Fowler, Ashley M Stephens, and Peter Groszkowski. High-threshold universal quantum computation on the surface code. *Physical Review A*, 80(5):052312, 2009.
 - [32] Austin G Fowler, Matteo Mariantoni, John M Martinis, and Andrew N Cleland. Surface codes: Towards practical large-scale quantum computation. *Physical Review A*, 86(3):032324, 2012.
 - [33] Hector Bombin and Miguel Angel Martin-Delgado. Topological quantum distillation. *Physical review letters*, 97(18):180501, 2006.

- [34] Austin G Fowler. Two-dimensional color-code quantum computation. *Physical Review A*, 83(4):042310, 2011.
- [35] Christophe Vuillot, Hamed Asasi, Yang Wang, Leonid P Pryadko, and Barbara M Terhal. Quantum error correction with the toric gottesman-kitaev-preskill code. *Physical Review A*, 99(3):032344, 2019.
- [36] Kyungjoo Noh and Christopher Chamberland. Fault-tolerant bosonic quantum error correction with the surface-gottesman-kitaev-preskill code. *Physical Review A*, 101(1):012316, 2020.
- [37] Kyungjoo Noh, Christopher Chamberland, and Fernando GSL Brandão. Low-overhead fault-tolerant quantum error correction with the surface-gkp code. *PRX Quantum*, 3(1):010315, 2022.
- [38] Jiaxuan Zhang, Jian Zhao, Yu-Chun Wu, and Guo-Ping Guo. Quantum error correction with the color-gottesman-kitaev-preskill code. *Physical Review A*, 104(6):062434, 2021.
- [39] J Pablo Bonilla Ataides, David K Tuckett, Stephen D Bartlett, Steven T Flammia, and Benjamin J Brown. The xxxx surface code. *Nature communications*, 12(1):1–12, 2021.
- [40] Jack Edmonds. Paths, trees, and flowers. *Canadian Journal of mathematics*, 17:449–467, 1965.
- [41] Oscar Higgott. Pymatching: A python package for decoding quantum codes with minimum-weight perfect matching. *arXiv preprint arXiv:2105.13082*, 2021.
- [42] Ashley M Stephens. Fault-tolerant thresholds for quantum error correction with the surface code. *Physical Review A*, 89(2):022321, 2014.
- [43] Lisa Hägggeli, Margret Heinze, and Robert König. Enhanced noise resilience of the surface-gottesman-kitaev-preskill code via designed bias. *Physical Review A*, 102(5):052408, 2020.
- [44] Sergey Bravyi, Martin Suchara, and Alexander Vargo. Efficient algorithms for maximum likelihood decoding in the surface code. *Physical Review A*, 90(3):032326, 2014.
- [45] David Poulin. Stabilizer formalism for operator quantum error correction. *Physical review letters*, 95(23):230504, 2005.
- [46] Héctor Bombín and Miguel A Martin-Delgado. Optimal resources for topological two-dimensional stabilizer codes: Comparative study. *Physical Review A*, 76(1):012305, 2007.
- [47] Panos Aliferis, Frederico Brito, David P DiVincenzo, John Preskill, Matthias Steffen, and Barbara M Terhal. Fault-tolerant computing with biased-noise superconducting qubits: a case study. *New Journal of Physics*, 11(1):013061, 2009.
- [48] Michael D Shulman, Oliver E Dial, Shannon P Harvey, Hendrik Bluhm, Vladimir Umansky, and Amir Yacoby. Demonstration of entanglement of electrostatically coupled singlet-triplet qubits. *Science*, 336(6078):202–205, 2012.
- [49] Daniel Nigg, Markus Mueller, Esteban A Martinez, Philipp Schindler, Markus Hennrich, Thomas Monz, Miguel A Martin-Delgado, and Rainer Blatt. Quantum computations on a topologically encoded qubit. *Science*, 345(6194):302–305, 2014.
- [50] David K Tuckett, Stephen D Bartlett, and Steven T Flammia. Ultrahigh error threshold for surface codes with biased noise. *Physical review letters*, 120(5):050505, 2018.
- [51] David K Tuckett, Stephen D Bartlett, Steven T Flammia, and Benjamin J Brown. Fault-tolerant thresholds for the surface code in excess of 5% under biased noise. *Physical review letters*, 124(13):130501, 2020.
- [52] Zijun Chen, Kevin J Satzinger, Juan Atalaya, Alexander N Korotkov, Andrew Dunsworth, Daniel Sank, Chris Quintana, Matt McEwen, Rami Barends, Paul V Klimov, et al. Exponential suppression of bit or phase flip errors with repetitive error correction. *arXiv preprint arXiv:2102.06132*, 2021.
- [53] Eric Dennis, Alexei Kitaev, Andrew Landahl, and John Preskill. Topological quantum memory. *Journal of Mathematical Physics*, 43(9):4452–4505, 2002.
- [54] Daniel Gottesman. The heisenberg representation of quantum computers. *arXiv preprint quant-ph/9807006*, 1998.
- [55] Amara Katarawa. A dynamical interpretation of the pauli twirling approximation and quantum error correction. *arXiv preprint arXiv:1701.03708*, 2017.
- [56] Blayne W Walshe, Ben Q Baragiola, Rafael N Alexander, and Nicolas C Menicucci. Continuous-variable gate teleportation and bosonic-code error correction. *Physical Review A*, 102(6):062411, 2020.
- [57] Emanuel Knill. Quantum computing with realistically noisy devices. *Nature*, 434(7029):39–44, 2005.
- [58] Christopher Chamberland, Pavithran Iyer, and David Poulin. Fault-tolerant quantum computing in the pauli or clifford frame with slow error diagnostics. *Quantum*, 2:43, 2018.
- [59] Hale F Trotter. On the product of semi-groups of operators. *Proceedings of the American Mathematical Society*, 10(4):545–551, 1959.
- [60] Shruti Puri, Lucas St-Jean, Jonathan A Gross, Alexander Grimm, Nicholas E Frattini, Pavithran S Iyer, Anirudh Krishna, Steven Touzard, Liang Jiang, Alexandre Blais, et al. Bias-preserving gates with stabilized cat qubits. *Science advances*, 6(34):eaay5901, 2020.
- [61] Jérémie Guillaud and Mazhar Mirrahimi. Repetition cat qubits for fault-tolerant quantum computation. *Physical Review X*, 9(4):041053, 2019.