

NNLO study of top-quark mass renormalization scheme uncertainties in Higgs boson production

Javier Mazzitelli

Max-Planck Institut für Physik, Föhringer Ring 6, 80805 München, Germany

Abstract

The ambiguity in the choice of a renormalization scheme and scale for the top-quark mass leads to an additional source of theoretical uncertainty in the calculation of the Higgs boson production cross section via gluon fusion. These uncertainties were found to be dominant in the case of off-shell Higgs production at next-to-leading order in QCD for large values of the Higgs virtuality m_H^* . In this work, we study the uncertainties related to the top-quark mass definition up to next-to-next-to-leading order (NNLO) in QCD. We include the full top-quark mass dependence up to three loops in the virtual corrections, and evaluate the real contributions in the soft limit, therefore obtaining the so-called soft-virtual (SV) approximation. We construct NNLO_{SV} predictions for off-shell Higgs boson production renormalizing the top-quark mass within both the on-shell (OS) and the $\overline{\text{MS}}$ schemes, and study in detail the differences between them. While the differences between the two schemes are sizeable, we find that the predictions are always compatible within scale uncertainties. We also observe that the difference between renormalization schemes is largely reduced when increasing the order of the perturbative expansion. We analyze the quality of the convergence of the perturbative series in both schemes, and find that at large invariant masses the $\overline{\text{MS}}$ results present much larger corrections than their OS counterparts. We also comment on the more complicated case of Higgs boson pair production.

1 Introduction

A decade after the discovery of the Higgs boson [1–4] at the Large Hadron Collider (LHC) [5, 6], the study of its properties is still one of the main quests of the particle physics community. The ATLAS and CMS collaborations have a rich program for present and future runs devoted to the exploration of the Higgs sector, and these searches are not limited to the production and decay of an on-shell Higgs boson. In fact, the production of an off-shell Higgs boson is crucial, for instance, for imposing constraints on its decay width [7–9]. Furthermore, the decay of an off-shell Higgs boson into pairs provides a handle on the Higgs self coupling, which is explored through the di-Higgs production process (see ref. [10] for a review). In both cases, the main production mode at the LHC is gluon fusion, mediated by a heavy-quark loop.

The experimental searches mentioned above rely on accurate theoretical predictions, and to this end leading-order (LO) calculations in the QCD perturbative expansion are completely inadequate, and the effect from higher-order corrections needs to be included. The next-to-LO (NLO) corrections for Higgs boson production with full top-quark mass dependence are known since a long time [11, 12], however the complete next-to-NLO (NNLO) predictions have only been computed recently [13], for the production of an on-shell Higgs boson with mass $m_H = 125$ GeV. The QCD corrections have also been evaluated in the heavy top-quark mass limit, with the current state-of-the-art being the next-to-NNLO (N³LO) [14, 15], together with partial higher-order results [16–19]. The residual theoretical uncertainties due to the truncation of the QCD perturbative expansion are estimated via scale variations, and found to be about 3% at N³LO.

In the calculation of the Higgs boson production cross section via gluon fusion, the renormalization of the top-quark mass is a scheme-dependent procedure (see Ref. [20] for a NLO study on $t\bar{t}H$ production). The most common choices are the on-shell (OS) and the $\overline{\text{MS}}$ schemes. In the former, the pole of the top-quark propagator is fixed to the same value at any order in the perturbative expansion; said value is the so-called pole mass M_t . In the latter, only the singular pieces (working in dimensional regularization) of the ultraviolet divergencies are removed, and the pole of the quark propagator receives corrections at any order of the perturbative expansion. The $\overline{\text{MS}}$ mass $m_t(\mu_m)$ therefore differs from M_t , and in addition depends on the renormalization scale μ_m .

The ambiguity in the choice of a scheme and a scale for the renormalization of the top-quark mass leads to ensuing uncertainties. These are found to be sub-leading for the production of an on-shell Higgs boson, with the differences between the cross sections in the OS and $\overline{\text{MS}}$ schemes being at the per-mille level at NLO.¹ However, when considering the production of an off-shell Higgs boson (similar considerations apply to the production of Higgs boson pairs), the larger scale $m_H^* > m_H$ leads to a stronger parametric dependence on the top-quark mass, and consequently to a larger scheme and scale dependence. This dependence was studied at NLO in refs. [21–23] and found to be very large, typically exceeding the size of other theoretical

¹ Note that here and throughout this work we are only considering the top-quark contribution to the Higgs production cross section, and the uncertainties related to its renormalization scheme and scale. Contributions from lighter quarks and their scheme uncertainties are not addressed in this work.

uncertainties for large values of m_H^* , and being dominant as well in the case of Higgs boson pair production, both in the total cross section and in the invariant mass (m_{HH}) distribution. In order to control this source of uncertainties, higher-order studies of the top-quark mass scheme and scale dependence are needed.

In this work, we present an NNLO study of the scheme and scale uncertainties for off-shell Higgs boson production via gluon fusion. Based on the three-loop corrections with full top-quark mass dependence presented in ref. [24], we compute the NNLO cross section for Higgs boson production in the soft-virtual approximation. We then consider both the OS and the $\overline{\text{MS}}$ schemes, obtaining numerical predictions for the LHC up to NNLO. Our results represent the first NNLO-accurate study of this source of uncertainty.

This paper is organized as follows: in section 2 we provide the technical details of our calculation. In section 3 we present the phenomenological results, and compare the results obtained using different schemes and scales for the renormalization of the top-quark mass. We also comment on the case of Higgs boson pair production. Finally, in section 4 we present our conclusions.

2 Technical aspects of the calculation

We will consider the total cross section for the production of an off-shell Higgs boson in gluon fusion, mediated via a top-quark loop. Since we aim to study the uncertainties arising from the definition of the top-quark mass, the full dependence on this parameter needs to be included, and we cannot rely on predictions computed in the heavy-top limit. Up to NLO, the results needed can be obtained via the public code `iHixs` [25] (more specifically, `iHixs` can compute the cross section corresponding to a heavy Higgs boson, which is related to the off-shell SM cross section by the corresponding Higgs boson propagator). The code also allows to compute predictions both in the OS as in the $\overline{\text{MS}}$ scheme, including the full top-quark mass dependence up to two loops. Similar results can also be obtained with the public code `HIGLU` [26].

Predictions at NNLO with full top-quark mass dependence have been obtained in ref. [13]. Those results, however, are limited to the production of an on-shell Higgs boson with mass $m_H = 125$ GeV. In order to obtain NNLO predictions with full top-quark mass dependence and for arbitrary values of m_H^* , we rely on the three-loop virtual corrections obtained in ref. [24]. Based on them and on the results of ref. [27], we construct the soft-virtual approximation at NNLO (NNLO_{SV}).

Denoting by s the hadronic centre-of-mass energy, and by $x_{1,2}$ the momentum fractions of the colliding partons, the partonic centre-of-mass energy is given by $\hat{s} = x_1 x_2 s$. Given that the parton densities (and especially the gluon densities) grow fast for small momentum fractions, the amount of energy available in the production of a heavy final state will typically be close to the minimum needed to produce such state, predominantly only allowing for additional soft radiation. In other words, if we consider the variable $z = (m_H^*)^2/\hat{s}$, the dominant contributions to the total cross section arise from the $z \sim 1$ region, that is, the soft region. More specifically, in the soft-virtual approximation the partonic cross section only contains terms proportional to

$\delta(1-z)$ and to the customary plus distributions $\mathcal{D}_i(z)$, while terms that are regular in the $z \rightarrow 1$ limit are neglected. Note that the virtual corrections, which do not contain any additional real radiation, only contribute to the $\delta(1-z)$ term. Soft emissions, on the other hand, contribute to both $\delta(1-z)$ and $\mathcal{D}_i(z)$ terms. We also point out that only the flavour-diagonal channel (in the case of Higgs production, only the gluon-initiated channel) contributes to the cross section in the soft-virtual limit.

Technically speaking, we define the soft-virtual approximation by considering the Mellin transform of the partonic cross section. In that case, the $z \rightarrow 1$ limit corresponds to the large- N limit, where N is the conjugate variable of z . The soft-virtual cross section is then defined by dropping all the terms that vanish in the limit $N \rightarrow \infty$. More details about the exact definition can be found in ref. [27].

From the computational point of view, the soft-virtual approximation can be obtained by replacing the full real radiation matrix elements by their corresponding soft limit. In this limit, the phase-space integrals become much simpler, and closed expressions can be obtained. In fact, a fully general result for the production of a colour singlet in hadron collisions at NNLO_{SV} has been obtained in ref. [27] (and extended to the next perturbative order in ref. [28]). The only process-dependent piece of the final result is given by the finite remainders of the NLO and NNLO virtual corrections. In other words, with the results of ref. [27] as a starting point, the virtual corrections in ref. [24] are the only ingredient needed to obtain NNLO_{SV} predictions for Higgs boson production. We stress that when computing predictions at NNLO_{SV}, we always keep the full NLO corrections, and the soft-virtual approximation is only performed in the $\mathcal{O}(\alpha_s^4)$ term. We also note that NNLO_{SV} results for Higgs boson production were first obtained in the heavy-top limit in ref. [29].

With the implementation described above, we are able to obtain NNLO_{SV} predictions for arbitrary values of m_H^* and M_t in the OS scheme. For our purposes, we still need to perform the conversion to the $\overline{\text{MS}}$ scheme, which is briefly discussed below.

The top-quark mass in the OS scheme, M_t , and the corresponding $\overline{\text{MS}}$ definition, $m(\mu_m)$, are connected by the following relation:

$$M_t = m_t(\mu_m) d(m_t(\mu_m), \mu_m) = m_t(\mu_m) \left(1 + \sum_{k=1}^{\infty} \left(\frac{\alpha_s(\mu_m)}{\pi} \right)^k d^{(k)}(\mu_m) \right). \quad (1)$$

The first two perturbative coefficients $d^{(1)}$ and $d^{(2)}$ in eq. (1) have the values [30, 31]

$$\begin{aligned} d^{(1)}(\mu_m) &= \frac{4}{3} + L_{m_t(\mu_m)}, \\ d^{(2)}(\mu_m) &= \frac{307}{32} + 2\zeta_2 + \frac{2}{3}\zeta_2 \ln 2 - \frac{1}{6}\zeta_3 + \frac{509}{72}L_{m_t(\mu_m)} + \frac{47}{24}L_{m_t(\mu_m)}^2 \\ &\quad - \left(\frac{71}{144} + \frac{1}{3}\zeta_2 + \frac{13}{36}L_{m_t(\mu_m)} + \frac{1}{12}L_{m_t(\mu_m)}^2 \right) n_f, \end{aligned} \quad (2)$$

where $n_f = 5$ is the number of light quark flavours and

$$L_{m_t(\mu_m)} = 2 \ln(\mu_m/m_t(\mu_m)) . \quad (3)$$

The cross section in the $\overline{\text{MS}}$ scheme, $\bar{\sigma}$, can be obtained from the prediction in the on-shell scheme, σ , through the following formal replacement:

$$\bar{\sigma}(m_t(\mu_m); \mu_m, \mu_R, \mu_F) = \sigma(M_t = m_t(\mu_m) d(m_t(\mu_m), \mu_m); \mu_R, \mu_F) . \quad (4)$$

In eq. (4), the pole mass M_t in the OS prediction (right hand side) is expressed in terms of the $\overline{\text{MS}}$ mass using eq. (1). Note that, following eq. (4), $\bar{\sigma}$ and σ are identical if considered at all-orders. However, their perturbative expansion will differ order-by-order.

By performing the perturbative expansion of the right hand side of eq. (4), we arrive at the following result for the NNLO prediction in the $\overline{\text{MS}}$ scheme:

$$\bar{\sigma}_{\text{NNLO}}(m_t(\mu_m); \mu_m, \mu_R, \mu_F) = \sum_{i=0}^2 \left(\frac{\alpha_S(\mu_R)}{\pi} \right)^{i+2} \bar{\sigma}^{(i)}(m_t(\mu_m); \mu_m, \mu_R, \mu_F) , \quad (5)$$

where the purely NNLO contribution $\bar{\sigma}^{(2)}$ is given by [32]

$$\begin{aligned} \bar{\sigma}^{(2)}(m_t(\mu_m); \mu_m, \mu_R, \mu_F) = & \left[\sigma^{(2)}(m; \mu_R, \mu_F) \right. \\ & + m \left(d^{(1)}(\mu_m) \partial_m \sigma^{(1)}(m; \mu_R, \mu_F) + \frac{1}{2} (d^{(1)}(\mu_m))^2 m \partial_m^2 \sigma^{(0)}(m; \mu_F) \right. \\ & \left. \left. + d^{(2)}(\mu_m) \partial_m \sigma^{(0)}(m; \mu_F) + \beta_0 d^{(1)}(\mu_m) \ln \left(\frac{\mu_R^2}{\mu_m^2} \right) \partial_m \sigma^{(0)}(m; \mu_F) \right) \right]_{m=m_t(\mu_m)} , \end{aligned} \quad (6)$$

with $\beta_0 = \frac{11C_A}{12} - \frac{n_f}{6}$. Therefore, the NNLO cross section in the $\overline{\text{MS}}$ scheme can be obtained from the corresponding OS prediction evaluated at $M_t = m_t(\mu_m)$, plus additional terms proportional to the derivatives of the lower-order OS cross section w.r.t. the top-quark mass. Following the approach of ref. [32], those derivatives are computed numerically by repeating the calculation for several mass values around $M_t = m_t(\mu_m)$. We have checked that our approach to compute the $\overline{\text{MS}}$ cross section perfectly agrees with the $\overline{\text{MS}}$ predictions that can be obtained from **iHixs** at NLO.

3 Phenomenological results

In the following, we present our phenomenological results for hadronic collisions at 13 TeV. We consider the range of invariant masses $m_H^* \in (200 \text{ GeV}, 1200 \text{ GeV})$. Regarding the top-quark mass, we use the value $M_t = 172.5 \text{ GeV}$ for the OS-scheme predictions, while the value $m_t(m_t) = 162.9 \text{ GeV}$ is used in the $\overline{\text{MS}}$ scheme. These two values are related by the conversion relation in eq. (1) at three-loop order. We use the **PDF4LHC15_nnlo_mc** [33] parton distribution

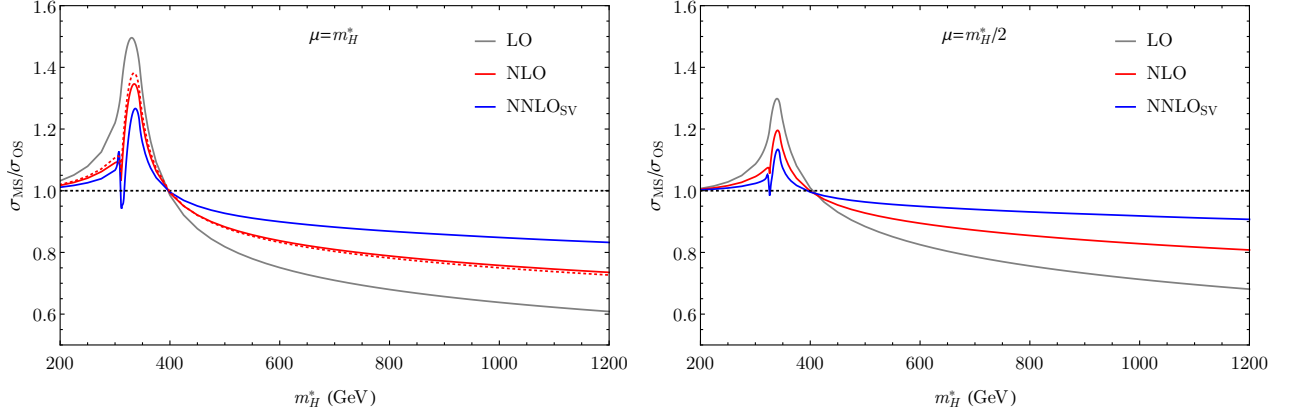


Figure 1: Ratio of the off-shell Higgs production cross section in the $\overline{\text{MS}}$ scheme to the corresponding OS prediction, as a function of m_H^* . The ratio is computed at LO (gray), NLO (red) and NNLO_{SV} (blue), for a scale $\mu = m_H^*$ (left) and $\mu = m_H^*/2$ (right). In the left panel the NLO_{SV} prediction is also shown (red-dotted line).

functions in all our predictions, with the corresponding strong coupling constant. In the figures where uncertainty bands are shown, we choose a central scale $\mu_0 = m_H^*/2$, and we consider independent variations of the scales $\mu_{m,R,F} = \xi \mu_0$ with $\xi = \{1/2, 1, 2\}$, in addition constraining the ratio between any two scales to be not larger than 2. This procedure corresponds to the customary 7-point variation in the OS scheme, while in the case of the $\overline{\text{MS}}$ predictions, where one additional scale is present, it leads to a 15-point variation, as introduced in ref. [32] in the context of top-quark pair production.

We are interested in studying the differences between the OS and $\overline{\text{MS}}$ predictions. Therefore, in figure 1 we present the ratio between the $\overline{\text{MS}}$ and OS results, $\bar{\sigma}_{\text{N}^{\text{iLO}}}/\sigma_{\text{N}^{\text{iLO}}}$, as a function of the invariant mass m_H^* . For the sake of clarity, we do not include in this figure uncertainty bands, but rather present results for fixed values of the renormalization and factorization scales. The results in the left (right) panel correspond to $\mu_m = \mu_R = \mu_F = \mu$ with $\mu = m_H^*$ ($\mu = m_H^*/2$). Note that the same perturbative order and scale choice is used in the numerator and denominator for the construction of each curve.

We first discuss about the validity of the soft-virtual approximation. To that end, we present as well NLO_{SV} predictions (red-dotted line in figure 1, left panel) which can be compared to the results obtained with the full NLO corrections. As can be seen from figure 1, the NLO_{SV} results reproduce the full NLO curve with a very high accuracy, in particular much higher than the size of the effects we are aiming to assess (that is, the difference between $\overline{\text{MS}}$ and OS results). The difference between the NLO and NLO_{SV} curves in figure 1 is below 1% for most of the distribution, with a larger deviation found only around the peak that is however always below 3%. We therefore consider the NNLO_{SV} results to be an excellent proxy for the full NNLO prediction in the context of this study.

We now focus on the comparison between the two schemes at the different perturbative orders. In the first place, we can observe that in the whole invariant mass region and for both scale choices the differences between the two schemes are reduced from LO to NLO, and from NLO to NNLO_{SV} as well. The gap between the OS and $\overline{\text{MS}}$ predictions is larger for $\mu = m_H^*$,

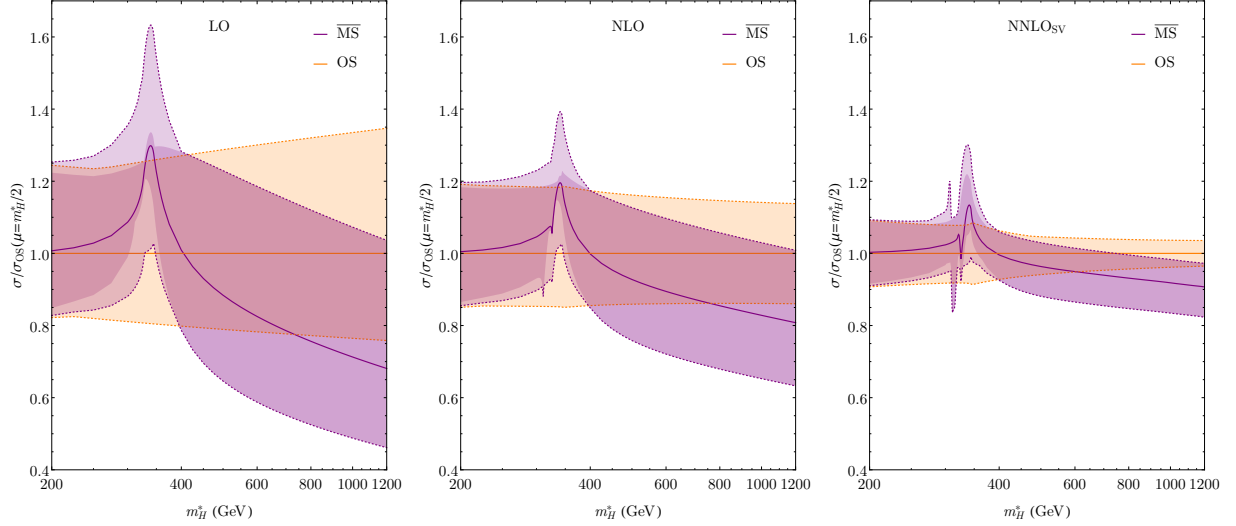


Figure 2: Ratio of the $\overline{\text{MS}}$ (purple) and OS (orange) cross sections at LO (left), NLO (center) and NNLO_{SV} (right). The bands denote the scale uncertainties, computed using 7-point and 15-point variations in the OS and $\overline{\text{MS}}$ schemes, respectively. The $\overline{\text{MS}}$ uncertainties corresponding to a restricted 7-point variation with the constraint $\mu_m = \mu_R$ are indicated with the darker purple bands.

which is expected since a higher scale generates a smaller value of $m_t(\mu)$, and therefore a larger difference w.r.t. M_t . In the region $m_H^* < 400$ GeV, the $\overline{\text{MS}}$ scheme predicts a larger cross section. The maximum deviation is about 50% at LO for $\mu = m_H^*$, going down to 35% and 27% at NLO and NNLO_{SV}, respectively. In the case of $\mu = m_H^*/2$, the peak difference between $\overline{\text{MS}}$ and OS predictions is 30%, 20% and 13% at LO, NLO and NNLO_{SV}, respectively, in the same invariant mass region. We observe that the $\overline{\text{MS}}$ predictions at NLO and NNLO_{SV} present large variations close to the top-quark mass threshold; this can be traced back to the large values of the derivatives w.r.t. the mass that enter their calculation.

At large invariant mass values, $m_H^* > 400$ GeV, the $\overline{\text{MS}}$ prediction instead provides a lower cross section than its OS counterpart. The difference between the two schemes steadily increases with m_H^* , reaching up to -39% at LO for $m_H^* = 1200$ GeV and $\mu = m_H^*$, with this difference decreasing to -26% at NLO, and further down to -17% at NNLO_{SV}. Once again, the predictions for $\mu = m_H^*/2$ present smaller differences, with LO, NLO and NNLO_{SV} respectively reaching a difference of -32% , -19% and -9% w.r.t. the OS prediction.

We study next the same ratio, this time including the scale variation as defined before, and considering $\mu_0 = m_H^*/2$ as the central scale. This is shown in figure 2, where the different panels (left, centre, right) correspond to the different perturbative orders (LO, NLO, NNLO_{SV}). In this case, the denominator is always computed using $\mu_{m,R,F} = \mu_0$.

In the first place, we can observe that the scale uncertainties in both schemes are significantly reduced when increasing the order of the perturbative expansion. There is always a sizeable overlap between the results of both schemes at each order, indicating that, at least up to NNLO, scale variations are a reliable tool to estimate the theoretical uncertainties arising from the ambiguity in the top-quark mass definition. We note, however, that at NNLO_{SV} and large values of m_H^* the overlap between the OS and $\overline{\text{MS}}$ predictions is marginal.

When looking at the general behaviour of the curves presented in figure 2, we can see three

different regions with qualitatively different features. For low values of m_H^* , both schemes yield similar results, as expected due to the reduced parametric dependence on M_t in said region. This changes dramatically as we cross the $t\bar{t}$ threshold, and a further change in the behaviour is observed for large values of the Higgs invariant mass. We address these last two regions in more detail in the following paragraphs.

As mentioned before, the region close to the $t\bar{t}$ threshold presents a large dependence on the renormalization-scheme choice, due to the strong dependence of the cross section on M_t . The production rate is increased when crossing this threshold, and the large variations observed originate from the shift in the exact position of this enhancement when changing the value of the top-quark mass.

In the case of on-shell $t\bar{t}$ production, it has been shown that the use of the $\overline{\text{MS}}$ scheme leads to large theoretical uncertainties close to threshold [32, 34]. For a proper estimation of these uncertainties, it was crucial to consider independent variations of the top-quark renormalization scale μ_m [32]. We can observe that the latter also occurs in the present case of off-shell Higgs boson production. To illustrate this, in figure 2 we show the $\overline{\text{MS}}$ scale uncertainties within the full 15-point variation, and also the restricted 7-point variation corresponding to the constraint $\mu_m = \mu_R$ (darker band).

As can be observed from the plot, the restricted 7-point variation would lead to a large underestimation of the scale uncertainties. This situation is specific of this invariant mass region, where the size of the variation induced by μ_m and μ_R in the cross section is of similar magnitude, but opposite sign. In contrast, for values of m_H^* much lower than $2M_t$ the dependence on μ_m is much smaller, and therefore the scale variation is driven by μ_R , while for invariant masses above the $t\bar{t}$ threshold the μ_m and μ_R variations have the same sign (though, again, they are mostly driven by μ_R in this region).

We now turn our attention to the large invariant mass region. As can be observed from figure 2, there is an increasing difference in the behaviour of the OS and $\overline{\text{MS}}$ schemes with m_H^* , though the uncertainty bands of the two predictions always overlap. This overlap is only marginal at NNLO_{SV}, partially due to the fact that the OS prediction presents a very strong reduction of the scale uncertainties at this order.² The difference in the behaviour of the OS and $\overline{\text{MS}}$ results is associated to the numerical difference between M_t and $m_t(\mu_m)$, which also grows as μ_m becomes larger. In order to understand the convergence of the perturbative series in both schemes, it is illustrative to look at the corresponding K -factors. This is presented in figure 3.

From the comparison of the two sets of K -factors in figure 3, we can observe that the OS scheme presents a better convergence in the $m_H^* > 500$ GeV region. The QCD corrections are significantly smaller than their $\overline{\text{MS}}$ counterparts, for instance increasing the cross section by 62% at NLO and a further 11% at NNLO_{SV} for $m_H^* = 1200$ GeV, while the corresponding $\overline{\text{MS}}$ results are 92% and 25%, respectively. Assuming that further QCD corrections follow a similar trend, we expect the OS prediction at NNLO_{SV} to suffer from small higher-order corrections, while the ones in the $\overline{\text{MS}}$ scheme are expected to be more sizeable. This fact, combined with

² We note that this strong reduction at large m_H^* , of almost a factor of 4 w.r.t. the NLO uncertainty, might point to an underestimation of the true perturbative uncertainties at NNLO_{SV} for this particular scale choice.

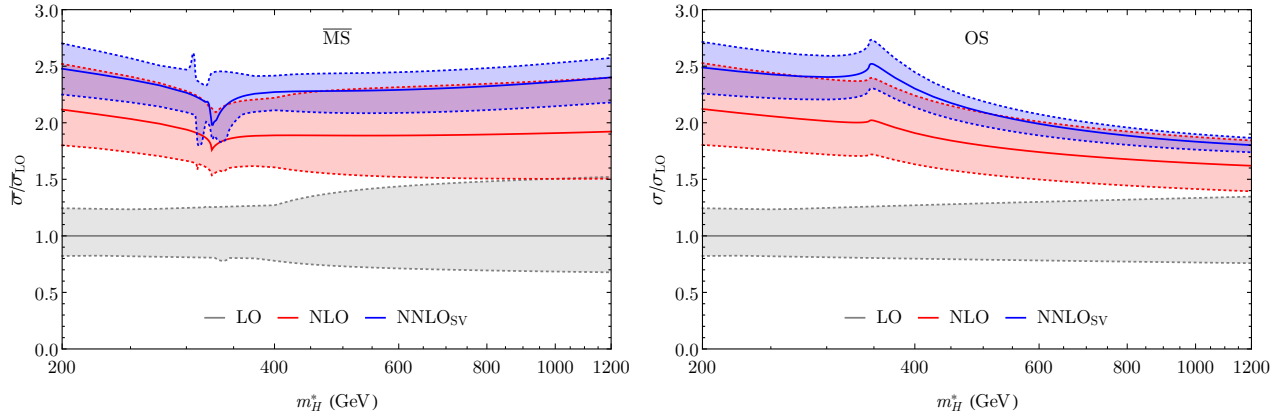


Figure 3: K -factors in the $\overline{\text{MS}}$ (left) and OS (right) schemes, as a function of m_H^* . Predictions at LO (gray), NLO (red) and NNLO_{SV} (blue) are shown, together with the corresponding uncertainty bands. The central scale $\mu_0 = m_H^*/2$ is always used in the denominator.

the observation that OS and $\overline{\text{MS}}$ predictions come closer to each other as we increase the order of the calculation, suggests that the $\overline{\text{MS}}$ prediction will present larger perturbative corrections to eventually converge to the OS result, the latter being more stable upon the effect of QCD corrections.

From the behaviour of the perturbative expansion described in the previous paragraph, we conclude that the OS prediction seems to be the preferred one at large m_H^* . This conclusion is based on the comparison of the phenomenological results obtained in the $\overline{\text{MS}}$ and OS schemes, and on the assumption that the features observed up to NNLO extend to higher orders. A complementary study on the analytic structure of the cross section in both schemes, and in particular the structure of logarithmically-enhanced terms in this kinematical region at NNLO and beyond (along the lines of refs. [35–37]), might provide additional tools to decide the preferred scheme and scale choice at large values of m_H^* .

We finally comment on the way the results in the different schemes can be combined in order to provide an estimation of the theoretical uncertainties. The most conservative approach would correspond to taking the envelope of the OS and $\overline{\text{MS}}$ predictions, where each of them is computed using 7-point and 15-point variations, respectively (i.e., using independent variations for all the scales involved). In this way, we would be considering at the same time the “usual” μ_R and μ_F uncertainties and the ones arising from the scheme choice, and also from the scale choice μ_m . An alternative approach, used for instance in ref. [38] in the context of di-Higgs production, can be defined by linearly adding the uncertainty coming from μ_m variation (defined relative to the OS prediction) at fixed $\mu_R = \mu_F = \mu_0$ values to the usual 7-point variation obtained in the OS scheme. We have checked that both approaches lead to quantitatively similar results. We point out, however, that either of these approaches can be deemed conservative if there are reasons to prefer one scheme over the other, as suggested by our analysis in the large m_H^* region.

Before presenting our concluding remarks, we can attempt to provide an insight on the more complicated process of Higgs boson pair production. Since the corresponding three-loop corrections with full M_t dependence are currently unknown, we cannot perform the same type

of analysis done in the case of off-shell Higgs boson production. The renormalization-scheme uncertainties have been studied up to NLO in refs. [21, 22] and, even though they were found to be larger than the corresponding single-Higgs case, we can observe that they show a similar pattern. In the absence of a better way to estimate these uncertainties, we can use the results presented below as a rough estimate of the expected behaviour at NNLO.

In ref. [22] an uncertainty to the total di-Higgs production cross section was provided by comparing the OS results (used as a central prediction) to the ones in the $\overline{\text{MS}}$ scheme. The procedure consisted in independently summing the uncertainties in each m_{HH} bin in order to obtain the total uncertainty. The uncertainty in each bin was estimated varying μ_m for fixed values $\mu_R = \mu_F = m_{HH}/2$.

Following a similar approach, we can use the ratio $\bar{\sigma}/\sigma$ shown in figure 2 as an estimate of the corresponding di-Higgs quantity $(d\bar{\sigma}^{HH}/dm_{HH})/(d\sigma^{HH}/dm_{HH})$, where the invariant mass m_H^* is identified with the invariant mass of the di-Higgs system, m_{HH} . Note that this approach is exact for the di-Higgs contributions arising from a triangle loop, while in practice, however, the box contribution is dominant, especially at large invariant masses.

We therefore proceed as follows: we multiply the di-Higgs m_{HH} distribution computed in the OS scheme by the LO, NLO and NNLO_{SV} curves defined by the envelopes of the bands present in figure 2, that is, the envelope of both OS and $\overline{\text{MS}}$ predictions.³ We afterwards integrate over m_{HH} to obtain a total cross section, and compare the result to the original prediction in the OS scheme to estimate the uncertainty. Note that the approach of using the envelope of the invariant mass distribution leads to larger effects than those that would be obtained by computing the total cross section for each scale setting independently, since the scheme uncertainties would be reduced due to a partial cancellation between the effects in the low and high invariant mass regions. As mentioned before, taking the envelope of the OS and $\overline{\text{MS}}$ bands leads to results numerically close to those obtained by linearly adding the OS scale uncertainties with those coming from exclusive μ_m variation.

Based on the approach described above, we obtain the following results:

$$\begin{aligned}\Delta\sigma_{\text{LO}}^{HH} &\sim +33\% - 30\% (+6.3\% - 11\%) , \\ \Delta\sigma_{\text{NLO}}^{HH} &\sim +19\% - 20\% (+3.9\% - 6.3\%) , \\ \Delta\sigma_{\text{NNLO}}^{HH} &\sim +7.7\% - 10\% (+2.2\% - 3.1\%) ,\end{aligned}\tag{7}$$

where the first two numbers of each line correspond to the combined scheme and scale uncertainty estimated as explained in the previous paragraph, while the numbers in parenthesis show the uncertainty coming from only varying μ_m at fixed values $\mu_R = \mu_F = m_{HH}/2$. If we compare our NLO result in eq. (7) to the NLO uncertainties due to μ_m variation reported in ref. [22] (+4% – 18%, see eq. (4.6) of ref. [22]), we can see that the upper bound is in excellent agreement, while our lower bound underestimates the uncertainties quoted in ref. [22]. This can

³For the LO, NLO and NNLO_{SV} uncertainty estimates, the OS-scheme di-Higgs m_{HH} distribution is computed at LO, NLO [21, 39] and NNLO_{F_Tapprox} [40], respectively. We note, however, that only the shape of the distribution is relevant for our purposes, and for instance the numbers quoted in eq. (7) change only at the per-mille level if the LO m_{HH} spectrum is used for the NLO and NNLO_{SV} uncertainty estimates.

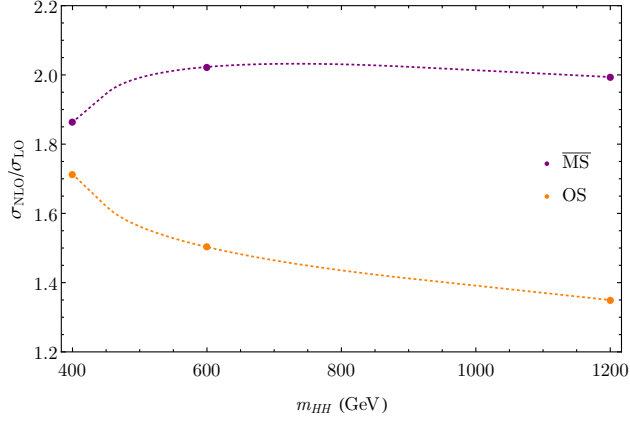


Figure 4: NLO K -factors for di-Higgs production as a function of m_{HH} in the $\overline{\text{MS}}$ (purple) and OS (orange) schemes. The values, indicated with dots, are taken from ref. [22], and the interpolating curves are shown only for illustrative purposes.

be understood at LO from the following observations. The box contribution, which is dominant in di-Higgs, has a stronger M_t dependence than the triangle contribution. However, the effect of lowering M_t produces, in both cases, an enhancement in the cross section at low m_{HH} , and a suppression in the tail. The crossover between these two regions happens at different values of m_{HH} for the box and the triangle, and in particular it is larger for latter. This fact, therefore, creates a larger positive effect in the triangle that compensates the smaller M_t dependence, while at the same time increases the difference w.r.t. the box in the negative variation. Since our estimates in eq. (7) are based on approximating the M_t dependence of the full di-Higgs cross section by the one of the triangle contribution, the previous analysis directly translates into our results.

From the numbers in eq. (7) we can observe that both the combined uncertainties and the exclusive μ_m variation present a significant reduction at NNLO_{SV}, of about a factor of two w.r.t. the NLO predictions. Even if this exercise can only be understood as a rough estimate of the renormalization-scheme ambiguity in di-Higgs production, the reduced uncertainties at NNLO_{SV} observed in this work are an encouraging result. In particular, given the excellent agreement between our NLO estimation for the upper bound in eq. (7) and the full NLO presented in ref. [22], the NNLO_{SV} result of +2.2% in the last line of eq. (7) can be used as a rough estimate of the upper μ_m uncertainty at that perturbative order.

While the lower bound of the uncertainty also presents a significant reduction in eq. (7), the large difference w.r.t. the NLO result of ref. [22] makes it harder to justify its use in the context of di-Higgs production. We can, however, have a look at the corresponding di-Higgs K -factors, in a similar way to what we did in figure 3 for the case of an off-shell Higgs boson. Since the NLO corrections for HH production with an arbitrary top-quark mass are not publicly available, we rely on the predictions that are present in the literature. The corresponding LO and NLO cross sections for $m_{HH} = 400$ GeV, 600 GeV and 1200 GeV are then taken from ref. [22], and the K -factors in both renormalization schemes are presented in figure 4.

We can observe that the results shown in figure 4 present a very similar pattern to those in figure 3, i.e. the OS scheme has a better perturbative behaviour than the $\overline{\text{MS}}$ scheme in

the large invariant mass region. We can therefore expect again that the OS prediction will be more stable from the perturbative point of view, and that larger higher-order corrections to the $\overline{\text{MS}}$ prediction will bring it closer to the former. In light of this, considering the envelope of the OS and $\overline{\text{MS}}$ predictions in the tail of the m_{HH} distribution, and the ensuing effect in the total cross section, is a rather conservative approach, and a more aggressive alternative (like considering only the scale uncertainties in the OS scheme in this invariant mass region) might be considered. Since in the large invariant mass region we observe the largest suppression in the $\overline{\text{MS}}$ predictions compared to the OS ones, such approach would lead to a reduced estimate of the lower bound of the scheme and scale uncertainties.

It is worth pointing out that in ref. [22], and in contrast to our conclusions based on the perturbative convergence of the different renormalization schemes, it was shown that the logarithmic structure of the NLO corrections in the high-energy limit [41] suggests that a running top-quark mass is preferred for large values of m_{HH} .⁴ In view of this, higher-order studies on the logarithmic structure of the di-Higgs cross section in this kinematical region, as well as results including the top-quark mass dependence in the three-loop virtual corrections (or, eventually, approximate results valid at large m_{HH}), are definitely desirable, and might shed light on the preferred scheme and scale choice in the tail of the invariant mass distribution.

Finally, we note that in the limit in which the Higgs self coupling λ becomes very large the triangle contributions dominate the di-Higgs cross section, and therefore we can apply our results for off-shell Higgs boson production without performing any approximation. In that case, we find the following uncertainties:

$$\begin{aligned}\Delta\sigma_{\text{LO}}^{HH}(\lambda \rightarrow \infty) &= +36\% - 22\% (+17\% - 3.6\%) , \\ \Delta\sigma_{\text{NLO}}^{HH}(\lambda \rightarrow \infty) &= +23\% - 16\% (+8.3\% - 1.8\%) , \\ \Delta\sigma_{\text{NNLO}_{\text{SV}}}^{HH}(\lambda \rightarrow \infty) &= +12\% - 9.0\% (+4.9\% - 1.3\%) ,\end{aligned}\tag{8}$$

where the notation is the same as in eq. (7). We can observe that the μ_m variation has a similar overall magnitude as for $\lambda = 1$, though in this case the upper uncertainty is significantly larger than the lower one. This is expected, since the triangle contribution is concentrated at lower values of m_{HH} (the peak, for instance, is located around $m_{HH} \sim 270$ GeV, to be compared to $m_{HH} \sim 400$ GeV in the $\lambda = 1$ case), and this in turn is the region where the $\overline{\text{MS}}$ prediction presents larger positive deviations w.r.t. the OS result.

4 Conclusions

In this work we have performed a NNLO study of the uncertainties related to the renormalization scheme of the top-quark mass in Higgs boson production via gluon fusion. We have focused on the case of off-shell production, where the large value of m_H^* leads to a stronger parametric dependence on the top-quark mass, which in turn generates much larger renormalization

⁴ We note that this observation only applies to the case of di-Higgs production, for which the LO squared amplitude does not contain logarithms in the high-energy limit. This is not the case for off-shell single Higgs production, nor for other top-quark-induced processes like ZH production [42].

scheme uncertainties compared to the on-shell case.

Based on the three-loop results with full top-quark mass dependence presented in ref. [24], and profiting from the known structure of QCD cross sections in the soft limit [27], we have constructed the soft-virtual approximation for Higgs boson production at NNLO. Our NNLO_{SV} predictions therefore contain the full top-quark mass dependence, with the only caveat that NNLO real corrections are treated in the soft limit. We have also evaluated the NLO_{SV} cross section, and found excellent agreement with the full NLO result, therefore validating our approach at the next perturbative order.

We have obtained NNLO_{SV} predictions using two different schemes for the renormalization of the top-quark mass: the on-shell scheme and the $\overline{\text{MS}}$ scheme. In the latter, an additional renormalization scale μ_m is introduced. We have evaluated the scale uncertainties by allowing independent variations of all the relevant scales, leading to the usual 7-point variation in the OS scheme, and a 15-point variation in the $\overline{\text{MS}}$ scheme.

We have found sizeable differences between the predictions obtained in the two schemes, both close to the $t\bar{t}$ threshold and in the large m_H^* region. While the differences are large, the results are always compatible within scale uncertainties. We have also observed a significant reduction in the difference between the two schemes as higher orders in the QCD perturbative expansion are included. We have studied the quality of the perturbative convergence in both schemes by computing the K -factors, and found that for large values of m_H^* , that is $m_H^* > 500$ GeV, the $\overline{\text{MS}}$ results present much larger corrections than their OS counterparts. We concluded that the OS scheme is the preferred choice in this invariant mass region, though further studies addressing the logarithmic structure of the cross section in this limit would be desirable.

Using the results obtained for off-shell Higgs boson production, we have derived a rough estimate of the renormalization scheme and scale uncertainties for di-Higgs production. Our approximation of the upper uncertainty band is in line with the actual uncertainties at NLO, and our results suggest that it would be substantially reduced at NNLO. The lower band is driven by the large m_{HH} region, where the analysis of the K -factors in off-shell Higgs production at NNLO_{SV}, as well as in di-Higgs production up to NLO, shows that the OS predictions have a much better perturbative convergence. A more detailed study for di-Higgs production, which is beyond the scope of this paper, should consistently account for the box-diagram contributions.

Acknowledgements

The author would like to thank Massimiliano Grazzini and Michael Spira for useful discussions and comments on the manuscript.

References

- [1] F. Englert and R. Brout, *Broken Symmetry and the Mass of Gauge Vector Mesons*, *Phys. Rev. Lett.* **13** (1964) 321–323.

- [2] P. W. Higgs, *Broken symmetries, massless particles and gauge fields*, *Phys. Lett.* **12** (1964) 132–133.
- [3] P. W. Higgs, *Broken Symmetries and the Masses of Gauge Bosons*, *Phys. Rev. Lett.* **13** (1964) 508–509.
- [4] G. S. Guralnik, C. R. Hagen, and T. W. B. Kibble, *Global Conservation Laws and Massless Particles*, *Phys. Rev. Lett.* **13** (1964) 585–587.
- [5] **ATLAS** Collaboration, G. Aad et al., *Observation of a new particle in the search for the Standard Model Higgs boson with the ATLAS detector at the LHC*, *Phys. Lett. B* **716** (2012) 1–29, [[arXiv:1207.7214](#)].
- [6] **CMS** Collaboration, S. Chatrchyan et al., *Observation of a New Boson at a Mass of 125 GeV with the CMS Experiment at the LHC*, *Phys. Lett. B* **716** (2012) 30–61, [[arXiv:1207.7235](#)].
- [7] F. Caola and K. Melnikov, *Constraining the Higgs boson width with ZZ production at the LHC*, *Phys. Rev. D* **88** (2013) 054024, [[arXiv:1307.4935](#)].
- [8] **ATLAS** Collaboration, M. Aaboud et al., *Constraints on off-shell Higgs boson production and the Higgs boson total width in $ZZ \rightarrow 4\ell$ and $ZZ \rightarrow 2\ell 2\nu$ final states with the ATLAS detector*, *Phys. Lett. B* **786** (2018) 223–244, [[arXiv:1808.01191](#)].
- [9] **CMS** Collaboration, A. M. Sirunyan et al., *Measurements of the Higgs boson width and anomalous HVV couplings from on-shell and off-shell production in the four-lepton final state*, *Phys. Rev. D* **99** (2019), no. 11 112003, [[arXiv:1901.00174](#)].
- [10] J. Alison et al., *Higgs boson potential at colliders: Status and perspectives*, *Rev. Phys.* **5** (2020) 100045, [[arXiv:1910.00012](#)].
- [11] D. Graudenz, M. Spira, and P. M. Zerwas, *QCD corrections to Higgs boson production at proton proton colliders*, *Phys. Rev. Lett.* **70** (1993) 1372–1375.
- [12] M. Spira, A. Djouadi, D. Graudenz, and P. M. Zerwas, *Higgs boson production at the LHC*, *Nucl. Phys. B* **453** (1995) 17–82, [[hep-ph/9504378](#)].
- [13] M. Czakon, R. V. Harlander, J. Klappert, and M. Niggetiedt, *Exact Top-Quark Mass Dependence in Hadronic Higgs Production*, *Phys. Rev. Lett.* **127** (2021), no. 16 162002, [[arXiv:2105.04436](#)].
- [14] C. Anastasiou, C. Duhr, F. Dulat, F. Herzog, and B. Mistlberger, *Higgs Boson Gluon-Fusion Production in QCD at Three Loops*, *Phys. Rev. Lett.* **114** (2015) 212001, [[arXiv:1503.06056](#)].
- [15] B. Mistlberger, *Higgs boson production at hadron colliders at $N^3\text{LO}$ in QCD*, *JHEP* **05** (2018) 028, [[arXiv:1802.00833](#)].

- [16] M. Bonvini and S. Marzani, *Resummed Higgs cross section at N^3LL* , *JHEP* **09** (2014) 007, [[arXiv:1405.3654](#)].
- [17] T. Schmidt and M. Spira, *Higgs Boson Production via Gluon Fusion: Soft-Gluon Resummation including Mass Effects*, *Phys. Rev. D* **93** (2016), no. 1 014022, [[arXiv:1509.00195](#)].
- [18] G. Das, S. Moch, and A. Vogt, *Approximate four-loop QCD corrections to the Higgs-boson production cross section*, *Phys. Lett. B* **807** (2020) 135546, [[arXiv:2004.00563](#)].
- [19] A. H. Ajjath, P. Mukherjee, V. Ravindran, A. Sankar, and S. Tiwari, *Resummed Higgs boson cross section at next-to SV to NNLO + $\overline{\text{NNLL}}$* , [arXiv:2109.12657](#).
- [20] A. Saibel, S.-O. Moch, and M. Aldaya Martin, *Cross-sections for $t\bar{t}H$ production with the top quark \overline{MS} mass*, *Phys. Lett. B* **832** (2022) 137195, [[arXiv:2111.12505](#)].
- [21] J. Baglio, F. Campanario, S. Glaus, M. Mühlleitner, M. Spira, and J. Streicher, *Gluon fusion into Higgs pairs at NLO QCD and the top mass scheme*, *Eur. Phys. J. C* **79** (2019), no. 6 459, [[arXiv:1811.05692](#)].
- [22] J. Baglio, F. Campanario, S. Glaus, M. Mühlleitner, J. Ronca, M. Spira, and J. Streicher, *Higgs-Pair Production via Gluon Fusion at Hadron Colliders: NLO QCD Corrections*, *JHEP* **04** (2020) 181, [[arXiv:2003.03227](#)].
- [23] S. Amoroso et al., *Les Houches 2019: Physics at TeV Colliders: Standard Model Working Group Report*, in *11th Les Houches Workshop on Physics at TeV Colliders: PhysTeV Les Houches*, 3, 2020. [arXiv:2003.01700](#).
- [24] M. L. Czakon and M. Niggetiedt, *Exact quark-mass dependence of the Higgs-gluon form factor at three loops in QCD*, *JHEP* **05** (2020) 149, [[arXiv:2001.03008](#)].
- [25] F. Dulat, A. Lazopoulos, and B. Mistlberger, *iHixs 2 — Inclusive Higgs cross sections*, *Comput. Phys. Commun.* **233** (2018) 243–260, [[arXiv:1802.00827](#)].
- [26] M. Spira, *HIGLU and HDECAY: Programs for Higgs boson production at the LHC and Higgs boson decay widths*, *Nucl. Instrum. Meth. A* **389** (1997) 357–360, [[hep-ph/9610350](#)].
- [27] D. de Florian and J. Mazzitelli, *A next-to-next-to-leading order calculation of soft-virtual cross sections*, *JHEP* **12** (2012) 088, [[arXiv:1209.0673](#)].
- [28] S. Catani, L. Cieri, D. de Florian, G. Ferrera, and M. Grazzini, *Threshold resummation at N^3LL accuracy and soft-virtual cross sections at N^3LO* , *Nucl. Phys. B* **888** (2014) 75–91, [[arXiv:1405.4827](#)].
- [29] S. Catani, D. de Florian, and M. Grazzini, *Higgs production in hadron collisions: Soft and virtual QCD corrections at NNLO*, *JHEP* **05** (2001) 025, [[hep-ph/0102227](#)].

- [30] N. Gray, D. J. Broadhurst, W. Grafe, and K. Schilcher, *Three Loop Relation of Quark $\overline{\text{MS}}$ and Pole Masses*, *Z. Phys.* **C48** (1990) 673–680.
- [31] J. Fleischer, F. Jegerlehner, O. V. Tarasov, and O. L. Veretin, *Two loop QCD corrections of the massive fermion propagator*, *Nucl. Phys.* **B539** (1999) 671–690, [[hep-ph/9803493](#)]. [Erratum: *Nucl. Phys.*B571,511(2000)].
- [32] S. Catani, S. Devoto, M. Grazzini, S. Kallweit, and J. Mazzitelli, *Top-quark pair hadroproduction at NNLO: differential predictions with the $\overline{\text{MS}}$ mass*, *JHEP* **08** (2020), no. 08 027, [[arXiv:2005.00557](#)].
- [33] J. Butterworth et al., *PDF4LHC recommendations for LHC Run II*, *J. Phys. G* **43** (2016) 023001, [[arXiv:1510.03865](#)].
- [34] M. Dowling and S.-O. Moch, *Differential distributions for top-quark hadro-production with a running mass*, *Eur. Phys. J.* **C74** (2014), no. 11 3167, [[arXiv:1305.6422](#)].
- [35] T. Liu and A. A. Penin, *High-Energy Limit of QCD beyond the Sudakov Approximation*, *Phys. Rev. Lett.* **119** (2017), no. 26 262001, [[arXiv:1709.01092](#)].
- [36] T. Liu and A. Penin, *High-Energy Limit of Mass-Suppressed Amplitudes in Gauge Theories*, *JHEP* **11** (2018) 158, [[arXiv:1809.04950](#)].
- [37] C. Anastasiou and A. Penin, *Light Quark Mediated Higgs Boson Threshold Production in the Next-to-Leading Logarithmic Approximation*, *JHEP* **07** (2020) 195, [[arXiv:2004.03602](#)]. [Erratum: *JHEP* 01, 164 (2021)].
- [38] J. Baglio, F. Campanario, S. Glaus, M. Mühlleitner, J. Ronca, and M. Spira, *$gg \rightarrow HH$: Combined uncertainties*, *Phys. Rev. D* **103** (2021), no. 5 056002, [[arXiv:2008.11626](#)].
- [39] S. Borowka, N. Greiner, G. Heinrich, S. P. Jones, M. Kerner, J. Schlenk, U. Schubert, and T. Zirke, *Higgs Boson Pair Production in Gluon Fusion at Next-to-Leading Order with Full Top-Quark Mass Dependence*, *Phys. Rev. Lett.* **117** (2016), no. 1 012001, [[arXiv:1604.06447](#)]. [Erratum: *Phys.Rev.Lett.* 117, 079901 (2016)].
- [40] M. Grazzini, G. Heinrich, S. Jones, S. Kallweit, M. Kerner, J. M. Lindert, and J. Mazzitelli, *Higgs boson pair production at NNLO with top quark mass effects*, *JHEP* **05** (2018) 059, [[arXiv:1803.02463](#)].
- [41] J. Davies, G. Mishima, M. Steinhauser, and D. Wellmann, *Double Higgs boson production at NLO in the high-energy limit: complete analytic results*, *JHEP* **01** (2019) 176, [[arXiv:1811.05489](#)].
- [42] L. Chen, J. Davies, G. Heinrich, S. P. Jones, M. Kerner, G. Mishima, J. Schlenk, and M. Steinhauser, *ZH production in gluon fusion at NLO in QCD*, *JHEP* **08** (2022) 056, [[arXiv:2204.05225](#)].