

Joint reconstructions of growth and expansion histories from Stage-IV surveys with minimal assumptions I: Dark Energy beyond Λ

Rodrigo Calderón,^{1,2,*} Benjamin L’Huillier,^{3,4,†} David Polarski,^{2,‡}
Arman Shafieloo,^{1,5,§} and Alexei A. Starobinsky^{6,¶}

¹Korea Astronomy and Space Science Institute, Daejeon 34055, Korea

²Laboratoire Charles Coulomb, Université de Montpellier & CNRS, 34095 Montpellier, France

³Department of Physics and Astronomy, Sejong University, Seoul 05006, Korea

⁴Department of Astronomy & Space Science, Yonsei University, Seoul 03722, Korea

⁵University of Science and Technology, Daejeon 34113, Korea

⁶L. D. Landau Institute for Theoretical Physics RAS, Moscow 119334, Russia

(Dated: June 29, 2022)

Combining Supernovae, Baryon Acoustic Oscillations and Redshift-Space Distortions data from the next generation of (Stage-IV) cosmological surveys, we aim to reconstruct the expansion history up to large redshifts using forward-modeling of $f_{\text{DE}}(z) = \rho_{\text{DE}}(z)/\rho_{\text{DE},0}$ with Gaussian processes (GP). In order to reconstruct cosmological quantities at high redshifts where few or no data are available, we adopt a new approach to GP which enforces the following minimal assumptions: a) Our cosmology corresponds to a flat Friedman-Lemaître-Robertson-Walker (FLRW) universe; b) An Einstein de Sitter (EdS) universe is obtained on large redshifts. This allows us to reconstruct the perturbations growth history from the *reconstructed* background expansion history. Assuming various DE models, we show the ability of our reconstruction method to differentiate them from Λ CDM at $\gtrsim 2\sigma$.

I. INTRODUCTION

Despite its success, the concordance model of cosmology, the Λ CDM model, is facing numerous challenges [1–4]. On the theory side, the nature of dark energy (DE) and dark matter remain a mystery though their phenomenology is constrained from the data with increasing accuracy. In addition, while general relativity (GR) has been very successful on solar system scales, alternative gravity models with observable signatures on large cosmic scales remains a challenging possibility. Observationally, despite all the successful predictions of the concordance model, the arrival of data of ever increasing quantity and quality has led to the rise of tensions, most notably, the H_0 and the S_8 tensions [5–8]. This is another incentive to question the nature of gravity itself [9]. As it is well-known, combining background and perturbations can be a decisive tool to constrain gravity and hence the nature of dark energy [10]. Very generally, extraction of physical information from the data in a way that is as reliable as possible remains an important challenge.

To face these issues, two main approaches have been adopted by the community. A common approach is to confront new theories to the data, hence constraining the model parameters. On the other hand, one can perform a bottom-up approach from the data to the phenomenology [e.g. 11–22]. This latter approach aims to retrieve the “correct” phenomenology from the data as

independently as possible of theoretical assumptions. In this work, we take a hybrid approach, in-between traditional model-fitting and model-independent approaches. At the core of the work presented here lies the reconstruction of the expansion history from the data with Gaussian processes (GP). Indeed Gaussian processes are a very effective tool when one follows an approach where no or little theoretical assumptions are made on the possible DE phenomenologies. However this method can lead to large and undesirable uncertainties at large redshifts, from $z \gtrsim 1 - 2$ on [19]. This is a consequence of the method itself when only a small amount of data are available. For example one should remember that no SNIa data are available when one comes close to $z \sim 2$. Nevertheless sticking to this reconstruction method in view of its advantages and elegance, we first devise a way to get reasonable uncertainties on very large redshifts: we simply impose that our universe should be close to an Einstein de Sitter (EdS) universe on large redshifts (we have in mind here redshifts still obeying $z \ll z_{\text{eq}}$). We assume a flat FLRW universe, where for $z \ll z_{\text{eq}}$, the dimensionless expansion rate $h(z) \equiv H(z)/H_0$ is given by

$$h^2(z) = \Omega_{\text{m},0} (1+z)^3 + (1 - \Omega_{\text{m},0}) f_{\text{DE}}(z), \quad (1)$$

where $f_{\text{DE}}(z) \equiv \frac{\rho_{\text{DE}}(z)}{\rho_{\text{DE},0}}$ encodes the evolution of the dark energy density. Equality (1) covers many physical situations. As we have in mind a joint reconstruction of both the background expansion and the perturbations, we postpone a discussion of the scope and limitations of (1), and generally of the method presented here, after we address the evolution of the perturbations (see Eqs. (2) and (3) below). Hereafter, EdS universe will refer to the limit when the second term of (1) becomes neg-

* calderon@kasi.re.kr

† benjamin@sejong.ac.kr

‡ david.polarski@umontpellier.fr

§ shafieloo@kasi.re.kr

¶ alstar@landau.ac.ru

ligibly small. While this is obvious theoretically, its implementation can be problematic when using Gaussian Processes. We will reconstruct $f_{\text{DE}}(z)$ using GP with reasonable minimal assumptions. In this way only these expansion histories are reconstructed for which the second term in (1) is negligible compared to the dust-like matter term at large- z . While this can be seen, and indeed is, a theoretical prior, we believe it is altogether reasonable and leaves the possibility to consider many dark energy models which is the key point. In other words, this prior can still fit a very large number of dark energy models and these are the models we are interested in here. Another advantage of this approach is to render this assumption explicit rather than tacit. So (1) fixes the theoretical framework in which we want to get the dark energy phenomenology and the reconstruction is such that we exclude behaviours at large redshifts which are in our opinion less interesting. In this work we will also assume a spatially flat universe as it is obvious from (1) and we will comment in the conclusion on relaxing this assumption. In the next sections we present the method and check its successful use. Last but not least, we stick to General Relativity (GR) in this work, leaving modified gravity models for future work. The method and data are described in Section II, Section III shows the validity of the method, and Section IV is devoted to the reconstructions of other fiducial cosmologies. We discuss our results in Section V.

II. METHOD AND DATA

A. Method

In this paper, we aim to reconstruct the expansion and growth histories without assumptions concerning the dark energy component and assuming GR. To do so, as we have said earlier, we assume a flat FLRW universe, where for $z \ll z_{\text{eq}}$, the dimensionless expansion rate $h(z) \equiv H(z)/H_0$ is given by (1). We note that the f_{DE} term is essentially free to capture a large variety of DE behaviours.

In General Relativity, the equation for the growth of perturbations in the Newtonian approximation valid on observable (sub-Hubble radius) cosmic scales is given by

$$\ddot{\delta} + 2H \dot{\delta} = 4\pi G \rho \delta, \quad (2)$$

where a dot stands for a derivative with respect to time, δ is the relative energy density fluctuation of dust-like matter and ρ its background energy density. The above equation can also be re-written in terms of the growth factor $f \equiv \delta'/\delta$, to give

$$f' + \left(f + 2 + \frac{h'}{h}\right)f - \frac{3}{2}\Omega_{\text{m}} = 0, \quad (3)$$

where a prime stands for a derivative with respect to $\ln a$. Let us discuss now the variety of situations for which our

theoretical set-up holds. In models where DE perturbations are negligible, we can use Eqs. (2) and (3) as they stand. From this point of view, the two essentially dark components appearing in (1) are divided in the following way: only the first term includes baryonic matter and cold dark matter, which undergo gravitational clustering at the comoving scale corresponding to $8 h^{-1} \text{Mpc}$ today. The second term can even include hot non-relativistic matter, for example massive neutrinos, for which the free-streaming scale is much larger than this scale. Of course, strictly speaking, while $\Omega_{\text{m},0}$ appearing in the first term of (1) corresponds to clustered matter – crucially, it is this quantity which would appear in the driving term of the equation for the growth of matter perturbations (2) and (3) – the parameter $\Omega_{\text{DE},0}$ on the other hand includes all remaining unclustered components besides DE, and the same applies to f_{DE} . But these effects remain tiny because $\Omega_{\nu} \ll 1$. In the same way we do not include here the effect of massive neutrinos on the growth of perturbations which translates into a very tiny damping during the matter era with $\delta_m \propto a^{1-\frac{2}{3}\Omega_{\nu}}$ for $\Omega_{\nu} \ll 1$. This cumulative effect becomes however relevant if we integrate back from very high redshifts of order z_{eq} , which is not the case here. In this context, we note that the presence of any hot matter can be pinpointed by considering matter perturbations on larger comoving scales, but there are unfortunately few such accurate data available at the present time.

We note further that equations (1–3) can in principle apply to non-interacting tracking (early) dark energy. In that case DE tends to a dust-like behaviour with $\Omega_{\text{DE}} \rightarrow \Omega_{\text{DE},\infty} \neq 0$ ($\Omega_{\text{m}} \rightarrow \Omega_{\text{m},\infty}$), with $\Omega_{\text{DE},\infty} \ll \Omega_{\text{m},\infty}$ from observations (see e.g. [23]). We stress again that when tracking DE or massive neutrinos behaves like dust, their contribution to (1) is very small compared to the first term.

Interestingly, the second term in (1) can in principle also include the energy density of dark matter-dark energy interactions in models where these exist. However this term is known to be small because observations severely restrict deviations of w_{DE} from $w_{\Lambda} = -1$ on one hand, but also because these interactions, whether physical or purely gravitational as in dark energy models based on scalar-tensor gravity [24], would result in a small gravitational clustering of the components represented by the second term due to clustering of the dust-like matter components, and we do not consider this clustering here.

Observationally, redshift-space distortion (RSD) provides us with growth rate measurements of the (unbiased) quantity¹

$$f\sigma_8 \equiv \frac{\sigma_{8,0}}{\delta_0} f\delta = \frac{\sigma_{8,0}}{\delta_0} \delta', \quad \text{with } \delta_0 = \delta(z=0). \quad (4)$$

To validate the method, we proceed as follows.

¹ We note that the pipelines used to extract $f\sigma_8$ themselves assume a fiducial cosmology, which may introduce a bias.

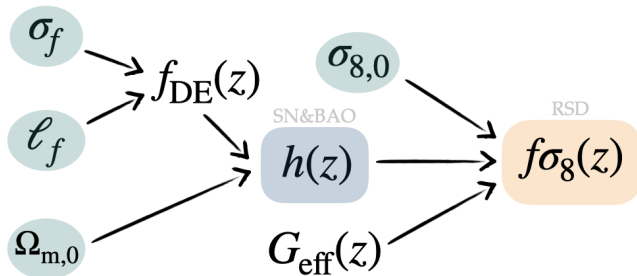


FIG. 1: Diagrammatic representation of our method. Given a set of hyperparameters (σ_f, ℓ_f) we obtain a behaviour of f_{DE} , which together with a value of $\Omega_{m,0}$, yields an expansion history $h(z)$. We then solve the growth equation assuming a G_{eff} (though in the present work we stick to GR, where $G_{\text{eff}} = \text{const} = G$) and a given $\sigma_{8,0}$ to obtain the growth history $f\sigma_8$. The values for the parameters (in light-blue) are obtained through MCMC sampling.

1. Generate the mock data:
 - (a) Choose a fiducial cosmology
 - (b) Generate the background (SN, BAO) and perturbations (RSD) mock data according to this cosmology.
2. Reconstruct the expansion and growth histories using MCMC: Choose the cosmological parameters ($\Omega_{m,0}, \sigma_{8,0}$) and the hyper parameters (σ_f, ℓ_f) via MCMC.

For each point in the parameter space:

- (a) Generate a single realization of $f_{\text{DE}} \sim \mathcal{GP}(-1, K(\sigma_f, \ell_f))$ —imposing $f_{\text{DE},0} \equiv 1$.
- (b) Obtain the expansion history $h(z)$ via Eq. (1) for $f_{\text{DE}}, \Omega_{m,0}$
- (c) Solve the growth equation (3) and obtain the growth history $f\sigma_8(z)$
- (d) Confront the expansion and the growth histories to the mock data and obtain a likelihood for this choice of (hyper)parameters.

A diagrammatic representation of our method is displayed on Figure 1. In § III, we will show the effect of different choices of mock datasets on the reconstructions of the expansion history.

B. Gaussian Process modelling

In this study, we need to know the expansion history up to high redshift in order to solve the growth equation (2). Gaussian Processes (GP) have been extensively used in the literature [15, 25–27] to reconstruct the expansion history directly from the data.

Parameter	$\Omega_{m,0}$	$\sigma_{8,0}$	σ_f	ℓ_f
Prior	[0.1, 0.6]	[0.6, 1.2]	$[10^{-2}, 2.5]$	$[10^{-2}, 7]$

TABLE I: Uniform priors for the parameters used in the MCMC analyses.

A clear downside of the usual application of GP is that one can only reconstruct a quantity where there are data, as in the absence of data, the GP will fall back to its mean function. Therefore, modeling h as a GP can (i) lead to an incorrect asymptotic behaviour of h (because of the lack of data at high- z) and (ii) does not disentangle the matter term $\Omega_{m,0}$ from the dark energy term, which is necessary to solve the growth equation (2) in a consistent way. Hence, we must find a way to impose $h^2(z \gg 1) \sim \Omega_{m,0}(1+z)^3$: we enforce this EdS limit regardless of the value of $\Omega_{m,0}$, by modelling f_{DE} as a GP with mean $\bar{f} = 1$ and imposing $f_{\text{DE}}(z=0) = 1$.

This ensures the correspondence between the $\Omega_{m,0}$ part of h and $\Omega_{m,0}$ appearing in the right-hand side of the growth equation (2).

We choose an exponential squared kernel as covariance function [28] such that

$$f_{\text{DE}}(z) \sim \mathcal{GP}(\bar{f} = 1, k = K(\sigma_f, \ell_f)) \quad (5)$$

where σ_f and ℓ_f are the usual hyperparameters controlling the deviations from the mean and the correlation length in dataspace, respectively. We can then draw samples of $f_{\text{DE}}(a)$ from this multivariate (Gaussian) distribution. Substituting f_{DE} in (1) provides us with a family of samples of $h(z)$ that we can use to solve for the perturbations $\delta_m(z)$ using (2) (or equivalently (3)) without assuming a particular DE model. This approach uses *untrained* GP rather than *trained* GP, and calculate the goodness of fit of each sample. It is similar to the approach in [29] and [19]. The advantage of using *untrained* GP over *trained* GP is that one can perform forward modeling, and therefore is not restricted to the redshift range where the data are. This is particularly interesting in our case: since we need to solve the growth equation (2) with the correct initial conditions. By modeling f_{DE} as a GP with mean function one, we enforce that at high-redshift, the expansion history is EdS, and we can solve the growth equation. In this approach, rather than finding the best-fit hyperparameters that maximize the marginal likelihood as is commonly done[28], we use a more Bayesian approach and marginalize over the hyperparameters [19, 29, 30]. For a detailed comparison between trained and untrained GP and on the effect of marginalizing over the hyperparameters, see [31].

We perform our analysis in increasing levels of complexity. We first fix the cosmological parameters ($\Omega_{m,0}, \sigma_{8,0}$) to their fiducial value, and sample the (hyper)parameter space using Markov Chain Monte Carlo (MCMC) methods as implemented in `emcee` [32]. We then include the cosmological parameters one by one in the MCMC analysis to assess their individual effect on

the reconstructions. Table I shows the prior ranges used throughout this work. The hyperparameters (σ_f, ℓ_f) will determine the shape of f_{DE} , which together with a given value of $\Omega_{\text{m},0}$, determines the expansion history $h(z)$ through Eq.(1). Solving Eq. (2) and translating into $f\sigma_8(z)$ further requires the knowledge of $\sigma_{8,0}$ and a given shape of $G_{\text{eff}}(k, z)$. Again, in this work we restrict ourselves to the case of GR.

C. Data

1. Mocks data

To validate our method, we proceed as follows. We first generate mock data from a fiducial CPL cosmology, with $\theta^{\text{fid}} = \{\Omega_{\text{m},0}^{\text{fid}} = 0.28, w_0^{\text{fid}} = -0.95, w_a^{\text{fid}} = 0.3, \sigma_{8,0}^{\text{fid}} = 0.81\}$. In this fiducial model one has [33, 34]

$$\frac{\Omega_{\text{DE}}}{\Omega_{\text{m}}} = \frac{\Omega_{\text{DE},0}}{\Omega_{\text{m},0}} (1+z)^{3(w_0+w_a)} \exp\left(-3w_a \frac{z}{1+z}\right). \quad (6)$$

Hence for the interesting range $-1 < w_0 + w_a < 0$, while $\Omega_{\text{DE}} \rightarrow 0$ in the past, it does so more slowly than if DE was in the form of a cosmological constant Λ . As an illustration, we get for any given values $\Omega_{\text{DE},0}$ and $\Omega_{\text{m},0}$ at $z = 99$ (chosen for convenience)

$$\frac{\Omega_{\text{DE}}^{\text{fid}}}{\Omega_{\text{m}}} (z = 99) = \frac{\Omega_{\text{DE},0}}{\Omega_{\text{m},0}} f_{99}^{\text{fid}} \times 10^{-6}, \quad (7)$$

where we have defined

$$f_{99} \equiv f_{\text{DE}}(z = 99), \quad (8)$$

Using $f_{99}^{\text{fid}} = 51.64$, it is seen that the ratio $\frac{\Omega_{\text{DE}}^{\text{fid}}}{\Omega_{\text{m}}}(z = 99)$, while very tiny, is still larger by a factor 51.64 than it would be for a cosmological constant Λ . As we shall later discuss in Section III D, for the particular fiducial values chosen here, this can lead to a biased determination of $\Omega_{\text{m},0}$ and $\sigma_{8,0}$. We generate Mock SNIa, BAO, and RSD data as follows:

- SNIa: we generate Roman-like (formerly “WFIRST”) data following Tab.7 in [35]. Due to the high-computational nature of the problem, we use this compressed likelihood made of 9 points in $h(z)$. We note that these assume a flat Universe. We will refer to this dataset as “SN”.
- BAO: we simulate a DESI-like survey, following Tabs. 2.3-2.7 in [36]. More specifically, we consider the 14,000 deg^2 survey as baseline. The BAO measurements are given in terms of the combinations $H(z)r_{\text{d}}$ and $d_A(z)/r_{\text{d}}$. Since we do not include any early universe information in our analysis, we express our χ^2 in terms of the product $H_0 r_{\text{d}}$. For the method validation with mock data, and for computational reasons, we fixed $H_0 r_{\text{d}}$ to its fiducial

value². In the case of (real) current data, it is left as a free parameter, as we ignore its true value.

- RSD: we generate $f\sigma_8$ measurements for a DESI-like survey, always following Tabs. 2.3-2.7 in [36] from the fiducial cosmology. Note that these require assuming a given G_{eff} . We refer to these measurements as “RSD”.

We note at this stage that the acoustic peaks in the CMB allow for a precise determination of the quantity $100\theta_s(z_*) = 100 r_s(z_*)/r(z_*) = 1.04110 \pm 0.00031$ where $r_s(z_*)$ is the comoving sound horizon and $r(z_*)$ is the comoving distance at recombination. We use this additional constraint at recombination, hence at redshifts much larger than our numerical calculations, to check that all our models have an acceptable behaviour at very large z . Using the Planck values $z_* = 1089.92$, $r_s(z_*) = 144.4 \text{ Mpc}$ and $H_0 = 70 \text{ km s}^{-1} \text{ Mpc}^{-1}$, a calculation of the quantity $100\theta_s$ for the fiducial CPL model considered here yields 1.0427 close to the one reported by Planck [37]. Since we deal with mock data and we do not include any early-universe information in the analysis, we expect that inclusion of data at high- z will only confirm and refine our results. Similar values are obtained for the rest of the fiducial cosmologies considered in Section IV.

We performed a series of separate and joint analysis, using SN, BAO and RSD data. In the next section, we illustrate our reconstructions for a fiducial cosmology with a substantial departure from ΛCDM —depicted by the dashed line in Fig. 2—to test a “worst-case” scenario. This enables us to assess whether our framework allows for an accurate reconstruction of f_{DE} and thus, of the expansion history $h(z)$.

III. VALIDATION OF THE METHOD WITH MOCK DATA

In this section, we apply our formalism to the mock data generated above in order to validate the method in the case of GR. We first assume perfect knowledge of $(\Omega_{\text{m},0}, \sigma_{8,0})$, then we will only assume $\sigma_{8,0}$, and finally we do not assume any parameter to reconstruct the growth and expansion histories.

A. $(\Omega_{\text{m},0}, \sigma_{8,0})$ known

The left panel of Fig. 2 shows the reconstructed f_{DE} assuming perfect knowledge of $\Omega_{\text{m},0}$ and $\sigma_{8,0}$ using various combinations of SNIa, BAO and RSD data. The

² We tested including the combination $H_0 r_{\text{d}}$ as a free parameter, finding that a (Stage-IV) SN+BAO+RSD analysis is able to constrain the product to be within the 1σ region of its true (fiducial) value.

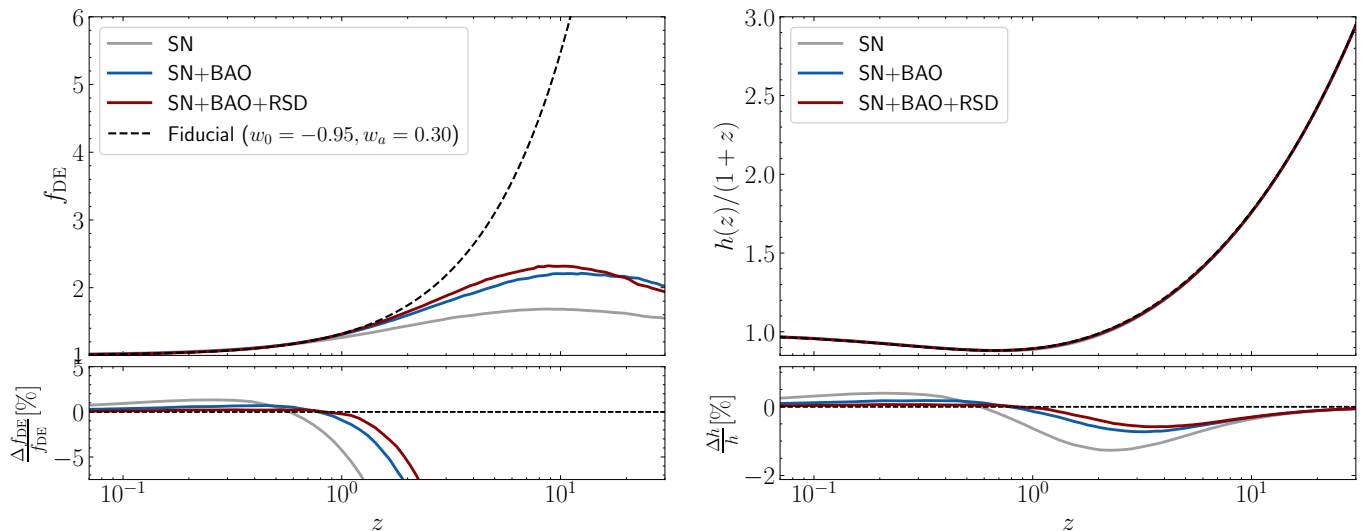


FIG. 2: Left: reconstructed f_{DE} from various combinations of the data, assuming perfect knowledge of $(\Omega_{\text{m},0}, \sigma_{8,0})$. Right: reconstructed $h(z)/(1+z)$. Solid lines and shaded regions correspond to the median and 68% confidence intervals around it, respectively. The dashed-black line correspond to the true (fiducial) cosmology used to generate the mock data.

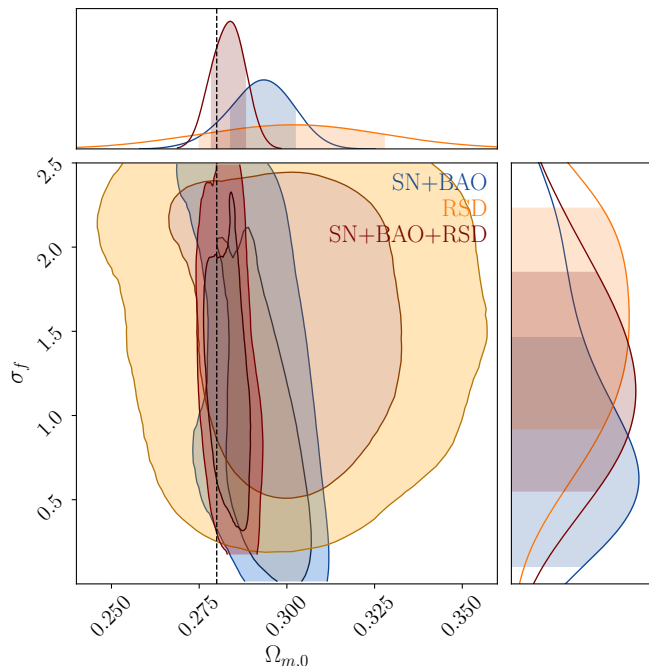


FIG. 3: Posteriors of the kernel hyperparameter σ_f vs. $\Omega_{\text{m},0}$ from various chains—assuming perfect knowledge of $\sigma_{8,0}$. It is seen that in all cases, those samples of f_{DE} with a value of $\Omega_{\text{m},0} = 0.28$ (corresponding to the truth) require a deviation from the mean (*i.e.* $\sigma_f \neq 0$). Furthermore, “background-only” probes (SN & BAO) are consistent with no deviations from the mean (*i.e.* $\sigma_f = 0$) provided $\Omega_{\text{m},0} \sim 0.31$ - close to ΛCDM ’s best-fit value. However, RSD are more sensitive to the evolution of f_{DE} and do not allow for $f_{\text{DE}} = 1$ (*i.e.* $\sigma_f \neq 0$), though the value of $\Omega_{\text{m},0}$ is essentially unconstrained.

lower panels throughout this paper show the percentage error with respect to the fiducial cosmology used to generate the data—for a given quantity X , we define $\frac{\Delta X}{X} \equiv \left(\frac{X - X^{\text{fid}}}{X^{\text{fid}}} \right) \times 100$. The DE evolution f_{DE} is well reconstructed at low- z where the data are present. At high- z , our choice of mean function $f_{\text{DE}} = 1$ ensures a EdS behaviour as expected. However, at intermediate $1.5 \lesssim z \ll 20$, f_{DE} is not reconstructed well. This is understandable because this redshift range is in the matter-dominated era, where the constraining power on f_{DE} becomes negligible. However, because of the knowledge of the fiducial $\Omega_{\text{m},0}$, the expansion history is reconstructed relatively well as shown on the right-hand panel. In this particular choice of fiducial cosmology, f_{DE} grows with redshift, and thus contributes more to the expansion rate of the universe at large- z , compared to ΛCDM . Our choice of mean function $f_{\text{DE}} = 1$ induces a slight bias towards ΛCDM , as in the absence of data f_{DE} will go back to its mean, which explains why $h(z)$ is underestimated at intermediate redshifts. At higher-redshifts, this bias becomes negligible and an accurate estimation of $\Omega_{\text{m},0}$ is more relevant, since $h(z \gg 1) \sim [\Omega_{\text{m},0}(1+z)^3]^{1/2}$. However, this bias induced in $h(1.5 < z < 25)$ is below 2%.

B. $\sigma_{8,0}$ known

We now study the effect of releasing the assumption of perfect knowledge of $\Omega_{\text{m},0}$. Instead, we now vary $\Omega_{\text{m},0}$ together with the hyperparameters in the MCMC runs. The reconstructions are shown in Fig. 4. Without perfect knowledge of $\Omega_{\text{m},0}$, the uncertainties on the recon-

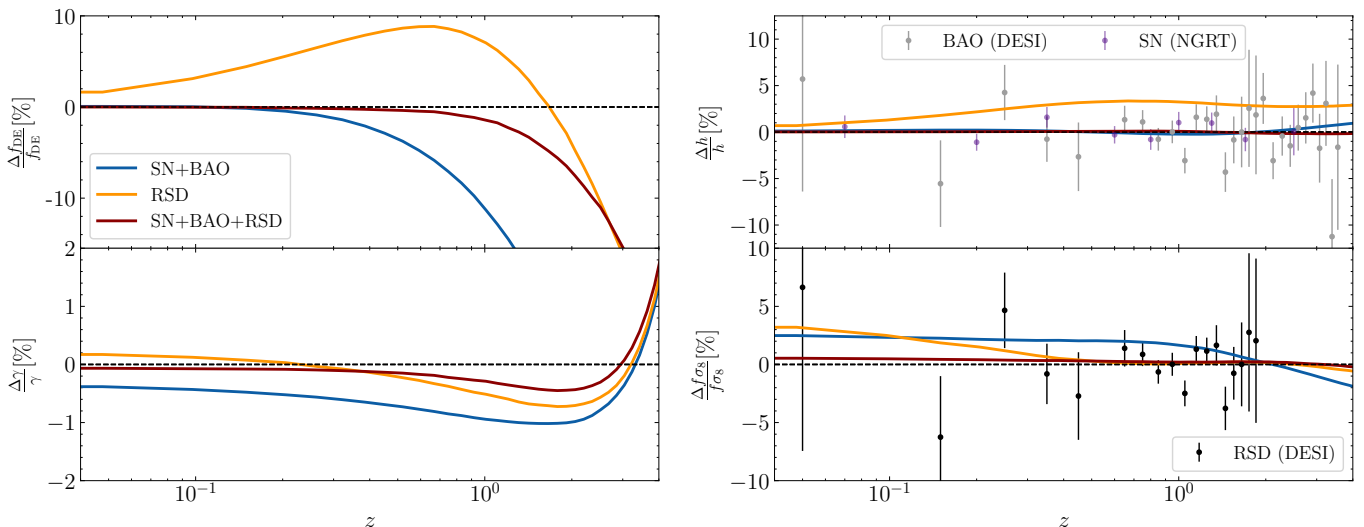


FIG. 4: Upper panels: Percent errors in the reconstructed background quantities f_{DE} (left) and $h(z)$ (right) assuming perfect knowledge of $\sigma_{8,0}$, marginalized over $\Omega_{m,0}$. Lower panels: Reconstructed (perturbed) quantities $\gamma \equiv \ln f / \ln \Omega_m$ and $f\sigma_8$ from joint analyses. Solid lines and shaded regions show the median and 1σ confidence regions around it, respectively. As shown in the upper panels, when $\Omega_{m,0}$ is free to vary, f_{DE} is not well reconstructed with SN+BAO, as background-only probes can compensate for the “lack of DE” at large- z with larger values of $\Omega_{m,0}$. This bias in $\Omega_{m,0}$ is reflected in the $f\sigma_8$ reconstructions shown in the bottom-right panel, being marginally consistent with the fiducial solution. Adding data from RSD (in red) yields a better reconstruction of the quantities of interest.

reconstructions increase, as expected. The SN+BAO reconstructions underestimate f_{DE} while the RSD-only reconstruction overestimate it for $z \leq 1$. Combining the three probes results in a more accurate and precise reconstruction of f_{DE} on this redshift range. Interestingly, while the SN+BAO reconstructions of h are overestimated at high-redshift, and the RSD-only reconstructions overestimate h over the whole redshift range, the reconstruction of h with the three probes is accurate and precise over the whole range of redshifts. We also note that the relative errors for $f\sigma_8(z)$ measurements are larger than those of BAO and SNIa at low- z , which further explains the larger uncertainty at low- z .

In the lower panels of Fig. 4, we show the reconstructions of the growth index $\gamma(z) = \ln f / \ln \Omega_m$ and $f\sigma_8(z)$ when marginalizing over $\Omega_{m,0}$, assuming GR. The dashed line shows the fiducial solution, for which $\gamma \simeq 0.55$, with a slight redshift evolution—see [38–40]. As explained before, the background probes (SN+BAO) are not able to constrain the value of $\Omega_{m,0}$ (and thus to accurately reconstruct f_{DE} —see upper panels of Fig. 4) which in turn is reflected in the reconstructed growth history $f\sigma_8$, particularly at low- z . When including RSD, and assuming the fiducial value of $\sigma_{8,0}$, the reconstructions (in orange) are much more accurate, both in γ and $f\sigma_8$. From the well-known relation $f \simeq \Omega_m^\gamma$, we see that larger values of $\Omega_{m,0}$ will require lower values of γ in order to keep the agreement with observations, as reflected in the bottom-left panel of Fig. 4 for the case of SN+BAO.

The bias in the background-only (SN+BAO) recon-

structions is understood by looking at the posterior distributions of $(\sigma_f, \Omega_{m,0})$, shown in Fig. 3. Each point in parameter space correspond to a given realization of f_{DE} and expansion history characterized by certain combinations of (σ_f, ℓ_f) and $\Omega_{m,0}$ —while $\sigma_{8,0}$ is fixed to its fiducial value. For the background-only probes (SN+BAO), the data are consistent with no deviations from the mean ($\sigma_f = 0$), provided a high value of $\Omega_{m,0} \sim 0.31$, while those samples with the true (fiducial) value of $\Omega_{m,0} = 0.28$ require $\sigma_f \neq 0$. However, redshift-space distortions are more sensitive to the nature of DE, and thus do not allow for a Λ CDM-like evolution ($f_{\text{DE}} = 1$) and require $\sigma_f \neq 0$ —at the price of losing the constraining power on $\Omega_{m,0}$. As mentioned before, when combining the three different datasets, these effects compensate and we get an accurate reconstruction of f_{DE} , and a clearer detection of $\sigma_f \neq 0$ (*i.e.* a deviation from the mean— Λ CDM), by narrowing down the allowed range of $\Omega_{m,0}$.

C. $(\Omega_{m,0}, \sigma_{8,0})$ unknown

We now release the assumption of perfect knowledge of $\Omega_{m,0}$ and $\sigma_{8,0}$ and marginalize over them. Fig. 5 shows the relative errors in the reconstructions of f_{DE} and h after marginalizing over the two cosmological parameters and the two hyperparameters. As previously, f_{DE} cannot be reconstructed accurately at $z \geq 1$. The RSD-only reconstruction underestimate f_{DE} from low redshift, and the uncertainties are quite large. The smaller uncer-

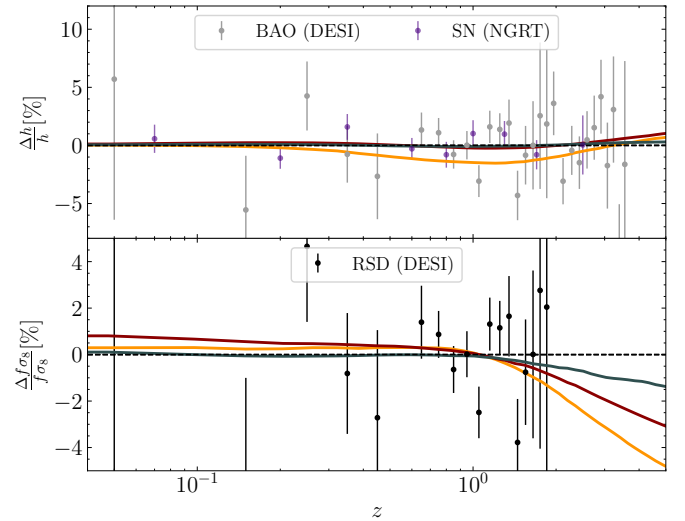
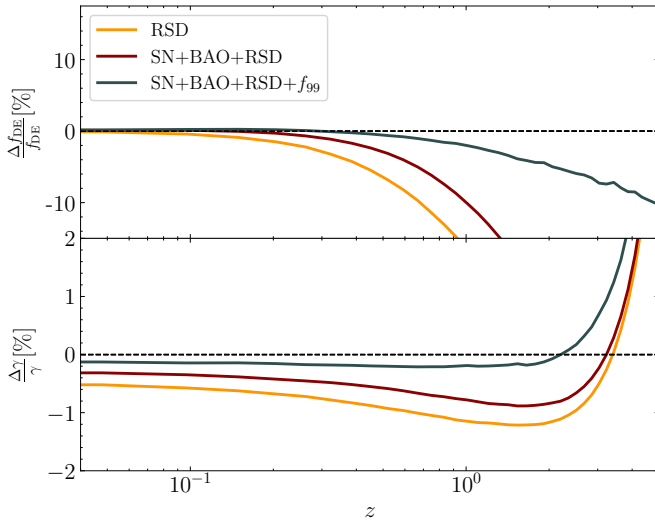


FIG. 5: Residuals from a joint analysis, marginalized over $\Omega_{m,0}$ and $\sigma_{8,0}$, assuming GR. We also compare the reconstructions with and without $f_{99} \equiv f_{DE}(z = 99) - c.f.$ Section III D. Although the uncertainties increase significantly, the reconstructions including f_{99} are in 1σ agreement with the fiducial solutions throughout the redshift range $0 < z \lesssim 10^2$.

tainties in the combined probes case yields a reconstruction within 2σ of the expansion history, with a slight overestimation at high-redshifts. This stems from the fact that we are biased towards Λ CDM’s best-fit value of $\Omega_{m,0} \sim 0.31$. Furthermore, since $\sigma_{8,0}$ is now a free parameter, and is degenerate with $\Omega_{m,0}$, we lose the ability to “narrow down” $\Omega_{m,0}$ to its “true” (fiducial) value and thus, to accurately reconstruct f_{DE} . This bias will be reflected on the growth evolution $f\sigma_8$, which depends not only on $h(z)$ but also on $\Omega_m(z)$ via the source term for the perturbations δ - see lower panels of Fig. 5, particularly the left panel showing $\gamma(z)$.

The lower panels of Fig. 5 also show the reconstructed perturbed quantities when marginalizing over both $\Omega_{m,0}$ and $\sigma_{8,0}$. In this case, as understood from the background reconstructions in the upper panel, the degeneracy between $\Omega_{m,0}$ and $\sigma_{8,0}$ causes the reconstructions of f_{DE} to be less accurate, even in the joint SN+BAO+RSD case. From the $h(z)$ -data standpoint, having “less” Dark Energy ($f_{DE} < f_{DE}^{fid}$) at large- z can be compensated by having more matter $\Omega_{m,0} > \Omega_{m,0}^{fid}$. Which enforces $\sigma_{8,0} < \sigma_{8,0}^{fid}$, while keeping the agreement with RSD observations. Thus, when $\sigma_{8,0}$ is also free to vary, we lose the constraining power on $\Omega_{m,0}$ provided by RSD measurements and therefore we do not reconstruct $f_{DE}(z \geq 0.6)$. The 2% percent bias induced in $h(z \geq 2)$ translates into a bias in $f\sigma_8(z \geq 2)$ as can be seen in the lower-right panel of Fig. 5. Despite the 2σ agreement with both $h(z)$ and $f\sigma_8(z)$ measurements, the bias in the values of $\Omega_{m,0}$ and $\sigma_{8,0}$ are clearly seen in the evolution of $\gamma(z)$ — shown on the left panels of Fig. 5.

D. Removing the Biases

As discussed before, assuming Λ CDM (*i.e.* $f_{DE} = 1$) at high- z is a reasonable assumption but can induce a bias in the reconstructions if the contribution from DE is

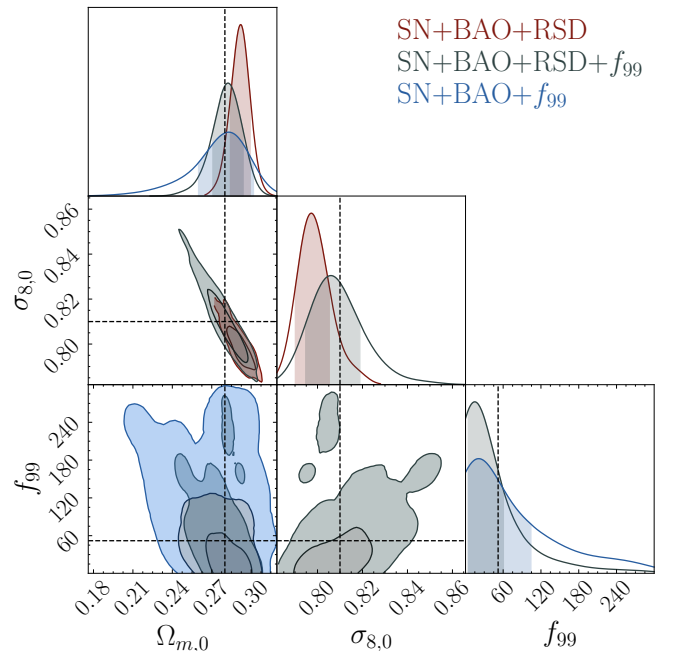


FIG. 6: Posterior distributions for the cosmological parameters in a combined analysis. By allowing for a non-negligible contribution from DE at large- z , encoded in f_{99} , we remove the bias seen before. Dashed lines indicate the fiducial values.

Datasets	$\Omega_{m,0}$	$\sigma_{8,0}$	f_{99}
SN+BAO+RSD	$0.2920^{+0.0073}_{-0.0077}$	$0.7972^{+0.008}_{-0.007}$	—
SN+BAO+ f_{99}	$0.283^{+0.019}_{-0.023}$	—	21^{+83}_{-17}
SN+BAO+RSD+ f_{99}	$0.282^{+0.011}_{-0.012}$	$0.806^{+0.013}_{-0.011}$	15^{+45}_{-11}

TABLE II: Forecasted constraints on cosmological parameters from joint analyses using data from Stage-IV surveys. We remind the reader that the fiducial values used to generate the data are $\Omega_{m,0}^{\text{fid}} = 0.28$, $\sigma_{8,0}^{\text{fid}} = 0.81$ and $f_{99}^{\text{fid}} = 51.64$.

non-negligible at such redshifts. As can be seen from Fig. 6, our contours are biased and shifted towards Λ CDM’s best-fit value - *i.e.* a higher $\Omega_{m,0}$ and lower $\sigma_{8,0}$ to compensate for the lack of DE. To deal with such a bias, we introduce an additional degree of freedom in the MCMC runs. Namely, $f_{99} \equiv f_{\text{DE}}(z = 99)$ characterizing the DE density at $z \sim 10^2$, when we start our integration. More specifically, for each step in the MCMC, we impose a value for f_{DE} at both ends of the redshift range, namely $f_{\text{DE}} = 1$ at $z = 0$ and $f_{\text{DE}} = f_{99}$ at $z = 99$ —while f_{99} is free to vary in the range $f_{99} \in [0.01, 300]$. The behaviour of f_{DE} between $0 < z < 99$ is solely determined by the data at low-redshift, without biasing our parameter inferences by assuming Λ in the past—particularly those of $\Omega_{m,0}$ and $\sigma_{8,0}$. This enables us to cover a wide variety of DE models, including those where the DE density grows with redshift and contributes as much as $\sim 0.1\%$ of the matter density at $z = 10^2$. The upper bound in our prior is motivated by the fact that observations require an epoch of matter domination for structures to efficiently form at early times ($\delta \propto a(t)$), and the latest **Pantheon+** analysis [41] on CPL cosmologies constrain $-1.1 \lesssim w_0 \lesssim -0.6$ and $-1.3 \lesssim w_a \lesssim 0.2$. We note that for our choice of fiducial cosmology (*i.e.* $w_0 = -0.95$, $w_a = 0.3$), the normalized energy density of DE is $f_{\text{DE}}(z = 99) \simeq 52$.

In Fig. 5 we compare the reconstructions with and without f_{99} . The biased case (in dark-red) is in 1σ agreement with the background observable $h(z)$ and within 2σ agreement with the growth observable $f\sigma_8(z)$, despite the clear discrepancy with the true DE evolution at $z \gtrsim 1$, depicted in the left panels. The dark gray line in Fig. 5 shows the reconstructions when including the f_{99} parameter in the runs, increasing the uncertainty on the reconstructions but being consistent with $f_{\text{DE}}^{\text{fid}}$ throughout the redshift range.

IV. RECONSTRUCTING VARIOUS FIDUCIAL COSMOLOGIES

In this section, we apply our methodology to reconstruct other (different) cosmologies. In particular, we focus on cosmologies where the behaviour of f_{DE} is different than the one presented in the previous section of this paper. First, we reconstruct a CPL model with the best-

fit parameters as obtained in the latest joint **Pantheon+** analysis [41] (including BAO and Planck data). We also consider two additional examples, namely the Phenomenological Emergent Dark Energy (PEDE) [42] and the Transitional Dark Energy (TDE) [43] models.

- **CPL***: We take the best-fit values for the CPL cosmology in the latest **Pantheon+** analysis [41]. These correspond to $\theta^{\text{fid}} = \{\Omega_{m,0}^{\text{fid}} = 0.31, w_0^{\text{fid}} = -0.85, w_a^{\text{fid}} = -0.6\}$ and we fix $\sigma_{8,0}^{\text{fid}} = 0.81$. We denote this CPL* to distinguish it from the fiducial cosmology presented in §III.
- **PEDE**: Similarly, for the PEDE model we fix $\theta^{\text{fid}} = \{\Omega_{m,0}^{\text{fid}} = 0.31, \sigma_{8,0}^{\text{fid}} = 0.81\}$ with $w(z)$ given by Eq. (6) in [42]
- **TDE**: For the TDE model [43], the cosmological parameters are $\theta^{\text{fid}} = \{\Omega_{m,0}^{\text{fid}} = 0.31, w_0^{\text{fid}} = -0.8, w_1^{\text{fid}} = -2.0, z_t^{\text{fid}} = 1.0, \Delta_z^{\text{fid}} = 0.2, \sigma_{8,0}^{\text{fid}} = 0.81\}$ with the expression for $w(z)$ given by Eq. (4.2) in [44].

The $f_{\text{DE}}(z)$ and $h(z)$ reconstructions for the corresponding cosmologies are shown in Fig. 7, when marginalizing over the cosmological+hyper parameters and using SN+BAO+RSD data.

The f_{DE} (and thus $h(z)$) reconstructions in the CPL and PEDE cosmologies are accurate within 1σ across the entire redshift range $0 < z < 4$. In such cosmologies, the energy density of DE smoothly decreases with redshift, and as such, contribute even less than the Λ -term to the energy budget of the universe at $z \sim 10^2$, and thus our assumption of an EdS universe at such redshift is well-justified. In the case of larger departures from Λ CDM, as in the case of TDE shown in red, the reconstructions are able to capture the “increasing” trend in f_{DE} at low- z ($z \lesssim 1$), where the data are abundant and DE dominates, but tend to go back to the mean ($f_{\text{DE}} \sim 1$) where the constraining power on DE is lost—both because the quality of the data decreases, and because matter becomes the dominant component. This translates into $\lesssim 2\%$ deviations in terms of $h(z)$, while being consistent within 2σ with the fiducial expansion and growth histories. Interestingly, in all cases the f_{DE} reconstructions are in tension—at $\gtrsim 2\sigma$ —with Λ CDM ($f_{\text{DE}} \equiv 1$) for $z \lesssim 1$.

V. DISCUSSIONS AND CONCLUSIONS

In this work a method is presented for the joint reconstruction of the cosmic expansion and growth histories up to large redshifts $z \lesssim 100$ using Gaussian processes. When using Gaussian processes, the problem to be solved is the scarcity or even the total absence of data for $z \gtrsim 2$. On the other hand as we expect most DE models to behave like a quasi Einstein de Sitter universe on these intermediate redshifts, we chose to

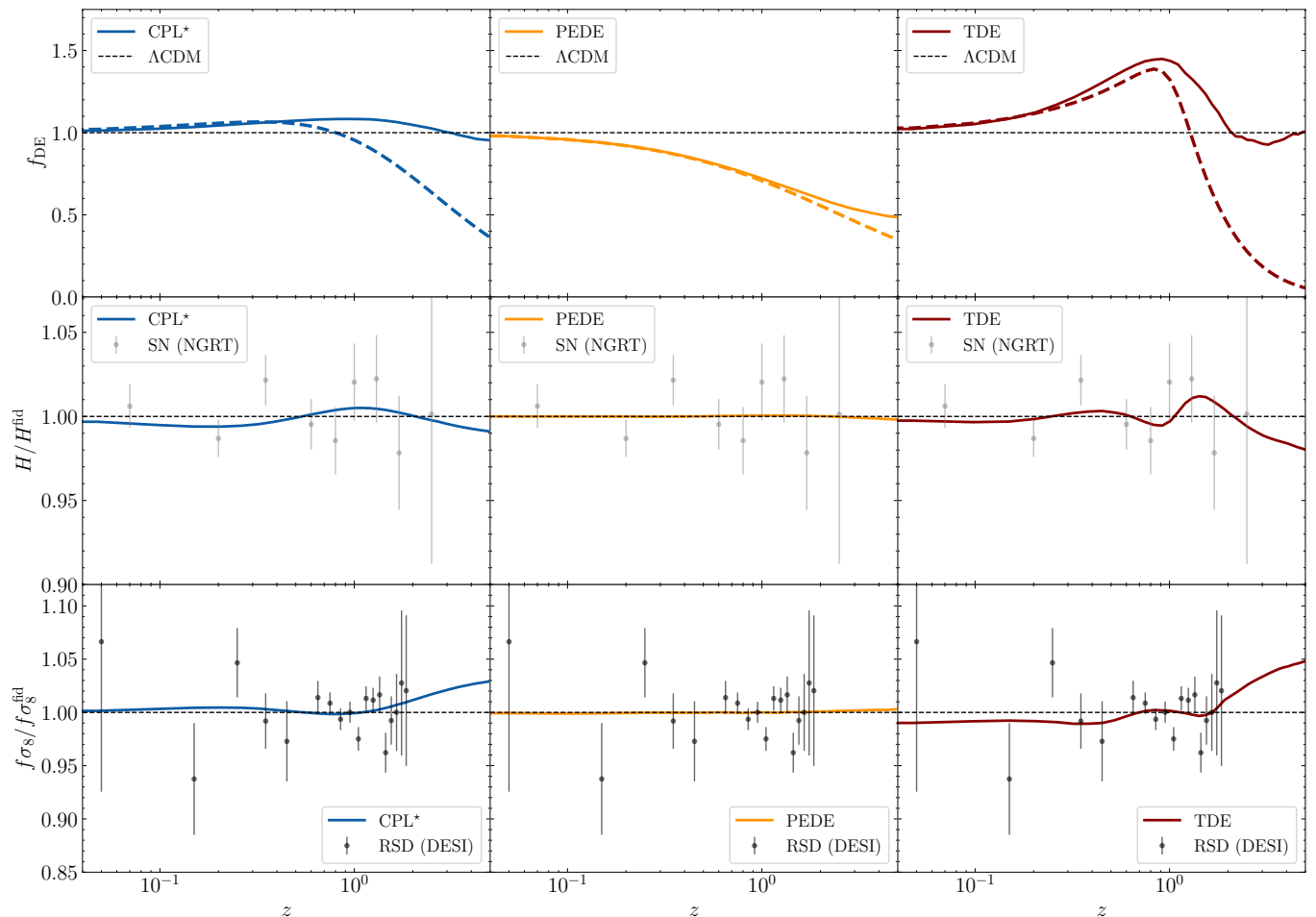


FIG. 7: Reconstructions of various (different) fiducial cosmologies. Solid lines and shaded regions correspond to median and 95% C.L. around it, respectively. Dashed-colored lines in the upper panels depict the “true” behaviour of $f_{\text{DE}}(z)$ for the different cosmologies. In the lower panels, the corresponding observables $H(z)$ and $f\sigma_8(z)$ normalized to the correct solution in the fiducial cosmology.

model $f_{\text{DE}} \sim \mathcal{GP}$ with mean function 1 while only assuming flat FLRW+GR. This is a sufficient condition to impose an EdS behaviour at high-redshifts. These reasonable assumptions leave the DE evolution to be solely determined by the data at low- z . Hence we emphasize the flexibility of our method with respect to the possible DE phenomenologies at low- z where DE dominates and where specific models leave their imprint in observations. We tested the efficiency of our method in jointly reconstructing the cosmic expansion and growth histories by simulating mock data for the upcoming generation of cosmological surveys and for various dark energy models. In §III we extensively discuss the reconstruction of a fiducial CPL cosmology with $w_0 = -0.95$ and $w_a = 0.3$ (hence with a rather strong evolution of w upwards for growing z) which is at the limit of being excluded by current data (e.g. Pantheon+ [41]), in other words we choose to test our method with a “worst-case” scenario which departs substantially from a cosmological constant at large redshifts while still obeying an EdS like behaviour at high- z .

The successful reconstruction of this fiducial cosmology implemented through the introduction of the parameter f_{99} means that it will work as well, perhaps even without making use of f_{99} , for most DE models including Phenomenological Emergent Dark Energy (PEDE) or Transitional Dark Energy (TDE) models (see Fig. 7) which generically do not contribute much to the energy budget at high- z . We have shown that f_{DE} reconstruction from stage-IV surveys can potentially detect deviations from ΛCDM at more than 2σ . We believe the joint reconstruction method presented here, which was refined in order to capture a small amount of DE at high redshifts when $\Omega_{\text{DE}} \rightarrow 0$ though not as quickly as in ΛCDM , can address such tracking (non-interacting smooth) DE as well. We conjecture that by including information at higher- z (e.g. CMB distance priors), we could potentially “constrain” the contribution of (early) DE at $z \sim z_{\text{rec}}$ by further constraining f_{99} . We also expect that our approach can be extended to more cosmologies, and that a non-vanishing spatial curvature or the effect of massive neutrinos can

be constrained accurately. We finally expect interesting results can be obtained for modified gravity DE models and we leave all these developments for future work.

ACKNOWLEDGEMENTS

BL acknowledges the support of the National Research Foundation of Korea (NRF-2019R1I1A1A01063740) and

the support of the Korea Institute for Advanced Study (KIAS) grant funded by the government of Korea. AS would like to acknowledge the support by National Research Foundation of Korea NRF2021M3F7A1082053, and the support of the Korea Institute for Advanced Study (KIAS) grant funded by the government of Korea. AAS was partly supported by the project number 0033-2019-0005 of the Russian Ministry of Science and Higher Education.

-
- [1] S. Weinberg, The Cosmological Constant Problem, *Rev. Mod. Phys.* **61**, 1 (1989).
- [2] V. Sahni and A. A. Starobinsky, The Case for a positive cosmological Lambda term, *Int. J. Mod. Phys. D* **9**, 373 (2000), [arXiv:astro-ph/9904398](#).
- [3] J. S. Bullock and M. Boylan-Kolchin, Small-scale challenges to the Λ CDM paradigm, *Annual Review of Astronomy and Astrophysics* **55**, 343 (2017), <https://doi.org/10.1146/annurev-astro-091916-055313>.
- [4] L. Perivolaropoulos and F. Skara, Challenges for Λ CDM: An update (2021), [arXiv:2105.05208 \[astro-ph.CO\]](#).
- [5] A. G. Riess, W. Yuan, L. M. Macri, D. Scolnic, D. Brout, S. Casertano, D. O. Jones, Y. Murakami, L. Breuval, T. G. Brink, A. V. Filippenko, S. Hoffmann, S. W. Jha, W. D. Kenworthy, J. Mackenty, B. E. Stahl, and W. Zheng, A Comprehensive Measurement of the Local Value of the Hubble Constant with 1 km/s/Mpc Uncertainty from the Hubble Space Telescope and the SH0ES Team (2022), [arXiv:2112.04510 \[astro-ph.CO\]](#).
- [6] E. Di Valentino *et al.*, Snowmass2021 - letter of interest cosmology intertwined II: The Hubble constant tension, *Astroparticle Physics* **131**, 102605 (2021).
- [7] E. Di Valentino *et al.*, Cosmology intertwined III: $f\sigma_8$ and S_8 , *Astroparticle Physics* **131**, 102604 (2021).
- [8] E. Di Valentino, O. Mena, S. Pan, L. Visinelli, W. Yang, A. Melchiorri, D. F. Mota, A. G. Riess, and J. Silk, In the realm of the Hubble tension—a review of solutions, *Classical and Quantum Gravity* **38**, 153001 (2021).
- [9] T. Clifton, P. G. Ferreira, A. Padilla, and C. Skordis, Modified gravity and cosmology, *Physics Reports* **513**, 1–189 (2012).
- [10] A. A. Starobinsky, How to determine an effective potential for a variable cosmological term, *JETP Lett.* **68**, 757 (1998), [arXiv:astro-ph/9810431](#).
- [11] A. Shafieloo, U. Alam, V. Sahni, and A. A. Starobinsky, Smoothing supernova data to reconstruct the expansion history of the Universe and its age, *MNRAS* **366**, 1081 (2006), [astro-ph/0505329](#).
- [12] A. Shafieloo, Model-independent reconstruction of the expansion history of the Universe and the properties of dark energy, *MNRAS* **380**, 1573 (2007), [astro-ph/0703034](#).
- [13] U. Alam, V. Sahni, and A. A. Starobinsky, Reconstructing Cosmological Matter Perturbations using Standard Candles and Rulers, *Astrophys. J.* **704**, 1086 (2009), [arXiv:0812.2846 \[astro-ph\]](#).
- [14] A. Shafieloo and C. Clarkson, Model independent tests of the standard cosmological model, *Phys. Rev. D* **81**, 083537 (2010), [arXiv:0911.4858 \[astro-ph.CO\]](#).
- [15] A. Shafieloo, A. G. Kim, and E. V. Linder, Gaussian process cosmography, *Phys. Rev. D* **85**, 123530 (2012), [arXiv:1204.2272 \[astro-ph.CO\]](#).
- [16] A. Shafieloo, A. G. Kim, and E. V. Linder, Model independent tests of cosmic growth versus expansion, *Phys. Rev. D* **87**, 023520 (2013), [arXiv:1211.6128 \[astro-ph.CO\]](#).
- [17] B. L’Huillier and A. Shafieloo, Model-independent test of the FLRW metric, the flatness of the Universe, and non-local estimation of $H_0 r_d$, *J. Cosmology Astropart. Phys.* **1**, 015 (2017), [arXiv:1606.06832](#).
- [18] B. L’Huillier, A. Shafieloo, and H. Kim, Model-independent cosmological constraints from growth and expansion, *MNRAS* **476**, 3263 (2018), [arXiv:1712.04865](#).
- [19] B. L’Huillier, A. Shafieloo, D. Polarski, and A. A. Starobinsky, Defying the laws of gravity I: model-independent reconstruction of the Universe expansion from growth data, *MNRAS* **494**, 819 (2020), [arXiv:1906.05991 \[astro-ph.CO\]](#).
- [20] M. Raveri, L. Pogosian, K. Koyama, M. Martinelli, A. Silvestri, G.-B. Zhao, J. Li, S. Peirone, and A. Zucca, A joint reconstruction of dark energy and modified growth evolution (2021), [arXiv:2107.12990 \[astro-ph.CO\]](#).
- [21] R. Arjona, A. Melchiorri, and S. Nesseris, Testing the Λ CDM paradigm with growth rate data and machine learning, *ArXiv e-prints* (2021), [arXiv:2107.04343 \[astro-ph.CO\]](#).
- [22] S. Nesseris *et al.*, Euclid: Forecast constraints on consistency tests of the Λ CDM model, *ArXiv e-prints* (2021), [arXiv:2110.11421 \[astro-ph.CO\]](#).
- [23] P. A. R. Ade *et al.* (Planck), Planck 2015 results. XIII. Cosmological parameters, *Astron. Astrophys.* **594**, A13 (2016), [arXiv:1502.01589 \[astro-ph.CO\]](#).
- [24] B. Boisseau, G. Esposito-Farèse, D. Polarski, and A. A. Starobinsky, Reconstruction of a Scalar-Tensor Theory of Gravity in an Accelerating Universe, *Phys. Rev. Lett.* **85**, 2236 (2000), [arXiv:gr-qc/0001066 \[gr-qc\]](#).
- [25] T. Holsclaw, U. Alam, B. Sansó, H. Lee, K. Heitmann, S. Habib, and D. Higdon, Nonparametric reconstruction of the dark energy equation of state, *Phys. Rev. D* **82**, 103502 (2010), [arXiv:1009.5443 \[astro-ph.CO\]](#).
- [26] T. Holsclaw, U. Alam, B. Sansó, H. Lee, K. Heitmann, S. Habib, and D. Higdon, Nonparametric Dark Energy Reconstruction from Supernova Data, *Phys. Rev. Lett.* **105**, 241302 (2010), [arXiv:1011.3079 \[astro-ph.CO\]](#).
- [27] T. Holsclaw, U. Alam, B. Sansó, H. Lee, K. Heitmann, S. Habib, and D. Higdon, Nonparametric reconstruction of the dark energy equation of state from diverse data sets, *Phys. Rev. D* **84**, 083501 (2011), [arXiv:1104.2041](#)

- [astro-ph.CO].
- [28] C. Rasmussen and C. Williams, *Gaussian Processes for Machine Learning*, Adaptive computation and machine learning series (University Press Group Limited, 2006).
- [29] S. Joudaki, M. Kaplinghat, R. Keeley, and D. Kirkby, Model independent inference of the expansion history and implications for the growth of structure, *Phys. Rev. D* **97**, 123501 (2018), arXiv:1710.04236 [astro-ph.CO].
- [30] J. Ruiz-Zapatero, C. García-García, D. Alonso, P. G. Ferreira, and R. D. P. Grumitt, Model-independent constraints on Ω_m and $H(z)$ from the link between geometry and growth, ArXiv e-prints (2022), arXiv:2201.07025 [astro-ph.CO].
- [31] S.-g. Hwang, B. L’Huillier, R. Keeley, A. Shafieloo, and M. J. Jee (2022).
- [32] D. Foreman-Mackey, D. W. Hogg, D. Lang, and J. Goodman, emcee: The MCMC Hammer, *Publications of the Astronomical Society of the Pacific* **125**, 306–312 (2013).
- [33] M. Chevallier and D. Polarski, Accelerating Universes with Scaling Dark Matter, *Int. J. Mod. Phys. D* **10**, 213 (2001), gr-qc/0009008.
- [34] E. V. Linder, Exploring the Expansion History of the Universe, *Physical Review Letters* **90**, 091301 (2003), astro-ph/0208512.
- [35] A. G. Riess *et al.*, Type Ia Supernova Distances at Redshift > 1.5 from the Hubble Space Telescope Multi-cycle Treasury Programs: The Early Expansion Rate, *Astrophys. J.* **853**, 126 (2018), arXiv:1710.00844 [astro-ph.CO].
- [36] A. Aghamousa *et al.* (DESI), The DESI Experiment Part I: Science, Targeting, and Survey Design, ArXiv e-prints (2016), arXiv:1611.00036 [astro-ph.IM].
- [37] N. Aghanim *et al.* (Planck), Planck 2018 results. VI. Cosmological parameters, *Astron. Astrophys.* **641**, A6 (2020), [Erratum: *Astron. Astrophys.* 652, C4 (2021)], arXiv:1807.06209 [astro-ph.CO].
- [38] D. Polarski, A. A. Starobinsky, and H. Giacomini, When is the growth index constant? (2016), arXiv:1610.00363 [astro-ph.CO].
- [39] R. Calderon, D. Felbacq, R. Gannouji, D. Polarski, and A. A. Starobinsky, Global properties of the growth index of matter inhomogeneities in the universe, *Phys. Rev. D* **100**, 083503 (2019), arXiv:1908.00117 [astro-ph.CO].
- [40] R. Calderon, D. Felbacq, R. Gannouji, D. Polarski, and A. A. Starobinsky, Global properties of the growth index: mathematical aspects and physical relevance, *Phys. Rev. D* **101**, 103501 (2020), arXiv:1912.06958 [astro-ph.CO].
- [41] D. Brout *et al.*, The Pantheon+ Analysis: Cosmological Constraints, ArXiv e-prints (2022), arXiv:2202.04077 [astro-ph.CO].
- [42] X. Li and A. Shafieloo, A simple phenomenological emergent dark energy model can resolve the hubble tension, *The Astrophysical Journal* **883**, L3 (2019).
- [43] R. E. Keeley, S. Joudaki, M. Kaplinghat, and D. Kirkby, Implications of a transition in the dark energy equation of state for the h_0 and σ_8 tensions, *Journal of Cosmology and Astroparticle Physics* **2019** (12), 035–035.
- [44] H. Koo, R. E. Keeley, A. Shafieloo, and B. L’Huillier, Bayesian vs frequentist: Comparing bayesian model selection with a frequentist approach using the iterative smoothing method (2022), arXiv:2110.10977 [astro-ph.CO].