

Does the GRB duration depend on redshift?

I. Horvath^{1,*}, I.I. Rácz¹, Z. Bagoly², L.G. Balázs^{3,4} and S. Pinter¹

¹ University of Public Service, Budapest, Hungary

² Department of Physics of Complex Systems, Eötvös Loránd University, Budapest, Hungary

³ Department of Astronomy, Eötvös Loránd University, Budapest, Hungary

⁴ Konkoly Observatory, Research Centre for Astronomy and Earth Sciences, Budapest, Hungary

* Correspondence: horvath.istvan@uni-nke.hu

Abstract: Several hundreds Gamma-ray Burst (GRB) redshift had been determined so far. One of the other important properties –besides the distance– of the GRBs is the duration of the burst. This article statistically analyses these two important quantities of the phenomena. In this paper we map of the two-dimensional distribution and explore some suspicious areas. As it is well known the short GRBs are closer than the others hence we search for parts in the Universe where the GRBs duration different from the others. We also analyse whether there are any range in the duration where the redshifts are differing. We find some suspicious areas, however, no other significant region was found than the short GRBs region.

Keywords: gamma-ray burst: general; gamma-rays: general; methods: data analysis; methods: statistical; cosmology: large-scale structure of Universe; cosmology: observations

1. Introduction

Gamma-ray bursts (GRBs) are the most energetic phenomena in the universe, which can be detected up to very high redshifts ($z = 8.2$ spectroscopically [1,2] and $z = 9$ by photometry [3]). Although there are indications that there are more GRB groups [4–16] other than the classical short and long dichotomy [17,18], in this paper we deal only with short (SGRB) and long (LGRB) gamma-ray bursts. The cosmological origin of gamma-ray bursts (GRBs) is well established (e.g. Mészáros and Gehrels [19]). Assuming that the Universe exhibits large-scale homogeneity and isotropy, the same is also expected for GRBs. GRBs so far the only objects which are sampling the observable Universe as a whole, thus the large-scale angular isotropy of the sky distribution of GRBs has been well studied over the last decades. Most of these studies have demonstrated that the sky distribution of GRBs is isotropic [20–26].

However, there are indications for some large-scale anisotropy in space distribution of quasars [27] and GRBs [28–32]. Some GRB subsamples appear to deviate significantly from isotropy. Balázs *et al.* [22] and Vavrek *et al.* [26] reported that the angular distributions of short and long GRBs are different, while Řípa [33], Řípa and Shafieloo [34,35] analyzed the isotropy of Fermi GRBs according to their properties (duration, fluences, peak fluxes).

Cline *et al.* [36] found that the angular distributions of very short GRBs are anisotropic, and Magliocchetti *et al.* [25] reported that the short GRB class in general deviates from angular isotropy. Mészáros *et al.* [24] and Litvin *et al.* [37] wrote that the angular distribution of intermediate duration (T_{90}) GRBs is not isotropic. LGRBs are believed to produce from core-collapsed supernovae (SNe) [38–40] which is supported by observations that some GRBs associated with SNe, (e.g., Hjorth *et al.* [41], Stanek *et al.* [42]). This model implies that the LGRB event rate should trace the cosmic star formation rate [43–46]. They generally

Citation: Horvath, I.; Racz, I.I.; Bagoly, Z.; Balazs L.G.; Pinter, S. Does the GRB duration depend on redshift?. *Universe* 2021, 1, 0. <https://doi.org/>

Received:

Accepted:

Published:

Publisher's Note: MDPI stays neutral with regard to jurisdictional claims in published maps and institutional affiliations.

Copyright: © 2022 by the authors. Submitted to *Universe* for possible open access publication under the terms and conditions of the Creative Commons Attribution (CC BY) license (<https://creativecommons.org/licenses/by/4.0/>).

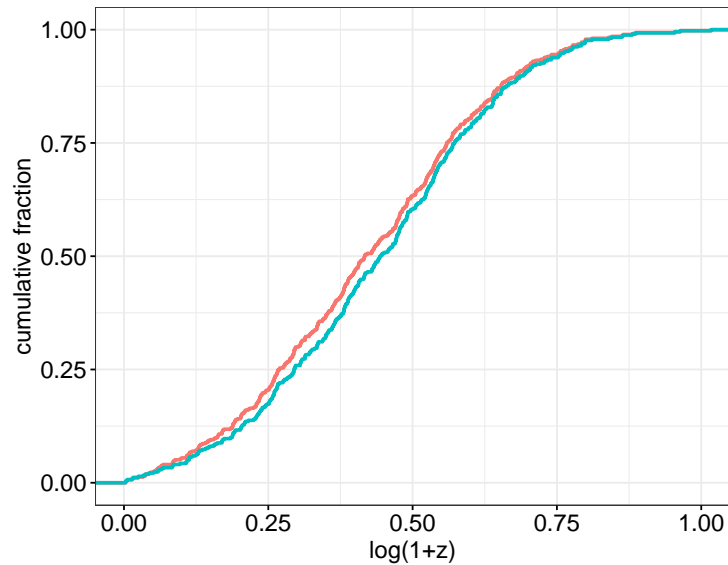


Figure 1. The redshift cumulative distributions of the 474 bursts (red) and the 421 non-short ($T_{90} \geq 5s$) GRBs' (blue) which had known redshift and duration.

occur in faint, blue, low-mass star-forming galaxies [47,48] and also in the bright regions of their hosts [49–51]

2. Duration versus redshift distribution analyses

Nowadays, nearly five hundred redshifts were observed for GRBs. The Caltech GRBOX web-page contains the biggest part of them¹, therefore in this analysis we use their data set. Among these 487 GRBs 474 had duration information as well. We study these bursts spatial distributions.

On Fig. 1 the cumulative distribution of the redshifts of the 474 GRBs can be seen: one can observe that the $\sim 60\%$ of the GRBs are in the $\log(1+z) = (0.25 - 0.6)$ range.

2.1. Comparison with the whole sample redshifts

Fig. 2 shows the redshift vs. duration (T_{90}) distribution of the 474 GRBs. To study whether the redshift distribution depend on duration (T_{90}) parameter, one can use several statistical tests. Here we ordered the GRBs by duration and chose n consecutive ones. This group's redshift distribution was compared with the complementary $474 - n$ GRBs' redshift distribution using Kolmogorov-Smirnov test (KS). (Note: in this paper we use 10 base logarithm, therefore \log always means \log_{10} .)

We compared the redshift distributions starting the group at the k th position. We did this process for different group sizes from $n = 8$ to $n = 99$. As an example Fig. 3 shows the KS p value's dependence of k for $n = 20, 42$ and 65 , respectively. The green (0.0455) and blue (0.0027) lines show 2 and 3 sigma significance, respectively.

2.2. Comparison with the 421 non-short GRBs' redshifts

From the KS tests results on Fig. 3 one can see that the biggest deviations are for the shortest bursts. It has been well known that these short GRBs are typically closer in distance

¹ <http://www.astro.caltech.edu/grbox/grbox.php>

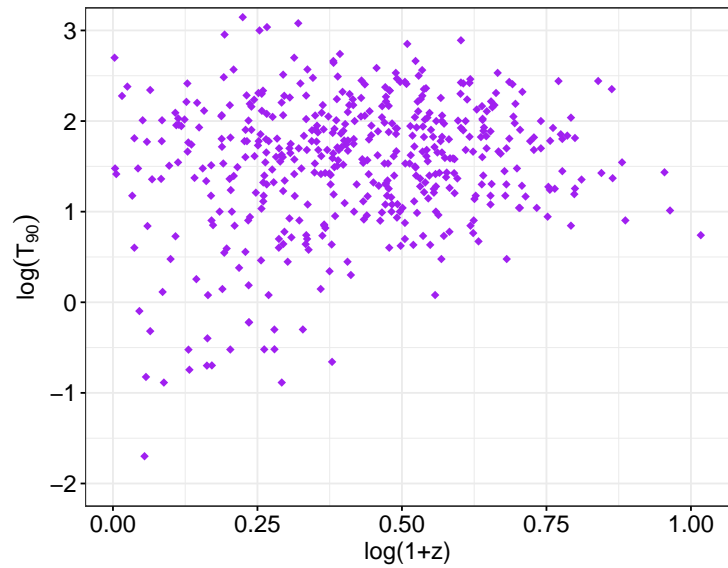


Figure 2. Duration (T_{90}) vs. $\log(1+z)$ distribution of the 474 GRBs with known redshift and duration.

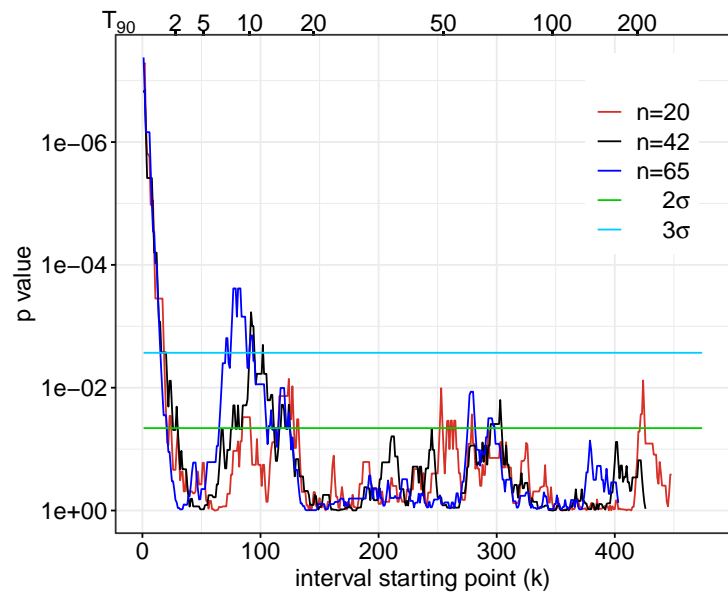


Figure 3. One can order the 474 GRBs according to their T_{90} . $n=20$ (red), $n=42$ (black) and $n=65$ (blue) consecutive GRBs were chosen and compared their z distribution with the complementary $474-n$ GRBs' redshift distributions. This figure shows the KS test p value as a function of the starting number of the n GRBs. Green (light blue) line marks the 2σ (3σ) significance level.

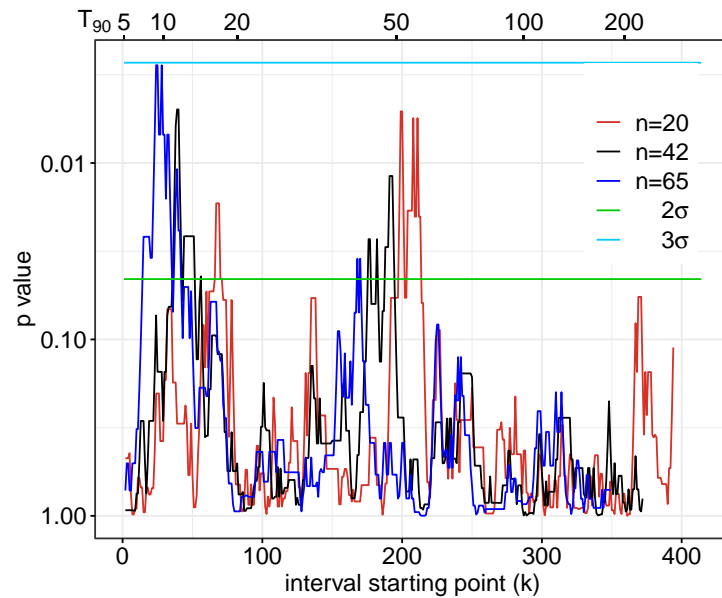


Figure 4. We ordered the 421 non-short GRBs ($T_{90} < 5\text{s}$) according to their T_{90} . $n=20$ (red), $n = 42$ (black) and $n = 65$ (blue) consecutive GRBs were chosen and was compared their z distribution with the complementary $421 - n$ GRBs' redshift distributions'. This figure shows the KS test p value as a function of a starting number of the n GRBs. Green (light blue) line marks the 2σ (3σ) significance level.

than long GRBs [52–54]. Some believe that 2 seconds is the border between short and long bursts [20], however many studies show the border is not that obvious [22–24,55].

As the different groups' T_{90} distributions are quite wide, we chose the $T_{90} = 5.0\text{s}$ for this division to make sure there are no short GRBs in the sample. This means the first 53 GRBs ($T_{90} \leq 5\text{s}$) were not used for calculating the distribution of the long GRBs' redshift distribution. (For the difference of the 421 long GRBs' distribution and the whole 474 GRBs sample distribution see Fig. 1.) Then we repeated the method which was described in Sect. 2.1. We also did this process from $n = 8$ to $n = 99$. Fig. 4 shows the KS p value's dependence of k for $n = 20, 42$ and 65 respectively. The green (0.0455) and blue (0.0027) lines show 2 and 3 sigma significance, resp.

Fig. 5 shows the two parameter (n , duration) KS p value. Note that the short part was cut from the figures, since p is extremely low in the short duration area (see Fig. 3), which also means high significance. This means the short GRBs redshift distribution differ in a very high significance level from the long duration GRBs redshift distribution. We call this part of the GRBs' distribution AREA1.

The p value reaches 0.0027 in three area. The aforementioned short duration part (AREA1), the T_{90} (16s, 20s) interval (AREA2) with about n between 12 and 21, and the T_{90} (49s, 61s) interval (AREA3) with about n between 23 and 36. The p value reaches 0.0455 in only four area. The three aforementioned areas and the T_{90} (9s, 21s) interval (AREA4) with about n between 59 and 68. Fig. 6 and Fig. 7 show the cumulative redshift distribution of AREA3-4.

2.3. The redshift vs. T_{90} method

One can make a similar analysis by swapping the variables: order the GRBs by redshift, select a redshift interval, then compare the duration distribution of this subsample with

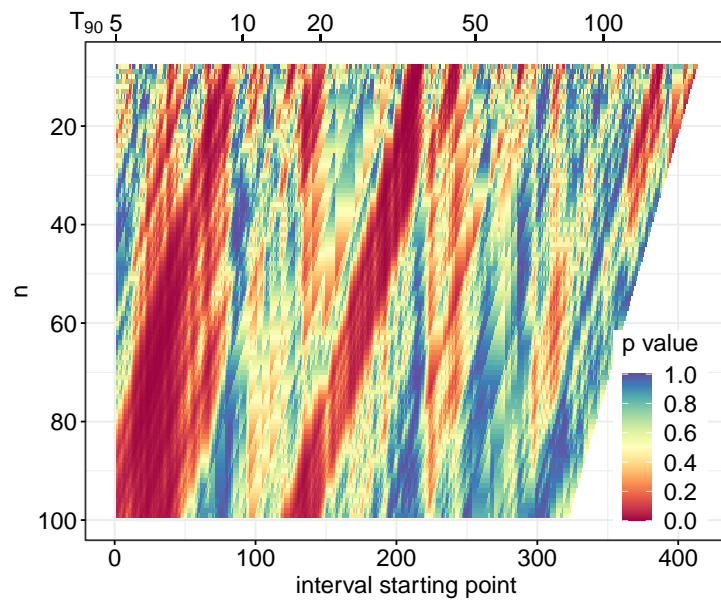


Figure 5. The two parameter (n , duration) KS test p value contour plot. Using the 421 non-short GRBs.

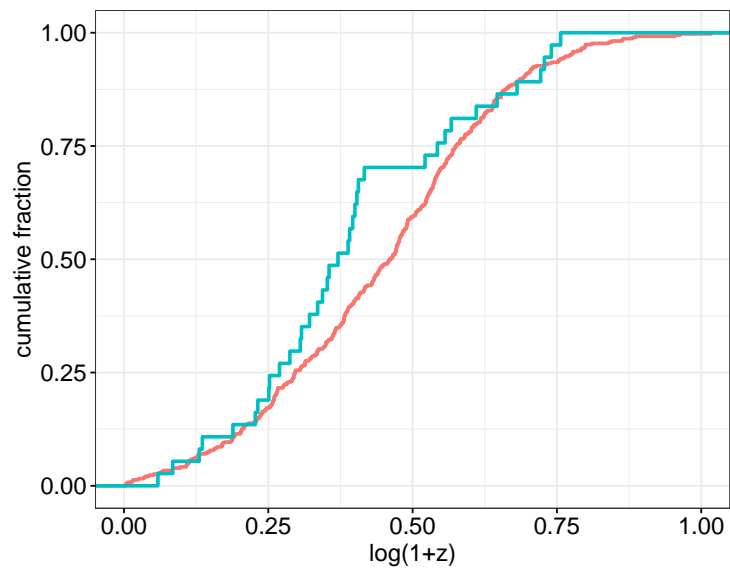


Figure 6. Cumulative redshift distribution of AREA3 GRBs ($49s < T_{90} < 61s$) is marked with blue. Red line is the 421- n GRBs' redshift distribution. These bursts tend to be closer than the others.

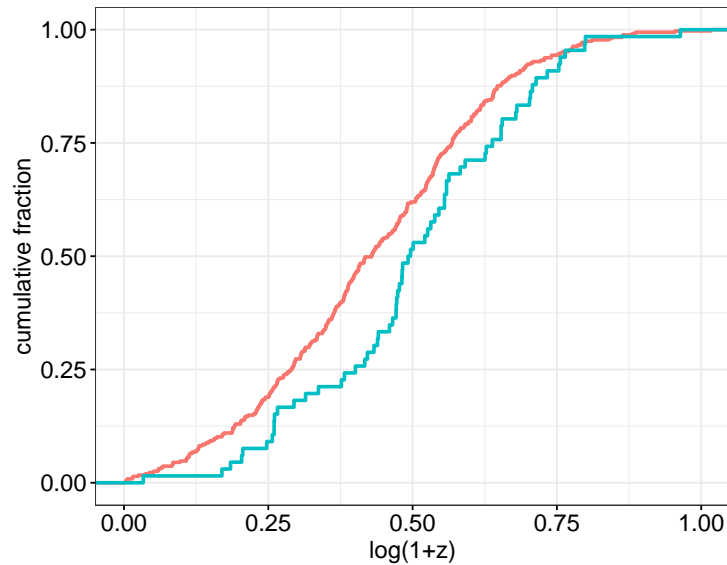


Figure 7. Cumulative redshift distribution of AREA4 GRBs ($9s < T_{90} < 21s$) is marked with blue. Red line is the 421- n GRBs' redshift distribution. These bursts tend to be farther than the others.

the duration distribution of the complementary sample. Since there are few short bursts with redshift bigger than one we omitted the 53 GRBs which had $T_{90} \leq 5s$. Therefore, we analysed the remaining 421 GRBs. Here we ordered the GRBs by redshift and chose the closest, consecutive n GRBs and compared the n closest GRBs' duration distribution with the $421 - n$ GRBs' duration distribution, performing the Kolmogorov-Smirnov test (KS). We repeat this process starting from the k th GRB and repeated the process with a block size of n running from 8 to 99.

Fig. 8 shows the two parameter (n , redshift) p value. The p value reaches 0.0027 in two area. the $1.49 < z < 1.61$, $19 < n < 38$ (AREA5) and $2.91 < z < 3.075$, $11 < n < 19$ (AREA6). Fig. 9 and Fig. 10 show the cumulative redshift distribution of AREA5-6.

3. Summary & conclusions

Several hundreds GRB redshift had been determined so far. Some of the most important properties of the GRBs are the duration and the redshift of the bursts. In this paper we analysed 474 GRBs which had duration and redshift information as well. The most significant interrelation between these two quantities that the short GRBs redshifts are significantly smaller (we call this AREA1). Therefore, in this research we excluded the short GRBs (to be sure we choose the $T_{90} > 5s$) and we analysed the remaining 421 GRBs.

We choose a certain number ($n = 8 - 99$) GRBs which had a certain duration in an interval and compared their redshifts with the remaining GRBs redshift distribution. We find three interval where the redshift distribution was different than in the rest of the GRBs (see Fig. 6 and Fig. 7). AREA2 (T_{90} is between 16s, 20s and n between 12 and 21) and AREA4 ($T_{90}=(9s, 21s)$, $n=(59, 68)$) bursts are tend to be farther and AREA3 ($T_{90}=(49s, 61s)$, $n=(23, 36)$) GRBs are tend to be closer than the average. (It should be noted that the one-block KS significances will be lower as the whole sample because we do many, non-independent statistical tests.)

We also analysed the other way, chose a redshift interval and checked whether the T_{90} distribution in this interval different than the remaining GRBs duration distribution (see

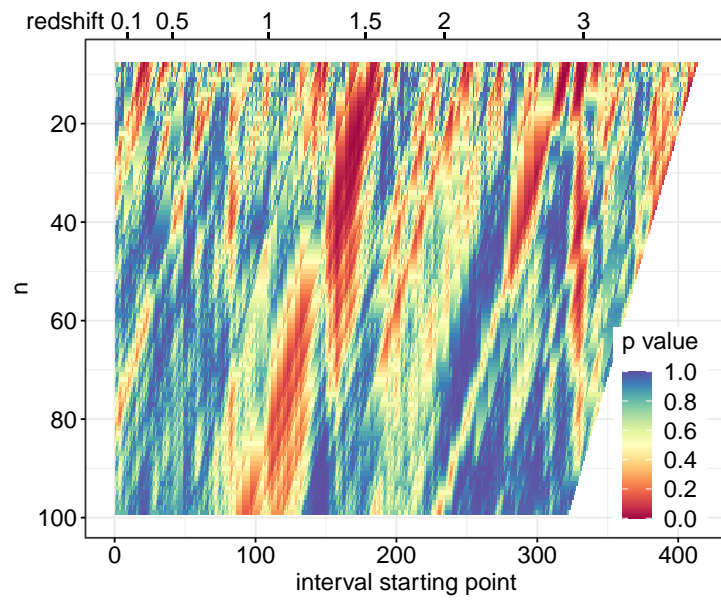


Figure 8. The two parameter (n , redshift) KS p value surface plot. Using the 421 non-short GRBs.

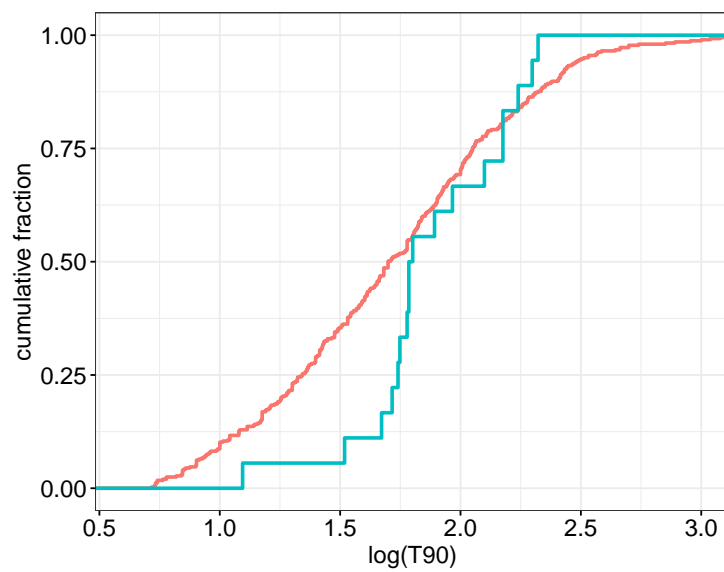


Figure 9. The GRBs between $1.49 < z < 1.61$ (AREA5, marked with blue line) are tend to be longer than the others (red line).

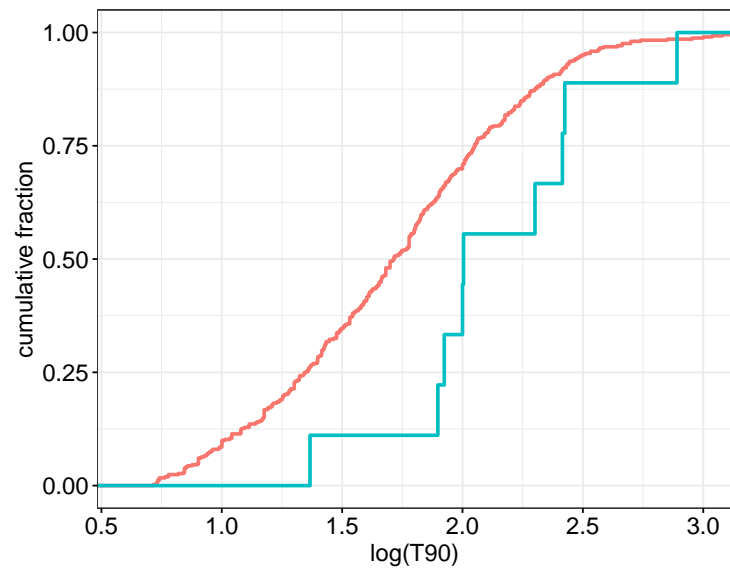


Figure 10. The GRBs between $2.91 < z < 3.075$ (AREA6, blue line) are also tend to be longer than the others (red line).

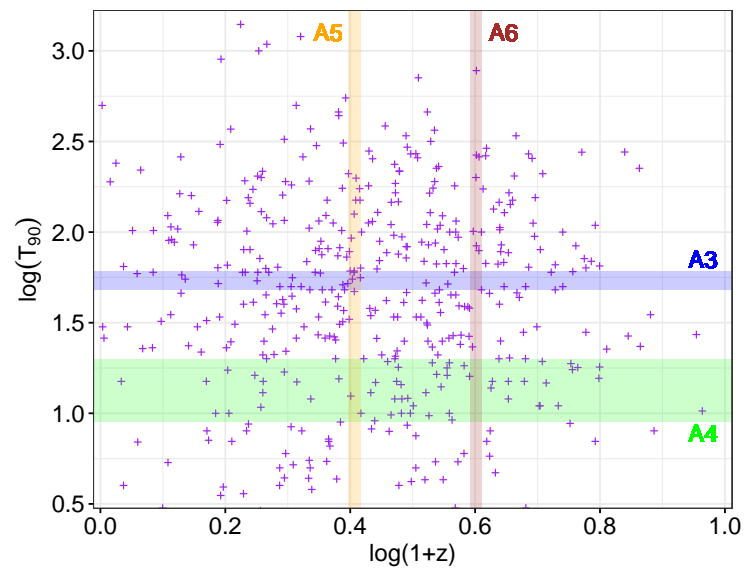


Figure 11. The four suspicious intervals: AREA3 is blue, AREA4 is green, AREA5 is yellow and AREA6 is brown.

Fig. 9 and Fig. 10). We find two intervals where the duration distribution was tend to be longer than in the overall (see AREA5 and AREA6 in Fig. 11).

Author Contributions: Conceptualization, Zsolt Bagoly, Lajos Balazs, Istvan Horvath, Sandor Pinter, and Istvan Racz; Data curation, Istvan Horvath, and Istvan Racz; Formal analysis, Sandor Pinter and Istvan Horvath; Investigation, Istvan Horvath, and Zsolt Bagoly; Methodology, Lajos Balazs, Istvan Horvath, and Sandor Pinter; Project administration, Istvan Horvath, and Sandor Pinter; Resources, Zsolt Bagoly, Istvan Horvath, and Istvan Racz; Software, Sandor Pinter and Istvan Horvath; Supervision, Lajos Balazs, Zsolt Bagoly, Istvan Horvath, Sandor Pinter and Istvan Racz; Validation, Zsolt Bagoly, Lajos Balazs, Istvan Horvath, Sandor Pinter and Istvan Racz; Visualization, Istvan Horvath and Sandor Pinter; Writing – original draft, Lajos Balazs, Zsolt Bagoly, Sandor Pinter, Istvan Horvath, and Istvan Racz; Writing – review & editing, Zsolt Bagoly, Lajos Balazs, Sandor Pinter, Istvan Horvath, and Istvan Racz.

Funding: Hungarian TKP2021-NVA-16 and OTKA K134257.

Acknowledgments: The authors thank the Hungarian TKP2021-NVA-16 and OTKA K134257 program for their support.

Conflicts of Interest: The authors declare no conflict of interest.

References

1. Salvaterra, R.; Della Valle, M.; Campana, S.; Chincarini, G.; Covino, S.; D’Avanzo, P.; Fernández-Soto, A.; Guidorzi, C.; Mannucci, F.; Margutti, R.; Thöne, C.C.; Antonelli, L.A.; Barthelmy, S.D.; de Pasquale, M.; D’Elia, V.; Fiore, F.; Fugazza, D.; Hunt, L.K.; Maiorano, E.; Marinoni, S.; Marshall, F.E.; Molinari, E.; Nousek, J.; Pian, E.; Racusin, J.L.; Stella, L.; Amati, L.; Andreuzzi, G.; Cusumano, G.; Fenimore, E.E.; Ferrero, P.; Giommi, P.; Guetta, D.; Holland, S.T.; Hurley, K.; Israel, G.L.; Mao, J.; Markwardt, C.B.; Masetti, N.; Pagani, C.; Palazzi, E.; Palmer, D.M.; Piranomonte, S.; Tagliaferri, G.; Testa, V. GRB090423 at a redshift of $z \sim 8.1$. *Nature* **2009**, *461*, 1258–1260, [arXiv:astro-ph.CO/0906.1578]. doi:10.1038/nature08445.
2. Tanvir, N.R.; Fox, D.B.; Levan, A.J.; Berger, E.; Wiersema, K.; Fynbo, J.P.U.; Cucchiara, A.; Krühler, T.; Gehrels, N.; Bloom, J.S.; Greiner, J.; Evans, P.A.; Rol, E.; Olivares, F.; Hjorth, J.; Jakobsson, P.; Farihi, J.; Willingale, R.; Starling, R.L.C.; Cenko, S.B.; Perley, D.; Maund, J.R.; Duke, J.; Wijers, R.A.M.J.; Adamson, A.J.; Allan, A.; Bremer, M.N.; Burrows, D.N.; Castro-Tirado, A.J.; Cavanagh, B.; de Ugarte Postigo, A.; Dopita, M.A.; Fatkhullin, T.A.; Fruchter, A.S.; Foley, R.J.; Gorosabel, J.; Kennea, J.; Kerr, T.; Klose, S.; Krimm, H.A.; Komarova, V.N.; Kulkarni, S.R.; Moskvitin, A.S.; Mundell, C.G.; Naylor, T.; Page, K.; Penprase, B.E.; Perri, M.; Podsiadlowski, P.; Roth, K.; Rutledge, R.E.; Sakamoto, T.; Schady, P.; Schmidt, B.P.; Soderberg, A.M.; Sollerman, J.; Stephens, A.W.; Stratta, G.; Ukwatta, T.N.; Watson, D.; Westra, E.; Wold, T.; Wolf, C. A γ -ray burst at a redshift of $z \sim 8.2$. *Nature* **2009**, *461*, 1254–1257, [arXiv:astro-ph.CO/0906.1577]. doi:10.1038/nature08459.
3. Cucchiara, A.; Levan, A.J.; Fox, D.B.; Tanvir, N.R.; Ukwatta, T.N.; Berger, E.; Krühler, T.; Küpcü Yoldaş, A.; Wu, X.F.; Toma, K.; Greiner, J.; Olivares, F.E.; Rowlinson, A.; Amati, L.; Sakamoto, T.; Roth, K.; Stephens, A.; Fritz, A.; Fynbo, J.P.U.; Hjorth, J.; Malesani, D.; Jakobsson, P.; Wiersema, K.; O’Brien, P.T.; Soderberg, A.M.; Foley, R.J.; Fruchter, A.S.; Rhoads, J.; Rutledge, R.E.; Schmidt, B.P.; Dopita, M.A.; Podsiadlowski, P.; Willingale, R.; Wolf, C.; Kulkarni, S.R.; D’Avanzo, P. A Photometric Redshift of $z \sim 9.4$ for GRB 090429B. *ApJ* **2011**, *736*, 7.
4. Horváth, I. A Third Class of Gamma-Ray Bursts? *ApJ* **1998**, *508*, 757–759, [arXiv:astro-ph/9803077]. doi:10.1086/306416.
5. Hakkila, J.; Haglin, D.J.; Pendleton, G.N.; Malozzi, R.S.; Meegan, C.A.; Roiger, R.J. Gamma-Ray Burst Class Properties. *ApJ* **2000**, *538*, 165–180. doi:10.1086/309107.
6. Horváth, I. A further study of the BATSE Gamma-Ray Burst duration distribution. *A&A* **2002**, *392*, 791–793, [arXiv:astro-ph/0205004]. doi:10.1051/0004-6361:20020808.
7. Horváth, I.; Mészáros, A.; Balázs, L.G.; Bagoly, Z. Where is the Third Subgroup of Gamma-Ray Bursts? *Baltic Astronomy* **2004**, *13*, 217–220, [astro-ph/0507688].
8. Řípa, J.; Mészáros, A.; Wigger, C.; Huja, D.; Hudec, R.; Hajdas, W. Search for gamma-ray burst classes with the RHESSI satellite. *A&A* **2009**, *498*, 399–406, [0902.1644]. doi:10.1051/0004-6361/200810913.
9. Koen, C.; Bere, A. On multiple classes of gamma-ray bursts, as deduced from autocorrelation functions or bivariate duration/hardness ratio distributions. *MNRAS* **2012**, *420*, 405–415. doi:10.1111/j.1365-2966.2011.20045.x.
10. Tsutsui, R.; Nakamura, T.; Yonetoku, D.; Takahashi, K.; Morihara, Y. Identifying Subclasses of Long Gamma-Ray Bursts with Cumulative Light-Curve Morphology of Prompt Emissions. *PASJ* **2013**, *65*, 3, [1201.2763]. doi:10.1093/pasj/65.1.3.
11. Zitouni, H.; Guessoum, N.; Azzam, W.J.; Mochkovitch, R. Statistical study of observed and intrinsic durations among BATSE and Swift/BAT GRBs. *Ap&SS* **2015**, *357*, 7, [arXiv:astro-ph.HE/1611.08907]. doi:10.1007/s10509-015-2311-x.

12. Tarnopolski, M. Analysis of Fermi gamma-ray burst duration distribution. *A&A* **2015**, *581*, A29, [[arXiv:astro-ph.HE/1506.07324](#)]. doi:10.1051/0004-6361/201526415.
13. Tarnopolski, M. Analysis of the observed and intrinsic durations of Swift/BAT gamma-ray bursts. *New Astron.* **2016**, *46*, 54–59, [[arXiv:astro-ph.HE/1511.08925](#)]. doi:10.1016/j.newast.2015.12.006.
14. Horváth, I.; Tóth, B.G.; Hakkila, J.; Tóth, L.V.; Balázs, L.G.; Rácz, I.I.; Pintér, S.; Bagoly, Z. Classifying GRB 170817A/GW170817 in a Fermi duration-hardness plane. *Ap&SS* **2018**, *363*, 53, [[1710.11509](#)]. doi:10.1007/s10509-018-3274-5.
15. Tarnopolski, M. Analysis of the Duration-Hardness Ratio Plane of Gamma-Ray Bursts Using Skewed Distributions. *ApJ* **2019**, *870*, 105, [[arXiv:astro-ph.HE/1811.06745](#)]. doi:10.3847/1538-4357/aaf1c5.
16. Tarnopolski, M. Graph-based clustering of gamma-ray bursts. *A&A* **2022**, *657*, A13, [[arXiv:astro-ph.HE/2109.13204](#)]. doi:10.1051/0004-6361/202038645.
17. Mazets, E.P.; Golenetskii, S.V.; Ilinskii, V.N.; Panov, V.N.; Aptekar, R.L.; Gurian, I.A.; Proskura, M.P.; Sokolov, I.A.; Sokolova, Z.I.; Kharitonova, T.V. Catalog of cosmic gamma-ray bursts from the KONUS experiment data. I. *Ap&SS* **1981**, *80*, 3–83.
18. Norris, J.P.; Cline, T.L.; Desai, U.D.; Teegarden, B.J. Frequency of fast, narrow gamma-ray bursts. *Nature* **1984**, *308*, 434.
19. Mészáros, P.; Gehrels, N. Gamma-ray bursts and their links with supernovae and cosmology. *Research in Astronomy and Astrophysics* **2012**, *12*, 1139–1161, [[arXiv:astro-ph.HE/1209.1132](#)]. doi:10.1088/1674-4527/12/8/012.
20. Briggs, M.S.; Paciesas, W.S.; Pendleton, G.N.; Meegan, C.A.; Fishman, G.J.; Horack, J.M.; Brock, M.N.; Kouveliotou, C.; Hartmann, D.H.; Hakkila, J. BATSE Observations of the Large-Scale Isotropy of Gamma-Ray Bursts. *ApJ* **1996**, *459*, 40, [[arXiv:astro-ph/9509078](#)]. doi:10.1086/176867.
21. Tegmark, M.; Hartmann, D.H.; Briggs, M.S.; Meegan, C.A. The Angular Power Spectrum of BATSE 3B Gamma-Ray Bursts. *ApJ* **1996**, *468*, 214, [[arXiv:astro-ph/9510129](#)]. doi:10.1086/177684.
22. Balázs, L.G.; Mészáros, A.; Horváth, I. Anisotropy of the sky distribution of gamma-ray bursts. *A&A* **1998**, *339*, 1–6, [[arXiv:astro-ph/9807006](#)].
23. Balázs, L.G.; Mészáros, A.; Horváth, I.; Vavrek, R. An intrinsic anisotropy in the angular distribution of gamma-ray bursts. *A&AS* **1999**, *138*, 417–418, [[arXiv:astro-ph/9909379](#)].
24. Mészáros, A.; Bagoly, Z.; Horváth, I.; Balázs, L.G.; Vavrek, R. A Remarkable Angular Distribution of the Intermediate Subclass of Gamma-Ray Bursts. *ApJ* **2000**, *539*, 98–101, [[arXiv:astro-ph/0003284](#)]. doi:10.1086/309193.
25. Magliocchetti, M.; Ghirlanda, G.; Celotti, A. Evidence for anisotropy in the distribution of short-lived gamma-ray bursts. *MNRAS* **2003**, *343*, 255–258, [[arXiv:astro-ph/0302009](#)]. doi:10.1046/j.1365-8711.2003.06657.x.
26. Vavrek, R.; Balázs, L.G.; Mészáros, A.; Horváth, I.; Bagoly, Z. Testing the randomness in the sky-distribution of gamma-ray bursts. *MNRAS* **2008**, *391*, 1741–1748, [[0806.3932](#)]. doi:10.1111/j.1365-2966.2008.13635.x.
27. Clowes, R.G.; Harris, K.A.; Raghunathan, S.; Campusano, L.E.; Söchting, I.K.; Graham, M.J. A structure in the early Universe at $z \sim 1.3$ that exceeds the homogeneity scale of the R-W concordance cosmology. *MNRAS* **2013**, *429*, 2910–2916, [[arXiv:astro-ph.CO/1211.6256](#)]. doi:10.1093/mnras/sts497.
28. Horváth, I.; Hakkila, J.; Bagoly, Z. The largest structure of the Universe, defined by Gamma-Ray Bursts. *7th Huntsville Gamma-Ray Burst Symposium, GRB 2013: paper 33 in eConf Proceedings C1304143* **2013**, [[arXiv:astro-ph.CO/1311.1104](#)].
29. Horváth, I.; Hakkila, J.; Bagoly, Z. Possible structure in the GRB sky distribution at redshift two. *A&A* **2014**, *561*, L12, [[arXiv:astro-ph.CO/1401.0533](#)]. doi:10.1051/0004-6361/201323020.
30. Horváth, I.; Bagoly, Z.; Hakkila, J.; Tóth, L.V. New data support the existence of the Hercules-Corona Borealis Great Wall. *A&A* **2015**, *584*, A48, [[arXiv:astro-ph.HE/1510.01933](#)]. doi:10.1051/0004-6361/201424829.
31. Balázs, L.G.; Bagoly, Z.; Hakkila, J.E.; Horváth, I.; Kóbori, J.; Rácz, I.I.; Tóth, L.V. A giant ring-like structure at $0.78 < z < 0.86$ displayed by GRBs. *MNRAS* **2015**, *452*, 2236–2246, [[arXiv:astro-ph.CO/1507.00675](#)]. doi:10.1093/mnras/stv1421.
32. Horváth, I.; Szécsi, D.; Hakkila, J.; Szabó, Á.; Rácz, I.I.; Tóth, L.V.; Pinter, S.; Bagoly, Z. The clustering of gamma-ray bursts in the Hercules-Corona Borealis Great Wall: the largest structure in the Universe? *MNRAS* **2020**, *498*, 2544–2553, [[arXiv:astro-ph.HE/2008.03679](#)]. doi:10.1093/mnras/staa2460.
33. Řípa, J. Testing Isotropic Universe via Properties of Gamma-Ray Bursts Detected by Fermi / GBM. Proceedings of the 7th International Fermi Symposium, 2017, p. 80.
34. Řípa, J.; Shafieloo, A. Testing the Isotropic Universe Using the Gamma-Ray Burst Data of Fermi/GBM. *The Astrophysical Journal* **2017**, *851*, 15. doi:10.3847/1538-4357/aa9708.
35. Řípa, J.; Shafieloo, A. Update on testing the isotropy of the properties of gamma-ray bursts. *MNRAS* **2019**, *486*, 3027–3040, [[arXiv:astro-ph.HE/1809.03973](#)]. doi:10.1093/mnras/stz921.
36. Cline, D.B.; Matthey, C.; Otwinowski, S. Study of Very Short Gamma-Ray Bursts. *ApJ* **1999**, *527*, 827–834, [[arXiv:astro-ph/9905346](#)]. doi:10.1086/308094.
37. Litvin, V.F.; Matveev, S.A.; Mamedov, S.V.; Orlov, V.V. Anisotropy in the Sky Distribution of Short Gamma-Ray Bursts. *Astronomy Letters* **2001**, *27*, 416–420. doi:10.1134/1.1381609.
38. Woosley, S.E. Gamma-ray bursts from stellar mass accretion disks around black holes. *ApJ* **1993**, *405*, 273–277. doi:10.1086/172359.

39. Paczyński, B. Are Gamma-Ray Bursts in Star-Forming Regions? *ApJ* **1998**, *494*, L45–L48, [[astro-ph/9710086](#)]. doi:10.1086/311148.
40. Woosley, S.E.; Bloom, J.S. The Supernova Gamma-Ray Burst Connection. *ARA&A* **2006**, *44*, 507–556, [[astro-ph/0609142](#)]. doi:10.1146/annurev.astro.43.072103.150558.
41. Hjorth, J.; Sollerman, J.; Møller, P.; Fynbo, J.P.U.; Woosley, S.E.; Kouveliotou, C.; Tanvir, N.R.; Greiner, J.; Andersen, M.I.; Castro-Tirado, A.J.; Castro Cerón, J.M.; Fruchter, A.S.; Gorosabel, J.; Jakobsson, P.; Kaper, L.; Klose, S.; Masetti, N.; Pedersen, H.; Pedersen, K.; Pian, E.; Palazzi, E.; Rhoads, J.E.; Rol, E.; van den Heuvel, E.P.J.; Vreeswijk, P.M.; Watson, D.; Wijers, R.A.M.J. A very energetic supernova associated with the γ -ray burst of 29 March 2003. *Nature* **2003**, *423*, 847–850, [[astro-ph/0306347](#)]. doi:10.1038/nature01750.
42. Stanek, K.Z.; Matheson, T.; Garnavich, P.M.; Martini, P.; Berlind, P.; Caldwell, N.; Challis, P.; Brown, W.R.; Schild, R.; Krisciunas, K.; Calkins, M.L.; Lee, J.C.; Hathi, N.; Jansen, R.A.; Windhorst, R.; Echevarria, L.; Eisenstein, D.J.; Pindor, B.; Olszewski, E.W.; Harding, P.; Holland, S.T.; Bersier, D. Spectroscopic Discovery of the Supernova 2003dh Associated with GRB 030329. *ApJ* **2003**, *591*, L17–L20, [[arXiv:astro-ph/astro-ph/0304173](#)]. doi:10.1086/376976.
43. Totani, T. Cosmological Gamma-Ray Bursts and Evolution of Galaxies. *ApJ* **1997**, *486*, L71–L74, [[arXiv:astro-ph/astro-ph/9707051](#)]. doi:10.1086/310853.
44. Zhang, B.; Mészáros, P. Gamma-Ray Bursts: progress, problems – prospects. *International Journal of Modern Physics A* **2004**, *19*, 2385–2472, [[astro-ph/0311321](#)]. doi:10.1142/S0217751X0401746X.
45. Mészáros, A.; Bagoly, Z.; Balázs, L.G.; Horváth, I. Redshift distribution of gamma-ray bursts and star formation rate. *A&A* **2006**, *455*, 785–790, [[arXiv:astro-ph/astro-ph/0606377](#)]. doi:10.1051/0004-6361:20053807.
46. Zhang, B. Gamma-Ray Bursts in the Swift Era. *Chinese J. Astron. Astrophys.* **2007**, *7*, 1–50, [[arXiv:astro-ph/astro-ph/0701520](#)]. doi:10.1088/1009-9271/7/1/01.
47. Le Floc’h, E.; Duc, P.A.; Mirabel, I.F.; Sanders, D.B.; Bosch, G.; Diaz, R.J.; Donzelli, C.J.; Rodrigues, I.; Courvoisier, T.J.L.; Greiner, J.; Mereghetti, S.; Melnick, J.; Maza, J.; Minniti, D. Are the hosts of gamma-ray bursts sub-luminous and blue galaxies? *A&A* **2003**, *400*, 499–510.
48. Palmerio, J.T.; Vergani, S.D.; Salvaterra, R.; Sanders, R.L.; Japelj, J.; Vidal-García, A.; D’Avanzo, P.; Corre, D.; Perley, D.A.; Shapley, A.E.; Boissier, S.; Greiner, J.; Le Floc’h, E.; Wiseman, P. Are long gamma-ray bursts biased tracers of star formation? Clues from the host galaxies of the Swift/BAT6 complete sample of bright LGRBs. III. Stellar masses, star formation rates, and metallicities at $z > 1$. *A&A* **2019**, *623*, A26, [[arXiv:astro-ph.HE/1901.02457](#)]. doi:10.1051/0004-6361/201834179.
49. Fruchter, A.S.; Levan, A.J.; Strolger, L.; Vreeswijk, P.M.; Thorsett, S.E.; Bersier, D.; Burud, I.; Castro Cerón, J.M.; Castro-Tirado, A.J.; Conselice, C.; Dahlen, T.; Ferguson, H.C.; Fynbo, J.P.U.; Garnavich, P.M.; Gibbons, R.A.; Gorosabel, J.; Gull, T.R.; Hjorth, J.; Holland, S.T.; Kouveliotou, C.; Levay, Z.; Livio, M.; Metzger, M.R.; Nugent, P.E.; Petro, L.; Pian, E.; Rhoads, J.E.; Riess, A.G.; Sahu, K.C.; Smette, A.; Tanvir, N.R.; Wijers, R.A.M.J.; Woosley, S.E. Long γ -ray bursts and core-collapse supernovae have different environments. *Nature* **2006**, *441*, 463–468, [[arXiv:astro-ph/astro-ph/0603537](#)]. doi:10.1038/nature04787.
50. Blanchard, P.K.; Berger, E.; Fong, W.f. The Offset and Host Light Distributions of Long Gamma-Ray Bursts: A New View From HST Observations of Swift Bursts. *ApJ* **2016**, *817*, 144, [[arXiv:astro-ph.HE/1509.07866](#)]. doi:10.3847/0004-637X/817/2/144.
51. Lyman, J.D.; Levan, A.J.; Tanvir, N.R.; Fynbo, J.P.U.; McGuire, J.T.W.; Perley, D.A.; Angus, C.R.; Bloom, J.S.; Conselice, C.J.; Fruchter, A.S.; Hjorth, J.; Jakobsson, P.; Starling, R.L.C. The host galaxies and explosion sites of long-duration gamma ray bursts: Hubble Space Telescope near-infrared imaging. *MNRAS* **2017**, *467*, 1795–1817, [[arXiv:astro-ph.GA/1701.05925](#)]. doi:10.1093/mnras/stx220.
52. Bagoly, Z.; Mészáros, A.; Balázs, L.G.; Horváth, I.; Klose, S.; Larsson, S.; Mészáros, P.; Ryde, F.; Tusnády, G. The Swift satellite and redshifts of long gamma-ray bursts. *A&A* **2006**, *453*, 797–800, [[arXiv:astro-ph/astro-ph/0604326](#)]. doi:10.1051/0004-6361:20054322.
53. Jakobsson, P.; Malesani, D.; Fynbo, J.P.U.; Hjorth, J.; Milvang-Jensen, B. GRB Redshifts & Host Galaxies: An Unbiased Sample. Gamma-ray Burst: Sixth Huntsville Symposium; Meegan, C.; Kouveliotou, C.; Gehrels, N., Eds., 2009, Vol. 1133, *American Institute of Physics Conference Series*, pp. 455–463. doi:10.1063/1.3155951.
54. Pérez-Ramírez, D.; de Ugarte Postigo, A.; Gorosabel, J.; Aloy, M.A.; Jóhannesson, G.; Guerrero, M.A.; Osborne, J.P.; Page, K.L.; Warwick, R.S.; Horváth, I.; Veres, P.; Jelínek, M.; Kubánek, P.; Guziy, S.; Bremer, M.; Winters, J.M.; Riva, A.; Castro-Tirado, A.J. Detection of the high z GRB 080913 and its implications on progenitors and energy extraction mechanisms. *A&A* **2010**, *510*, A105, [[0810.2107](#)]. doi:10.1051/0004-6361/200811151.
55. Zhang, B.; Zhang, B.B.; Virgili, F.J.; Liang, E.W.; Kann, D.A.; Wu, X.F.; Proga, D.; Lv, H.J.; Toma, K.; Mészáros, P.; Burrows, D.N.; Roming, P.W.A.; Gehrels, N. Discerning the Physical Origins of Cosmological Gamma-ray Bursts Based on Multiple Observational Criteria: The Cases of $z = 6.7$ GRB 080913, $z = 8.2$ GRB 090423, and Some Short/Hard GRBs. *ApJ* **2009**, *703*, 1696–1724, [[arXiv:astro-ph.HE/0902.2419](#)]. doi:10.1088/0004-637X/703/2/1696.