

Gradual Domain Adaptation via Normalizing Flows

Shogo Sagawa¹ and Hideitsu Hino^{2,3}

¹Department of Statistical Science, School of Multidisciplinary Sciences, The Graduate University for Advanced Studies (SOKENDAI)

Shonan Village, Hayama, Kanagawa 240-0193, Japan

²Department of Statistical Modeling, The Institute of Statistical Mathematics

10-3 Midori-cho, Tachikawa, Tokyo 190-8562, Japan

³Center for Advanced Intelligence Project (AIP), RIKEN,

1-4-4 Nihonbashi, Chuo-ku, Tokyo 103-0027, Japan

Keywords: Gradual domain adaptation, Normalizing flow

Abstract

Standard domain adaptation methods do not work well when a large gap exists between the source and target domains. Gradual domain adaptation is one of the approaches used to address the problem. It involves leveraging the intermediate domain, which gradually shifts from the source domain to the target domain. In previous work, it is assumed that the number of intermediate domains is large and the distance between adjacent domains is small; hence, the gradual domain adaptation algorithm, involving self-training with unlabeled datasets, is applicable. In practice, however, gradual self-training will fail because the number of intermediate domains is limited and the distance between adjacent domains is large. We propose the use of normalizing flows to deal with this problem while maintaining the framework of unsupervised domain adaptation. The proposed method learns a transformation from the distribution of the target domain to the Gaussian mixture distribution via the source domain. We evaluate our proposed method by experiments using real-world datasets and confirm that it mitigates the above-explained problem and improves the classification performance.

1 INTRODUCTION

In a standard problem of learning predictive models, it is assumed that the probability distributions of the test data and the training data are the same. The prediction performance generally deteriorates when this assumption does not hold. The simplest solution is to discard the training data and collect new samples from the distribution of the test data. However, this solution is inefficient and sometimes impossible, and there is a strong demand for utilizing the valuable labeled data in the source domain.

Domain adaptation (Ben-David et al., 2007) is one of the transfer learning frameworks in which the probability distributions of the prediction target data and the training data are different. In domain adaptation, the source domain is a distribution with many labeled samples, and the target domain is a distribution with a few or no labeled samples. The case with no labels from the target domain is called unsupervised domain adaptation and has been the subject of much research, including theoretical analysis and real-world application (Ben-David et al., 2007; Cortes et al., 2010; Mansour et al., 2009; Redko et al., 2019; Zhao et al., 2019).

In domain adaptation, the predictive performance on the target data deteriorates when the discrepancy between the source and target domains is large. Kumar et al.

(2020) proposed gradual domain adaptation, which assumes that the shift from the source domain to the target domain occurs gradually and that unlabeled datasets from intermediate domains are available.

The key assumption of gradual domain adaptation (Kumar et al., 2020) is that there are many indexed intermediate domains¹, which connect the source and target domains densely so that gradual self-training is possible without the need for labeled data. In practice, however, the number of intermediate domains is limited. Therefore, the gaps between adjacent domains are large, and gradual self-training does not work well. Sagawa and Hino (2023) tackled this problem by using a multifidelity active learning algorithm and requesting a small number of queries from each domain. The method assumed access to the labels of the intermediate and target domains. In this paper, we propose a method that does not require additional labels and mitigates the problem that the shifts between adjacent domains are large.

Our key idea is to use generative models to learn gradual shifts between domains. Figure 1 shows a schematic diagram of the proposed method. We focus on the normalizing flow (NF) (Papamakarios et al., 2021) as a generative model to describe gradual shifts. We assume that the shifts in the transformation process correspond to gradual shifts between the source and target domains. Inspired by the previous work (Izmailov et al., 2020), which utilizes an NF for semi-supervised learning, we propose a method to utilize an NF for gradual domain adaptation. A trained NF can convert a sample from the target domain to a sample from the source domain. An NF learns a transformation from the distribution of the source domain to the Gaussian mixture distribution by leveraging labeled data from the source domain. The proposed method predicts the class label of a sample from the target domain by transforming a sample from the target domain into a sample from the Gaussian mixture distribution via the source domain. Note that our proposed method does not use gradual self-training.

The rest of the paper is organized as follows. We review related works in Section 2. Then we explain the gradual domain adaptation algorithm, an important previous work, in detail in Section 3. We introduce our proposed method in Section 4. In Section 5, we present experimental results. We discuss the applicability of our method and give a conclusion in Section 6.

2 RELATED WORKS

2.1 Gradual Domain Adaptation

In conventional domain adaptation, a model learns the direct transformation between (samples from) the source and target domains. Several methods have been proposed to transfer the source domain to the target domain sequentially (Choi et al., 2020; Cui et al., 2020; Dai et al., 2021; Gadermayr et al., 2018; Gong et al., 2019; Hsu et al., 2020). A sequential domain adaptation is realized by using data generated by mixing the data from the source and the target domains.

Kumar et al. (2020) proposed gradual domain adaptation, and they showed that by self-training with unlabeled datasets, it is possible to adapt to a large domain gap. It is assumed that the intermediate domains gradually shift from the source domain to the target domain, and the sequence of intermediate domains is given. Chen and Chao

¹The intermediate domains are arranged to connect the source domain to the target domain, and their order is known or *index* is given, starting from the one closest to the source domain to the one closer to the target domain.

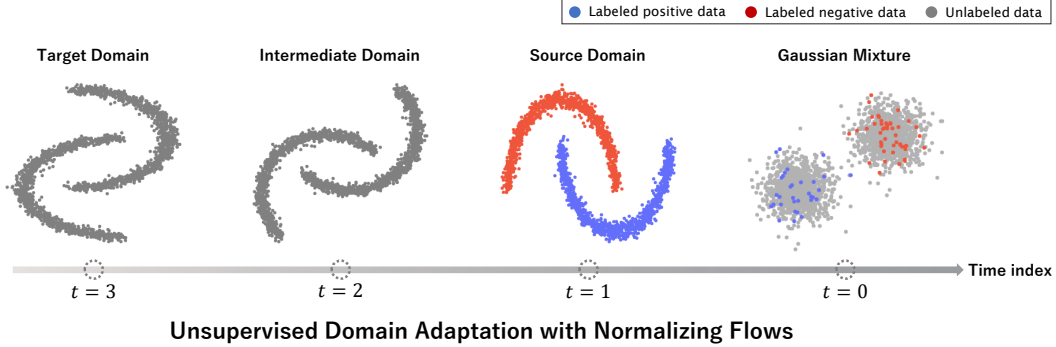


Figure 1: Overview of the proposed method. Owing to the limited number of available intermediate domains, the applicability of gradual self-training is limited. By utilizing continuous normalizing flow, gradual domain adaptation is possible without gradual self-training.

(2021) developed the method in which the intermediate domains are available while their indices are unknown. Several methods have been reported that apply the idea of gradual domain adaptation to conventional domain adaptation (Zhang et al., 2021; Abnar et al., 2021). Since these methods have assumed that intermediate domains are unavailable, they use pseudo intermediate domains. Zhou et al. (2022a) proposed a gradual semi-supervised domain adaptation method that utilizes self-training and requests of queries. They also provided a new dataset suitable for gradual domain adaptation. Kumar et al. (2020) conducted a theoretical analysis and provided a generalization error bound for gradual self-training. Wang et al. (2022) conducted a theoretical analysis under more general assumptions and derived an improved generalization error bound. Dong et al. (2022) also conducted a theoretical analysis under the condition that all the labels of the intermediate domains are given. He et al. (2023) assumed a scenario where, similar to us, the available intermediate domains are limited. They propose generating a pseudo intermediate domain using optimal transport.

There are several problem settings similar to gradual domain adaptation. Wang et al. (2020) assumed the problem where there are multiple source domains with indices, which corresponds to the gradual domain adaptation problem where all labels of the intermediate domains can be accessed. Huang et al. (2022) proposed to apply the idea of gradual domain adaptation to reinforcement learning. They propose a method, following a similar concept to curriculum learning (Bengio et al., 2009), that starts with simple tasks and gradually introducing more challenging problems for learning.

Multi-source domain adaptation (Zhao et al., 2020) corresponds to gradual domain adaptation under the condition that all labels of the intermediate domains are given and the sequence of the intermediate domains is not given. Ye et al. (2022) proposed a method for temporal domain generalization in online recommendation models. Zhou et al. (2022b) proposed an online learning method that utilizes self-training and requests of queries. Ye et al. (2022) and Zhou et al. (2022b) assumed that the labels of the intermediate domains are given.

2.2 Normalizing Flows

Normalizing flows (NFs) are reversible generative models that use invertible neural networks to transform samples from a known distribution, such as the normal distribution.

NFs are trained by the maximum likelihood estimation, where the probability density of the transformed random variable is subject to the change of variable formula. The architecture of the invertible neural networks is constrained (e.g., coupling-based architecture) so that its Jacobian matrix is efficiently computed. NFs with constrained architectures are called discrete NFs (DNFs), and examples include RealNVP (Dinh et al., 2017), Glow (Kingma and Dhariwal, 2018), and Flow++ (Ho et al., 2019). Chen et al. (2018) proposed continuous normalizing flow, mitigating the constraints on the architecture of the invertible neural networks. Grathwohl et al. (2019) proposed a variant of CNF called FFDJORD, which exhibited improved performance over DNF. CNFs describe the transformation between samples from the Gaussian to the observed samples from a complicated distribution using ordinary differential equations.

Several theoretical analyses of the expressive power of DNFs have also been reported. Kong and Chaudhuri (2020) studied basic flow models such as Planar Flows (Rezende and Mohamed, 2015) and proved the bounds of the expressive power of basic flow models. Teshima et al. (2020) conducted a more generalized theoretical analysis of coupling-based flow models.

Normalizing flows have been applied to several specific tasks, for example, data generation (images (Lu and Huang, 2020), 3D point clouds (Pumarola et al., 2020), chemical graphs (Kuznetsov and Polykovskiy, 2021)), anomaly detection (Kirichenko et al., 2020), and semi-supervised learning (Izmailov et al., 2020). NFs are also used to compensate for other generative models (Huang et al., 2021; Mahajan et al., 2019; Yang et al., 2019; Abdal et al., 2021) such as generative adversarial networks (Pan et al., 2019) and variational autoencoders (VAE) (Zhai et al., 2018).

It is suggested in (Brehmer and Cranmer, 2020) that normalizing flows are unsuitable for data that do not populate the full ambient space. Several normalizing flow models aim to learn a low-dimensional manifold on which data is distributed and estimate the density on that manifold are proposed (Brehmer and Cranmer, 2020; Caterini et al., 2021; Horvat and Pfister, 2021; Kalatzis et al., 2021; Ross and Cresswell, 2021).

It is important to learn domain-invariant representations between the source and target domains, and several methods that utilize NFs have been developed for that purpose. Das et al. (2021); Grover et al. (2020) proposed a domain adaptation method that combines adversarial training and NFs. These methods individually train two normalizing flows for the source and target domains and execute domain alignment in a common latent space using adversarial discriminators. Askari et al. (2023) proposed a domain adaptation method with NFs and VAE. The encoder converts samples from the source and target domains into latent variables. The latent space of the source domain is forced to be a Gaussian distribution. NFs transform latent variables from the target domain into latent variables of the source domain and predict the class label of the target data. The above-explained methods do not assume a situation where there is a large discrepancy between the source and target domains, as assumed in gradual domain adaptation. Our method is designed for the situation in which the ordered sequence of the intermediate domains is given.

3 FORMULATION OF GRADUAL DOMAIN ADAPTATION

In this section, we introduce the concept and formulation of the gradual domain adaptation proposed by Kumar et al. (2020), which utilizes gradual self-training, and we

confirm that a gradual self-training-based method is unsuitable when the discrepancies between adjacent domains are large.

Consider a multiclass classification problem. Let $\mathcal{X} = \mathbb{R}^d$ and $\mathcal{Y} = \{1, 2, \dots, C\}$ be the input and label space, respectively. X and Y are random variables that take values in \mathcal{X} and \mathcal{Y} . We define \mathbf{x} and y as realizations of the random variables X, Y . The source dataset has labels $S = \{(\mathbf{x}_i^{(1)}, y_i^{(1)})\}_{i=1}^{n_1}$, whereas the intermediate datasets and the target dataset do not have labels $U^{(j)} = \{\mathbf{x}_i^{(j)}\}_{i=1}^{n_j}$. The subscript i , $1 \leq i \leq n_j$ indicates the i -th observed datum, and the superscript (j) , $1 \leq j \leq K$ indicates the j -th domain. We note that $\{U^{(j)}\}_{j=2}^{K-1}$ are the intermediate datasets and $U^{(K)}$ is the target dataset. The source domain corresponds to $j = 1$, and the target domain corresponds to $j = K$. When j is small, the domain is considered to be similar to the source domain. In contrast, when j is large, the domain is considered to be similar to the target domain. Let p_j be the probability density function of the j -th domain. The Wasserstein metrics (Villani, 2009) are used to measure the distance between domains. Kumar et al. (2020) defined the distance between adjacent domains as the per-class ∞ -Wasserstein distance. Wang et al. (2022) defined the distance between adjacent domains as the p -Wasserstein distance as a more general metric. Following Wang et al. (2022), we define the average p -Wasserstein distance between consecutive domains as $\rho = \frac{1}{K-1} \sum_{j=2}^K W_p(p_{j-1}(\mathbf{x}, y), p_j(\mathbf{x}, y))$, where $W_p(\cdot, \cdot)$ denotes the p -Wasserstein distance.

Kumar et al. (2020) proposed a gradual domain adaptation algorithm that consists of two steps. In the first step, the predictive model for the source domain is trained with the source dataset. Then, by sequential application of the self-training, labels of the adjacent domains are predicted. Let $\mathcal{H} = \{h \mid h : \mathcal{X} \rightarrow \mathcal{Y}\}$ and $\ell : \mathcal{Y} \times \mathcal{Y} \rightarrow \mathbb{R}_{\geq 0}$ be a hypothesis space and a loss function, respectively. We consider training the model $h^{(1)}$ by minimizing the loss on the source dataset

$$h^{(1)} = \operatorname{argmin}_{h \in \mathcal{H}} \frac{1}{n_1} \sum_{i=1}^{n_1} \ell(h(\mathbf{x}_i^{(1)}), y_i^{(1)}).$$

For the joint distribution $p_j(\mathbf{x}, y)$, the expected loss with the classifier $h^{(j)}$ is defined as $\epsilon^{(j)}(h^{(j)}) = \mathbb{E}_{\mathbf{x}, y \sim p_j(\mathbf{x}, y)}[\ell(h^{(j)}(\mathbf{x}), y)]$.

The classifier of the current domain $h^{(j)}$ is used to make predictions on the unlabeled dataset $U^{(j+1)} = \{\mathbf{x}_i^{(j+1)}\}_{i=1}^{n_{j+1}}$ in the next domain. Let $\text{ST}(h^{(j)}, U^{(j+1)})$ be a function that returns the self-trained model for $\mathbf{x}^{(j+1)} \in U^{(j+1)}$ by inputting the current model $h^{(j)}$ and an unlabeled dataset $U^{(j+1)}$:

$$\text{ST}(h^{(j)}, U^{(j+1)}) = \operatorname{argmin}_{h \in \mathcal{H}} \frac{1}{n_{j+1}} \sum_{i=1}^{n_{j+1}} \ell(h(\mathbf{x}_i^{(j+1)}), h^{(j)}(\mathbf{x}_i^{(j+1)})).$$

A self-training is only applied between adjacent domains. The output of gradual domain adaptation is the classifier for the target domain $h^{(K)}$. The classifier $h^{(K)}$ is obtained by applying sequential self-training to the model of source domain $h^{(1)}$ along the sequence of unlabeled datasets $U^{(2)}, U^{(3)}, \dots, U^{(K)}$ denoted as $h^{(2)} = \text{ST}(h^{(1)}, U^{(2)})$, $h^{(3)} = \text{ST}(h^{(2)}, U^{(3)})$, \dots , $h^{(K)} = \text{ST}(h^{(K-1)}, U^{(K)})$.

Kumar et al. (2020) provided the first generalization error bound for gradual self-training of $e^{\bar{O}(K-1)}(\epsilon^{(1)}(h^{(1)}) + \bar{O}(\sqrt{\frac{\log K-1}{n}}))$, where the sample size in each domain is assumed to be the same, $n_2 = \dots = n_K = n$ without loss of generality. Wang et al. (2022) conducted a theoretical analysis under more general assumptions and derived an

improved generalization bound:

$$\epsilon^{(1)}(h^{(1)}) + \tilde{\mathcal{O}} \left(\rho(K-1) + \frac{K-1}{\sqrt{n}} + \frac{1}{\sqrt{n(K-1)}} \right). \quad (1)$$

Since we consider the problem where the number of accessible intermediate domains is limited, it is natural that the distance between adjacent domains ρ becomes large. When this occurs, Eq. (1) suggests that the bound for the expected loss of the target classifier will become loose. To tackle the problem of a large distance between adjacent domains, we propose a method utilizing generative models.

4 PROPOSED METHOD

We consider a gradual domain adaptation problem with large discrepancies between adjacent domains. As discussed in Section 3, the applicability of a gradual self-training-based method Kumar et al. (2020) is limited in this situation. Our proposed gradual domain adaptation method mitigates the problem without using the gradual self-training. Our key idea is to utilize NFs to learn gradual shifts between domains, and we describe the details in Section 4.1.

Conventional NFs only learn the transformation between an unknown distribution and the standard normal distribution, while gradual domain adaptation requires transformation between unknown distributions. Section 4.2 introduces a nonparametric likelihood estimator and shows how the likelihood of transformation between samples from adjacent domains is evaluated.

We consider a multiclass classification problem; hence our flow-based model learns the transformation between the distribution of the source domain and a Gaussian mixture distribution as detailed in Section 4.3. We discuss the theoretical aspects and the limitations of the proposed method in Section 4.4 and 4.5, respectively.

4.1 Learning Gradual Shifts with Normalizing Flows

An NF uses an invertible function $f : \mathbb{R}^d \rightarrow \mathbb{R}^d$ to transform a sample $\mathbf{x} \in \mathbb{R}^d$ from the complex distribution $p(\mathbf{x})$ to a sample $\mathbf{z} \in \mathbb{R}^d$ from the standard normal distribution $p_0(\mathbf{z})$. The log density of $\mathbf{x} = f(\mathbf{z})$ satisfies

$$\log p(\mathbf{x}) = \log p_0(f^{-1}(\mathbf{x})) + \log |\det \nabla f^{-1}(\mathbf{x})|$$

where $\nabla f^{-1}(\mathbf{x})$ is the Jacobian of f^{-1} .

Our aim is to learn the continuous change $\mathbf{x}^{(K)} \mapsto \dots \mapsto \mathbf{x}^{(1)} \mapsto \mathbf{z}$ by using NFs. We consider a continuous transformation $\mathbf{x}^{(K)} = f^{(K)}(\mathbf{x}^{(K-1)})$, \dots , $\mathbf{x}^{(1)} = f^{(1)}(\mathbf{z})$ by using multiple NFs $f^{(K)}, \dots, f^{(1)}$. Our preliminary experiments indicate that continuous normalizing flows (CNFs) are better suited for capturing continuous transitions between domains compared to discrete normalizing flows. Further details of these experiments are elaborated upon in Appendix A.

To learn gradual shifts between domains with CNF, we regard the index of domain j as a continuous variable. We introduce a time index $t \in \mathbb{R}_+$ to represent continuous change of domains, and the index of each domain j is considered as a particular time point. The probability distribution p_j is a special case of p_t when $t = j$. A CNF $g : \mathbb{R}^d \times \mathbb{R}_+ \rightarrow \mathbb{R}^d$ outputs a transformed variable dependent on time t , and we consider $f^{(t)}(\cdot)$ as $g(\cdot, t)$ following the standard notation of CNF. We set $t = 0$ and $t = j$ for \mathbf{z} and

$\mathbf{x}^{(j)}$, respectively. Note that $\mathbf{z} = g(\mathbf{z}, 0)$ and $\mathbf{x}^{(j)} = g(\mathbf{x}^{(j)}, j)$. Let v be a neural network parameterized by ω that represents the change of g along t . Following Chen et al. (2018); Grathwohl et al. (2019), we express the ordinary differential equation (ODE) with respect to g by a neural network v as $\partial g / \partial t = v(g(\cdot, t), t; \omega)$. The parameter ω of the neural network v implicitly defines the CNF g . When we specifically refer to the parameter of g , we denote it as g_ω .

An NF requires an explicit computation of the Jacobian, and in a CNF, it is calculated by integrating the time derivative of the log-likelihood. The time derivative of the log-likelihood is expressed as $\partial \log p(g) / \partial t = -\text{Tr}(\partial v / \partial g)$ (Chen et al., 2018, Theorem 1). The outputs of the CNF are acquired by solving an initial value problem. Since our goal is to learn the gradual shifts between domains with CNF, we consider solving the initial value problem sequentially. To formulate the problem, we introduce a function τ that relates the time index t to the input variable as follows:

$$\tau(t) = \begin{cases} \mathbf{x}^{(t)}, & \text{if } t \geq 1 \\ \mathbf{z}, & \text{otherwise.} \end{cases}$$

The output of CNF for the input $\mathbf{x}^{(j)}$ is obtained by solving the following initial value problem

$$\begin{aligned} \begin{bmatrix} \tau(t_0) \\ \log p_{t_1}(\tau(t_1)) - \log p_{t_0}(\tau(t_0)) \end{bmatrix} &= \int_{t_1}^{t_0} \begin{bmatrix} v(g(\mathbf{x}^{(j)}, t), t; \omega) \\ -\text{Tr}\left(\frac{\partial v}{\partial g}\right) \end{bmatrix} dt, \\ \begin{bmatrix} g(\mathbf{x}^{(j)}, t_1) \\ \log p_{t_1}(\tau(t_1)) - \log p_{t_1}(g(\mathbf{x}^{(j)}, t_1)) \end{bmatrix} &= \begin{bmatrix} \mathbf{x}^{(j)} \\ 0 \end{bmatrix} \end{aligned} \quad (2)$$

where $t_1 = j$ and $t_0 = j - 1$. To generate the shift between multiple domains, when $j > 1$, the initial value problem is solved sequentially with decreasing values of t_1 and t_0 until $t_1 = 1$ and $t_0 = 0$. For instance, when $j = 2$, we solve the initial value problem given by Eq. (2) and retain the solutions. In the next iteration, we decrease the values of t_1 and t_0 and utilize the retained values as initial values. A CNF is formulated as a problem of maximizing the following log-likelihood with respect to the parameter ω

$$\log p_j(g_\omega(\mathbf{x}^{(j)}, j)) = \sum_{t=1}^j \log p_{t-1}(g_\omega(\mathbf{x}^{(j)}, t-1)) - \int_0^j \text{Tr}\left(\frac{\partial v}{\partial g_\omega}\right) dt. \quad (3)$$

4.2 Non-parametric Estimation of Log-likelihood

The transformation of a sample from the j -th domain to a sample from the adjacent domain by a CNF needs the computation of the log-likelihood $\log p_{t-1}(g_\omega(\mathbf{x}^{(t)}, t-1))$ where $t = j$. We use a k nearest neighbor (k NN) estimators for the log-likelihood (Kozachenko and Leonenko, 1987; Goria et al., 2005; Faivishevsky and Goldberger, 2008; Hino and Murata, 2013). We compute the Euclidean distance between all samples in $\{\mathbf{x}_i^{(t-1)}\}_{i=1}^{n_{t-1}}$ and $g_\omega(\mathbf{x}^{(t)}, t-1)$, with $g_\omega(\mathbf{x}^{(t)}, t-1)$ kept fixed. Let $\delta_{t-1}^k(g_\omega(\mathbf{x}^{(t)}, t-1))$ be the Euclidean distance between $g_\omega(\mathbf{x}^{(t)}, t-1)$ and its k -th nearest neighbor in $\{\mathbf{x}_i^{(t-1)}\}_{i=1}^{n_{t-1}}$. The log-likelihood of the sample $g_\omega(\mathbf{x}^{(t)}, t-1)$ is estimated as

$$\log p_{t-1}(g_\omega(\mathbf{x}^{(t)}, t-1)) = -\psi(n_{t-1}) + \psi(k) - \log \frac{\pi^{d/2}}{\Gamma(1 + \frac{d}{2})} - d \log \delta_{t-1}^k(g_\omega(\mathbf{x}^{(t)}, t-1)) \quad (4)$$

where $\psi(\cdot)$ and $\Gamma(\cdot)$ are digamma function and gamma function, respectively. When training our flow-based model, we estimate the log-likelihood by Eq. (4) for all samples in the t -th domain $\{\mathbf{x}_i^{(t)}\}_{i=1}^{n_t}$ and minimize its sample average $-\frac{d}{n_t} \sum_{i=1}^{n_t} \log \delta_{t-1}^k(g_\omega(\mathbf{x}_i^{(t)}, t-1))$ with respect to the parameter ω .

For simplicity, we consider the case that the sizes of datasets are the same $n_t = n_{t-1} = n$. The cost of computing the log-likelihood by the k NN estimators is $\mathcal{O}(n^2)$. During the training of CNF g_ω , the computation of log-likelihood by the k NN estimators is required each time the parameter of CNF g_ω is updated. We use the nearest neighbor descent algorithm (Dong et al., 2011) to reduce the computational cost of the k NN estimators. The algorithm can construct k NN graphs efficiently, and the computational cost is empirically evaluated to be $\mathcal{O}(n^{1.14})$.

Another way to estimate the log-likelihood $\log p_{t-1}(g(\mathbf{x}^{(t)}, t-1))$ is to approximate p_{t-1} by a surrogate function. Our preliminary experiments show that the k NN estimators are suitable for learning continuous changes between domains, and the details of the preliminary experiments are described in Appendix C.

4.3 Gaussian Mixture Model

An NF transforms observed samples into samples from a known probability distribution. Izmailov et al. (2020) proposed a semi-supervised learning method with DNF by using a Gaussian mixture distribution as the known probability distribution. In this subsection, we explain the Gaussian mixture model suitable for our proposed method and the log-likelihood of the flow-based model with respect to the Gaussian mixture model.

The distribution p_0 , conditioned on the label s , is modeled by a Gaussian with mean $\boldsymbol{\mu}_s$ and covariance matrix Σ_s , $p_0(\mathbf{z}|y=s) = \mathcal{N}(\mathbf{z}|\boldsymbol{\mu}_s, \Sigma_s)$. The distribution of \mathbf{z} is a Gaussian mixture. Following Izmailov et al. (2020), we assume the classes $\{1, 2, \dots, C\}$ are balanced, i.e., $\forall s \in \{1, 2, \dots, C\}$, $p(y=s) = 1/C$, and the Gaussian mixture distribution is $p_0(\mathbf{z}) = \frac{1}{C} \sum_{s=1}^C \mathcal{N}(\mathbf{z}|\boldsymbol{\mu}_s, \Sigma_s)$. The Gaussian distributions for different labels should be distinguishable from each other, and it is desirable that appropriate mean $\boldsymbol{\mu}_s$ and covariance matrix Σ_s is assigned to each Gaussian distribution. We set an identity matrix as the covariance matrix for all classes $\Sigma_s = I$. We propose to assign the mean vector using the polar coordinates system. Let θ_s be the angle with respect to each element of the mean vector $\boldsymbol{\mu}_s = [\mu_{s_1}, \dots, \mu_{s_d}]^\top$. The angle is defined as $\theta_s = 2\pi(s-1)/C, \forall s \in \{1, 2, \dots, C\}$. Each element of the mean vector is given by

$$\mu_{s_i} = \begin{cases} r \cos \theta_s (\sin \theta_s)^{i-1}, & (i = 1, \dots, d-1) \\ r (\sin \theta_s)^{d-1}, & (i = d) \end{cases} \quad (5)$$

where r is the distance from the origin in the polar coordinate system. Note that r is a hyperparameter.

Since the source domain has labeled data, by using Eq. (3), the class conditional log-likelihood of a labeled sample is given by

$$\begin{aligned} \log p_1(g_\omega(\mathbf{x}^{(1)}, 1)|y=s) &= \log p_0(g_\omega(\mathbf{x}^{(1)}, 0)|y=s) - \int_0^1 \text{Tr} \left(\frac{\partial v}{\partial g_\omega} \right) dt \\ &= \log \mathcal{N}(g_\omega(\mathbf{x}^{(1)}, 0)|\boldsymbol{\mu}_s, \Sigma_s) - \int_0^1 \text{Tr} \left(\frac{\partial v}{\partial g_\omega} \right) dt. \end{aligned} \quad (6)$$

The intermediate domains and the target domain has no labeled data. The log-likelihood

of an unlabeled sample is given by

$$\begin{aligned} \log p_j(g_\omega(\mathbf{x}^{(j)}, j)) = & \log \left\{ \frac{1}{C} \sum_{s=1}^C \mathcal{N}(g_\omega(\mathbf{x}^{(j)}, 0) | \mu_s, \Sigma_s) \right\} \\ & - \sum_{t=2}^j d \log \delta_{t-1}^k(g_\omega(\mathbf{x}^{(j)}, t-1)) - \int_0^j \text{Tr} \left(\frac{\partial v}{\partial g_\omega} \right) dt. \end{aligned} \quad (7)$$

We show a pseudocode for our proposed method in Algorithm 1, which incorporates the methods described in Sections 4.1 to 4.3. Namely, to learn the gradual shifts between domains, we maximize the log-likelihood of our flow-based model g_ω on all the data from the initially given domains. The algorithm minimizes the following objective function with respect to the flow-based model g_ω :

$$\mathcal{L}(\omega; S, \{U^{(j)}\}_{j=2}^K) = -\frac{1}{n_1} \sum_{i=1}^{n_1} \log p_1(g_\omega(\mathbf{x}_i^{(1)}, 1) | y_i) - \sum_{j=2}^K \frac{1}{n_j} \sum_{i=1}^{n_j} \log p_j(g_\omega(\mathbf{x}_i^{(j)}, j)).$$

Our proposed method has two hyperparameters k and r . The hyperparameter k affects the computation of log-likelihood by k NN estimators, as introduced in Section 4.2, and the hyperparameter r controls the distance between the Gaussian distributions corresponding to each class, as introduced in Section 4.3. We discuss how to tune these hyperparameters in Appendix B.

We consider making predictions for a new sample by using our flow-based model. Using Bayes' theorem, the predictive distribution of the given test sample \mathbf{x} is given by

$$p(y|\mathbf{x}) = \frac{p(\mathbf{x}|y)p(y)}{\sum_{s=1}^C p(\mathbf{x}|y=s)p(y=s)} = \frac{\mathcal{N}(g_\omega(\mathbf{x}, 0) | \mu_y, \Sigma_y)}{\sum_{s=1}^C \mathcal{N}(g_\omega(\mathbf{x}, 0) | \mu_s, \Sigma_s)}. \quad (8)$$

Therefore, the class label of a new sample \mathbf{x} is predicted by

$$\hat{y} = \underset{s \in \{1, \dots, C\}}{\text{argmax}} p(y = s | \mathbf{x}).$$

4.4 Theoretical Aspects of Flow-based Model

Our proposed method maximizes the log-likelihood of labeled data with respect to ω given by Eq. (6). We utilize NFs to model the distribution of inputs $p(\mathbf{x}|y)$, and via Eq. (8), our proposed method also implicitly models the distribution of outputs $p(y|\mathbf{x})$. We denote the expected loss on the source domain as follows

$$\mathcal{L}_1(g_\omega) = \mathbb{E}_{\mathbf{x}, y \sim p_1(\mathbf{x}, y)} [-\log p(y|\mathbf{x})] = \mathbb{E}_{\mathbf{x}, y \sim p_1(\mathbf{x}, y)} \left[-\log \frac{\mathcal{N}(g_\omega(\mathbf{x}, 0) | \mu_y, \Sigma_y)}{\sum_{s=1}^C \mathcal{N}(g_\omega(\mathbf{x}, 0) | \mu_s, \Sigma_s)} \right].$$

Similarly, the expected loss on the j -th domain is denoted as $\mathcal{L}_j(g_\omega) = \mathbb{E}_{\mathbf{x}, y \sim p_j(\mathbf{x}, y)} [-\log p(y|\mathbf{x})]$. For notational simplicity, we omit the argument of the expected loss and denote it as \mathcal{L}_1 and \mathcal{L}_j . Note that $\log p(y|\mathbf{x})$ is a probability mass function, and we consider the following natural assumption.

Assumption 1. (Nguyen et al., 2022) *For some $M \in \mathbb{R}_{\geq 0}$, the loss satisfies $0 \leq -\log p(y|\mathbf{x}) \leq M$ where $\forall \mathbf{x} \in \mathcal{X}, y \in \mathcal{Y}$.*

Nguyen et al. (2022) derived an upper bound for the loss L_2 based on the source loss L_1 and the Kullback-Leibler (KL) divergence between the source and the target domains. Note that in the standard domain adaptation, there is no intermediate domain and $K = 2$.

Proposition 1. (Nguyen et al., 2022) *If Assumption 1 holds, we have*

$$L_2 \leq L_1 + \frac{M}{\sqrt{2}} \sqrt{\text{KL}[p_2(\mathbf{x})|p_1(\mathbf{x})] + \mathbb{E}_{p_2(\mathbf{x})}[\text{KL}[p_2(y|\mathbf{x})|p_1(y|\mathbf{x})]]} \quad (9)$$

where $\text{KL}[\cdot|\cdot]$ denotes the KL divergence.

Proof. See Appendix G. □

In Eq. (9), we note that it is impossible to calculate the conditional misalignment term $\mathbb{E}_{p_2(\mathbf{x})}[\text{KL}[p_2(y|\mathbf{x})|p_1(y|\mathbf{x})]]$ since the labels from the second domain are not given. We make the following assumption ²:

Assumption 2. *For any $t \in \{1, 2, \dots, K\}$, $p_t(y|\mathbf{x}) = p_{t+1}(y|\mathbf{x})$, $\forall \mathbf{x} \in \mathcal{X}, y \in \mathcal{Y}$.*

We can reduce the marginal misalignment term $\text{KL}[p_2(\mathbf{x})|p_1(\mathbf{x})]$ by transforming p_2 to p_1 with NFs. A CNF transforms a sample $\mathbf{x} \sim p_{t+1}(\mathbf{x})$ to a sample from the probability distribution $p_t(\mathbf{x})$ of the adjacent domain, and the log-likelihood of the flow-based model satisfies

$$\log p_{t+1}(g_\omega(\mathbf{x}, t+1)) = \log p_t(g_\omega(\mathbf{x}, t)) - \int_t^{t+1} \text{Tr} \left(\frac{\partial v}{\partial g_\omega} \right) dt.$$

The expectation of the minus of the log-likelihood function to be minimized is given by

$$\mathbb{E}_{p_{t+1}(\mathbf{x})}[-\log p_{t+1}(g_\omega(\mathbf{x}, t+1))]. \quad (10)$$

Onken et al. (2021) derived the following proposition.

Proposition 2. (Onken et al., 2021) *The minimization of Eq. (10) is equivalent to the minimization of the KL divergence between $p_t(\mathbf{x})$ and $p_{t+1}(\mathbf{x})$ transformed by g_ω .*

Proof. See Appendix G. □

Let $p_{t+1}^*(\mathbf{x})$ be the flowed distribution obtained by transforming p_{t+1} using g from time $t+1$ to t . Proposition 2 allows us to rewrite Eq. (9) as follows

$$L_2 \leq L_1 + \frac{M}{\sqrt{2}} \sqrt{\text{KL}[p_2^*(\mathbf{x})|p_1(\mathbf{x})] + \mathbb{E}_{p_2(\mathbf{x})}[\text{KL}[p_2(y|\mathbf{x})|p_1(y|\mathbf{x})]]}. \quad (11)$$

We extend Eq. (11) and introduce the following corollary that gives an upper bound of the target loss L_K .

Corollary 1. *If Assumptions 1 and 2 hold, we have*

$$L_K \leq L_1 + \frac{M}{\sqrt{2}} \sum_{t=2}^K \sqrt{\text{KL}[p_t^*(\mathbf{x})|p_{t-1}(\mathbf{x})]}.$$

²This assumption can be slightly relaxed by setting $\text{KL}[p_{t+1}(y|\mathbf{x})|p_t(y|\mathbf{x})] \leq \varepsilon_t$ with small constants $\varepsilon_t \geq 0, \forall t \in \{1, \dots, K-1\}$.

Proof. See Appendix G. □

In gradual domain adaptation, it is assumed that there is a large discrepancy between the source and the target domains; hence it is highly likely that $p_K(\mathbf{x})/p_1(\mathbf{x}) \rightarrow \infty$ for some \mathbf{x} and the KL divergence between the marginal distributions of the source and the target is not well-defined. Corollary 1 ensures that our proposed method avoids the risk by utilizing the intermediate domains and the target loss L_K is bounded.

In Section 5.3, we confirm that the target loss L_K is large when our flow-based model g_ω is trained only with the source and the target datasets.

Algorithm 1 Gradual Domain Adaptation with CNF

Input: labeled dataset S and unlabeled datasets $\{U^{(j)}\}_{j=2}^K$

Output: trained CNF g_ω

```

1:  $j \leftarrow K$  ▷ start training from the target domain
2: while  $j > 0$  do
3:    $t_0 \leftarrow j - 1, \quad t_1 \leftarrow j.$ 
4:   initial values are set to  $\mathbf{x}^{(j)}$  and 0.
5:   while  $t_0 > 0$  do ▷ the initial value problem is solved sequentially
6:     solve the initial value problem Eq. (2) to obtain  $g_\omega(\mathbf{x}^{(j)}, t_0)$  and
        $\log p_{t_1}(\tau(t_1)) - \log p_{t_0}(g_\omega(\mathbf{x}^{(j)}, t_0))$ .
7:     the solutions are used as the initial values in the next iteration.
8:      $t_0 \leftarrow t_0 - 1, \quad t_1 \leftarrow t_1 - 1.$ 
9:   end while
10:  if  $j = 1$  then ▷ update CNF  $g_\omega$ 
11:    maximize the log-likelihood of labeled data as Eq. (6) with respect to  $\omega$ .
12:  else
13:    maximize the log-likelihood of unlabeled data as Eq. (7) with respect to  $\omega$ .
14:  end if
15:   $j \leftarrow j - 1$  ▷ training on the adjacent domain
16: end while

```

4.5 Limitation

Grathwohl et al. (2019) discussed the details of the scalability of a CNF. They assumed that the cost of evaluating a CNF g is $\mathcal{O}(dH)$, where d is the dimension of the input and H is the size of the largest hidden unit in v . They derived the cost of computing the likelihood as $\mathcal{O}(dHN)$, where N is the number of evaluations of g in the ODE solver. In general, the training cost of the CNF g is high because the number of evaluations N of g in the ODE solver is large. The computational cost of the proposed method depends on the number of domains. When K domains are given, we have to solve the initial value problem $\frac{1}{2}K(K+1)$ times. Thus, the computation cost of the proposed method is $\mathcal{O}(dHNK^2)$, and the proposed method is computationally expensive when the number of intermediate domains is large. Conversely, when we can access abundant intermediate domains and the distances between the intermediate domains are small, the self-training-based gradual domain adaptation algorithm (Kumar et al., 2020) will be applicable.

In principle, the proposed method is applicable to any dimensional data as input, such as image data, but the current technology of CNF is the computational bottle-

neck. In practice, The current technology of CNF makes it difficult to compute high-dimensional data directly, particularly in terms of computational complexity and memory capacity. If a faster method of CNF training is developed, this issue will be solved. Moreover, as mentioned in Brehmer and Cranmer (2020), NFs are unsuitable for data that do not populate the full ambient space. Therefore, as a preprocessing, it is reasonable to reduce dimensionality of high-dimensional data. A combination of the proposed method and VAE is applicable to image data. Although our interest is gradual domain adaptation, the proposed method can be used for data generation. We can utilize the trained CNF and VAE for generating artificial intermediate images such as morphing. We show a demonstration of morphing on the **Rotating MNIST** in Figure 2. The details of the experiment are shown in Appendix F.

In gradual domain adaptation, the ordered sequence of the intermediate domains is given, and it is assumed that there is no noisy intermediate domain whose p -Wasserstein distances from adjacent domains are large. If a noisy intermediate domain exists, the performance of the proposed method will deteriorate.




Figure 2: Demonstration of morphing on the **Rotating MNIST**.

5 EXPERIMENTS

We evaluate the performance of our proposed method on two toy datasets and five real-world datasets. We use the implementation of the CNF³ provided by Huang and Yeh (2021). We use the nearest neighbor descent algorithm (Dong et al., 2011) to reduce the computational cost of the k NN estimators. PyNNDescent⁴ provides a python implementation of the nearest neighbor descent. We use Pytorch (Paszke et al., 2019) to implement all procedures in our proposed method other than the procedure of the CNF and the nearest neighbor descent. We use WILDS (Koh et al., 2021) and MoleculeNet (Wu et al., 2018) to load pre-processed datasets. All experiments are conducted on our server with Intel Xeon Gold 6354 processors and NVIDIA A100 GPU.

5.1 Datasets

We use existing datasets with modifications for gradual domain adaptation. Since we are considering the situation that the distances of the adjacent domains are large, we

³<https://github.com/hanhsienhuang/CNF-TPR>

⁴<https://github.com/lmcinnes/pynndescent/tree/master>

prepare only one or two intermediate domains. We summarize the information on the datasets used in our experiments in Table 1. The details of the datasets are shown in Appendix E.

Table 1: Summary of datasets.

Name	Data Format	Number of Dimensions	Number of Classes	Number of Samples			
				Source	Intermediate1	Intermediate2	Target
Two Moon	Tabular	2	2	1,788	1,833	NA	1,818
Block	Tabular	2	5	1,810	1,840	1,845	1,840
Rotating MNIST (Kumar et al., 2020)	Image	784	10	2,000	2,000	NA	2,000
Portraits (Ginosar et al., 2015)	Image	1,024	2	2,000	2,000	NA	2,000
Tox21 (Thomas et al., 2018)	Tabular	108	2	3,284	1,898	NA	807
SHIFT 15M (Kimura et al., 2021)	Tabular	4,096	7	5,000	5,000	NA	5,000
RxRx1 (Taylor et al., 2019)	Image	3,072	4	9,856	9,856	NA	6,856

5.2 Experimental Settings

Brehmer and Cranmer (2020) mentioned that NFs are unsuitable for data that do not populate the full ambient space. Therefore, we apply UMAP (McInnes et al., 2018) to each dataset as preprocessing. When data generation is also required, we use VAE as a preprocessing, as shown in Figure 2. UMAP can use partial labels for semi-supervised learning; hence, we utilize the labels of the source dataset as the partial labels. To determine the appropriate embedding dimension, we train a CNF g_ω on the dimension-reduced source dataset by maximizing Eq. (6) with respect to ω . We select the embedding dimension with which the result of 3-fold cross-validation in the dimension-reduced source domain is best. All parameters in UMAP are set to their default values.

One CNF block consists of two fully connected layers with 64 nodes in each layer. Our flow-based model g consists of one CNF block. We set default values for the hyperparameters k and r . We assign $k = 15$ for all datasets and $r = 3$ and $r = 10$ for binary and multi-class classification, respectively.

The baseline methods are self-training-based gradual domain methods, as introduced in Section 3. Recall that these methods update a hypothesis $h : \mathcal{X} \rightarrow \mathcal{Y}$ trained on the source dataset by applying sequential self-training. We follow the hypothesis used in He et al. (2023) since they consider the same problem settings as ours. The hypothesis h consists of an encoder and a classifier. The encoder has two convolutional layers, and the classifier has two convolutional layers and two fully connected layers. Since we apply UMAP to all datasets as preprocessing, we modify the convolutional layer of the model to fully connected layers.

5.3 Necessity of Intermediate Domains

Our key idea is to use CNF to learn gradual shifts between domains. We show the necessity of intermediate domains for the training of CNF. Figure 3 shows the results of CNF training with and without the intermediate domain on the **Block** dataset. In Figure 3, we show the transformation from the target data to the source data by trained CNF. Visually, the CNF trained with the intermediate dataset transforms the target data to the source data as expected. From these results, we conclude that it is important to

train CNF with datasets from the source, intermediate, and target domains to capture the gradual shift.

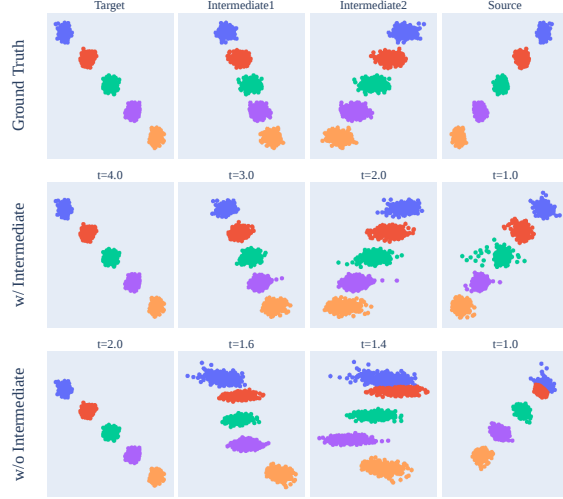


Figure 3: Necessity of intermediate domains. The CNF trained with the intermediate dataset transforms the target data to the source data as expected.

5.4 Comparison with Baseline Methods

To verify the effectiveness of the proposed method, we compare it with the following baseline methods.

SourceOnly: We train the classifier with the source dataset only.

GradualSelfTrain (Kumar et al., 2020): We apply gradual self-training with the initially given domains.

GOAT (He et al., 2023): We interpolate the initially given domains with optimal transport and apply gradual self-training.

The key idea of gradual domain adaptation is that the parameters of the hypothesis $h : \mathcal{X} \rightarrow \mathcal{Y}$ should be updated gradually. GIFT (Abnar et al., 2021) and AuxSelfTrain (Zhang et al., 2021) are methods that apply the idea of gradual domain adaptation to conventional domain adaptation. The problem settings considered in GIFT and AuxSelfTrain differ from those considered in ours. We show the results of the comparison between the proposed method and these methods in Appendix D since conventional (non-gradual) domain adaptation is out of our scope.

Each evaluation was repeated 10 times with different values of initial weights of neural networks. We show the experimental results in Figure 4. Our proposed method has comparable or superior accuracy to the baseline methods on all datasets.

6 DISCUSSION AND CONCLUSION

Gradual domain adaptation is one of the promising approaches to address the problem of a large domain gap by leveraging the intermediate domain. The previous work (Kumar et al., 2020) assumed that the intermediate domain gradually shifts from the source domain to the target domain and that the distance between adjacent domains is small. In this study, we consider the problem of a large distance between adjacent domains. The

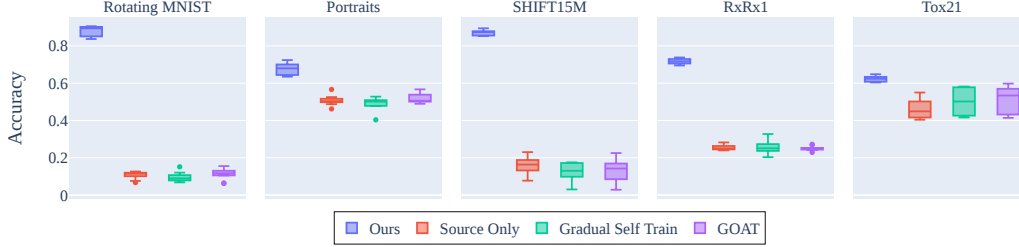


Figure 4: Comparison of accuracy on two toy datasets and five real-world datasets. The proposed method has comparable or superior accuracy to the baseline methods on all datasets.

proposed method mitigates the problem by utilizing normalizing flows, with a theoretical guarantee on the prediction error in the target domain. We evaluate the effectiveness of our proposed method on two toy datasets and five real-world datasets. The proposed method mitigates the limit of applicability of gradual domain adaptation.

As mentioned in Section 4.5, we assume that there is no noisy intermediate domain. A noisy intermediate domain causes the deterioration of the predictive performance of the proposed method. For such a case, we should develop a method to select several appropriate intermediate domains from the initially given intermediate domain.

Acknowledgments

H.H. is partly supported by JST CREST Grant Nos. JPMJCR1761 and JPMJCR2015, JST-Mirai Program Grant No. JPMJMI19G1, and NEDO Grant No. JPNP18002.

References

- Abdal, R., Zhu, P., Mitra, N. J., and Wonka, P. (2021). Styleflow: Attribute-conditioned exploration of stylegan-generated images using conditional continuous normalizing flows. *ACM Transactions on Graphics (ToG)*, 40(3):1–21.
- Abnar, S., Berg, R. v. d., Ghiasi, G., Dehghani, M., Kalchbrenner, N., and Sedghi, H. (2021). Gradual domain adaptation in the wild: When intermediate distributions are absent. *arXiv preprint arXiv:2106.06080*.
- Askari, H., Latif, Y., and Sun, H. (2023). Mapflow: latent transition via normalizing flow for unsupervised domain adaptation. *Machine Learning*, pages 1–22.
- Ben-David, S., Blitzer, J., Crammer, K., Pereira, F., et al. (2007). Analysis of representations for domain adaptation. *Advances in neural information processing systems*, 19:137.
- Bengio, Y., Louradour, J., Collobert, R., and Weston, J. (2009). Curriculum learning. In *Proceedings of the 26th Annual International Conference on Machine Learning, ICML '09*, page 41–48, New York, NY, USA. Association for Computing Machinery.
- Brehmer, J. and Cranmer, K. (2020). Flows for simultaneous manifold learning and density estimation. *Advances in Neural Information Processing Systems*, 33:442–453.

- Caterini, A. L., Loaiza-Ganem, G., Pleiss, G., and Cunningham, J. P. (2021). Rectangular flows for manifold learning. *Advances in Neural Information Processing Systems*, 34:30228–30241.
- Chen, H.-Y. and Chao, W.-L. (2021). Gradual domain adaptation without indexed intermediate domains. *Advances in Neural Information Processing Systems*, 34.
- Chen, R. T., Rubanova, Y., Bettencourt, J., and Duvenaud, D. K. (2018). Neural ordinary differential equations. *Advances in neural information processing systems*, 31.
- Choi, J., Choi, Y., Kim, J., Chang, J., Kwon, I., Gwon, Y., and Min, S. (2020). Visual domain adaptation by consensus-based transfer to intermediate domain. In *Proceedings of the AAAI Conference on Artificial Intelligence*, volume 34, pages 10655–10662.
- Cortes, C., Mansour, Y., and Mohri, M. (2010). Learning bounds for importance weighting. In *Nips*, volume 10, pages 442–450. Citeseer.
- Cui, S., Wang, S., Zhuo, J., Su, C., Huang, Q., and Tian, Q. (2020). Gradually vanishing bridge for adversarial domain adaptation. In *Proceedings of the IEEE/CVF Conference on Computer Vision and Pattern Recognition*, pages 12455–12464.
- Dai, Y., Liu, J., Sun, Y., Tong, Z., Zhang, C., and Duan, L.-Y. (2021). Idm: An intermediate domain module for domain adaptive person re-id. In *Proceedings of the IEEE/CVF International Conference on Computer Vision*, pages 11864–11874.
- Das, H. P., Tran, R., Singh, J., Lin, Y.-W., and Spanos, C. J. (2021). Cdcgen: Cross-domain conditional generation via normalizing flows and adversarial training. *arXiv preprint arXiv:2108.11368*.
- Dinh, L., Sohl-Dickstein, J., and Bengio, S. (2017). Density estimation using real NVP. In *5th International Conference on Learning Representations, ICLR 2017, Toulon, France, April 24-26, 2017, Conference Track Proceedings*. OpenReview.net.
- Dong, J., Zhou, S., Wang, B., and Zhao, H. (2022). Algorithms and theory for supervised gradual domain adaptation. *arXiv preprint arXiv:2204.11644*.
- Dong, W., Moses, C., and Li, K. (2011). Efficient k-nearest neighbor graph construction for generic similarity measures. In *Proceedings of the 20th international conference on World wide web*, pages 577–586.
- Drwal, M. N., Siramshetty, V. B., Banerjee, P., Goede, A., Preissner, R., and Dunkel, M. (2015). Molecular similarity-based predictions of the tox21 screening outcome. *Frontiers in Environmental science*, 3:54.
- Faivishevsky, L. and Goldberger, J. (2008). Ica based on a smooth estimation of the differential entropy. In Koller, D., Schuurmans, D., Bengio, Y., and Bottou, L., editors, *Advances in Neural Information Processing Systems*, volume 21. Curran Associates, Inc. https://proceedings.neurips.cc/paper_files/paper/2008/file/3dc4876f3f08201c7c76cb71fa1da439-Paper.pdf.
- Gadermayr, M., Eschweiler, D., Klinkhammer, B. M., Boor, P., and Merhof, D. (2018). Gradual domain adaptation for segmenting whole slide images showing pathological variability. In *International Conference on Image and Signal Processing*, pages 461–469. Springer.

- Ginosar, S., Rakelly, K., Sachs, S., Yin, B., and Efros, A. A. (2015). A century of portraits: A visual historical record of american high school yearbooks. In *Proceedings of the IEEE International Conference on Computer Vision Workshops*, pages 1–7.
- Gong, R., Li, W., Chen, Y., and Gool, L. V. (2019). Dlow: Domain flow for adaptation and generalization. In *Proceedings of the IEEE/CVF Conference on Computer Vision and Pattern Recognition*, pages 2477–2486.
- Goria, M. N., Leonenko, N. N., Mergel, V. V., and Inverardi, P. L. N. (2005). A new class of random vector entropy estimators and its applications in testing statistical hypotheses. *Journal of Nonparametric Statistics*, 17(3):277–297.
- Grathwohl, W., Chen, R. T., Bettencourt, J., Sutskever, I., and Duvenaud, D. (2019). Ffjord: Free-form continuous dynamics for scalable reversible generative models. In *International Conference on Learning Representations*.
- Grover, A., Chute, C., Shu, R., Cao, Z., and Ermon, S. (2020). Alignflow: Cycle consistent learning from multiple domains via normalizing flows. In *Proceedings of the AAAI Conference on Artificial Intelligence*, volume 34, pages 4028–4035.
- He, Y., Wang, H., and Zhao, H. (2023). Generative gradual domain adaptation with optimal transport. https://openreview.net/forum?id=E1_fqDe3YIC.
- Hino, H. and Murata, N. (2013). Information estimators for weighted observations. *Neural Networks*, 46:260–275.
- Ho, J., Chen, X., Srinivas, A., Duan, Y., and Abbeel, P. (2019). Flow++: Improving flow-based generative models with variational dequantization and architecture design. In *International Conference on Machine Learning*, pages 2722–2730. PMLR.
- Horvat, C. and Pfister, J.-P. (2021). Denoising normalizing flow. *Advances in Neural Information Processing Systems*, 34:9099–9111.
- Hsu, H.-K., Yao, C.-H., Tsai, Y.-H., Hung, W.-C., Tseng, H.-Y., Singh, M., and Yang, M.-H. (2020). Progressive domain adaptation for object detection. In *Proceedings of the IEEE/CVF Winter Conference on Applications of Computer Vision*, pages 749–757.
- Huang, H.-H. and Yeh, M.-Y. (2021). Accelerating continuous normalizing flow with trajectory polynomial regularization. In *Proceedings of the AAAI Conference on Artificial Intelligence*, volume 35, pages 7832–7839.
- Huang, P., Xu, M., Zhu, J., Shi, L., Fang, F., and Zhao, D. (2022). Curriculum reinforcement learning using optimal transport via gradual domain adaptation. In Oh, A. H., Agarwal, A., Belgrave, D., and Cho, K., editors, *Advances in Neural Information Processing Systems*. https://openreview.net/forum?id=_cFdPHRLuJ.
- Huang, Z., Chen, S., Zhang, J., and Shan, H. (2021). Ageflow: Conditional age progression and regression with normalizing flows. In Zhou, Z.-H., editor, *Proceedings of the Thirtieth International Joint Conference on Artificial Intelligence, IJCAI-21*, pages 743–750. International Joint Conferences on Artificial Intelligence Organization. Main Track.

- Izmailov, P., Kirichenko, P., Finzi, M., and Wilson, A. G. (2020). Semi-supervised learning with normalizing flows. In *International Conference on Machine Learning*, pages 4615–4630. PMLR.
- Kalatzis, D., Ye, J. Z., Pouplin, A., Wohler, J., and Hauberg, S. (2021). Density estimation on smooth manifolds with normalizing flows. *arXiv preprint arXiv:2106.03500*.
- Kimura, M., Nakamura, T., and Saito, Y. (2021). Shift15m: Multiobjective large-scale fashion dataset with distributional shifts. *arXiv preprint arXiv:2108.12992*.
- Kingma, D. P. and Dhariwal, P. (2018). Glow: Generative flow with invertible 1x1 convolutions. *Advances in neural information processing systems*, 31.
- Kirichenko, P., Izmailov, P., and Wilson, A. G. (2020). Why normalizing flows fail to detect out-of-distribution data. *Advances in neural information processing systems*, 33:20578–20589.
- Koh, P. W., Sagawa, S., Marklund, H., Xie, S. M., Zhang, M., Balsubramani, A., Hu, W., Yasunaga, M., Phillips, R. L., Gao, I., et al. (2021). Wilds: A benchmark of in-the-wild distribution shifts. In *International Conference on Machine Learning*, pages 5637–5664. PMLR.
- Kong, Z. and Chaudhuri, K. (2020). The expressive power of a class of normalizing flow models. In *International conference on artificial intelligence and statistics*, pages 3599–3609. PMLR.
- Kozachenko, L. and Leonenko, N. (1987). Sample estimate of the entropy of a random vector. *Problems of information transmission*, 23(2):95 – 101.
- Kumar, A., Ma, T., and Liang, P. (2020). Understanding self-training for gradual domain adaptation. In *International Conference on Machine Learning*, pages 5468–5479. PMLR.
- Kuznetsov, M. and Polykovskiy, D. (2021). Molgrow: A graph normalizing flow for hierarchical molecular generation. In *Proceedings of the AAAI Conference on Artificial Intelligence*, volume 35, pages 8226–34.
- Lu, Y. and Huang, B. (2020). Structured output learning with conditional generative flows. In *Proceedings of the AAAI Conference on Artificial Intelligence*, volume 34, pages 5005–5012.
- Mahajan, S., Gurevych, I., and Roth, S. (2019). Latent normalizing flows for many-to-many cross-domain mappings. In *International Conference on Learning Representations*.
- Mansour, Y., Mohri, M., and Rostamizadeh, A. (2009). Domain adaptation: Learning bounds and algorithms. In *22nd Conference on Learning Theory, COLT 2009*.
- McInnes, L., Healy, J., Saul, N., and Grossberger, L. (2018). Umap: Uniform manifold approximation and projection. *The Journal of Open Source Software*, 3(29):861.
- Nguyen, A. T., Tran, T., Gal, Y., Torr, P., and Baydin, A. G. (2022). KL guided domain adaptation. In *International Conference on Learning Representations*.

- Onken, D., Wu Fung, S., Li, X., and Ruthotto, L. (2021). Ot-flow: Fast and accurate continuous normalizing flows via optimal transport. In *Proceedings of the AAAI Conference on Artificial Intelligence*, volume 35.
- Pan, Z., Yu, W., Yi, X., Khan, A., Yuan, F., and Zheng, Y. (2019). Recent progress on generative adversarial networks (gans): A survey. *IEEE Access*, 7:36322–36333.
- Papamakarios, G., Nalisnick, E., Rezende, D. J., Mohamed, S., and Lakshminarayanan, B. (2021). Normalizing flows for probabilistic modeling and inference. *Journal of Machine Learning Research*, 22(57):1–64.
- Paszke, A., Gross, S., Massa, F., Lerer, A., Bradbury, J., Chanan, G., Killeen, T., Lin, Z., Gimelshein, N., Antiga, L., Desmaison, A., Kopf, A., Yang, E., DeVito, Z., Raison, M., Tejani, A., Chilamkurthy, S., Steiner, B., Fang, L., Bai, J., and Chintala, S. (2019). Pytorch: An imperative style, high-performance deep learning library. In Wallach, H., Larochelle, H., Beygelzimer, A., d'Alché-Buc, F., Fox, E., and Garnett, R., editors, *Advances in Neural Information Processing Systems 32*, pages 8024–8035. Curran Associates, Inc.
- Pumarola, A., Popov, S., Moreno-Noguer, F., and Ferrari, V. (2020). C-flow: Conditional generative flow models for images and 3d point clouds. In *Proceedings of the IEEE/CVF Conference on Computer Vision and Pattern Recognition*, pages 7949–7958.
- Redko, I., Morvant, E., Habrard, A., Sebban, M., and Bennani, Y. (2019). *Advances in domain adaptation theory*. Elsevier.
- Rezende, D. and Mohamed, S. (2015). Variational inference with normalizing flows. In *International conference on machine learning*, pages 1530–1538. PMLR.
- Ross, B. and Cresswell, J. (2021). Tractable density estimation on learned manifolds with conformal embedding flows. *Advances in Neural Information Processing Systems*, 34:26635–26648.
- Sagawa, S. and Hino, H. (2023). Cost-effective framework for gradual domain adaptation with multifidelity. *Neural Networks*, 164:731–741.
- Simonyan, K. and Zisserman, A. (2015). Very deep convolutional networks for large-scale image recognition. In *International Conference on Learning Representations*.
- Taylor, J., Earnshaw, B., Mabey, B., Victors, M., and Yosinski, J. (2019). Rrx1: An image set for cellular morphological variation across many experimental batches. In *International Conference on Learning Representations (ICLR)*.
- Teshima, T., Ishikawa, I., Tojo, K., Oono, K., Ikeda, M., and Sugiyama, M. (2020). Coupling-based invertible neural networks are universal diffeomorphism approximators. *Advances in Neural Information Processing Systems*, 33:3362–3373.
- Thomas, R. S., Paules, R. S., Simeonov, A., Fitzpatrick, S. C., Crofton, K. M., Casey, W. M., and Mendrick, D. L. (2018). The us federal tox21 program: A strategic and operational plan for continued leadership. *Altex*, 35(2):163.
- Villani, C. (2009). *Optimal transport: old and new*, volume 338. Springer.

- Wang, H., He, H., and Katabi, D. (2020). Continuously indexed domain adaptation. In III, H. D. and Singh, A., editors, *Proceedings of the 37th International Conference on Machine Learning*, volume 119 of *Proceedings of Machine Learning Research*, pages 9898–9907. PMLR.
- Wang, H., Li, B., and Zhao, H. (2022). Understanding gradual domain adaptation: Improved analysis, optimal path and beyond. In Chaudhuri, K., Jegelka, S., Song, L., Szepesvari, C., Niu, G., and Sabato, S., editors, *Proceedings of the 39th International Conference on Machine Learning*, volume 162 of *Proceedings of Machine Learning Research*, pages 22784–22801. PMLR.
- Wu, Z., Ramsundar, B., Feinberg, E. N., Gomes, J., Geniesse, C., Pappu, A. S., Leswing, K., and Pande, V. (2018). Moleculenet: a benchmark for molecular machine learning. *Chemical science*, 9(2):513–530.
- Yang, G., Huang, X., Hao, Z., Liu, M.-Y., Belongie, S., and Hariharan, B. (2019). Point-flow: 3d point cloud generation with continuous normalizing flows. In *Proceedings of the IEEE/CVF International Conference on Computer Vision*, pages 4541–4550.
- Ye, M., Jiang, R., Wang, H., Choudhary, D., Du, X., Bhushanam, B., Mokhtari, A., Kejariwal, A., and Liu, Q. (2022). Future gradient descent for adapting the temporal shifting data distribution in online recommendation systems. In Cussens, J. and Zhang, K., editors, *Proceedings of the Thirty-Eighth Conference on Uncertainty in Artificial Intelligence*, volume 180 of *Proceedings of Machine Learning Research*, pages 2256–2266. PMLR.
- Zhai, J., Zhang, S., Chen, J., and He, Q. (2018). Autoencoder and its various variants. In *2018 IEEE International Conference on Systems, Man, and Cybernetics (SMC)*, pages 415–419.
- Zhang, Y., Deng, B., Jia, K., and Zhang, L. (2021). Gradual domain adaptation via self-training of auxiliary models. *arXiv preprint arXiv:2106.09890*.
- Zhao, H., Des Combes, R. T., Zhang, K., and Gordon, G. (2019). On learning invariant representations for domain adaptation. In *International Conference on Machine Learning*, pages 7523–7532. PMLR.
- Zhao, S., Li, B., Xu, P., and Keutzer, K. (2020). Multi-source domain adaptation in the deep learning era: A systematic survey. *arXiv preprint arXiv:2002.12169*.
- Zhou, S., Wang, L., Zhang, S., Wang, Z., and Zhu, W. (2022a). Active gradual domain adaptation: Dataset and approach. *IEEE Transactions on Multimedia*, 24:1210–1220.
- Zhou, S., Zhao, H., Zhang, S., Wang, L., Chang, H., Wang, Z., and Zhu, W. (2022b). Online continual adaptation with active self-training. In *International Conference on Artificial Intelligence and Statistics*, pages 8852–8883. PMLR.

Appendix A Learning Gradual Shifts with Discrete Normalizing Flows

We aim to learn the continuous change $\mathbf{x}^{(K)} \mapsto \dots \mapsto \mathbf{x}^{(1)} \mapsto \mathbf{z}$ by using normalizing flows (NFs). In principle, we can map the distribution of the target domain to the Gaussian mixture distribution via the intermediate and the source domains by utilizing multiple discrete normalizing flows (DNFs) $f^{(K)}, \dots, f^{(1)}$, though, it is empirically shown that discrete NFs are unsuitable for learning continuous change.

We use RealNVP (Dinh et al., 2017) as a discrete NF. One DNF block consists of four fully connected layers with 64 nodes in each layer. To improve the expressive power of the flow-based model, we stack three DNF blocks. The output from each DNF block should vary continuously. We train a DNF with the source and the intermediate datasets on the **Two Moon** dataset. Figure 5 shows the transformation of the intermediate data to the source data. We see that the CNF continuously transforms the intermediate data into the source data. On the other hand, the DNFs failed to transform the intermediate data into the source data, and the path of transformation is not continuous. From this preliminary experiments, we adopt continuous normalizing flow to realize the proposed gradual domain adaptation method. As a byproduct, the proposed method is capable of generating synthetic data from any intermediate domain even no sample from the domain is observed.

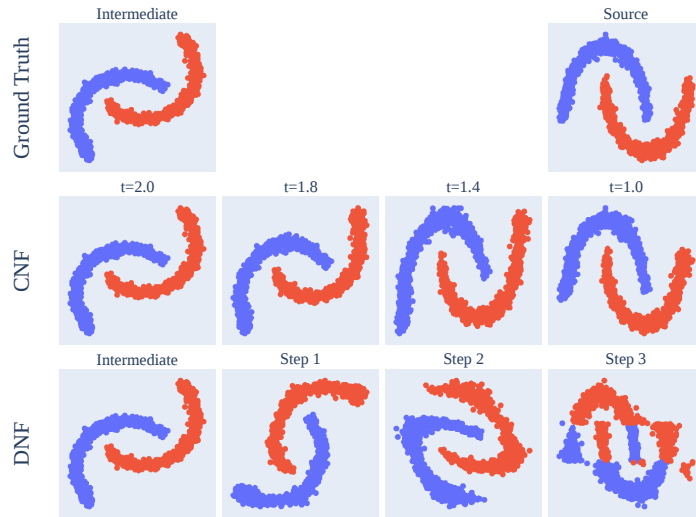


Figure 5: Comparison between the discrete and the continuous normalizing flows. While continuous NFs are suitable for learning continuous change, discrete NFs are unsuitable for learning continuous change.

Appendix B Hyperparameters

The proposed method has two hyperparameters k and r , and these parameters are introduced in Section 4.2 and Section 4.3, of the main body of the paper, respectively. The hyperparameter k affects the computation of log-likelihood by k NN estimators, and the hyperparameter r controls the distance between the Gaussian distributions corresponding to each class. In this section, from a practical point of view, we discuss how to tune these hyperparameters.

First, we discuss a tuning method of k . We estimate the log-likelihood by using a k nn estimator when learning the transformation between the consecutive domains. In general, the parameter k controls the trade-off between bias and variance. Optimal k also depends on whether the given dataset has local fine structure or not. We determine an appropriate k by fitting k NN classifier on the source dataset. We train a k NN classifier with only the source dataset and determine k from the result of 3-fold cross-validation.

We conduct numerical experiments to verify the validity of k , which is determined by the result of 3-fold cross-validation using the k NN classifier. We vary the hyperparameter k and train our flow-based model g_ω . After the training, we evaluate the accuracy on the target dataset. The evaluation of our flow-based model was repeated three times with different values of initial weights of neural networks. In Figure 6, the red dash line denotes the k which is determined by the result of k NN classifier fitting. The appropriate k can be determined roughly by the fitting of the k NN classifier on the source dataset.

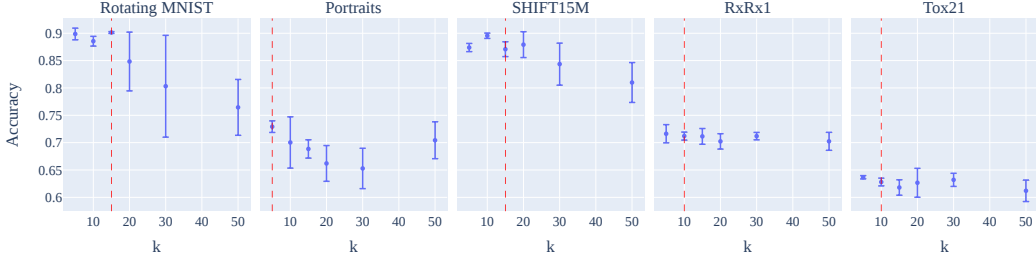


Figure 6: Experimental result of the training of our flow-based model with various hyperparameter k . The appropriate k can be determined roughly by the fitting of the k NN classifier on the source dataset.

Next, we discuss a tuning method of r . To conduct gradual domain adaptation with NF, our flow-based model learns the transformation between the distribution of the source domain and a Gaussian mixture distribution. The Gaussian distributions for different labels should be distinguishable from each other. We assign the mean of each Gaussian distribution with the polar coordinates system. Therefore, we should set the appropriate r , which is the distance from the origin in the polar coordinate system, based on the number of classes.

The hyperparameter r can be roughly determined by considering the number of classes and the number of dimensions of data. The distribution p_0 , conditioned on the label s , follows a Gaussian distribution $\mathcal{N}(\boldsymbol{\mu}_s, \Sigma_s)$. Let $\mathbf{m}(r)$ be the midpoint vector of the mean vectors $\boldsymbol{\mu}_s$ and $\boldsymbol{\mu}'_s$ of two adjacent Gaussian distributions. We assign a mean vector with the polar coordinates system as shown in Eq. (5), and it depends on the hyperparameter r . We propose a method to determine r by calculating $\max(\mathcal{N}(\mathbf{m}(r)|\boldsymbol{\mu}_s, \Sigma_s), \mathcal{N}(\mathbf{m}(r)|\boldsymbol{\mu}'_s, \Sigma'_s))$, and for simplicity, we denote it as $U(r)$. We should select sufficiently small r such that $U(r) \simeq 0$ since the Gaussian distributions

for different labels should be separable. We vary the hyperparameter r and calculate the value of $U(r)$. Figure 7 shows the result of the calculation. In Figure 7 (a), when the number of dimensions is fixed at 2, it can be seen that a larger r is required with a large number of classes. In Figure 7 (b), the number of classes is fixed at 10, and we see that the value of $U(r)$ becomes sufficiently small even for a small r when the number of dimensions is large.

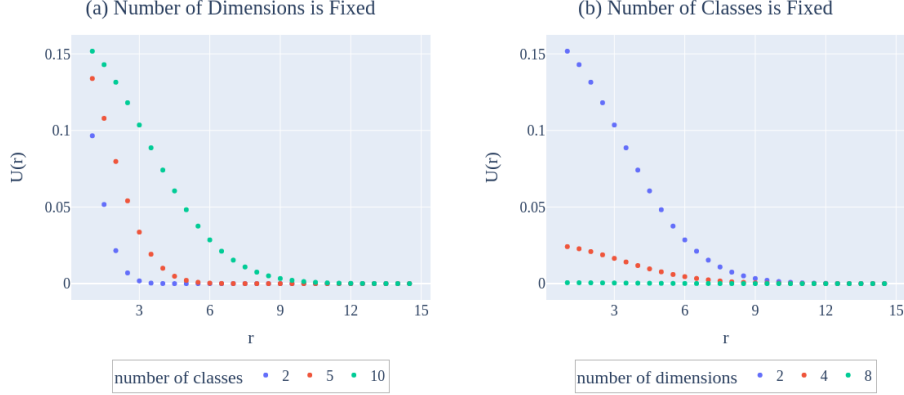


Figure 7: We can roughly determine the value of the hyperparameter r by calculating the value of $\max(\mathcal{N}(\mathbf{m}(r)|\boldsymbol{\mu}_s, \Sigma_s), \mathcal{N}(\mathbf{m}(r)|\boldsymbol{\mu}'_s, \Sigma'_s))$ where $\mathbf{m}(r)$ is the midpoint vector of the mean vectors $\boldsymbol{\mu}_s$ and $\boldsymbol{\mu}'_s$ with respect to two adjacent Gaussian distributions.

We conduct numerical experiments to verify the validity of r , which is determined by calculating $U(r)$. We train the proposed flow-based model g_ω with only the source dataset, i.e., we maximize the log-likelihood given by Eq. (6) with respect to ω . Figure 8 shows the result of 3-fold cross-validation. The red dash line in Figure 8 represents the smallest r , which induces $U(r) < 0.001$. We see that the accuracy on the source dataset does not change significantly with sufficiently large r , and it means that the Gaussian distributions for different labels are distinguishable from each other. Therefore, we should determine the hyperparameter r by calculating the value of $U(r)$.



Figure 8: Experimental result of the training of our flow-based model with various hyperparameter r on the source dataset only. When the hyperparameter r is sufficiently large, the accuracy on the source dataset does not change significantly.

Appendix C Estimation of Log-likelihood by Fitting Gaussian Mixture Distribution

Our proposed method learns the transformation of a sample from the j -th domain to a sample from the adjacent domain, and it needs estimation of the log-likelihood $\log p_{t-1}(g_\omega(\mathbf{x}^{(t)}, t-1))$ where $t = j$. We proposed a computation method of the log-likelihood by utilizing k NN estimators in Section 4.2 of the main body of the paper. In this section, as another way of estimation of the log-likelihood, we consider the approximation of p_{t-1} by a Gaussian mixture distribution. Let Q and $w_q^{(t-1)}$ be the number of mixture components and a mixture weight, respectively. The subscript q indicates the q -th component of a Gaussian mixture distribution, and the superscript $(t-1)$ indicates the domain. We approximate the $t-1$ -th domain with a Gaussian mixture distribution

$$p_{t-1}(\mathbf{x}^{(t-1)}) = \sum_{q=1}^Q w_q^{(t-1)} \mathcal{N}(\mathbf{x}^{(t-1)} | \boldsymbol{\mu}_q^{(t-1)}, \Sigma_q^{(t-1)}), \sum_{q=1}^Q w_q^{(t-1)} = 1$$

where $\boldsymbol{\mu}_q^{(t-1)}$ and $\Sigma_q^{(t-1)}$ are a mean vector and a covariance matrix, respectively. We fit a Gaussian mixture distribution for each domain. Therefore, we distinguish the mixture weight, the mean vector, and the covariance matrix by superscripts. We assign a sufficiently large value to Q since our aim is an estimation of the log-likelihood $\log p_{t-1}(g(\mathbf{x}^{(t)}, t-1))$.

We compare the log-likelihood estimation by fitted Gaussian mixture distributions with that by k NN estimators on the Two Moon dataset, and conclude that the k NN estimators is suitable for our proposed method. Since our toy dataset is a simple two moon forms, $Q = 30$ should be enough for modeling its distribution with high precision. Figure 9 shows the comparison of the transformation by the CNF trained with k NN estimators and that trained with the Gaussian mixture distributions for evaluating the likelihood. While the CNF trained with k NN estimators transforms the target data to the source data as expected, the CNF trained with fitted Gaussian mixture distributions fails to transform the target data to the source data.




Figure 9: Comparison of the estimation method of $\log p_{t-1}(g(\mathbf{x}^{(t)}, t-1))$. The CNF trained with k NN estimators transforms the target data to the source data as expected

Appendix D Comparison with Additional Baseline Methods

In this section, we compare the proposed method with additional baseline methods, GIFT (Abnar et al., 2021) and AuxSelfTrain (Zhang et al., 2021). We assume a situation where the intermediate domains are given, but gradual self-training is difficult due to the large distance between adjacent domains. GIFT and AuxSelfTrain are methods that apply the idea of gradual domain adaptation to conventional domain adaptation. Therefore, they assume a situation where the intermediate domains are not given, and they updated the source model by gradual self-training with pseudo intermediate domains generated by the source domain and the target domain. Note that conventional (non-gradual) domain adaptation is out of our scope.

We evaluate the original GIFT and AuxSelfTrain without the intermediate domains. Moreover, we sequentially apply the algorithm of GIFT and AuxSelfTrain to the intermediate datasets, which is regarded as a natural extension of these method to the problem of gradual domain adaptation. In Figure 10, the legends GIFT and AuxSelfTrain mean the result of training without the intermediate domains, and the legends Sequential GIFT and Sequential AuxSelfTrain mean the result of training with the intermediate domains. Each evaluation was repeated 10 times with different values of initial weights of neural networks. Our proposed method has comparable or superior accuracy to the additional baseline methods on all datasets.

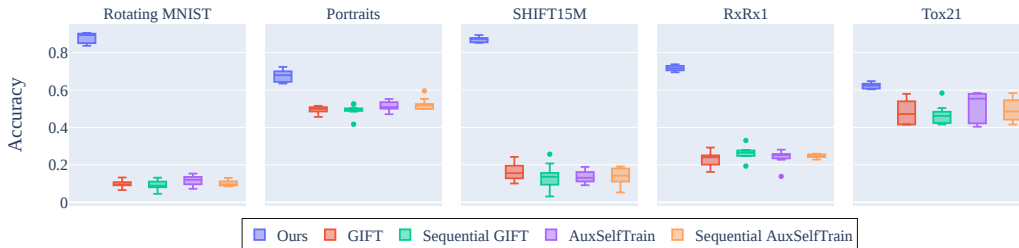


Figure 10: Comparison between the proposed method and the additional baseline methods. The proposed method has comparable or superior accuracy to the additional baseline methods on all datasets.

Appendix E Details of Datasets

Two Moon: A toy dataset. We use the two-moon dataset as the source domain. The intermediate domain and the target domain are prepared by rotating the source dataset by $\pi/4$ and $\pi/2$, respectively.

Block: A toy dataset. The number of dimensions of the data is two, and the number of classes is five. We prepare the intermediate and the target domain by adding horizontal movement to each class. Note that only the **Block** dataset has two intermediate domains.

Rotating MNIST (Kumar et al., 2020): We add rotations to the MNIST data. The rotation angle is 0 for the source domain, $\pi/6$ for the intermediate domain, and $\pi/3$ for the target domain. We normalize the image intensity to the range between 0 and 1 by dividing by 255.

Portraits (Ginosar et al., 2015): The **Portraits** dataset includes photographs of U.S. high school students from 1905 to 2013, and the task is gender classification. We sort the dataset in ascending order by year and split the dataset. The source dataset includes data from the 1900s to the 1930s. The intermediate dataset includes data from the 1940s and the 1950s. The target dataset includes data from the 1960s. We resize the original image to 32 x 32 and normalize the image intensity to the range between 0 and 1 by dividing by 255.

Tox21 (Thomas et al., 2018): The **Tox21** dataset contains the results of measuring the toxicity of compounds. The dataset contains 12 types of toxicity evaluation with a number of missing values. We merge these evaluations into a single evaluation and consider a compound as toxic when it is determined to be harmful in any of the 12 evaluations. Since **Tox21** has no domain indicator such as year, we introduce an indicator for splitting the whole dataset into domains. It is a reasonable method from the chemical point of view to divide the whole dataset into domains by the number of arbitrary substituents in the compound. We select the following three chemically representative substituents and use the number of substituents as a domain indicator.

- **NumHDonors:** The number of positively polarized hydrogen bonds in the compound.
- **NHOHCount:** The number of NHOH groups in the compound.
- **RingCount:** The number of ring structures in the compound.

The zeroth, first, and second substituents are assigned to the source domain, the intermediate domain, and the target domain, respectively. We use 108-dimensional molecular descriptors as features used in the previous work (Drwal et al., 2015).

SHIFT15M (Kimura et al., 2021): **SHIFT15M** consists of 15 million fashion images collected from real fashion e-commerce sites. We estimate seven categories of clothes from image features. **SHIFT15M** does not provide images but provides VGG16 (Simonyan and Zisserman, 2015) features consisting of 4,096 dimensions. The dataset contains fashion images from 2010 to 2020, and the passage of years causes a domain shift. The number of samples from 2010 is significantly smaller than that from other years, and we merge 2010 with 2011. We consider the datasets from 2011, 2015, and 2020 as the source

domain, the intermediate domain, and the target domain, respectively. Owing to the significant number of samples, we randomly select 5,000 samples from each domain.

RxRx1 (Taylor et al., 2019): **RxRx1** consists of three channels of cell images obtained by a fluorescence microscope. We resize the original image to 32 x 32 and normalize the image intensity to the range between 0 and 1 by dividing by 255. Domain shifts occur in the execution of each batch due to slight changes in temperature, humidity, and reagent concentration. We estimate the type of cells used in the experiment from image features. We consider batch numbers one, two, and three as the source domain, the intermediate domain, and the target domain, respectively.

Appendix F Experimental Details of Image Generation

We proposed a method that utilizes CNFs to learn gradual shifts between domains. Our main purpose is gradual domain adaptation, but the trained CNF can generate pseudo intermediate domains such as morphing as a byproduct of the use of normalizing flow. In practice, The current technology of CNF makes it difficult to compute high-dimensional data directly, particularly in terms of computational complexity and memory capacity. Therefore, we showed the demonstration of image generation by combining the proposed method and VAE in Figure 2 of the main body of the paper. In this section, we denote the details of the experiment.

We assign 60,000 samples of the MNIST data without any rotation to the source domain, and the target domain is prepared by rotating images of the source dataset by angle $\pi/3$. Following Kumar et al. (2020), the intermediate domains are prepared by adding gradual rotations, angles from $\pi/84$ to $\pi/3$. The number of intermediate domains is 27 in total. To obtain the latent variables which shift the source domain to the target domain gradually, we use all the intermediate domains for the training of VAE. After the training of VAE, we extract the latent variables whose rotation angles correspond to 0, $\pi/6$, and $\pi/3$. Owing to the significant number of samples, we randomly select 2,000 samples from each domain. We train our flow-based model with the latent variables and generate pseudo intermediate domains by using trained CNF. Figure 2 of the main body of the paper showed the images from decoded pseudo intermediate domains.

Appendix G PROOFS

Here, we show the details of proofs. Note that Propositions 1 and 2 were originally derived by Nguyen et al. (2022) and Onken et al. (2021), respectively. For the sake of completeness, we provide proofs using the notations consistent with those used in this paper.

Appendix G.1 Proof of Proposition 1 (Nguyen et al., 2022)

Proof. Recall that the expected losses on the source and j -th domains are defined as $L_1 = \mathbb{E}_{\mathbf{x}, y \sim p_1(\mathbf{x}, y)}[-\log p(y|\mathbf{x})]$ and $L_j = \mathbb{E}_{\mathbf{x}, y \sim p_j(\mathbf{x}, y)}[-\log p(y|\mathbf{x})]$, respectively. In the standard domain adaptation, there is no intermediate domain and $K = 2$. We have

$$\begin{aligned} L_2 &= \mathbb{E}_{p_2(\mathbf{x}, y)}[-\log p(y|\mathbf{x})] \\ &= \int -[\log p(y|\mathbf{x})] p_2(\mathbf{x}, y) d\mathbf{x} dy \\ &= \int -[\log p(y|\mathbf{x})] p_1(\mathbf{x}, y) d\mathbf{x} dy + \int -\log p(y|\mathbf{x}) [p_2(\mathbf{x}, y) - p_1(\mathbf{x}, y)] d\mathbf{x} dy \\ &= L_1 + \int -\log p(y|\mathbf{x}) [p_2(\mathbf{x}, y) - p_1(\mathbf{x}, y)] d\mathbf{x} dy. \end{aligned}$$

We define sets \mathcal{A} and \mathcal{B} as

$$\mathcal{A} = \{(\mathbf{x}, y) | p_2(\mathbf{x}, y) - p_1(\mathbf{x}, y) \geq 0\}, \quad \mathcal{B} = \{(\mathbf{x}, y) | p_2(\mathbf{x}, y) - p_1(\mathbf{x}, y) < 0\}.$$

If Assumption 1 holds, we have

$$\begin{aligned} &\int -\log p(y|\mathbf{x}) [p_2(\mathbf{x}, y) - p_1(\mathbf{x}, y)] d\mathbf{x} dy \\ &= \int_{\mathcal{A}} -\log p(y|\mathbf{x}) [p_2(\mathbf{x}, y) - p_1(\mathbf{x}, y)] d\mathbf{x} dy + \int_{\mathcal{B}} -\log p(y|\mathbf{x}) [p_2(\mathbf{x}, y) - p_1(\mathbf{x}, y)] d\mathbf{x} dy \\ &\leq \int_{\mathcal{A}} -\log p(y|\mathbf{x}) [p_2(\mathbf{x}, y) - p_1(\mathbf{x}, y)] d\mathbf{x} dy \\ &= \int_{\mathcal{A}} -\log p(y|\mathbf{x}) |p_2(\mathbf{x}, y) - p_1(\mathbf{x}, y)| d\mathbf{x} dy \\ &\leq M \int_{\mathcal{A}} |p_2(\mathbf{x}, y) - p_1(\mathbf{x}, y)| d\mathbf{x} dy \quad (\because -\log p(y|\mathbf{x}) \leq M), \end{aligned}$$

where $|\cdot|$ is the absolute value. Note that $\int_{\mathcal{A}} |p_2(\mathbf{x}, y) - p_1(\mathbf{x}, y)| d\mathbf{x} dy$ is called the total variation of two distributions. From the identity $\int p_2(\mathbf{x}, y) - p_1(\mathbf{x}, y) d\mathbf{x} dy = 0$, we have

$$\begin{aligned} &\int_{\mathcal{A}} p_2(\mathbf{x}, y) - p_1(\mathbf{x}, y) d\mathbf{x} dy + \int_{\mathcal{B}} p_2(\mathbf{x}, y) - p_1(\mathbf{x}, y) d\mathbf{x} dy = 0 \\ &\Leftrightarrow \int_{\mathcal{A}} p_2(\mathbf{x}, y) - p_1(\mathbf{x}, y) d\mathbf{x} dy = \int_{\mathcal{B}} p_1(\mathbf{x}, y) - p_2(\mathbf{x}, y) d\mathbf{x} dy \\ &\Leftrightarrow \int_{\mathcal{A}} |p_2(\mathbf{x}, y) - p_1(\mathbf{x}, y)| d\mathbf{x} dy = \int_{\mathcal{B}} |p_2(\mathbf{x}, y) - p_1(\mathbf{x}, y)| d\mathbf{x} dy \\ &\Leftrightarrow \int_{\mathcal{A}} |p_2(\mathbf{x}, y) - p_1(\mathbf{x}, y)| d\mathbf{x} dy = \frac{1}{2} \int |p_2(\mathbf{x}, y) - p_1(\mathbf{x}, y)| d\mathbf{x} dy. \end{aligned}$$

Therefore,

$$\begin{aligned}
L_2 &= L_1 + \int -\log p(y|\mathbf{x})[p_2(\mathbf{x}, y) - p_1(\mathbf{x}, y)]d\mathbf{x}dy \\
&\leq L_1 + M \int_{\mathcal{A}} |p_2(\mathbf{x}, y) - p_1(\mathbf{x}, y)|d\mathbf{x}dy \\
&= L_1 + \frac{M}{2} \int |p_2(\mathbf{x}, y) - p_1(\mathbf{x}, y)|d\mathbf{x}dy.
\end{aligned}$$

Using the Pinsker's inequality, we have

$$\left(\int |p_2(\mathbf{x}, y) - p_1(\mathbf{x}, y)|d\mathbf{x}dy \right)^2 \leq 2 \int p_2(\mathbf{x}, y) \log \frac{p_2(\mathbf{x}, y)}{p_1(\mathbf{x}, y)} d\mathbf{x}dy.$$

Therefore,

$$\begin{aligned}
L_2 &\leq L_1 + \frac{M}{2} \sqrt{2 \int p_2(\mathbf{x}, y) \log \frac{p_2(\mathbf{x}, y)}{p_1(\mathbf{x}, y)} d\mathbf{x}dy} \\
&= L_1 + \frac{M}{\sqrt{2}} \sqrt{\text{KL}[p_2(\mathbf{x}, y)|p_1(\mathbf{x}, y)]}.
\end{aligned}$$

We decompose the KL divergence between $p_2(\mathbf{x}, y)$ and $p_1(\mathbf{x}, y)$ into the marginal and conditional misalignment terms as follows:

$$\begin{aligned}
&\text{KL}[p_2(\mathbf{x}, y)|p_1(\mathbf{x}, y)] \\
&= \mathbb{E}_{p_2(\mathbf{x}, y)}[\log p_2(\mathbf{x}, y) - \log p_1(\mathbf{x}, y)] \\
&= \mathbb{E}_{p_2(\mathbf{x}, y)}[\log p_2(\mathbf{x}) + \log p_2(y|\mathbf{x}) - \log p_1(\mathbf{x}) - \log p_1(y|\mathbf{x})] \\
&= \mathbb{E}_{p_2(\mathbf{x}, y)}[\log p_2(\mathbf{x}) - \log p_1(\mathbf{x})] + \mathbb{E}_{p_2(\mathbf{x}, y)}[\log p_2(y|\mathbf{x}) - \log p_1(y|\mathbf{x})] \\
&= \text{KL}[p_2(\mathbf{x})|p_1(\mathbf{x})] + \mathbb{E}_{p_2(\mathbf{x})}[\mathbb{E}_{p_2(y|\mathbf{x})}[\log p_2(y|\mathbf{x}) - \log p_1(y|\mathbf{x})]] \\
&= \text{KL}[p_2(\mathbf{x})|p_1(\mathbf{x})] + \mathbb{E}_{p_2(\mathbf{x})}[\text{KL}[p_2(y|\mathbf{x})|p_1(y|\mathbf{x})]].
\end{aligned}$$

Therefore, we have

$$L_2 \leq L_1 + \frac{M}{\sqrt{2}} \sqrt{\text{KL}[p_2(\mathbf{x})|p_1(\mathbf{x})] + \mathbb{E}_{p_2(\mathbf{x})}[\text{KL}[p_2(y|\mathbf{x})|p_1(y|\mathbf{x})]]},$$

which completes the proof. \square

Appendix G.2 Proof of Proposition 2 (Onken et al., 2021)

Proof. Let p_{t+1} be the initial density of the samples $\mathbf{x} \in \mathbb{R}^d$ and $g : \mathbb{R}^d \times \mathbb{R}_+ \rightarrow \mathbb{R}^d$ be the trajectories that transform samples from p_{t+1} to p_t . The change in density when p_{t+1} is transformed from time $t + 1$ to t is given by the change of variables formula

$$p_{t+1}(\mathbf{x}) = p_{t+1}^*(g(\mathbf{x}, t))|\det \nabla g(\mathbf{x}, t)|, \tag{12}$$

where p_{t+1}^* and $\nabla g(\mathbf{x}, t)$ are the transformed density and the Jacobian of g , respectively. Normalizing flows aim to learn a function g that transforms p_{t+1} to p_t . Measuring the discrepancy between the transformed and objective distributions indicates whether

the trained function g is appropriate. The discrepancy between two distributions is measured using the KL divergence

$$\text{KL}[p_{t+1}^*(\mathbf{x})|p_t(\mathbf{x})] = \int_{\mathbb{R}^d} \log \left(\frac{p_{t+1}^*(\mathbf{x})}{p_t(\mathbf{x})} \right) p_{t+1}^*(\mathbf{x}) d\mathbf{x}. \quad (13)$$

We transform a sample \mathbf{x} using g . By using the change of variable formula, we rewrite Eq. (13) as follows

$$\begin{aligned} \text{KL}[p_{t+1}^*(\mathbf{x})|p_t(\mathbf{x})] &= \int_{\mathbb{R}^d} \log \left(\frac{p_{t+1}^*(\mathbf{x})}{p_t(\mathbf{x})} \right) p_{t+1}^*(\mathbf{x}) d\mathbf{x} \\ &= \int_{\mathbb{R}^d} \log \left(\frac{p_{t+1}^*(g(\mathbf{x}, t)) |\det \nabla g(\mathbf{x}, t)|}{p_t(g(\mathbf{x}, t)) |\det \nabla g(\mathbf{x}, t)|} \right) p_{t+1}^*(g(\mathbf{x}, t)) |\det \nabla g(\mathbf{x}, t)| d\mathbf{x} \\ &= \int_{\mathbb{R}^d} \log \left(\frac{p_{t+1}^*(g(\mathbf{x}, t))}{p_t(g(\mathbf{x}, t))} \right) p_{t+1}^*(g(\mathbf{x}, t)) |\det \nabla g(\mathbf{x}, t)| d\mathbf{x} \\ &= \int_{\mathbb{R}^d} \log \left(\frac{p_{t+1}^*(g(\mathbf{x}, t))}{p_t(g(\mathbf{x}, t))} \right) p_{t+1}(\mathbf{x}) d\mathbf{x} \quad (\because \text{Eq. (12)}). \end{aligned}$$

By using Eq. (12), we have

$$\begin{aligned} \text{KL}[p_{t+1}^*(\mathbf{x})|p_t(\mathbf{x})] &= \int_{\mathbb{R}^d} \log \left(\frac{p_{t+1}^*(g(\mathbf{x}, t))}{p_t(g(\mathbf{x}, t))} \right) p_{t+1}(\mathbf{x}) d\mathbf{x} \\ &= \int_{\mathbb{R}^d} \log \left(\frac{p_{t+1}(\mathbf{x})}{p_t(g(\mathbf{x}, t)) |\det \nabla g(\mathbf{x}, t)|} \right) p_{t+1}(\mathbf{x}) d\mathbf{x} \\ &= \mathbb{E}_{p_{t+1}(\mathbf{x})} [\log p_{t+1}(\mathbf{x}) - \{\log p_t(g(\mathbf{x}, t)) + \log |\det \nabla g(\mathbf{x}, t)|\}]. \quad (14) \end{aligned}$$

Chen et al. (2018) proposed neural ordinary differential equations, in which a neural network v parametrized by ω represents the time derivative of the function g , as follows

$$\frac{\partial g}{\partial v} = v(g(\cdot, t), t; \omega).$$

Moreover, they showed that the instantaneous change of the density can be computed as follows

$$\frac{\partial \log p(g)}{\partial t} = -\text{Tr} \left(\frac{\partial v}{\partial g} \right).$$

Namely, the term $\log |\det \nabla g(\mathbf{x}, t)|$ in Eq. (14) is equivalent to $-\int_t^{t+1} \text{Tr}(\partial v / \partial g) dt$. Therefore, we rewrite the Eq. (14) as follows:

$$\text{KL}[p_{t+1}^*(\mathbf{x})|p_t(\mathbf{x})] = \mathbb{E}_{p_{t+1}(\mathbf{x})} \left[\log p_{t+1}(\mathbf{x}) - \left\{ \log p_t(g(\mathbf{x}, t)) - \int_t^{t+1} \text{Tr} \left(\frac{\partial v}{\partial g} \right) dt \right\} \right]$$

Recall that the log-likelihood of continuous normalizing flow is given by

$$\log p_{t+1}(g(\mathbf{x}, t+1)) = \log p_t(g(\mathbf{x}, t)) - \int_t^{t+1} \text{Tr} \left(\frac{\partial v}{\partial g} \right) dt.$$

Therefore, we have

$$\text{KL}[p_{t+1}^*(\mathbf{x})|p_t(\mathbf{x})] = \mathbb{E}_{p_{t+1}(\mathbf{x})} [\log p_{t+1}(\mathbf{x}) - \log p_{t+1}(g(\mathbf{x}, t+1))]. \quad (15)$$

The first term of Eq. (15) does not depend on CNF g , and we can ignore it during the training of the CNF. Therefore, the minimization of Eq. (10) is equivalent to the minimization of the KL divergence between p_t and p_{t+1} transformed by CNF g . \square

Appendix G.3 Proof of Corollary 1

Proof. In gradual domain adaptation, since the ordered sequence of the intermediate domains is given, we extend Eq. (11) until the target loss L_K as follows:

$$\begin{aligned}
L_2 &\leq L_1 + \frac{M}{\sqrt{2}} \sqrt{\text{KL}[p_2^*(\mathbf{x})|p_1(\mathbf{x})] + \mathbb{E}_{p_2(\mathbf{x})}[\text{KL}[p_2(y|\mathbf{x})|p_1(y|\mathbf{x})]]} \\
L_3 &\leq L_2 + \frac{M}{\sqrt{2}} \sqrt{\text{KL}[p_3^*(\mathbf{x})|p_2(\mathbf{x})] + \mathbb{E}_{p_3(\mathbf{x})}[\text{KL}[p_3(y|\mathbf{x})|p_2(y|\mathbf{x})]]} \\
&\vdots \\
L_K &\leq L_{K-1} + \frac{M}{\sqrt{2}} \sqrt{\text{KL}[p_K^*(\mathbf{x})|p_{K-1}(\mathbf{x})] + \mathbb{E}_{p_K(\mathbf{x})}[\text{KL}[p_K(y|\mathbf{x})|p_{K-1}(y|\mathbf{x})]]}.
\end{aligned}$$

Summing up both sides of the above inequalities, we have

$$L_K \leq L_1 + \frac{M}{\sqrt{2}} \sum_{t=2}^K \sqrt{\text{KL}[p_t^*(\mathbf{x})|p_{t-1}(\mathbf{x})] + \mathbb{E}_{p_t(\mathbf{x})}[\text{KL}[p_t(y|\mathbf{x})|p_{t-1}(y|\mathbf{x})]]}.$$

If Assumption 2 holds, we have

$$L_K \leq L_1 + \frac{M}{\sqrt{2}} \sum_{t=2}^K \sqrt{\text{KL}[p_t^*(\mathbf{x})|p_{t-1}(\mathbf{x})]}.$$

□