

Beyond Grounding: Extracting Fine-Grained Event Hierarchies Across Modalities

Hammad Ayyubi¹, Christopher Thomas², Lovish Chum¹, Rahul Lokesh³, Long Chen⁴, Yulei Niu¹, Xudong Lin¹, Xuande Feng¹, Jaywon Koo¹, Sounak Ray¹, Shih-Fu Chang¹

¹Columbia University, ²Virginia Tech, ³Samsung Research America, ⁴HKUST
hayyubi@cs.columbia.edu

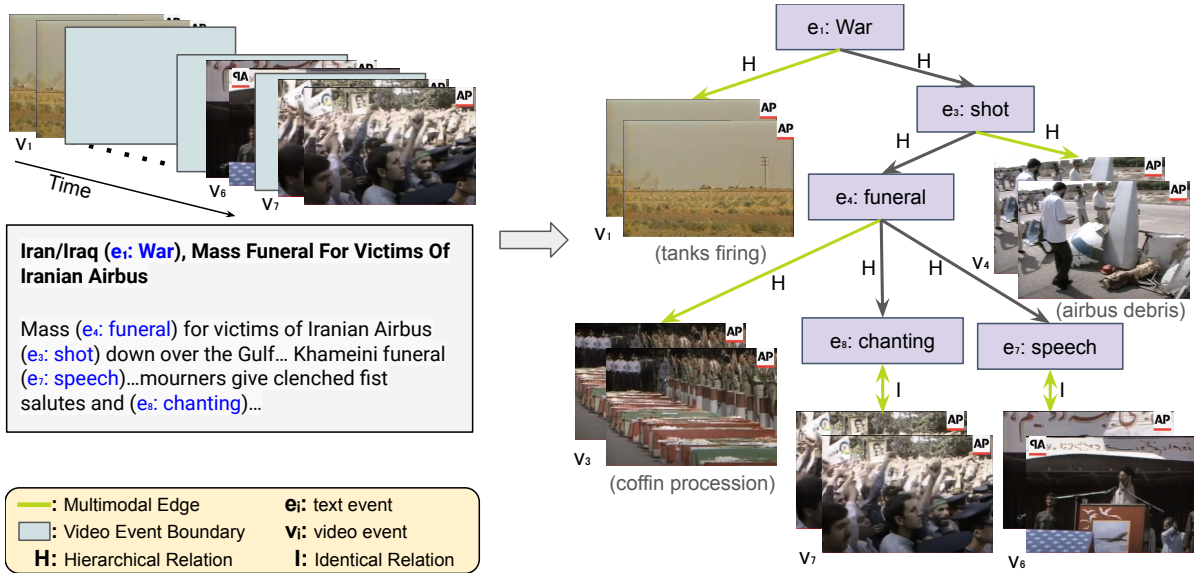


Figure 1: An example from our *MultiHiEve* dataset illustrating the proposed task of extracting event hierarchies given multimodal (text + video) content. The same legend is followed throughout the paper in all illustrations of event hierarchies.

Abstract

Events describe happenings in our world that are of importance. Naturally, understanding events mentioned in multimedia content and how they are related forms an important way of comprehending our world. Existing literature can infer if events across textual and visual (video) domains are identical (via grounding) and thus, on the same semantic level. However, grounding fails to capture the intricate cross-event relations that exist due to the same events being referred to on many semantic levels. For example, in Figure 1, the abstract event of “war” manifests at a lower semantic level through subevents “tanks firing” (in video) and airplane “shot” (in text), leading to a hierarchical, multimodal relationship between the events.

In this paper, we propose the task of extracting event hierarchies from multimodal (video and text) data to capture how the same event manifests itself in different modalities at different semantic levels. This reveals the structure of events and is critical to understanding them. To support research on this task, we introduce the *Multimodal Hierarchical Events* (*Multi-*

HiEve) dataset¹. Unlike prior video-language datasets, *MultiHiEve* is composed of news video-article pairs, which makes it rich in event hierarchies. We densely annotate a part of the dataset to construct the test benchmark. We show the limitations of state-of-the-art unimodal and multimodal baselines on this task. Further, we address these limitations via a new weakly supervised model, leveraging only unannotated video-article pairs from *MultiHiEve*. We perform a thorough evaluation of our proposed method which demonstrates improved performance on this task and highlight opportunities for future research.

1 Introduction

Human life is eventful. We use events to describe what is happening (e.g. war, protest, etc.), to tell stories (e.g. during the war an airplane was shot down), and to depict our understanding of the world (e.g. coffin procession happens in a funeral). Thus, understanding and analyzing events is a crucial part of comprehending our world. A critical component towards this

goal is to figure out the manner in which the same real-world event is manifested in multiple modalities of data.

To this end, previous studies have utilized grounding (Gao et al. 2017) to determine whether events in textual and visual domains are related identically at the same semantic level. However, events in different domains can be referred to at various semantic levels, resulting in intricate hierarchical and sibling relationships. For instance, as illustrated in Figure 1, the event of “tanks firing” is a component of event “war” and denotes it at a finer semantic level. Consequently, “tanks firing” is a subevent of the parent event “war”. Moreover, textual event of “airplane shot” is also a subevent of “war”, and together with “tanks firing” reveal the constituents of “war” event. This creates siblings relations between “airplane shot” and “tank firing”. Additionally, subevents can be further decomposed into sub-subevents, creating a hierarchy of events (see Figure 1). These event hierarchies organize events based on the semantic scale at which they occur and expose a hierarchical compositional structure, which is crucial for understanding events and their fine-grained relationships.

Much of the prior work on extracting such event hierarchies has been done in Natural Language Processing (NLP) for the text-only domain. However, as our world is multimodal, the information conveyed by a unimodal text event hierarchy is inherently limited. For example, in Figure 2, extracting “evacuation” subevent from video as a child of parent event “fire” provides us with the additional fact that relief efforts reached on time.

We address these limitations through the proposed task of extracting event hierarchies from multimodal (text & video) data. Specifically, given events from paired text article and video, the task requires predicting all the multimodal hierarchical and identical event-event relationships. This output can be combined with text-only event hierarchy (from any off-the-shelf tool) to get a more holistic hierarchy.

Multimodal event hierarchies can aid many applications, such as summarization (Daumé III and Marcu 2006), story completion from multiple sources, event analysis/comparison (e.g. a “protest” event with “property destruction” subevent is unruly, otherwise it’s peaceful), event prediction likelihood (Chaturvedi, Peng, and Roth 2017), knowledge-based information extraction (Wen et al. 2021), and multimodal knowledge graph construction (Li et al. 2020a).

To study this task, we introduce the *Multimodal Hierarchical Events (MultiHiEve)* dataset. MultiHiEve consists of approximately 100.5K pairs of news article and accompanying video. The news story in the text article mentions events on multiple semantic levels, making it ideal for the task of extracting event hierarchies. We strive to limit the socio-economic bias inherent in news media by only collecting our data from news sources rated unbiased by credible sources. We keep unannotated 100K pairs for training and densely annotate 526 pairs with multimodal hierarchical and identical relations for benchmarking and evaluation. Our annotation process is detailed and labor-intensive, requiring approximately 114 hours of expert annotator effort. Crucially, in contrast to prior text-only datasets dealing with hierarchical events, we do not limit the event types to any fixed ontology and instead consider an open world of events.

To benchmark performance on this task, we construct several baselines using state-of-the-art (SOTA) architectural components. A unimodal text-only baseline leverages ASR (automated speech recognition) and employs a SOTA NLP model (Wang et al. 2021) to find hierarchical events between a text article and its video’s ASR. We also build a multimodal baseline by detecting hierarchical events in text using Wang et al. (2021) and grounding the textual subevents to video using CLIP (Radford et al. 2021). A key limitation of these baselines is that they require visual subevents to be mentioned in textual form in either the ASR or the article. To address this, we propose **Multimodal Analysis of Structured Hierarchical Events Relations (MASHER)**, a weakly supervised model which learns to directly predict hierarchical events between text and video. By doing so, MASHER can also discover visual-only subevents (subevents not mentioned in text).

The major contributions of this work are fourfold: 1) We propose the challenging task of extracting event hierarchies from multimodal data. 2) We release MultiHiEve dataset to facilitate research on this task. 3) We construct several baselines and propose MASHER, a weakly supervised model, to benchmark performance. 4) We provide a detailed analysis of our dataset and methods with insights for future work.

2 Related Work

Hierarchical Event Relations in Text. Detecting hierarchical event relations (or sub-event relations) is a long-standing problem in the text domain (O’Gorman, Wright-Bettner, and Palmer 2016; Glavaš et al. 2014). Early works mainly rely on heuristic phrasal patterns. For example, Badgett and Huang (2016) found some characteristic phrases (e.g. “media reports” in new articles) always contain sub-events with hierarchical relations. To further enrich hierarchical event relation instances, recent works (Yao et al. 2020a) rely on generative language model to generate subevent knowledge among different commonsense knowledge (Bosselut et al. 2019; Sap et al. 2019), then incorporate knowledge into event ontology.

Relation Understanding in the Vision Domain. Prior work (Krishna et al. 2017b; Xu et al. 2017; Ji et al. 2020) propose scene graph methods that parse images/videos into a graph. However, the relationships studied in scene graphs are not between two events. To the best of our knowledge, the only pioneering work that has discussed the event-event relationship in video domain is VidSitu (Sadhu et al. 2021). Unfortunately, to simplify the research problem on this topic, they have made several assumptions: 1) All events are manually cutted into fixed interval (2-second). 2) All event types are “visual” only and from a fixed event ontology. On the other hand, we consider variable-length video events and focus on open-vocabulary event types (which include non-visual event types and other visual events like funeral, detain, rally etc). Besides, while they have annotated each video event with a text label, their event relations still are between events in a video. In contrast, our multimodal relations are between events in an article and a video (see Figure 2).

Multimodal Event Understanding. Since single-modality event tasks are well studied (Nguyen, Cho, and Grishman 2016; Sha et al. 2018; Liu et al. 2019, 2020; Li et al. 2017; Mallya and Lazebnik 2017; Pratt et al. 2020;

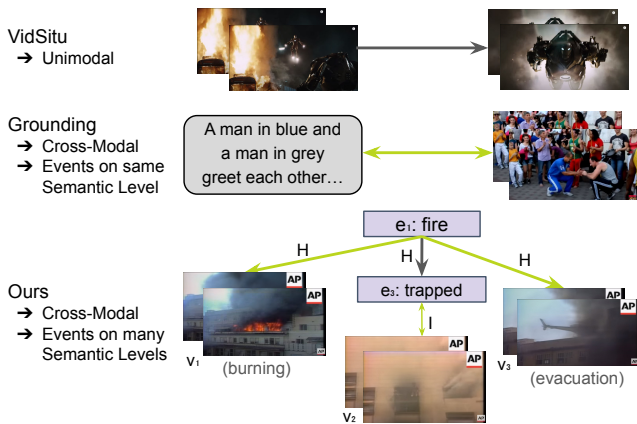


Figure 2: Illustration of our task’s differences with other related tasks. Unlike prior tasks, our task is multimodal and relates events on multiple semantic scales.

Yatskar, Zettlemoyer, and Farhadi 2016; Lu et al. 2023), jointly understanding events from multiple modalities (Li et al. 2020b; Chen et al. 2021; Li et al. 2022; Zhang et al. 2017; Tong et al. 2020; Wen et al. 2021; Park et al. 2020; Reddy et al. 2022; Du et al. 2022) has attracted extensive research interests because different modalities usually provide the complementary information for comprehensively understanding the real-world complex events. Two important benchmarks (Li et al. 2020b; Chen et al. 2021) have been established for *image + text* and *video + text* settings. Li et al. (2020b) first introduced the task of jointly extracting events and labeling argument roles from both text articles and images. Chen et al. (2021) further defined the task of joint multimedia event extraction from video and text to exploit the rich dynamics from videos. However, both the works focus on event detection in comparison to the event relations task explored in this work.

3 Task

To understand (parent) events and fully comprehend what they entail, one needs to discover what (sub) events happened during the parent event. The task of extracting event hierarchy from multimodal content is aimed at revealing this compositional structure of events.

Formal Task Definition. Given a text article, T , containing events, $\{e_i\}_{i=1}^m$, and a video, V containing events $\{v_j\}_{j=1}^n$, the proposed task requires prediction of all possible hierarchical and identical event-event relations, $\{r_k\}_{k=1}^K$, from a text event, e_i , to a video event, v_j , among all possible $m \times n$ pairs, where $r_k \in \{\text{‘Hierarchical’}, \text{‘Identical’}\}$ and $K \leq m \times n$. We will now discuss definitions for different components of the task and justifications for task design choices.

Text Event Definition. The definition of an “event” has been defined quite thoroughly in different NLP works on information extraction (Huang et al. 2004; Reimers, Dehghani, and Gurevych 2016; GLAVAŠ and ŠNAJDER 2015). As such, we closely follow ACE Corpus’s (Huang et al. 2004)

definition of an event: ‘a change of state or the changed state of a person, thing or entity.’ We came up with a slightly modified event definition and annotation criteria (detailed in Appendix A.1) as ACE 1) addresses several linguistic nuances not required in our setting; 2) is restricted to a fixed ontology of events, whereas we annotate open-domain events.

Video Event Definition. Precisely defining what constitutes an “event” in the video domain is challenging due to the multiple granularities at which events occur in videos. For example, during a “clash” event, one might see a “pulling out baton” event and a “throwing a punch” event. This makes it difficult to pick salient event boundaries in video clips. Sadhu et al. (2021) circumvent this ambiguity by defining temporal event boundaries of fixed duration (two seconds). However, pre-defining the boundary duration is difficult and application specific. Additionally, a fixed duration boundary often divides salient events into multiple segments. We address these issues by defining video event boundaries to be where shot changes occur, partly following (Shou et al. 2021). From our qualitative analysis and annotator feedback, this gives us a good trade-off between ease, clarity, consistency and non-segmentation of events.

Relation Types. We define two types of event relations in this work: hierarchical and identical. These relation types are well defined in NLP (Glavaš et al. 2014) and we follow them to define the relations for our task as below:

Hierarchical: “A parent event A is said to be hierarchically related to a subevent B , if event B is spatio-temporally contained within the event A .” For example, an “evacuation” event is a subevent of a “fire” event as it takes place during and at the same location as the fire event (see Fig. 2). Therefore, a subevent (evacuation) is a component of the parent event (fire) among multiple other subevents (burning, trapped, evacuation etc.).

Identical: “An event A is said to be identical to another event B if both events denote exactly the same real-world events in all aspects.” For example, “trapped” event in text is identical to the video event showing people begin trapped as they both denote exactly the same event – there are no more components of trapped.

Relation direction. The multimodal relations in our event hierarchies are directed from text event to video events. The logic behind this design choice is that text events are often more abstract while video events are often atomic. For example, we are likely to observe abstract events such as war and election in text while their atomic subevents – fighting and voting – are more likely to be visible in the video.

Difference from Video Grounding. Although grounding relates similar events in text and video, it does not distinguish the type of relationship. That is, whether the video event shows all aspects of text event (*i.e.* identical) or whether it only shows “part-of” of the parent event and is thus a subevent. This has major implications. For example, in Figure 2, inferring that “burning” video subevent is identical to “fire” would imply that there was nothing else that happened during fire event and hence, relief efforts did not reach on time. On the other hand, inferring “burning” to be a subevent of “fire” indicates that there may have occurred other relief/“evacuation” subevents. Further, some video subevents

Dataset	Domain	Text Type	Words/min. ²
MSVD (Chen and Dolan 2011)	Open	Caption	54
MSR-VTT (Xu et al. 2016)	Open	Caption	38
Charades (Sigurdsson et al. 2016)	Daily activities	Caption	-
ActyNet Cap (Krishna et al. 2017a)	Open	Caption	27
HowTo100M (Miech et al. 2019)	Instructional	ASR	67
YT-Temporal-180M (Zellers et al. 2021)	Open	ASR	-
VidSitu (Sadhu et al. 2021)	Movie	Null	Null
MultiHiEve	News	News Story	113

Table 1: Comparing MultiHiEve to prior video-language datasets. It is the first dataset sourced from news domain and contains a story in the text description. Grayed row denotes video-only dataset.

are visually dissimilar to its textual parent event (for example, “evacuation” is dissimilar to “fire” in Figure 2), making it difficult for grounding to relate such subevents.

4 Dataset

To support research on the proposed task, we introduce MultiHiEve – a dataset containing news articles and the associated video clips. Existing video-language datasets contain either manually annotated descriptions of video events or utterances from the video itself (see Table 1). In both cases, the text is essentially on the same semantic level as the video event. However, they lack a context or an overall story describing events on higher semantic levels that comprise the video events. In contrast, news stories provide a rich hierarchy of events, making them ideal for our task. Having $\sim 2x$ more words per minute as compared to other datasets (see Table 1), indicates this to some extent.

4.1 Data Collection and Curation

A potential drawback with news data is that they could be socio-economically biased and sensationalized. We mitigate these issues by choosing media sources rated “Center” (out of “Left”, “Left Leaning”, “Center”, “Right Leaning” and “Right” ratings) by the media rating website `allsides.com`, resulting in a total of 9 news media sources (*c.f.* Appendix B.1). We scraped Youtube for news videos, associated text story and closed captions (ASR) from the official channels of these sources, collecting a total of 100.5K videos. We filtered videos whose duration was greater than 14 minutes or whose descriptions had less than 10 words. This was done to prune videos that may be too computationally expensive to process or whose descriptions may be too short to have meaningful events. We split the data two ways – 1) 100K unannotated train split for self-supervised/weakly supervised training and 2) 526 annotated test split - 249 validation set and 277 test set - for benchmarking and evaluation. We annotate a relatively small set because of the challenging and resource-consuming nature of the annotation process; two popular NLP Hierarchical event-event relations datasets (Hovy et al. 2013; Wang et al. 2021) contain 100 articles each (including train split).

²For datasets with duplicate descriptions per video clip (MSVD, MSR-VTT), words/min. is averaged by #descriptions.

Dataset	Domain	Modality	#Hier. Rel.	#Id. Rel.
HiEve (Glavaš et al. 2014)	News	Text	3648	758
IC (Hovy et al. 2013)	News	Text	4586	2353
MultiHiEve	News	Text + Vision	3077	1524

Table 2: Comparison of MultiHiEve against other hierarchical-event datasets. “Hier.” denotes “Hierarchical”. “Id.” denotes “Identical”.

4.2 Train Split

The train split contains 100K videos with a total duration of more than 4K hours. The paired text descriptions total 1.9M sentences and 28M words. The large-scale nature of the data allows for self/weakly-supervised learning on the task. We provide additional data statistics, topic distribution exploration and quantitative comparison against 12 popular video-language datasets in Appendix B.2.

4.3 Test Split

Annotation Procedure. As a first step, following the definition of a video event from Section 3, we extract video events using an off-the-shelf video segmentation model: PySceneDetect³. To make text event annotation easier, we provide automatically extracted text events (using (Shen et al. 2021)) to the annotators along with instructions to add or omit events according to the definition in Section 3. Next, we task the annotators to mark all possible relations, \in “Hierarchical”, “Identical”, from the annotated text events to the provided video events in a video-article pair. We provide screenshots of our annotation tool and additional details in Appendix B.3.

We train 5 expert annotators for this task through a series of short seminars and multiple rounds of feedback and consultation with all the annotators to improve consensus. Excluding training, annotation required 114 hours in total, reflecting the labor-intensive and complex nature of the task.

Inter Annotator Agreement (IAA). We measure the quality of the annotations using IAA. Inspired by (Glavaš et al. 2014) and (GLAVAŠ and ŠNAJDER 2015), we formulate $IAA_j = \frac{\sum_r \mathbb{1}(x_{rj} \geq 2)}{|\cup_{i=1}^5 S_j^i|}$, where $j \in \{\text{“Hierarchical”, “Identical”}\}$, S_j^i denotes the set of all relations annotated by annotator i as j , $r \in \cup_{i=1}^5 S_j^i$ and x_{rj} represents # annotators who marked relation r as j . The intuition behind this formulation is to calculate the percentage of relations which have been annotated by at least 2 annotators. We obtain $IAA_{Hierarchical} = 47.5$ and $IAA_{Identical} = 48.9$. This is not far from $IAA_{Hierarchical}$ for text datasets HiEve and IC – 69 and 62 respectively. Thus, while the text-only event relation task is itself quite challenging, our new cross-modal task is even more demanding.

Following prior work for related text-only tasks (Vulić, Ponzetto, and Glavaš 2019; Glavaš et al. 2014), we consider IAA to be an upper bound on model performance because our metrics judge the model’s predictions with respect to human agreement on the task. It is not clear whether a model exceeding IAA indicates a meaningful performance gain or an overfitting to annotators’ subjective tendencies.

Dataset Analysis. As we are the first to propose *multi-modal* hierarchical event relations analysis, we compare our dataset against two popular *text-only* hierarchical event relations datasets in Table 2. Overall, MultiHiEve has a comparable number of hierarchical and identical relations, but has the added novelty of being the first multimodal (text and vision) event-event relations dataset. Further, both NLP datasets limit the event types to a fixed ontology. We do not put any such constraints on either text or video event types.

5 Multimodal Hierarchical Events Detection

Acquiring a large scale labelled dataset sufficient for training a model on the proposed task is prohibitively time and resource consuming (*c.f.* Section 4.3). Thus, we instead propose a weakly supervised method which learns from pseudo labeled data. We generate pseudo labels using existing NLP and vision techniques and then use these pseudo labels for training our model. We discuss this in detail below.

5.1 Pseudo Label Generation

Event Detection in Text and Video. The first step is to detect events in text and video separately. We use the same automatic methods to detect them as used on the test data: Open Domain IE (Shen et al. 2021) and open source library PySceneDetect³ for text event and video event detection respectively.

Textual Hierarchical Relation Detection. Assume we detected m text events, $\{e_i\}_{i=1}^m$, in an article T and n video events, $\{v_j\}_{j=1}^n$, in the accompanying video V . The next step is to detect hierarchical relations among the text events, using (Wang et al. 2021), from all possible $m \times m$ pairs. Let $\{e_u e_{u_s}\}_{u=1, s=1}^{u=p, s=q}$ denote the hierarchically related event pairs, where the parent event is e_u and the subevent is e_{u_s} and $p, q \leq m$.

Video Event Retrieval The final step is to retrieve video events, $\{v_l^{u_s}\}_{l=1}^r$ and $r \leq n$, from video V , which depict the same real world event as the text subevent, e_{u_s} . This step essentially simplifies to a video retrieval task. As CLIP (Radford et al. 2021) model has demonstrated state-of-the-art performance in multimodal retrieval tasks (Luo et al. 2021; Fang et al. 2021), we use it for this step. We provide more details in Appendix C.1.

We use CLIP to get all possible video events which are identical to the text subevent, denoted $\{e_{u_s} v_l^{u_s}\}$. Critically, since e_u was the parent event of e_{u_s} and e_{u_s} depicts the same event as $v_l^{u_s}$, we can conclude that e_u is the parent event of $v_l^{u_s}$ by transitivity. As a result, we get a total of $\{e_u v_l^{u_s}\}$ hierarchical event pairs and $\{e_{u_s} v_l^{u_s}\}$ identical event pairs.

We collect additional identical pairs by directly comparing all text events $\{e_i\}_{i=1}^m$ in the article T to all video events in $\{v_j\}_{j=1}^n$ in the paired video V using CLIP. This gives an aggregate of $\{e_{u_s} v_l^{u_s}\} \cup \{e_i v_j\}$ identical pairs.

In total, we collect 57,910 multimodal hierarchical event pairs and 39,0149 multimodal identical event pairs from the 100K video-article pairs training set. We evaluate the quality of these pseudo labels in Appendix C.2.

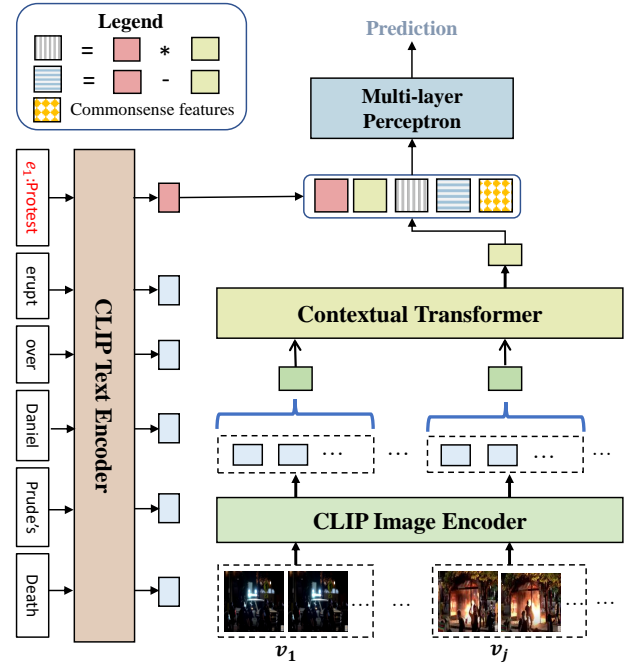


Figure 3: Overview of Proposed MASHER Model

5.2 Training

Once we obtain the pseudo labels, we proceed to training using our model, **Multimodal Analysis of Structured Hierarchical Events Relations (MASHER)**. The method is illustrated in Figure 3. Given a text event e_i and video event v_j having a label from the pseudo label set, r'_{ij} , we follow the procedure described below to train our model.

Input Representation and Feature Extraction. We represent text events as a word, e_i , in a sentence $se_i = [w_1, w_2, \dots, e_i, \dots, w_j, \dots, w_n]$. The video event, v_j , is a video clip in a video consisting of n video events, $\{v_j\}_{j=1}^n$. v_j is comprised of a stack of frames sampled uniformly at f_s frames per second, $v_j = \{F_y^j\}_{y=1}^Z$. We use CLIP to extract text event features, $f_{t_i} = f'_t(se_i)$ as well as video event features, $f_{v_j} = \frac{1}{Z} \sum_{y=1}^Z f_i(F_y^j)$, where f_i is CLIP's image encoder and f'_t is a modification of CLIP's text encoder to capture additional context, f_t (*c.f.* Appendix C.1).

Contextualizing Video Event Features So far, we have extracted video event features independent of other events in the video. This is a limitation since a video event such as building *destruction* needs to be contextualized with respect to other events in the video to ascertain whether it happened because of, say, a "storm" event or a "earthquake" event. As such, we use Contextual Transformer (CT) to contextualize the event features with respect to other events in the video. CT is essentially a stack of multi-headed attention layers (Vaswani et al. 2017). All the video events' features from video V , $\{f_{v_j}\}_{j=1}^n$, forms the input tokens to CT. The output is $cf_{v_j} = CT(\{f_{v_j}\}_{j=1}^n)$.

Commonsense Features To aid learning the relationship between open domain text and video events, we incorporate commonsense knowledge from an external knowledge base,

³<http://scenedetect.com/en/latest/>

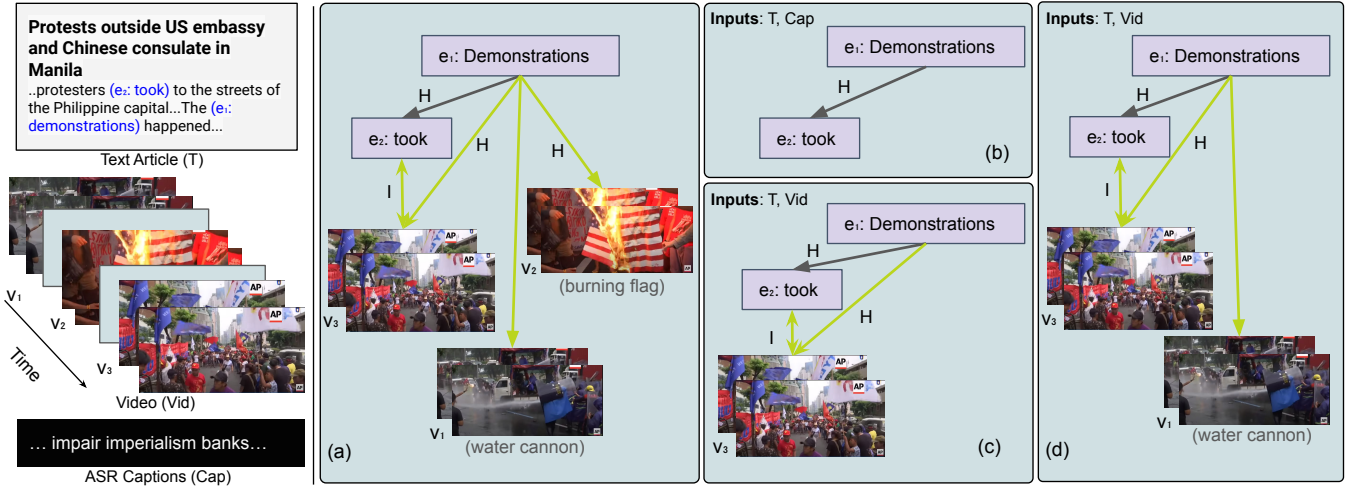


Figure 4: The left most column shows the inputs and the rest are outputs. (a): Ground Truth, (b) Text Base. (c) MM Base. (d) MASHER. The text-text event relations are derived using the method described in Section 5.1.

	Hierarchical			Identical			Avg F_1
	P	R	F_1	P	R	F_1	
Prior Base.	4.7/2.0	4.7/2.0	4.7/2.0	2.0/1.2	2.0/1.2	2.0/1.2	3.4/1.6
Text Base.	5.9/2.1	0.1/0.1	0.1/0.1	2.5/2.6	7.1/13.6	3.6/4.3	1.9/2.2
MM Base.	35.7/28.0	5.0/6.3	8.8/10.3	8.8/7.6	33.1/32.3	13.9/12.4	11.4/11.4
Video-LLaMA	4.82/2.21	13.15/13.28	7.06/3.79	1.76/1.03	4.08/4.25	2.46/1.65	4.76/2.72
MASHER	21.9/11.9	22.1/18.8	22.0/14.6	8.2/6.3	44.5/39.0	13.9/10.9	18.0/12.8

Table 3: Comparison with baseline models on the validation/test set.

ConceptNet (Speer, Chin, and Havasi 2017). Inspired by (Wang et al. 2020), we extract events related by relations “HasSubevent”, “HasFirstSubevent” and “HasLastSubevent” from ConceptNet as positive pairs and random events as negative pairs. We embed the event pairs using CLIP and then leverage the embeddings to train a feature extractor $CS(\cdot, \cdot)$, a MLP (Multi Layer Perceptron), using contrastive loss (c.f. Appendix C.3). Once trained, we freeze it and use it as a commonsense feature extractor while training MASHER, $cs_{ij} = CS(ft_i, cfv_j)$. Although while training MASHER, one of the events is from the visual modality, we are still able to use CS because CLIP’s image embeddings and text embeddings lie in the same embedding space. We provide more analysis on this hypothesis in Appendix C.3.

Embeddings Interactions (EI) Following (Wang et al. 2020), we also add additional text event and video event feature interactions for a better representation. Specifically, (1) Subtraction of events’ features (SF), $sf_{ij} = ft_i - cfv_j$ and (2) Hadamard product of events’ features (MF), $mf_{ij} = ft_i * cfv_j$.

Multi Layer Perceptron (MLP) & Loss We concatenate the text event feature, ft_i , contextualized video event features, cfv_j , commonsense features, cs_{ij} , and embedding interactions, sf_{ij} and mf_{ij} , to form the input to a 2 layer MLP. The MLP is a 3-way classifier, outputting $p_{ij} \in \mathbb{R}^{1 \times 3}$: the probabilities for e_i and v_j being classified as “Hierar-

chical”, “Identical” or “NoRel” (Not Related). We train the model using cross entropy loss between p_{ij} and the label, r'_{ij} .

5.3 Implementation Details

We make a note that the majority of text event and video event pairs are not related (94.52% in train set). To address this label bias, we weight the the labels in the cross entropy loss by the inverse ratio of their count in train set as done by (Wang et al. 2021). Our best model uses a single layer of multi-headed attention in CT. We train our model for 15 epochs using a batch size of 1024 and a learning rate of $1e-5$ on 4 NVIDIA Tesla v100 GPUs for a total training time of around 34 hours. During inference, we use CLIP with MASHER as an ensemble to prune false positives for identical relations. The rationale is to leverage CLIP’s strong multimodal feature matching ability to prune out event pairs falsely predicted as identical, which CLIP can confidently invalidate. We provide ablation study of our model architecture in Section 6.2 and additional details on training hyperparameters in Appendix E.

6 Experiments

Evaluation Metric We evaluate hierarchical and identical relations using Precision, Recall, and F1-score, following prior work in NLP (Hovy et al. 2013; Glavaš et al. 2014) and related scene graph work in vision (Xu et al. 2017) (details in Appendix D.1). The F1-score adequately rewards the model

	Hierarchical			Identical			Avg F_1
	P	R	F_1	P	R	F_1	
MASHER Basic	12.1	30.7	17.4	7.2	42.8	12.4	14.9
+ CT	17.4	23.9	20.1	7.5	43.3	12.8	16.5
+ CS	13.4	29.1	18.4	7.6	44.9	13.0	15.7
+ EI	15.2	29.3	20.0	7.3	45.1	12.5	16.3
+ CT + CS + EI	21.9	22.1	22.0	8.2	44.5	13.9	18.0

Table 4: Ablation studies on components and features.

for retrieving correct hierarchical/identical relations and penalizes them for making too many incorrect predictions. We also report the macro average of F1-scores of hierarchical and identical relations.

6.1 Baselines

Prior Baseline. (Prior Base.) We use a random weighted classifier which randomly predicts a relation type \in {"Hierarchical", "Identical", "NoRel"} between any text and video event based on the prior distribution of the relation type in the annotated labels.

Text-only Baseline. (Text Base.) We construct a text-only baseline to study the limitations of text-only data in this task. To this end, we use ASR provided with video as a proxy for video events (*c.f.* Appendix D.2). Specifically, the proxy for video event v_j is the ASR found within the timestamps of v_j , denoted X_j . We extract events from X_j , $\{e'_{j_z}\}_{z=1}^w$ following Section 5.1. Next, we use the NLP model (Wang et al. 2021) to predict the relationship type, r_{ij_z} between a text event from the article, e_i , and proxy video events from ASR, e'_{j_z} . If any $r_{ij_z} \in$ {"Hierarchical", "Identical"}, we propagate the relation r_{ij_z} from e_i and e'_{j_z} to e_i and v_j as e'_{j_z} is a proxy for v_j .

Multimodal Baseline. (MM Base.) We discussed a method to predict multimodal relations in Section 5.1, which used NLP and vision methods to produce pseudo labels. This is currently the best performance that NLP and vision can separately combine to give without a trained model. As such, we consider this pipeline as our multimodal baseline.

Video-LLaMA (Zhang, Li, and Bing 2023). It is a video based large language model which has demonstrated strong zero-shot results on multiple video language tasks. Consequently, we consider it as one of our baseline.

6.2 Results

Comparison against baselines The comparison between MASHER and above-mentioned baselines on the validation and test set are reported in Table 3. We also compare MASHER’s and the baselines’ performance on a dataset sample visually in Figure 4. From the table and the figure, we make following observations:

- For the most comprehensive metric, Avg F_1 score, MASHER outperforms all baselines with significant performance gains (*e.g.* 18.0 vs. 11.4 on the validation set).
- Text Base. performs quite poorly (Avg F_1 2.2). This is because a lot of visual events in the video are not mentioned in its ASR. This fact is also demonstrated by Figure 4.

- MM Base. performs better than Text Base. (Avg F_1 11.4 vs 2.2), stressing the importance of visual data to this task.
- MASHER achieves 4x recall over MM Base for hierarchical relations. It is because MM Base. relies on finding the subevent in text first before retrieving the matching video subevent (Section 5.1). This causes it to miss visual-only subevents while MASHER can discover those as it directly predicts multimodal relations. This fact is evident in Figure 4 – MM Base can only discover “took” (to streets) video subevent as it is mentioned in text as well. While MASHER can also detect “water cannon” visual-only subevent. We further validate this hypothesis by measuring recall on visual-only subevents. MASHER scores 15.92% while MM Base. scores 2.14%. This also explains MM Base’s better precision, since it only predicts a few relations.
- Both MM Base and MASHER have low precision for identical relations due to their use of a video retrieval component that noisily predicts hierarchical relations as identical. For instance, a “meeting” text event is predicted identical to a video sub-event showing a handshake, because of the nature of the training dataset used for the video retrieval model. In contrast, our dataset annotates handshake to be a subevent of “meeting”, as it’s only a part-of meeting event.
- Video-LLaMA, being a strong multimodal baseline, outperforms both Prior and Text Base. However, it’s worse than MM Base, indicating specialized models (MM Base.) perform better than generic vision-language model (Video-LLaMA) on this task.

Ablation Study and Analysis In Table 4, we report the results of ablation study done to verify the importance of different features used in our model. We make several observations from this: 1) contextualizing video event features with respect to other video events (using CT) helps; 2) an external Knowledge base (via CS features) improves understanding of open domain event-event relations; 3) different embedding interaction techniques (EI) helps improve feature representation; and 4) all three network components (CT, CS and EI) synergistically combine to give the best performance. We study more ablations on the effect of inference time ensemble with CLIP and the number of layers in CT in Appendix E. Further, we show that MASHER pays attention to relevant objects through Grad-CAM (Selvaraju et al. 2017) heatmap visualizations in Appendix F.

7 Conclusion

We proposed the novel task of extracting multimodal event hierarchies from multimedia content, a powerful way to understand, represent and reason about our world. Along with the task, we introduced `MultiHiEve` – a video-language dataset sourced from news domain and containing rich hierarchy of events. We proposed a weakly supervised model, MASHER, to predict these multimodal event relationships, achieving an improvement of around 3x on recall and 50% on F_1 score (hierarchical relations) over the strongest baseline.

We discuss the limitations and future directions of our work in Appendix H. We also discuss privacy and social bias concerns with respect to `MultiHiEve` in Appendix B.4.

Acknowledgement

This research is based upon work supported by U.S. DARPA KAIROS Program No. FA8750-19-2-1004. The views and conclusions contained herein are those of the authors and should not be interpreted as necessarily representing the official policies, either expressed or implied, of DARPA, or the U.S. Government. The U.S. Government is authorized to reproduce and distribute reprints for governmental purposes notwithstanding any copyright annotation therein.

References

2021. bert-restore-punctuation: Python library to restore punctuation.
- Badgett, A.; and Huang, R. 2016. Extracting subevents via an effective two-phase approach. In *EMNLP*, 906–911.
- Bender, E.; and Friedman, B. 2019. Data Statements for NLP: Toward Mitigating System Bias and Enabling Better Science. *ACL*.
- Blei, D. M.; Ng, A. Y.; Jordan, M. I.; and Lafferty, J. 2003. Latent dirichlet allocation. *Journal of Machine Learning Research*, 3: 2003.
- Bosselut, A.; Rashkin, H.; Sap, M.; Malaviya, C.; Celikyilmaz, A.; and Choi, Y. 2019. Comet: Commonsense transformers for knowledge graph construction. In *ACL*.
- Carbonneau, M.-A.; Cheplygina, V.; Granger, E.; and Gagnon, G. 2018. Multiple instance learning: A survey of problem characteristics and applications. *Pattern Recognition*, 77: 329–353.
- Chaturvedi, S.; Peng, H.; and Roth, D. 2017. Story Comprehension for Predicting What Happens Next. In *EMNLP*, 1603–1614. Copenhagen, Denmark: ACL.
- Chen, B.; Lin, X.; Thomas, C.; Li, M.; Yoshida, S.; Chum, L.; Ji, H.; and Chang, S.-F. 2021. Joint Multimedia Event Extraction from Video and Article. *arXiv preprint arXiv:2109.12776*.
- Chen, D.; and Dolan, W. B. 2011. Collecting highly parallel data for paraphrase evaluation. In *ACL*, 190–200.
- Daumé III, H.; and Marcu, D. 2006. Bayesian Query-Focused Summarization. In *ACL*, 305–312. Sydney, Australia: ACL.
- Du, X.; Zhang, Z.; Li, S.; Yu, P.; Wang, H.; Lai, T.; Lin, X.; Wang, Z.; Liu, I.; Zhou, B.; et al. 2022. RESIN-11: Schema-guided event prediction for 11 newsworthy scenarios. In *NAACL: Human Language Technologies: System Demonstrations*, 54–63.
- Fang, H.; Xiong, P.; Xu, L.; and Chen, Y. 2021. CLIP2Video: Mastering Video-Text Retrieval via Image CLIP. *arXiv:2106.11097*.
- Gao, J.; Sun, C.; Yang, Z.; and Nevatia, R. 2017. Tall: Temporal activity localization via language query. In *ICCV*, 5267–5275.
- Gebru, T.; Morgenstern, J.; Vecchione, B.; Vaughan, J. W.; Wallach, H.; Daumé III, H.; and Crawford, K. 2018. Datasheets for Datasets. *arXiv preprint arXiv:1803.09010*.
- Gebru, T.; Morgenstern, J. H.; Vecchione, B.; Vaughan, J. W.; Wallach, H. M.; Daumé, H.; and Crawford, K. 2021. Datasheets for datasets. *Communications of the ACM*, 64: 86–92.
- Gildenblat, J.; and contributors. 2021. PyTorch library for CAM methods. <https://github.com/jacobgil/pytorch-grad-cam>.
- Glavaš, G.; Šnajder, J.; Kordjamshidi, P.; and Moens, M.-F. 2014. HiEve: A corpus for extracting event hierarchies from news stories. In *Proceedings of 9th language resources and evaluation conference*, 3678–3683. ELRA.
- GLAVAŠ, G.; and ŠNAJDER, J. 2015. Construction and evaluation of event graphs. *Natural Language Engineering*, 21(4): 607–652.
- Hovy, E.; Mitamura, T.; Verdejo, F.; Araki, J.; and Philpot, A. 2013. Yents are Not Simple: Identity, Non-Identity, and Quasi-Identity. In *Workshop on Events: Definition, Detection, Coreference, and Representation*, 21–28. Atlanta, Georgia: Association for Computational Linguistics.
- Huang, S.; Strassel, S.; Mitchell, A.; and Song, Z. 2004. Automatic Content Extraction (ACE) Program - Task Definitions and Performance Measures. In *LREC*.
- Ji, J.; Krishna, R.; Fei-Fei, L.; and Niebles, J. C. 2020. Action genome: Actions as compositions of spatio-temporal scene graphs. In *CVPR*, 10236–10247.
- Jia, C.; Yang, Y.; Xia, Y.; Chen, Y.-T.; Parekh, Z.; Pham, H.; Le, Q. V.; Sung, Y.-H.; Li, Z.; and Duerig, T. 2021. Scaling Up Visual and Vision-Language Representation Learning With Noisy Text Supervision. In *ICML*.
- Krishna, R.; Hata, K.; Ren, F.; Fei-Fei, L.; and Carlos Niebles, J. 2017a. Dense-captioning events in videos. In *ICCV*, 706–715.
- Krishna, R.; Zhu, Y.; Groth, O.; Johnson, J.; Hata, K.; Kravitz, J.; Chen, S.; Kalantidis, Y.; Li, L.-J.; Shamma, D. A.; et al. 2017b. Visual genome: Connecting language and vision using crowdsourced dense image annotations. *International journal of computer vision*, 123(1): 32–73.
- Li, J.; Li, D.; Savarese, S.; and Hoi, S. 2023. BLIP-2: Bootstrapping Language-Image Pre-training with Frozen Image Encoders and Large Language Models. In *ICML*.
- Li, M.; Xu, R.; Wang, S.; Zhou, L.; Lin, X.; Zhu, C.; Zeng, M.; Ji, H.; and Chang, S.-F. 2022. CLIP-Event: Connecting Text and Images with Event Structures. *arXiv preprint arXiv:2201.05078*.
- Li, M.; Zareian, A.; Lin, Y.; Pan, X.; Whitehead, S.; Chen, B.; Wu, B.; Ji, H.; Chang, S.-F.; Voss, C.; Napierski, D.; and Freedman, M. 2020a. GAIA: A Fine-grained Multimedia Knowledge Extraction System. In *ACL: System Demonstrations*. ACL.
- Li, M.; Zareian, A.; Zeng, Q.; Whitehead, S.; Lu, D.; Ji, H.; and Chang, S.-F. 2020b. Cross-media Structured Common Space for Multimedia Event Extraction. In *ACL*. Online: Association for Computational Linguistics.
- Li, R.; Tapaswi, M.; Liao, R.; Jia, J.; Urtasun, R.; and Fidler, S. 2017. Situation Recognition with Graph Neural Networks. In *IEEE International Conference on Computer Vision, ICCV 2017, Venice, Italy, October 22-29, 2017*, 4183–4192. IEEE Computer Society.

- Liu, J.; Chen, Y.; Liu, K.; Bi, W.; and Liu, X. 2020. Event Extraction as Machine Reading Comprehension. In *Proceedings of the 2020 Conference on Empirical Methods in Natural Language Processing (EMNLP)*, 1641–1651. Online: Association for Computational Linguistics.
- Liu, J.; Chen, Y.; Liu, K.; and Zhao, J. 2019. Neural Cross-Lingual Event Detection with Minimal Parallel Resources. In *EMNLP-IJCNLP*. Association for Computational Linguistics.
- Lu, A.; Lin, X.; Niu, Y.; and Chang, S.-F. 2023. In Defense of Structural Symbolic Representation for Video Event-Relation Prediction. In *Proceedings of the IEEE/CVF Conference on Computer Vision and Pattern Recognition (CVPR) Workshops*, 4940–4950.
- Luo, H.; Ji, L.; Zhong, M.; Chen, Y.; Lei, W.; Duan, N.; and Li, T. 2021. CLIP4Clip: An Empirical Study of CLIP for End to End Video Clip Retrieval. *CoRR*, abs/2104.08860.
- Mallya, A.; and Lazebnik, S. 2017. Recurrent Models for Situation Recognition. In *IEEE International Conference on Computer Vision, ICCV 2017, Venice, Italy, October 22-29, 2017*, 455–463. IEEE Computer Society.
- McCallum, A. K. 2002. Mallet: A machine learning for language toolkit.
- Miech, A.; Zhukov, D.; Alayrac, J.; Tapaswi, M.; Laptev, I.; and Sivic, J. 2019. HowTo100M: Learning a Text-Video Embedding by Watching Hundred Million Narrated Video Clips. In *ICCV*.
- Nguyen, T. H.; Cho, K.; and Grishman, R. 2016. Joint Event Extraction via Recurrent Neural Networks. In *NAACL: Human Language Technologies*, 300–309.
- O’Gorman, T.; Wright-Bettner, K.; and Palmer, M. 2016. Richer event description: Integrating event coreference with temporal, causal and bridging annotation. In *Proceedings of the 2nd Workshop on Computing News Storylines (CNS 2016)*, 47–56.
- Park, J. S.; Bhagavatula, C.; Mottaghi, R.; Farhadi, A.; and Choi, Y. 2020. VisualCOMET: Reasoning about the Dynamic Context of a Still Image. In *ECCV*.
- Pratt, S.; Yatskar, M.; Weihs, L.; Farhadi, A.; and Kembhavi, A. 2020. Grounded Situation Recognition. In *ECCV*, 314–332. Springer.
- Radford, A.; Kim, J. W.; Hallacy, C.; Ramesh, A.; Goh, G.; Agarwal, S.; Sastry, G.; Askell, A.; Mishkin, P.; Clark, J.; Krueger, G.; and Sutskever, I. 2021. Learning Transferable Visual Models From Natural Language Supervision.
- Reddy, R. G.; Rui, X.; Li, M.; Lin, X.; Wen, H.; Cho, J.; Huang, L.; Bansal, M.; Sil, A.; Chang, S.-F.; et al. 2022. MuMuQA: Multimedia Multi-Hop News Question Answering via Cross-Media Knowledge Extraction and Grounding. In *AAAI*, volume 36.
- Regneri, M.; Rohrbach, M.; Wetzel, D.; Thater, S.; Schiele, B.; and Pinkal, M. 2013. Grounding action descriptions in videos. *Transactions of the Association for Computational Linguistics*, 1: 25–36.
- Reimers, N.; Dehghani, N.; and Gurevych, I. 2016. Temporal Anchoring of Events for the TimeBank Corpus. 2195–2204.
- Rohrbach, A.; Rohrbach, M.; Qiu, W.; Friedrich, A.; Pinkal, M.; and Schiele, B. 2014. Coherent multi-sentence video description with variable level of detail. In *German conference on pattern recognition*, 184–195. Springer.
- Rohrbach, M.; Amin, S.; Andriluka, M.; and Schiele, B. 2012. A database for fine grained activity detection of cooking activities. In *CVPR*, 1194–1201. IEEE.
- Sadhu, A.; Gupta, T.; Yatskar, M.; Nevatia, R.; and Kembhavi, A. 2021. Visual Semantic Role Labeling for Video Understanding. In *CVPR*.
- Sap, M.; Le Bras, R.; Allaway, E.; Bhagavatula, C.; Lourie, N.; Rashkin, H.; Roof, B.; Smith, N. A.; and Choi, Y. 2019. Atomic: An atlas of machine commonsense for if-then reasoning. In *Proceedings of the AAAI Conference on Artificial Intelligence*, volume 33, 3027–3035.
- Selvaraju, R. R.; Cogswell, M.; Das, A.; Vedantam, R.; Parikh, D.; and Batra, D. 2017. Grad-CAM: Visual Explanations from Deep Networks via Gradient-Based Localization. In *ICCV*, 618–626.
- Sha, L.; Qian, F.; Chang, B.; and Sui, Z. 2018. Jointly Extracting Event Triggers and Arguments by Dependency-Bridge RNN and Tensor-Based Argument Interaction. In McIlraith, S. A.; and Weinberger, K. Q., eds., *AAAI*, 5916–5923. AAAI Press.
- Shen, J.; Zhang, Y.; Ji, H.; and Han, J. 2021. Corpus-based Open-Domain Event Type Induction. In *EMNLP*, 5427–5440. Online and Punta Cana, Dominican Republic: Association for Computational Linguistics.
- Shou, M. Z.; Ghadiyaram, D.; Wang, W.; and Feiszli, M. 2021. Generic Event Boundary Detection: A Benchmark for Event Segmentation. *ICCV*.
- Sigurdsson, G. A.; Varol, G.; Wang, X.; Farhadi, A.; Laptev, I.; and Gupta, A. 2016. Hollywood in homes: Crowdsourcing data collection for activity understanding. In *ECCV*, 510–526. Springer.
- Speer, R.; Chin, J.; and Havasi, C. 2017. ConceptNet 5.5: An Open Multilingual Graph of General Knowledge. *AAAI*, 31(1).
- Tong, M.; Wang, S.; Cao, Y.; Xu, B.; Li, J.; Hou, L.; and Chua, T.-S. 2020. Image enhanced event detection in news articles. In *Proceedings of the AAAI Conference on Artificial Intelligence*, volume 34, 9040–9047.
- Torabi, A.; Pal, C.; Larochelle, H.; and Courville, A. 2015. Using descriptive video services to create a large data source for video annotation research. *arXiv preprint arXiv:1503.01070*.
- Vaswani, A.; Shazeer, N.; Parmar, N.; Uszkoreit, J.; Jones, L.; Gomez, A. N.; Kaiser, Ł.; and Polosukhin, I. 2017. Attention is all you need. In *Advances in neural information processing systems*, 5998–6008.
- Vulić, I.; Ponzetto, S. P.; and Glavaš, G. 2019. Multilingual and cross-lingual graded lexical entailment. In *Proceedings of the 57th Annual Meeting of the Association for Computational Linguistics*, 4963–4974.
- Wang, H.; Chen, M.; Zhang, H.; and Roth, D. 2020. Joint Constrained Learning for Event-Event Relation Extraction.

In *EMNLP*, 696–706. Online: Association for Computational Linguistics.

Wang, H.; Zhang, H.; Chen, M.; and Roth, D. 2021. Learning Constraints and Descriptive Segmentation for Subevent Detection. In *EMNLP*, 5216–5226. Online and Punta Cana, Dominican Republic: Association for Computational Linguistics.

Wen, H.; Lin, Y.; Lai, T.; Pan, X.; Li, S.; Lin, X.; Zhou, B.; Li, M.; Wang, H.; Zhang, H.; Yu, X.; Dong, A.; Wang, Z.; Fung, Y.; Mishra, P.; Lyu, Q.; Surís, D.; Chen, B.; Brown, S. W.; Palmer, M.; Callison-Burch, C.; Vondrick, C.; Han, J.; Roth, D.; Chang, S.-F.; and Ji, H. 2021. RESIN: A Dockerized Schema-Guided Cross-document Cross-lingual Cross-media Information Extraction and Event Tracking System. In *NAACL: Human Language Technologies: Demonstrations*, 133–143. Online: Association for Computational Linguistics.

Xu, D.; Zhu, Y.; Choy, C. B.; and Fei-Fei, L. 2017. Scene graph generation by iterative message passing. In *Proceedings of the IEEE conference on computer vision and pattern recognition*, 5410–5419.

Xu, J.; Mei, T.; Yao, T.; and Rui, Y. 2016. Msr-vtt: A large video description dataset for bridging video and language. In *CVPR*, 5288–5296.

Yao, W.; Dai, Z.; Ramaswamy, M.; Min, B.; and Huang, R. 2020a. Weakly supervised subevent knowledge acquisition. In *EMNLP*.

Yao, W.; Dai, Z.; Ramaswamy, M.; Min, B.; and Huang, R. 2020b. Weakly Supervised Subevent Knowledge Acquisition. In *EMNLP*, 5345–5356. Online: Association for Computational Linguistics.

Yatskar, M.; Zettlemoyer, L.; and Farhadi, A. 2016. Situation Recognition: Visual Semantic Role Labeling for Image Understanding. *CVPR*, 5534–5542.

Zellers, R.; Lu, X.; Hessel, J.; Yu, Y.; Park, J. S.; Cao, J.; Farhadi, A.; and Choi, Y. 2021. MERLOT: Multimodal Neural Script Knowledge Models. In Ranzato, M.; Beygelzimer, A.; Dauphin, Y.; Liang, P.; and Vaughan, J. W., eds., *NeurIPS*, volume 34, 23634–23651. Curran Associates, Inc.

Zeng, K.-H.; Chen, T.-H.; Niebles, J. C.; and Sun, M. 2016. Generation for user generated videos. In *ECCV*, 609–625. Springer.

Zhang, H.; Li, X.; and Bing, L. 2023. Video-LLaMA: An Instruction-tuned Audio-Visual Language Model for Video Understanding. arXiv:2306.02858.

Zhang, T.; Whitehead, S.; Zhang, H.; Li, H.; Ellis, J. G.; Huang, L.; Liu, W.; Ji, H.; and Chang, S. 2017. Improving Event Extraction via Multimodal Integration. In *ACM MM*.

Zhou, L.; Xu, C.; and Corso, J. J. 2018. Towards Automatic Learning of Procedures From Web Instructional Videos. In *AAAI*, 7590–7598.

Appendix

We provide additional details in this section which further elucidate the claims and contributions of the paper. It's divided into the following sections:

- Further details on Events' definition (Appendix A)
- Details on dataset curation, statistics, annotation and broader impacts. (Appendix B)
- Details on various model components (Appendix C)
- Details on evaluation metric and baselines (Appendix D)
- Ablation and Hyperparameter Tuning (Appendix E)
- Qualitative Analysis on predicted results (Appendix F)
- System Evaluation including text event detection (Appendix G)
- Limitations and Future Directions (Appendix H)
- MultiHiEve Dataset sheet (Gebru et al. 2021) (Appendix I)

A Events and Events-Events Relations

Multimodal event graphs consists of events (text and video) as nodes and relations between them as edges. For the purpose of clarity and consistency, we provide additional details on the definition of each type of events and their relations.

A.1 Text Events

Events in text denote a change of state or the changed state of a person, thing or entity. An event trigger is the word which most clearly expresses the occurrence of the event. For the purpose of annotating events in text article, we task the annotators to annotate all possible event triggers. Events triggers can be (underlined text denote event triggers):

- Verbs. (eg. They have been married for three years)
- Nouns. (eg. The attack killed 7 and injured 20)
- Nominals. Nominals are created from verb or adjective, eg. decide → decision.
- To resolve the cases where both a verb and a noun are possible event triggers, we select the noun whenever the noun can be used by itself as a trigger word (eg. The leaders held a meeting in Beijing).
- To resolve the cases where both verb and an adjective are possible event triggers, the adjective is selected as the trigger word whenever it can stand alone to express the resulting state brought about by the event (eg. The explosion left at least 30 dead and dozens injured).
- In cases where multiple verbs are used together to express an event, the main verb is chosen as the event trigger (eg. John tried to kill Mary).
- In case the verb and particle occur contiguously in a sentence, we will annotate both the verb and particle as event trigger (Jane was laid off by XYZ Corp).
- Sometimes, multiple events are present within a single scope ie. the sentence. In such cases, each sentence should be annotated with trigger words corresponding to all the events (eg. The explosion left at least 30 dead).

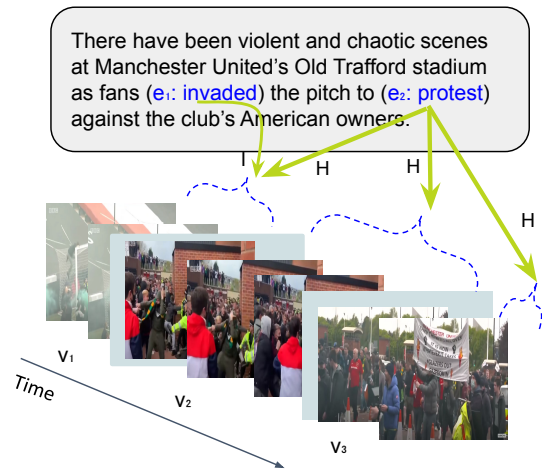


Figure 5: Illustration of Hierarchical and Identical Relation Types. I: Identical; H: Hierarchical. While event e_1 : invaded is 'Identical' to the video event showing people on the pitch v_1 , event e_2 : protest is 'Hierarchical' to all video events – v_1 : showing invasion, v_2 : showing clash, v_3 : showing rally – representing different aspects of protest.

Additionally, we ask the annotators not to annotate the following type of events (underlined text denote events not to be annotated):

- Negative Events. An event is negative when it is explicitly indicated that the event did not occur (eg. His wife was sitting on the backseat and was not hurt).
- Hypothetical Events. This includes the events which are believed to have happened or are hypothetical in nature (eg. Chapman would be concerned for his safety if released).
- Generic Events. A generic event is any event which is contained in a generic statement (Terrorists often flee to nation-states with crumbling governments to avoid interference).

A.2 Event Relation Types

There are primarily four types of relations that have been explored in the literature: identical (Hovy et al. 2013; Glavaš et al. 2014), hierarchical (Wang et al. 2021), temporal (Wang et al. 2020) and causal (Yao et al. 2020b; Sadhu et al. 2021). While each of these relations are important towards building a comprehensive event graph, exploring all of them together is extremely challenging due to the annotation time required and the difficulty at distinguishing the different relation types for annotators. Despite the event relation prediction being a longstanding and established problem in NLP, no single large scale dataset exists containing all four relation types. Because the annotation and task difficulty increases substantially in the multimodal setting, we focus on the two most frequently found multimodal relation types in our human annotated data: Hierarchical and Identical relations.

Identical events are those events which denote exactly the same real world event. In contrast, two events are said to be

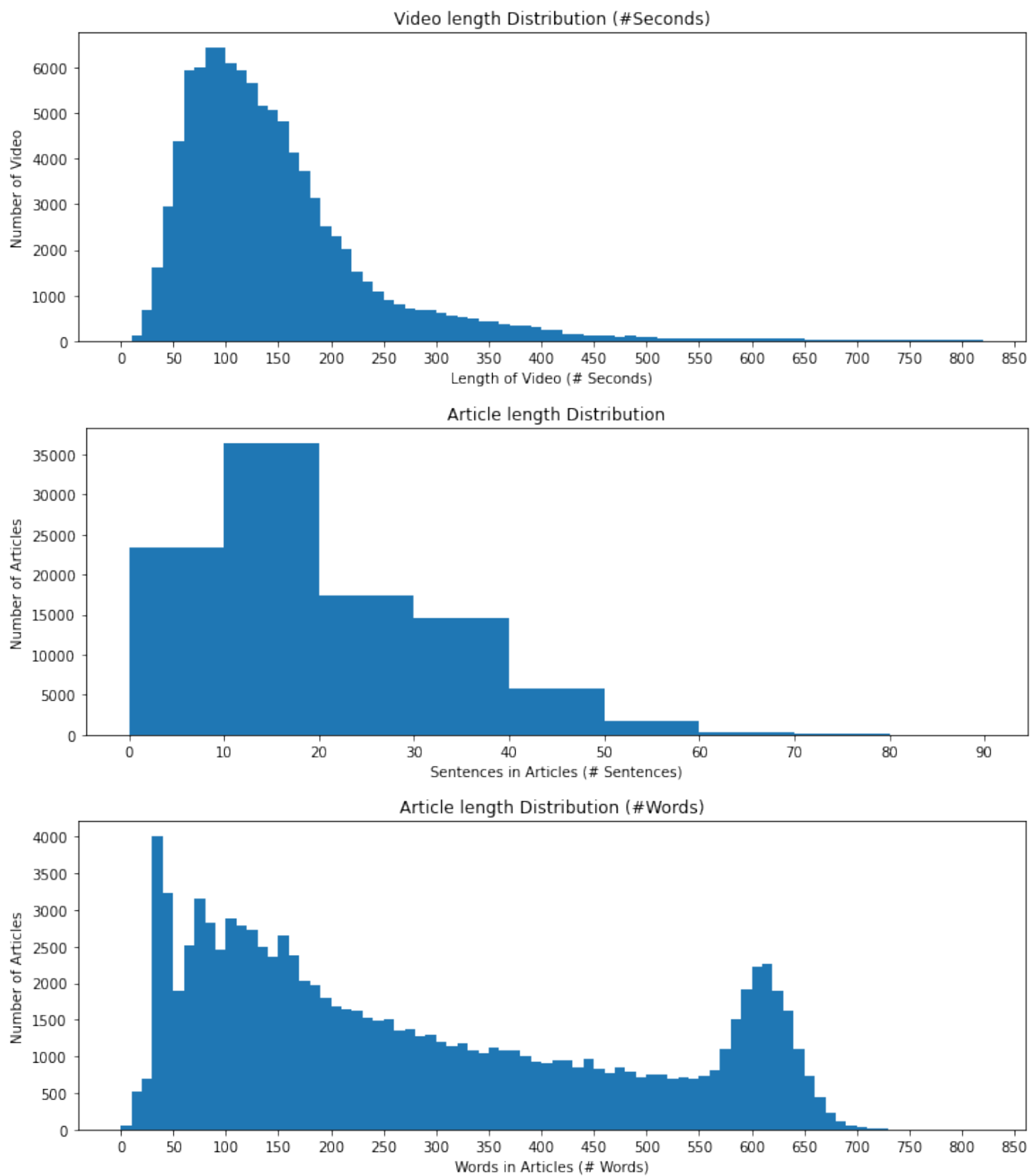


Figure 6: Data Statistics: Top row shows the distribution of video duration, middle row shows the distribution of article sentence length and the last row shows the distribution of article Word length.

Dataset	Domain	#Videos	#Total hours	ASR	#Text Sent.	Text Type
MSVD (Chen and Dolan 2011)	Open	1970	5.3	✗	70K	Caption
MPII Cooking (Rohrbach et al. 2012)	Cooking	44	8	✗	5609	Caption
TACoS (Regneri et al. 2013)	Cooking	127	15.9	✗	18K	Caption
TACoS-MLevel (Rohrbach et al. 2014)	Cooking	185	27.1	✗	53K	Caption
M-VAD (Torabi et al. 2015)	Movie	92	84.6	✗	56K	Caption
MSR-VTT (Xu et al. 2016)	Open	7180	41.2	✗	200K	Caption
Charades (Sigurdsson et al. 2016)	Daily activities	9848	82.01	✗	16K	Caption
VTW (Zeng et al. 2016)	Open	18.1K	213.2	✗	45K	Caption
YouCook II (Zhou, Xu, and Corso 2018)	Cooking	2000	176	✗	15K	Caption
ActyNet Cap (Krishna et al. 2017a)	Open	20K	849	✗	100K	Caption
HowTo100M (Miech et al. 2019)	Instructional	1.2M	134K	✓	-	-
YT-Temporal-180M(Zellers et al. 2021)	Open	6M	-	✓	-	-
MultiHiEve (Train)	News	100K	4.1K	✓	1.9M	News Story

Table 5: Comparison of MultiHiEve training data against related video-language datasets. Avg. len: Average length of videos in seconds. Text Sent: Text sentences. Datasets not containing text descriptions are greyed.

hierarchically related if one of the event (parent event) spatio-temporally contains the other event (subevent). For this task, we constrain parent event to be a text event only to simplify the task and limit disagreements between the annotators. We provide additional illustration of the difference in these two types of relations in Figure 5.

As a corollary, a video event is ‘Identical’ to a text event if and only if the text event begins and ends in the video event and there is no more aspect to it, otherwise the text event is ‘Hierarchical’ to the video event. For example, a text event, ‘meeting’, will have a ‘Hierarchical’ relation to a video event showing two people shaking hands because the event ‘meeting’ has aspects other than just shaking hands like ‘discussion’, ‘interview’ etc.

Although, the direction of our Hierarchical relation is from text event to video event, we make a note that there could be event-event relations directed from video event to text event. However, we do not deal with them in this work to make the task more tractable.

B Dataset Details

B.1 Dataset Curation

We consider the news domain for our dataset collection as news stories often contain rich events information along with their nuanced event-event relations. However, news articles are often opinionated and run the risk of being biased. One way of adjudging this bias is to rate the political leaning of news outlet as being left, center or right. To minimize such bias and collect only factual news, we employ media rating website, allsides.com, to select news agencies rated as ‘Center’. Using this strategy, we end up with 9 news media sources: Associated Press, Axios, BBC News, Christian Science Monitor, Forbes, NPR, The Hill, Wall Street Journal and Reuters.

Having finalized the news sources, we collect YouTube channel ids for all these sources. Next, we scrape videos, associated descriptions and closed captions from the collected channel ids. Videos longer than 14 minutes or having a description length smaller than 10 words were filtered out. We

end up with dataset of size 100.5K samples: 100K for training and 526 for evaluation. We further divided this evaluation set into two sets: 249 for validation and 277 for testing.

B.2 Dataset Exploration

Data Statistics We provide additional data statistics on distribution of video duration, text article #words and #sentences in Figure 6. We observe that most of the videos in our dataset are at least 100 seconds long and most of the text articles have at least 10 sentences and 50 words. We compare these statistics against other video language dataset below.

We compare our dataset against 12 related video language datasets in Table 5. As can be seen from the table, our dataset is the first to be sourced from news domain which contains diverse event mentions and rich event hierarchies in the text article. From among the datasets containing text descriptions, the scale of our dataset is around 10x and 5x bigger in terms of the number of sentences and total video duration respectively. Datasets such as HowTo100M (Miech et al. 2019) and YT-Temporal-180M (Zellers et al. 2021) are orders of magnitude larger than our dataset but they only contain closed captions as textual data without accompanying text descriptions/articles. Also, we are the only dataset that provides both text descriptions and ASR.

Data Topic Exploration To discover the range of news topics covered by our dataset, we employed LDA topic modeling (Blei et al. 2003) implemented in Mallet (McCallum 2002) following (Zellers et al. 2021). Precisely, we grouped our dataset into 100 topics using a vocabulary of size 22K consisting of words which occurred in at least 25 articles but no more than 10% of articles. Further, we removed those topic which contained media source names (eg. Reuters, WSJ etc.).

We report the top 10 topics in Table 6. We see that a diverse range of topics are covered by our dataset: Election, Justice, War, International News, Entertainment etc. For a random 1000 data samples, we visualize the topic distribution via tsne plot in Figure 7 and a wordle of most prominent words in Figure 8.

White House	trump obama donald white house barack biden presidential republican
International	talks peace agreement leaders secretary deal conference
Attack	injured hospital car attack bomb blast wounded scene damaged
Election	election vote elections presidential voters voting candidate percent
Justice	court trial judge case charges lawyer prison accused lawyers
War	soldiers troops army forces fighting border rebels area fire
Entertainment	film actor star movie actress director hollywood festival
Conference	conference cutaway reporters general spokesman want need
Congress	house senate congress committee trump senator republican democrats
Protest	protesters protest demonstrators anti chanting rally march demonstration

Table 6: Top 10 topics derived from MultiHiEve represented by their most common words.

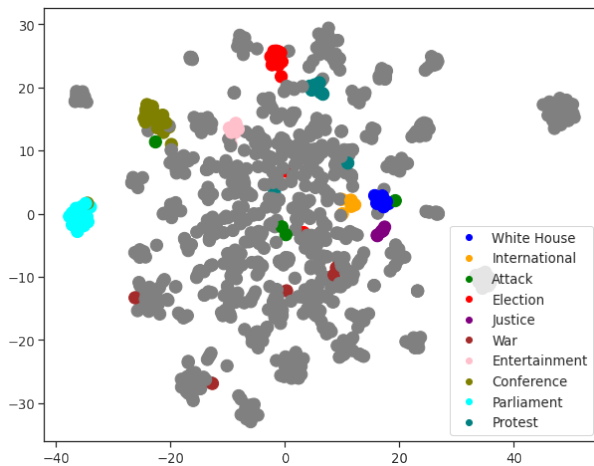


Figure 7: TSNE topic distribution for 1K random articles

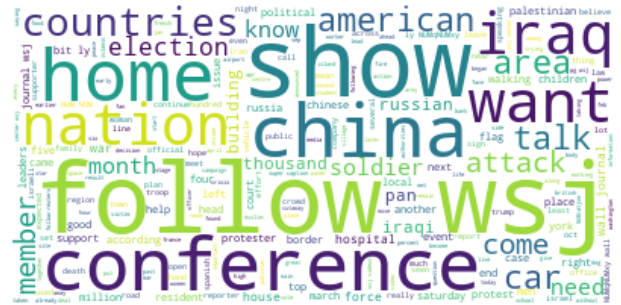


Figure 8: Wordle of 1K random articles

B.3 Annotation Tool

For annotating the evaluation set, we used the Label Studio⁴ annotation tool. We did not use the vanilla tool; rather we customized it according to our use case. The screenshots of annotation interface is shown in Figure 9.

The top row shows an overview of our interface. The text article, pre-populated with automatically extracted text events (depicted by red boxes), is on the left. The video along with a scroll bar and play/pause button is in the center. It has also been pre-populated with automatically extracted video events. These video events are shown by segmented green bars in center middle. The dark green segment shows the selected video event. The rightmost panel shows information on selected event, the list of all annotated text and video events and finally, the list of all event-event relation annotations.

The annotation task is divided into two subtasks – 1) adding/deleting text events; and 2) annotating all possible ‘Hierarchical’ and ‘Identical’ multimodal relations from text event to video event. The middle rows shows the steps involved in adding a text event in blue and deleting a text event in pink. To add text event, the annotator first needs to click on the box marked ‘Text Event’ at top left corner. Then, they needs to select word(s) from article to be labelled as a text event. To delete a text event, the annotator needs to first click on the red box containing the event to be deleted. Then, they

⁴<https://labelstud.io/>

need to either hit backspace key or click on the delete icon on the rightmost panel.

The bottom row illustrates the process of labelling a multimodal relation from text event to video event. To annotate a relation, the annotator needs to first click on the text event that they want to label the relation from. Then, they need to click on the relation icon on the rightmost panel. Next, the video event segment, to which the relation is directed to, needs to be clicked. Finally, the type is relation needs to be selected from the drop down menu displayed at the bottom on rightmost panel.

Once the annotation is complete, we export the labels in json format.

B.4 Privacy, Distribution and Social Impact

Distribution and Licensing Following data release strategy from prior work (Zellers et al. 2021; Miech et al. 2019), we will be only releasing urls of the YouTube videos. This enables us to publicly release the data quickly while also minimizing potential consent and privacy issues. The usage of the data is for non-commercial research and educational purposes, which we believe constitutes ‘fair use’. However, our data release strategy is aimed at further reducing any potential licensing issues.

Privacy Downloading YouTube videos risks compromising privacy of individuals. To address this, we downloaded videos from the official YouTube channels of news media

Text Event 1

Odinga **meets** US envoy calls of planned protests (7 Jan 2008)

- Wide of US envoy Jendayi Frazer **shaking** hands with opposition leader Raila Odinga, alongside US Ambassador to Kenya, Michael Ranneberger (on right) and Orange Democratic Movement (ODM) leader William Ruto (left) at the American ambassador's residence
- Mid of Frazer **shaking** hands with Odinga
- Cutaway of cameraman
- Mid of Odinga and Ruto sitting down for news conference
- SOUNDBITE: (English) Raila Odinga, Kenyan opposition leader:

"We are therefore **informing** our supporters countrywide that tomorrow there will be no public rallies as we had **called** for countrywide. We will be **issuing** a statement once the dialogue **starts**. We want the discussions and the negotiations to take place in a peaceful environment."
- Mid of news conference **ending**

STORYLINE:

Kenya's opposition leader on Monday **cancelled** planned nationwide protest rallies amid fears they could **ignite** new bloodletting after violence that has already **killed** nearly 500 people.

Raila Odinga said he wanted to give mediation a chance, making the

Task #1085

Regions 29 Labels

Sorted by Date

- 23 Video Event
- 24 Video Event
- 25 Video Event
- 26 Video Event
- 27 Video Event
- 28 Video Event
- 29 Text Event ending

Relations (0)

No Relations added yet

Text Event 1

Odinga **meets** US envoy calls of planned **protests** (7 Jan 2008)

- Wide of US envoy Jendayi Frazer **shaking** hands with opposition leader Raila Odinga, alongside US Ambassador to Kenya, Michael Ranneberger (on right) and Orange Democratic Movement (ODM) leader William Ruto (left) at the American ambassador's residence
- Mid of Frazer **shaking** hands with Odinga
- Cutaway of cameraman
- Mid of Odinga and Ruto sitting down for news conference
- SOUNDBITE: (English) Raila Odinga, Kenyan opposition leader:

"We are therefore **informing** our supporters countrywide that tomorrow there will be no public rallies as we had **called** for countrywide. We will be **issuing** a statement once the dialogue **starts**. We want the discussions and the negotiations to take place in a peaceful environment."
- Mid of news conference **ending**

STORYLINE:

Kenya's opposition leader on Monday **cancelled** planned nationwide protest rallies amid fears they could **ignite** new bloodletting after violence that has already **killed** nearly 500 people.

Raila Odinga said he wanted to give mediation a chance, making the

Task #1085

Regions 30 Labels

Sorted by Date

- 24 Video Event
- 25 Video Event
- 26 Video Event
- 27 Video Event
- 28 Video Event
- 29 Text Event ending
- 30 Text Event protests

Relations (0)

Text Event 1

Odinga **meets** US envoy calls of planned **protests** (7 Jan 2008)

- Wide of US envoy Jendayi Frazer **shaking** hands with opposition leader Raila Odinga, alongside US Ambassador to Kenya, Michael Ranneberger (on right) and Orange Democratic Movement (ODM) leader William Ruto (left) at the American ambassador's residence
- Mid of Frazer **shaking** hands with Odinga
- Cutaway of cameraman
- Mid of Odinga and Ruto sitting down for news conference
- SOUNDBITE: (English) Raila Odinga, Kenyan opposition leader:

"We are therefore **informing** our supporters countrywide that tomorrow there will be no public rallies as we had **called** for countrywide. We will be **issuing** a statement once the dialogue **starts**. We want the discussions and the negotiations to take place in a peaceful environment."
- Mid of news conference **ending**

STORYLINE:

Kenya's opposition leader on Monday **cancelled** planned nationwide protest rallies amid fears they could **ignite** new bloodletting after violence that has already **killed** nearly 500 people.

Raila Odinga said he wanted to give mediation a chance, making the

Task #1085

Regions 29 Labels

Sorted by Date

- 1 Text Event meets
- 2 Text Event shaking
- 3 Text Event shaking
- 4 Text Event informing
- 5 Text Event called
- 6 Text Event issuing
- 7 Text Event starts

Relations (2)

1 HTML → 22 Audio

Labels: Hierarchical

Figure 9: Top: Overview of Annotation Tool. Middle: Task 1 – Text Event Annotation. Steps for adding text event shown in blue and steps for deleting text event shown in pink. Bottom: Task 2 – Multimodal Event-Event Relation Annotation

companies. As such, the videos fall under the category of journalism and are public. This already limits the risk of leaking any private or sensitive information. As an additional safety measure, we manually verified on ~ 50 videos that the youtube descriptions do not contain any reference to individuals or authors; rather they contain generic links to news agency website and their social media pages. Further, we only plan to release video ids of the videos. This gives the creator the ‘right to be forgotten’ from YouTube and from our dataset as well. These steps taken together minimize the risk of compromising privacy/identity of any individual.

Social Impact Our dataset have been sourced from news domain to ensure richness of events. However, as news media tend to be opinionated, and sometimes sensationalized, the dataset risks suffering from racial, gender, cultural and religious bias. As discussed in previous sections, we consciously took steps to reduce these biases by making an effort to collect factual news from ‘Center’ rated news media sources (Section 4). In addition, we release the dataset sheet from Gebru et al. (2021) describing additional details aimed at limiting these biases (see Appendix I). Despite these efforts, we accept that there is potential for these negative harms to creep into our model. As such, at this point, we do not recommend deployed use-cases.

We amortize these harms, to some extent, by showing the applicability of our method to events related to natural disasters (fire evacuation Fig. 2). The event hierarchy extracted from this data can be used to analyse and improve relief efforts. Further, event hierarchies can be used for validation and cross-checking to fight disinformation. We believe the potential for positive social benefits of our work outweighs the harms, and our work can be valuable to the community in the long run.

Moreover, the potential negative societal impacts are not unique to this work; rather are endemic to general machine learning models trained on publicly available data (Zellers et al. 2021; Miech et al. 2019; Radford et al. 2021). There is an ongoing discourse on how to properly address these issues at a community level. We hope our usage of official public news videos and release strategy have taken a step forward in this direction.

C Model Components Details

C.1 CLIP For Video Event Retrieval

As discussed in the main paper, we employ a weakly supervised training method due to supervised training data constraints. As the first step in this strategy, we collect pseudo labels. Given a paired text article and video, we first extract all text events $\{e_i\}_{i=1}^m$ and all video events $\{v_j\}_{j=1}^n$. Next, we detect all hierarchical pairs in text, $\{e_u e_{u_s}\}_{u=1, s=1}^{u=p, s=q}$, using (Wang et al. 2021). Here, e_u is the parent event and e_{u_s} is the subevent. Finally, we employ CLIP to match text subevent e_{u_s} with a video event so that we can propagate the hierarchical relation from text subevent to video subevent, giving us the required multimodal hierarchical relation (pseudo label) from text parent event to video subevent. We describe the precise approach for this matching step below.

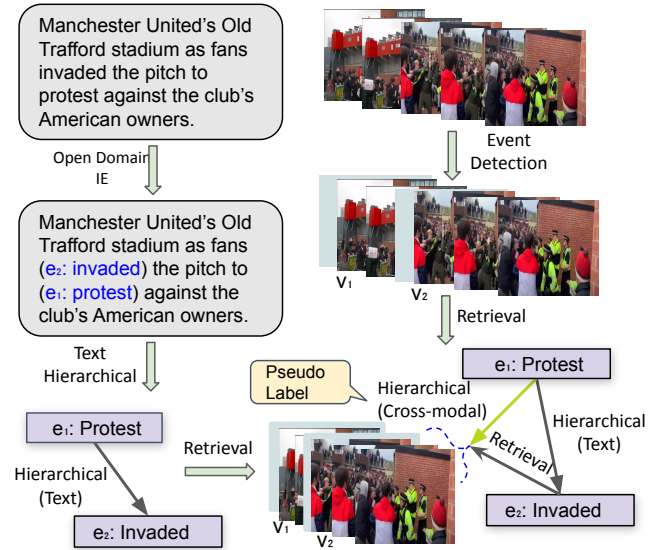


Figure 10: Proposed pseudo label generation pipeline.

CLIP is a multimodal transformer model which encodes text into an embedding using a transformer architecture, $f_t(\cdot)$, and separately encodes image into an embedding, in the same embedding space as the text embedding, using another transformer architecture, $f_i(\cdot)$. It then scores the alignment of text and image using a distance scoring function – typically cosine – between encoded text embedding and encoded image embedding.

While encoding text, CLIP brackets the input sentence with [SOS] and [EOS] tokens and outputs the activation of the [EOS] token from the highest layer of text transformer as the embedding representation for the whole sentence. However, we want the embedding of the event word contextualized by words around it. To this end, we change the attention masking of [EOS] token in the last layer of text transformer from being uniform to all words in the sentence to focusing on the event word with a polynomially decreasing attention mask depending on the distance of the words in sentence from the event word. We represent this modified text encoder by $f'_t(\cdot)$.

We encode the text event e_{u_s} by inputting the sentence containing the event word, $se_{u_s} = [w_1, w_2, \dots, e_{u_s}, \dots, w_i, \dots, w_n]$, to f'_t to get $f'_t(se_{u_s})$. To encode the video event, $v_l^{u_s}$, we first represent it as a stack of frames sampled at some f_s frames per second, $v_l^{u_s} = \{F_{l_y}^{u_s}\}_{y=1}^Z$. Next, we encode each frame using the image encoder, $f_i(\cdot)$, and aggregate the contribution of each frame to get the video event embedding: $\frac{1}{Z} \sum_{y=1}^Z f_i(F_{l_y}^{u_s})$. We say that the text event, e_{u_s} , represent the same event as the video event, $v_l^{u_s}$, if:

$$f'_t(se_{u_s}) \times \frac{1}{Z} \sum_{y=1}^Z f_i(F_{l_y}^{u_s}) > \lambda. \quad (1)$$

λ is a threshold that we arrived at by fine-tuning on the multimodal event pairs which had ‘Identical’ relations from 100 video article sample pairs in the validation set. The threshold

	Hierarchical			Identical			Avg F_1
	P	R	F_1	P	R	F_1	
MASHER _{CT→CS}	21.9	22.1	22.0	8.2	44.5	13.9	18.0
MASHER _{CLIP→CS}	18.3	22.4	20.2	8.3	44.2	14.0	17.1

Table 7: Ablation study on the input to $CS(.,.)$. MASHER_{CT→CS} denotes the visual input to CS is the output of CT (CLIP visual embedding passed through CT). MASHER_{CLIP→CS} denotes the visual input to CS is directly the CLIP visual encoding.

found, $\lambda = 30.39$ gave a precision value of 75% on the validation set. Using Eq. (1), we arrive at the required text event - video event matching pairs, $\{e_{u_s} v_l^{u_s}\}_{l=1}^r$.

C.2 Quality of Pseudo Labels

The process of generating pseudo labels consists of three components - event detection, textual event-event relations detection and text to video retrieval (as shown in Figure 10). To evaluate the quality of pseudo labels, we examine each component individually and then look at the overall quality.

We evaluate the error propagation from incorrectly predicted textual events to downstream event-event relations prediction task by using predicted textual events, instead of ground truth text events, as input to MASHER for multimodal event relations prediction. The system is evaluated in an end-to-end manner on the multimodal relations prediction task. We report the results in Appendix G. The avg. F_1 score for our model in this setting (called IETE2VE) is 7.8, down from 12.8.

We do not evaluate video event detection results as video event annotation can be quite ambiguous in open-vocabulary setting. For example, a video showing protest can be annotated as marching event by one annotator or as protest event by another. This difficulty has also been well noted by other works (Sadhu et al. 2021). In this work, we followed a coarse definition of video events (shots) which was deemed reasonable and agreed upon by the annotators.

For textual event relations detection, we used a SOTA method (Wang et al. 2021) whose performance on a news domain benchmark (Glavaš et al. 2014) is 52.2% F_1 . Since, our domain is same, we expect similar performance. Exact evaluation on our dataset is prohibitive due to the scale of annotation effort required.

For text to video retrieval, manual evaluation on a 100 samples gives a 75% precision Appendix C.1. We do not evaluate recall because the scale of the dataset can compensate for low recall on pseudo labels.

The overall quality of pseudo labels can be judged from the performance of MM Base. in Table 3 as pseudo label generation pipeline is the same as MM Base..

C.3 Commonsense Features from Knowledge Base

We leverage commonsense knowledge in the world to help us predict multimodal relations between open domain events. To this end, we use ConceptNet (Speer, Chin, and Havasi 2017),

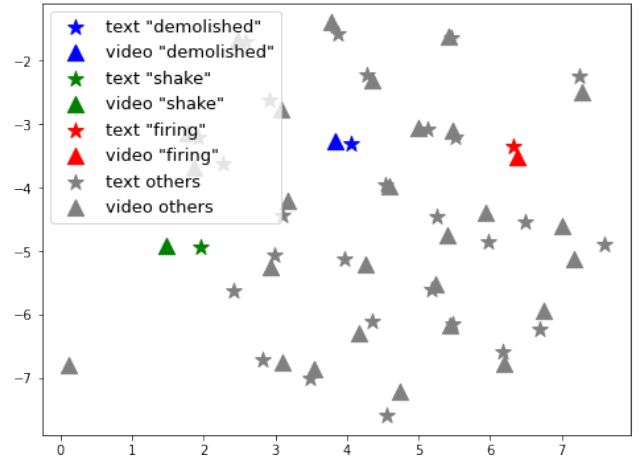


Figure 11: TSNE plot of CLIP’s text event embedding and CLIP’s video event embedding after passing through Contextual Transformer (CT). We see that the text and video embedding of the same event lie close together in the latent space.

a large scale knowledge base containing concepts, entities and events as nodes and the relation between them as edges. We extract positive and negative event pairs from ConceptNet and use it to train the commonsense feature extractor, $CS(.,.)$. $CS(.,.)$ is a single linear layer which concatenates the embeddings of the event pairs to form its input. It outputs a 512 dimensional embedding as commonsense features, which is trained using contrastive loss. These extracted features characterize how ‘Hierarchical’ event pairs should relate to each other.

We first train $CS(.,.)$ offline and then use it as a black box commonsense feature extractor while training MASHER as discussed in Section 5.2. The inputs to $CS(.,.)$ during its offline training are textual event pairs from ConceptNet. However, while using it as black box feature extractor during MASHER training, one of the input is visual while the other is textual. We argue that we can change one of the modality from textual to visual in the latter phase because we use CLIP embeddings in both phases, and CLIP’s textual and visual embeddings lie close together in the same latent space.

Specifically, the inputs to $CS(.,.)$, while using it as a black box feature extractor during MASHER training, are: 1) CLIP encoding of text event, and 2) CLIP encoding of paired visual event after it has been contextualized by the Contextual Transformer (CT). We visualize in Figure 11 that CLIP’s encoding of a text event lies close to its encoding of corresponding video event which has passed through CT. It could be argued that passing CLIP encoding of visual event through CT changes the space of output embeddings. Hence, the resulting embeddings from CT can’t be assumed to lie in the same embedding space as CLIP’s textual event embedding, making it unsuitable as input to $CS(.,.)$. We consider this argument further by running an ablation in Table 7 by changing the input of $CS(.,.)$ from the output of CT to directly the output of CLIP visual encoding. As can

	Hierarchical			Identical			Avg F_1
	P	R	F_1	P	R	F_1	
$n = 1$	21.9	22.1	22.0	8.2	44.5	13.9	18.0
$n = 2$	16.5	24.3	19.6	8.0	46.4	13.6	16.6
$n = 4$	20.0	19.4	19.7	7.9	49.3	13.6	16.7
$n = 6$	15.5	31.2	20.7	7.9	47.8	13.6	17.2

Table 8: Ablation studies on the number of layer n in the contextual Transformer.

	Hierarchical			Identical			Avg F_1
	P	R	F_1	P	R	F_1	
MASHER	21.9	22.1	22.0	8.2	44.5	13.9	18.0
- w/MIL	7.4	47.7	12.8	7.3	47.5	12.7	12.8

Table 9: Effect of multiple instance learning (MIL) strategy

be seen from the table, the Avg F_1 score drops from 18.0 to 17.1. This empirical result further encourages us to utilize the output of CT as input to $CS(\cdot, \cdot)$ in MASHER. One possible explanation of this result could be that contextualization helps improve the representation of the visual events while keeping the embedding space nearly the same.

C.4 Implementation Details

We provide additional implementation details in this section.

- To extract video event features, we sample frames uniformly from the video event clip at a rate of f_s . f_s in this work was fixed at 3 frames per second.
- The video event embeddings extracted using CLIP forms the token embedding to be fed to the Contextual Transformer (CT). These embeddings are concatenated by positional embeddings, as is common with transformer architectures ((Vaswani et al. 2017)). Further, we cap the maximum number of video events that CT can process at 77 to limit the computational cost.
- As CLIP has demonstrated strong performance in correlating multimodal data, we use CLIP to remove false positive ‘Identical’ relations from model prediction. To implement it, we use Eq. (1) with a threshold of 28.0. Event pairs scoring below this threshold are pruned. This threshold was again arrived at using the validation set.

D Evaluation Metric and Baselines

D.1 Mathematical Formulation For Evaluation Metric

Given ground truth event-event relations $\{r_i\}_{i=1}^K$ and predicted relations $\{p_j\}_{j=1}^K$, where $r_i, p_j \in \{\text{‘Hierarchical’}, \text{‘Identical’}, \text{‘NoRel’}\}$, we define Precision (P_t), Recall (R_t) and F_1 (F_{1_t}) for a relation, $t \in \{\text{‘Hierarchical’}, \text{‘Identical’}\}$, as:

$$P_t = \frac{|\{p_i, \forall p_i = t\} \cap \{r_i, \forall r_i = t\}|}{|\{p_i, \forall p_i = t\}|}$$

	Hierarchical			Identical			Avg F_1
	P	R	F_1	P	R	F_1	
Prior Base.	4.7	4.7	4.7	2.0	2.0	2.0	3.4
Text Base.	5.9	0.1	0.1	2.5	7.1	3.6	1.9
MM Base.	35.7	5.0	8.8	8.8	33.1	13.9	11.4
Video-LLaMA	4.8	13.15	7.06	1.76	4.08	2.46	4.76
BLIP-2	0.0	0.0	0.0	27.08	5.68	9.39	4.7
MASHER	21.9	22.1	22.0	8.2	44.5	13.9	18.0

Table 10: Comparison with baseline models on the validation set.

	Hierarchical			Identical			Avg F_1
	P	R	F_1	P	R	F_1	
MASHER	21.9	22.1	22.0	8.2	44.5	13.9	18.0
- w/o pruning	21.9	22.1	22.0	7.7	45.8	13.2	17.6

Table 11: Ablation studies on inference time ensemble with CLIP.

$$R_t = \frac{|\{p_i, \forall p_i = t\} \cap \{r_i, \forall r_i = t\}|}{|\{r_i, \forall r_i = t\}|}$$

$$F_{1_t} = \frac{P_t R_t}{P_t + R_t}$$

$$\text{Then, Avg } F_1 = \frac{\sum_t F_{1_t}}{2}.$$

D.2 Text Only Baseline Details

We construct text only baseline by using video ASR as proxy for video itself – each video event is represented by the ASR content within the timestamps of the video event. Now, events and event-event relations with text article can be extracted from ASR using NLP models. However, we don’t use raw ASR directly. We found it difficult because they are unpunctuated and the NLP models to detect events and event-event relations have been trained on punctuated data. As such, we punctuate ASR using (ber 2021).

We observed the Text baseline to have a low recall in Table 4. On manual analysis, we found three reasons for it: 1) a number of video events do not associated ASR content; 2) some video events are very short in duration which limits the ASR content to a very few words; and 3) text events detected in ASR sometimes don’t provide useful information about the events in video (eg. an event such as ‘mentioned’ detected in ASR).

D.3 Image-based LLM Baseline: BLIP-2

We consider a large language image-based multimodal baseline: BLIP-2 (Li et al. 2023). This was done to study how image-based LLM can generalize to the proposed video task. As BLIP-2 is image based, not video based, we separately input 5 uniformly sampled frames from the video event and take the majority prediction as output. Along with the frame we input text event and prompt it with the definition of the task and the three types of relations. We report the results in

	Hierarchical			Identical			Avg F_1
	P	R	F_1	P	R	F_1	
Prior Base.	0.9/0.2	0.2/0.2	0.2/0.2	0.1/0.1	0.1/0.1	0.1/0.1	0.1/0.1
Text Base.	3.9/0.0	0.1/0.0	0.1/0.0	0.5/1.6	3.6/10.0	0.8/2.8	0.5/1.4
MM Base.	21.8/11.2	2.2/1.7	3.9/2.9	5.0/6.7	23.9/26.1	8.2/10.7	6.1/6.8
MASHER	5.5/5.6	6.4/7.6	5.9/6.5	4.2/5.3	30.1/30.0	7.3/9.0	6.6/7.8

Table 12: Comparison with baseline models on the validation/test set for the IETe2Ve setting.

Table 10. BLIP-2 fails to predict any relation as Hierarchical. This is not surprising as this is a completely new task. However, BLIP-2 does perform better than Text Base. for Identical relations, demonstrating the value of visual data to this task. Indeed, it’s telling that it performs worse than MM Base. Perhaps, it indicates the superiority of CLIP in multimodal matching tasks.

E Ablation and Hyperparameter Details

Network Architecture Ablation We have reported the ablation study on the components of our model, MASHER, in Table 4. We observe that the contribution of contextual transformer is most significant towards the full model performance. This makes sense because contextualizing a video event with respect to other video event can significantly change its interpretation. For example, a video event showing crowd of people on streets could be demonstrators agitating against the government or cheering on their newly elected leader depending on the context.

Effectiveness of CLIP ensemble during Inference We ablate the effect of inference time ensemble with CLIP in Table 11. As expected, it improves performance by eliminating identical false positives.

Influence of Number of Layers in Contextual Transformer. To further investigate the influence of different number of layer n in the contextual Transformer, we conducted a set of ablations by setting $n = \{1, 2, 4, 6\}$, and results are reported in Table 8. As can be observed, all different layer settings can achieve good Avg F_1 score, which demonstrates robustness of our model. Meanwhile, $n = 1$ achieves slightly better results. The reason could be that more layers cause some over-fitting. As such, we use $n = 1$ in setting in our best model.

Dealing with Noisy Labels As discussed in the main paper, our training labels are actually pseudo labels derived using other NLP and Vision models. As such, the labels are naturally noisy. To deal with this noise, we employed Multi Instance Learning (MIL) (Carbonneau et al. 2018) training objective (Table 9). However, we found that it didn’t improve performance. One possible reason could be the fact that our large scale training data compensates for the inherent noise in labels. Such outcome have also been observed previously by (Jia et al. 2021).

F Qualitative Analysis on predicted samples

We provide additional qualitative results and visualizations in Figure 12. As can be seen, our model is able to enrich text event graph with new visual events nodes and different multimodal relations from diverse topics (explosion and protest). This is especially emphatic because our model was trained in an open domain setting and was not specifically trained to detect events from these topics.

Further, we compute heatmap visualization for illustrating the attention of the model while making predictions. We use Grad-CAM for this purpose (Selvaraju et al. 2017; Gildenblat and contributors 2021). Through these visualizations, we provide evidence that the model is indeed learning meaningful co-relations between text and visual events instead of learning some statistical prior. For example, in top row we can see that the model is focussing on smoke while predicting it’s hierarchically related to explosion.

G End-to-End System Evaluation: Event Detection + Relationship Prediction

Multimodal Event graphs consists of text and video events as nodes and the event-event relations as edges. The proposed task in the paper, focuses on prediction and evaluation of multimodal event-event relations, given a text and video event. The assumption is that we are provided with ground truth text and video events. However, the assumption doesn’t hold for ‘in the wild’ text-video pair. To generate multimodal event graphs for such an input, we need to predict text and video events first and then predict the relations between them. As such, we evaluate our model against this combined task as well – event detection and event-event relation prediction.

In this setting, the model is first required to predict text event and then predict multimodal event-event relation between the predicted text event and given video event. We don’t task the model to predict video events because our video events are actually camera shots by definition and are not annotated by the annotators. The evaluation is then done between the predicted multimodal event-event relations and ground truth multimodal event-event relations. The evaluation metric remains the same – Precision, Recall and F_1 . We call this setting IETe2Ve (Information Extraction + Text event to Video event relation prediction) and the earlier setting of predicting only multimodal event-event relations Te2Ve(Text event to Video event relation prediction).

In our model, we use (Shen et al. 2021) to extract text events and then predict the multimodal relations the usual

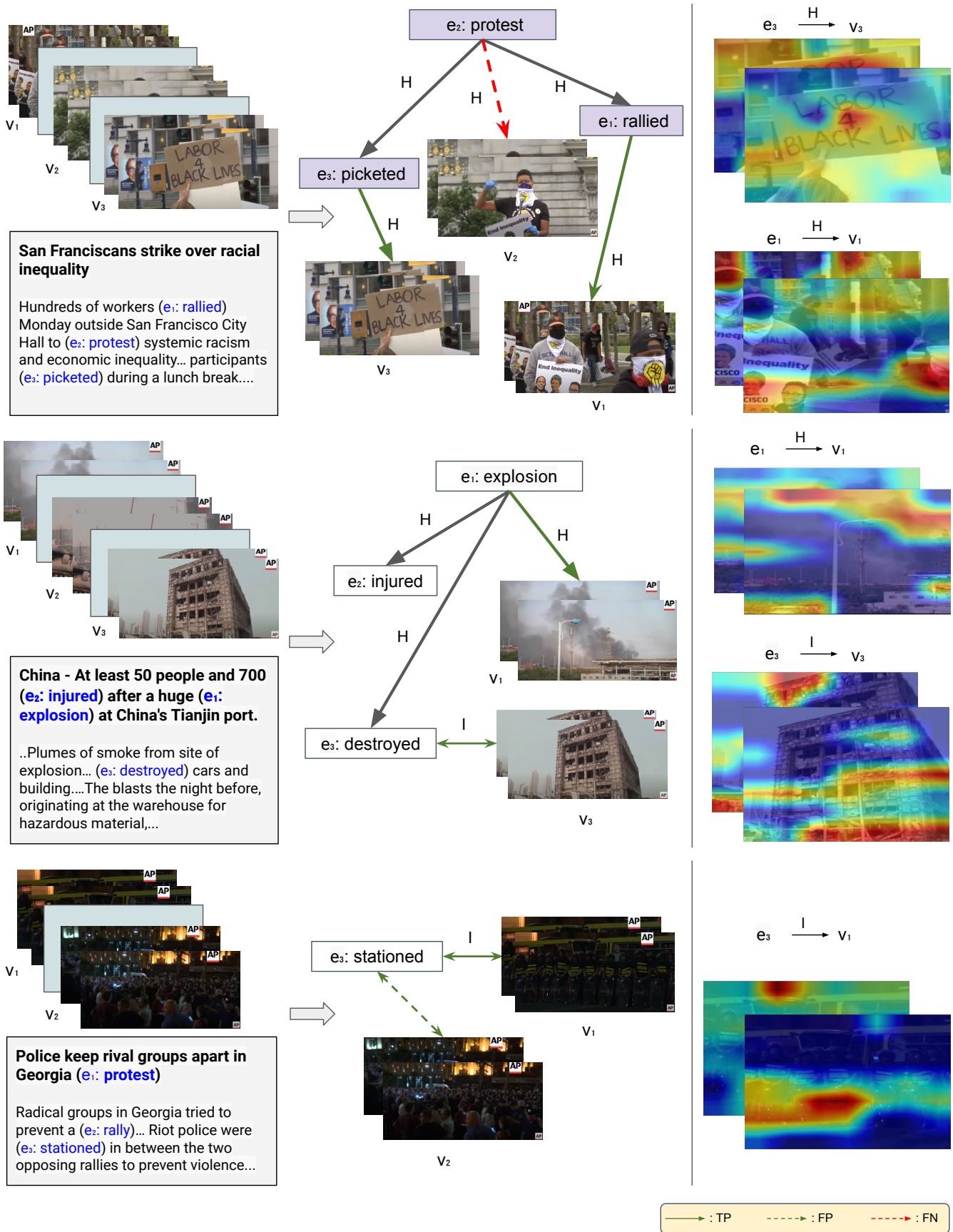


Figure 12: Model Prediction: The left column shows the input, middle column shows the model output and the right column shows heatmap visualizations of the input based on the prediction.

way. For Text Base. and MM Base. as well, we again use (Shen et al. 2021) as the first step to detect text events. The results are reported in Table 12. MASHER obviously performs worse now than in Te2Ve setting (7.8 vs 12.8 on test set). However, it still performs better than next best baseline by 1%.

We note the extreme challenge posed by this setting – predicting open domain events and then predicting relations between it and open domain video events. This is also evidenced by extremely low performance of Prior Base. – 0.1 Avg F_1 down from 1.62 in Te2Ve setting. This is so because in IETe2Ve, it must consider all words in text article as possible events. This makes the prior of ‘NoRel’ very high, significantly reducing number of relations predicted as ‘Hierarchical’ and ‘Identical’. We also note the low performance of Text Base. – this is due to the same reasons discussed in Appendix D.1.

H Limitations and Future Directions

There are several limitations of our work which can be studied in future work. First, we have explored two types of event relations, hierarchical and identical, but additional relation types like temporal and causal can be studied. Also, multimodal relations directed from video to text can also be discovered. Finally, utilizing a prior grounding technique in the pseudo label generation pipeline leads to noisy pseudo labeling of hierarchical relations as identical resulting in poor performance. Better pseudo label generation techniques, like graph alignment between text and video hierarchies, can be explored in future.

I Datasheet for MultiHiEve

In this section, we present a DataSheet (Gebru et al. 2018; Bender and Friedman 2019) for MultiHiEve, synthesizing many of the other analyses we performed in this paper.

1. Motivation For Datasheet Creation

- **Why was the dataset created?** In order to study cross-modal event event relations.
- **Has the dataset been used already?** No.
- **What (other) tasks could the dataset be used for?** Possibly visual grounding and multi-modal schema induction.

2. Data composition

- **What are the instances?** The instances that we consider in this work are pairs of news articles and associated videos .
- **How many instances are there?** We include 100.5K news articles and associated videos.
- **What data does each instance consist of?** The instances have ‘raw’ video frames and text.
- **Is there a label or target associated with each instance?** The train set doesn’t contain any label, while the test set is annotated with text events and their multimodal relations (‘Hierarchical’ or ‘Identical’) with video events.

- **Is any information missing from individual instances?** No.
- **Are relationships between individual instances made explicit?** Not applicable – we do not study relations between different videos and articles.
- **Does the dataset contain all possible instances or is it a sample?** Just a sample.
- **Are there recommended data splits (e.g., training, development/validation, testing)?** We divide our data into train/val/test splits.
- **Are there any errors, sources of noise, or redundancies in the dataset? If so, please provide a description.** Yes. The Inter Annotator Agreement scores for Hierarchical multimodal relations is 47.5 which denotes inconsistencies in the annotation of different annotators. However, we argue that this task is difficult and even in NLP, where this task is unimodal, the IAA scores of two established datasets (Glavaš et al. 2014; Hovy et al. 2013) are 69 and 62 respectively.
- **Is the dataset self-contained, or does it link to or otherwise rely on external resources (e.g., websites, tweets, other datasets)?** The dataset is self-contained. However, we only release video urls for the sake of minimizing privacy and consent issues.

3. Collection Process

- **What mechanisms or procedures were used to collect the data?** We used the pytube ⁵ and youtube-search-python ⁶ library.
- **How was the data associated with each instance acquired? Was the data directly observable (e.g., raw text, movie ratings), reported by subjects (e.g., survey responses), or indirectly inferred/derived from other data?** The data was directly observable from YouTube.
- **If the dataset is a sample from a larger set, what was the sampling strategy (e.g., deterministic, probabilistic with specific sampling probabilities)?** We collected random 100.5K youtube video and description pairs from 9 media sources rated Center.
- **Who was involved in the data collection process (e.g., students, crowdworkers, contractors) and how were they compensated (e.g., how much were crowdworkers paid)?** Data collection was primarily done by the first author of this paper.
- **Over what timeframe was the data collected? Does this timeframe match the creation timeframe of the data associated with the instances (e.g., recent crawl of old news articles)? If not, please describe the timeframe in which the data associated with the instances was created.** The data was collected from August 2021 to September 2021. Although, the data was created by the news media sources as early as 1963. They were uploaded on the YouTube platform since it was established.

⁵<https://pytube.io/en/latest/>

⁶<https://pypi.org/project/youtube-search-python/>

4. Data Preprocessing

- **Was any preprocessing/cleaning/labeling of the data done (e.g., discretization or bucketing, tokenization, part-of-speech tagging, SIFT feature extraction, removal of instances, processing of missing values)?** We do not preprocess or label the train set. However, we do label the test set for multimodal event-event relations.
- **Was the “raw” data saved in addition to the preprocessed/cleaned/labeled data (e.g., to support unanticipated future uses)? If so, please provide a link or other access point to the ‘raw’ data.** The raw data was saved, but at this time we do not plan to release it directly due to copyright and privacy concerns.
- **Is the software used to preprocess/clean/label the instances available? If so, please provide a link or other access point.** We will release our code upon the acceptance of publication.
- **Does this dataset collection/processing procedure achieve the motivation for creating the dataset stated in the first section of this datasheet? If not, what are the limitations?** The qualitative results (Figure 12) and data exploration (Ccreffig:data-wordle) illustrate rich diversity of events and their relations, implying our goal of creating a dataset for studying multimodal events relations was successful. However, there are limitations which we discuss in Appendix B.4.

5. Dataset Distribution

- **How will the dataset be distributed?** We plan to distribute all the videos and articles.
- **When will the dataset be released/first distributed? What license (if any) is it distributed under?** We will release the dataset upon acceptance of publication.
- **Are there any copyrights on the data?** It should be “fair use”.
- **Are there any fees or access restrictions?** No.

6. Dataset Maintenance

- **Will the dataset be updated? If so, how often and by whom?** No.
- **Is there a repository to link to any/all papers/systems that use this dataset?** No.
- **If others want to extend/augment/build on this dataset, is there a mechanism for them to do so?** Not at this time.

7. Legal and Ethical Considerations

- **Were any ethical review processes conducted (e.g., by an institutional review board)?** We haven’t done official processes.
- **Does the dataset contain data that might be considered confidential?** No, we only use public videos.
- **Does the dataset contain data that, if viewed directly, might be offensive, insulting, threatening, or might otherwise cause anxiety? If so, please describe why.** Yes, we discuss this in Appendix B.4.
- **Does the dataset relate to people?** Yes.

- **Does the dataset identify any subpopulations (e.g., by age, gender)?** Not explicitly.
- **Is it possible to identify individuals (i.e., one or more natural persons), either directly or indirectly (i.e., in combination with other data) from the dataset?** Yes. All the videos we use are publicly available,