

Bayesian inference of signatures of hyperons inside neutron stars

Tuhin Malik¹ and Constança Providência¹

¹CFisUC, Department of Physics, University of Coimbra, PT 3004-516 Coimbra, Portugal*

The possible signatures of the presence of hyperons inside neutron stars are discussed within a Bayesian inference framework applied to a set of models based on a density dependent relativistic mean field description of hadronic matter. Nuclear matter properties, hypernuclei properties and observational information are used to constraint the models. General properties of neutron stars such as the maximum mass, radius, tidal deformability, proton fraction, hyperon fraction and speed of sound are discussed. It is shown that the two solar mass constraint imposes that neutron stars described by equations of state that include hyperons have in average a larger radius, $\gtrsim 0.5\text{km}$, and a larger tidal deformability, $\gtrsim 150$, than the stars determined from a nucleonic equation of state, while the speed of sound at the center of the star is more than 25% smaller. If a $1.4 M_\odot$ star with a radius $\lesssim 12.5\text{ km}$ is measured it is quite improbable that a massive star described by the same model contains hyperons. A similar conclusion is drawn if a two solar mass star with a radius $\lesssim 11.5\text{ km}$ or a neutron star with a mass above $2.2 M_\odot$ is observed: the possible hyperon content of these stars is ruled out or very reduced. The hyperon presence inside neutron stars is compatible with the present NICER mass-radius observations of the pulsars PSR J0030+0451 and PSR J0740+6620 and the gravitational wave detection GW170817.

I. INTRODUCTION

Recent developments in multi-messenger astronomy bring important information on matter far beyond the one reachable in terrestrial laboratories, e.g., the very large neutron-proton asymmetry and baryonic density. The core of neutron stars (NS) may contain extreme phases of matter [1]. The NS observed as pulsars are one of the densest and most compact objects in the universe. In the year 2010, when the massive pulsar PSR J1614-2230, the first high mass neutron star (NS) with a mass close to two solar masses, was announced with a small uncertainty at 68% confidence interval (CI), the authors have questioned whether the presence of exotic degrees of freedom such as hyperons, pion or kaon condensates or a deconfined quark phase would be compatible with such a large mass [2]. This was due to the fact that the onset of new degrees of freedom inside NS would soften strongly the equation of state, not allowing that stellar matter would be able to support masses as large as two solar masses [3–5]. Later, the mass of the PSR J1614-2230 was reviewed [6, 7], being the present accepted value $M = 1.908 \pm 0.016 M_\odot$. Meanwhile, the mass of other two solar mass NS have been determined: PSR J0348 - 0432 with $M = 2.01 \pm 0.04 M_\odot$ [8], PSR J0740+6620 with $M = 2.08 \pm 0.07 M_\odot$ [9] and, very recently, J1810+1714 with a mass $M = 2.13 \pm 0.04 M_\odot$ [10]. Soon, after the announcement of PSR J1614-2230, several authors have shown that two solar masses are still compatible with exotic degrees of freedom taking into account the still reduced information on the strong force at high densities, see for instance [11–15], see also [16–19].

In [20], the authors have considered three nucleonic EOS and 14 hyperonic EOS proposed by different groups and analyzed the differences between the NS properties of these two sets of models. They concluded that the second set, which included hyperons, predicted larger radii, in particular a gap larger than 1 km for the radius of $1.4 M_\odot$ stars. However,

they also pointed out that the 14 hyperonic EOS were obtained from models that did not satisfy the constraints obtained for pure neutron matter (PNM) using *ab-initio* methods within a chiral effective field theory framework (χ EFT) [21]. This approach allows a controlled estimate of the uncertainties on the PNM EOS, see for a recent review [22]. Other works have studied the effect of hyperons in stellar matter. In [23] the authors have used a Bayesian inference approach to constrain a RMF model with non-linear meson terms and introduced the Λ -hyperon. They have tested different types of priors for the nuclear matter properties and have predicted that a $1.4 M_\odot$ star has a radius of $\approx 12\text{ km}$ if no hyperons are included in the EOS and $\approx 14\text{ km}$ if matter contains the Λ -hyperon. This result agrees with the conclusion of [20] but predicts larger radii for $1.4 M_\odot$ stars. In this study, the authors have imposed only observational data within a Bayesian inference framework to constrain their RMF model parameters and have not considered any type of low density constraint such as the PNM EOS from χ EFT. A different study, also within a Bayesian inference approach, has been performed in [24], where the hyperon-meson couplings were constrained by astrophysical observations. The possible correlations between nuclear and hypernuclear parameters and NS properties have been explored within a RMF description of hadronic matter including hyperons by imposing multi-physics constraints filters, including PNM EOS from χ EFT, to a randomly generated EOS set in [25].

In the following, we will investigate which signatures could indicate the presence of hyperons inside NS that satisfy not only the two solar mass NS constraints but also the PNM constraints from χ EFT [21] within a Bayesian inference framework. We will first reanalyze the conclusions drawn in [20] and study the acceptable domain of hyperonic EOSs in light of the present observations. Notice that we are assisting to a wider and wider interest on the problem of extracting the EOS of stellar matter from the knowledge of observational data, generally using statistical methods such as Bayesian inference [26–31] or non-parametric inference [32–34] or deep machine learning techniques [35–38]. Still another problem is the determination of the star composition once the EOS is

* tm@uc.pt

known. Some recent studies have shown that the extraction of the neutron star composition is not trivial even if the problem is restricted to the proton fraction [39–42]. The present study will add another contribution to this topic, but now considering also non-nucleonic degrees of freedom.

In the present work, a minimal number of nuclear matter properties will be imposed together with the observational two solar mass constraint. Starting from a relativistic mean field description of stellar matter, considering a field theoretical model with density dependent couplings to the meson fields (DDH) as introduced in [43], we will include hyperonic degrees of freedom and will determine the occurrence probability of different nuclear matter properties (NMPs) and stellar properties, within a Bayesian inference framework. For the hyperon couplings, we will restrict ourselves as much as possible to a reduced coupling domain. For the vector mesons we will take the predictions from the SU(6) quark model, and the coupling to the σ field will be chosen taking into account recent determinations of these parameters from the hyper-nucleus properties [19, 44, 45]. In particular, we will study and compare the properties of NS that only have nucleons, with the ones with Λ -hyperons, or with Λ and Ξ^- -hyperons, building sets of EOS with more than 15000 models which obey the two solar mass constraint. The recent NICER (Neutron star Interior Composition ExploreR) and LIGO/Virgo observations will be used to discuss the possible presence of hyperons. These include: the measurement of the radius $12.71^{+1.14}_{-1.19}$ km and mass $1.34^{+0.15}_{-0.16} M_\odot$ for the pulsar PSR J0030+0451 [46], and the independent analysis which obtained the radius $13.02^{+1.24}_{-1.06}$ km and the mass $1.44^{+0.15}_{-0.14} M_\odot$ [47]; the recent measurement of the equatorial circumferential radius of the pulsar PSR J0740+6620 with mass $M = 2.072^{+0.067}_{-0.066} M_\odot$ and $R = 12.39^{+1.30}_{-0.98}$ km (68 % CI) [48]; the radius estimation of 12.45 ± 0.65 km at 68% CI for a $1.4 M_\odot$ NS from the simultaneous analysis of NICER and XMM-Newton X-ray observations; the tidal deformability determined from the detection of the the gravitational waves GW170817 [49, 50].

We will first review the model used to perform the study, the choice of the parameters and the Bayesian inference approach. Results obtained in terms of corner plots for the model parameters, NMP, and stellar matter properties will be discussed. The 90% CI for properties such as maximum mass configurations and respective radius, the radius and tidal deformability of NS with different masses, the speed of sound or central baryonic densities will be calculated. Three scenarios will be compared: nuclear matter stellar matter, stellar matter with nucleons and Λ s and stellar matter with nucleons and both Λ s and Ξ^- s. The two last scenarios are considered, only Λ s and Λ s and Ξ^- s, in order to quantify the effect of the onset hyperons, and, in particular, of a neutral hyperon and a second negatively charged hyperon. The onset of all the other possible hyperons gives rise to small amounts of new species and it is not expected that for densities as the ones occurring inside NS they will have a large impact. An EOS adequate to describe core collapse supernova matter or binary neutron star mergers which includes Λ s has been proposed in [51] and frequently used in simulations [52–54]. However, it has also

been shown that the inclusion of the other hyperonic species has non-negligible effects [44, 55], and, therefore, we introduce both scenarios to discuss the possible differences. It will be shown that present observational constraints are compatible with the three scenarios. The presence of hyperons implies larger radii and smaller speeds of sound than expected for nucleonic matter. The measurement of a $1.4 M_\odot$ NS with a radius $\lesssim 12.5$ km or a $2 M_\odot$ NS with a radius $\lesssim 11.5$ km would be incompatible with the presence of hyperons inside massive NS.

The paper is organized as follows, In Section II A, the field theoretical DDH model for the EOS at zero and finite temperatures is briefly reviewed, followed by a brief description of nuclear matter parameters (NMPs) in Section II B and Bayesian estimation of model parameters in Section II C. The results of our calculation are discussed in Section III. Finally, the summary and conclusions are drawn in Section IV.

II. FORMALISM

In this section, we briefly review the relativistic mean-field description that will be used to generate EOSs with different particle compositions: the nucleonic and the hyperonic sets. We will also refer to the statistical approach that will be used to estimate the model parameters.

A. Model

The nuclear interaction will be described within a relativistic mean field (RMF) framework through the exchange of mesons, the isoscalar scalar σ -meson with mass m_σ , the isoscalar-vector ω -meson with mass m_ω and the isovector-vector ρ -meson with mass m_ρ . We will also include the vector ϕ -meson with hidden strangeness and mass m_ϕ which will be responsible for the description of the hyperon-hyperon interaction. Besides the nucleons, we will include the Λ -hyperon, the lightest neutral hyperon, and the Ξ^- , an hyperon with two strange quarks, which, therefore, sets in after the Λ -hyperon: it couples attractively to nuclear matter and has a negative charge and, therefore, replaces favorably the electrons reducing the stellar matter pressure. In order to simplify the treatment only these two hyperons are included: the Σ -meson seems to have a repulsive interaction in nuclear matter [56], and the other isospin component of the Ξ^- hyperon has a larger mass than the Λ . The model Lagrangian density has

the form

$$\begin{aligned} \mathcal{L} = & \sum_{B=n,p,\Lambda,\Xi^-} \bar{\Psi}_B \left[\gamma^\mu \left(i\partial_\mu - \Gamma_{B\omega} A_\mu^{(\omega)} - \Gamma_{B\rho} \mathbf{t}_B \cdot \mathbf{A}_\mu^{(\rho)} \right. \right. \\ & \left. \left. - \Gamma_{B\phi} A_\mu^{(\phi)} \right) - (m_B - \Gamma_{B\sigma} \phi) \right] \Psi_B + \frac{1}{2} \left\{ \partial_\mu \phi \partial^\mu \phi \right. \\ & \left. - m_\sigma^2 \phi^2 \right\} - \frac{1}{4} F_{\mu\nu}^{(\omega)} F^{(\omega)\mu\nu} + \frac{1}{2} m_\omega^2 A_\mu^{(\omega)} A^{(\omega)\mu} \\ & - \frac{1}{4} F_{\mu\nu}^{(\phi)} F^{(\phi)\mu\nu} + \frac{1}{2} m_\phi^2 A_\mu^{(\phi)} A^{(\phi)\mu} \\ & - \frac{1}{4} \mathbf{F}_{\mu\nu}^{(\rho)} \cdot \mathbf{F}^{(\rho)\mu\nu} + \frac{1}{2} m_\rho^2 \mathbf{A}_\mu^{(\rho)} \cdot \mathbf{A}^{(\rho)\mu}, \end{aligned} \quad (1)$$

where the baryons with bare mass m_B are described by Dirac spinors Ψ_B , γ^μ are the Dirac matrices and \mathbf{t}_B is the isospin operator for baryon B . $F^{(\omega,\phi)\mu\nu} = \partial^\mu A^{(\omega,\phi)\nu} - \partial^\nu A^{(\omega,\phi)\mu}$ and $\mathbf{F}^{(\rho)\mu\nu} = \partial^\mu \mathbf{A}^{(\rho)\nu} - \partial^\nu \mathbf{A}^{(\rho)\mu} - \Gamma_{N\rho} (\mathbf{A}^{(\rho)\mu} \times \mathbf{A}^{(\rho)\nu})$ are the vector meson field strength tensors, $\Gamma_{B\sigma}$, $\Gamma_{B\omega}$, $\Gamma_{B\phi}$ and $\Gamma_{B\rho}$ are the coupling constants of the baryons to the meson fields σ , ω , ϕ and ρ , respectively. For the density dependence of the couplings, we consider the functions introduced in [43]

$$\Gamma_{B,M}(\rho) = \Gamma_{B,M,0} h_M(x), \quad x = \rho/\rho_0. \quad (2)$$

In this equation ρ is the baryonic density, $\Gamma_{B,M,0} = x_{BM}\Gamma_{M,0}$ is the coupling at saturation density ρ_0 of the meson M , $M \in \{\sigma, \omega, \rho, \phi\}$, with the baryon $B \in \{n, p, \Lambda, \Xi^-\}$. For the nucleons, i.e. $B = p, n$, the ratio $x_{BM} = 1$ if $M \neq \phi$, and $x_{B\phi} = 0$. The other couplings will be discussed in Sec. III. In Eq. (2) the function h_M is given by

$$h_M(x) = \exp[-(x^{a_M} - 1)], \quad (3)$$

for the isoscalar mesons and

$$h_\rho(x) = \exp[-a_\rho(x - 1)], \quad (4)$$

for the ρ coupling, see [57]. We will describe static uniform matter in its ground state within the mean field approximation. The mesonic fields are replaced by their expectation values and only the time-like components of the vector fields, ω_0 , ϕ_0 and the third isospin component of the ρ field ρ_3^0 , survive. In the mean field approximation, the Euler-Lagrange equations of all the fields are given by

$$m_\sigma^2 \sigma = \sum_{B=n,p,\Lambda,\Xi^-} \Gamma_{B\sigma} \bar{\psi}_B \psi_B, \quad (5)$$

$$m_\omega^2 \omega_0 = \sum_{B=n,p,\Lambda,\Xi^-} \Gamma_{B\omega} \bar{\psi}_B \gamma_0 \psi_B, \quad (6)$$

$$m_\rho^2 \rho_3^0 = \frac{1}{2} \sum_{B=n,p,\Xi^-} \Gamma_{B\rho} \bar{\psi}_B \gamma_0 \tau_3 \psi_B \quad (7)$$

The nucleon number density $\rho = \langle \bar{\psi} \gamma_0 \psi \rangle$ and scalar density $\rho_s = \langle \bar{\psi} \psi \rangle$ at zero temperature are defined as,

$$\rho = \frac{\gamma}{2\pi^2} \sum_{B=p,n,\Lambda,\Xi^-} \int_0^{k_{FB}} k^2 dk, \quad (8)$$

$$\rho_s = \frac{\gamma}{2\pi^2} \sum_{B=p,n,\Lambda,\Xi^-} \int_0^{k_{FB}} \frac{m_B^* k^2}{\sqrt{m_B^{*2} + k^2}} dk, \quad (9)$$

where γ is the spin degeneracy factor, k_{FB} is the Fermi momentum of baryon B with effective nucleon mass is $m_B^* = m_B - \Gamma_{B\sigma} \sigma$ and chemical potential $\mu_B = \nu_B + \Gamma_{B\omega} \omega_0 + \Gamma_{B\rho} \tau_{3B} \rho_3^0 + \Sigma^r$, with τ_{3B} the isospin projection. The rearrangement term Σ^r assures thermodynamic consistency. It arises due to the density-dependence of the couplings and is expressed as

$$\begin{aligned} \Sigma^r = & \sum_{B=n,p,\Lambda,\Xi^-} \left[-\frac{\partial \Gamma_{B\sigma}}{\partial \rho_B} \sigma \rho_s B + \frac{\partial \Gamma_{B\omega}}{\partial \rho_B} \omega_0 \rho_B \right. \\ & \left. + \frac{\partial \Gamma_{B\phi}}{\partial \rho_B} \phi_0 \rho_B + \frac{\partial \Gamma_{B\rho}}{\partial \rho_B} \tau_{3B} \rho_3^0 \rho_B \right]. \end{aligned} \quad (10)$$

The energy density is defined as,

$$\begin{aligned} \varepsilon = & \frac{1}{\pi^2} \sum_{B=n,p,\Lambda,\Xi^-} \int_0^{k_{FB}} k^2 \sqrt{k^2 + m_B^{*2}} dk + \frac{1}{2} m_\sigma^2 \sigma^2 \\ & + \frac{1}{2} m_\omega^2 \omega_0^2 + \frac{1}{2} m_\phi^2 \phi_0^2 + \frac{1}{2} m_\rho^2 (\rho_3^0)^2 + \varepsilon_{lep}. \end{aligned} \quad (11)$$

In this expression the last term takes into account the leptonic contribution of both electrons and muons. The pressure P is calculated from the Euler relation,

$$P = \sum_{i=n,p,\Lambda,\Xi^-,e,\mu} \mu_i \rho_i - \varepsilon, \quad (12)$$

where μ_i and ρ_i are, respectively, the chemical potential and the number density of particle i .

We consider that cold β -equilibrium matter is an electrically neutral matter. These two conditions impose some relation between the particle chemical potentials and densities, in particular

$$\mu_B = \mu_n - q_B \mu_e \quad \text{and} \quad \mu_e = \mu_\mu, \quad (13)$$

with q_B the electric charge of baryon B and μ_n , μ_e , μ_μ the neutron, electron and muon chemical potential, respectively; and

$$\rho_p = \rho_{\Xi^-} + \rho_e + \rho_\mu. \quad (14)$$

with ρ_p , ρ_{Ξ^-} , ρ_e and ρ_μ the number density of protons, cascades, electrons and muons, respectively.

For the crust EOS, the procedure described in [43] will be considered: the outer crust is described by the Bethe-Pethick-Sutherland (BPS) EOS; The outer crust and the core are joined using a polytropic function [58] $p(\varepsilon) = a_1 + a_2 \varepsilon^\gamma$, where the parameters a_1 and a_2 are determined in such a way that the EOS for the inner crust joins the upper layer of the outer

crust at ($\rho = 10^{-4} \text{ fm}^{-3}$) to the core EOS at ($\rho = 0.04 \text{ fm}^{-3}$). The polytropic index γ is taken to be equal to 4/3. It has been discussed in [17, 59] that this approximation introduces an uncertainty on the radius of the low mass NS. In order to decrease the uncertainty, the core EOS is used also to described the upper layers of the inner crust, since the inner crust EOS does not differ much from the homogeneous EOS for densities close to the transition to the core [60]. In [43] we have estimated that this procedure introduces for models with a symmetry energy compatible with the χ EFT PNM EOS an uncertainty not greater than 100 – 200m.

B. Nuclear matter parameters (NMPs)

The EOS of nuclear matter can be decomposed into two parts with a good approximation: (i) the EOS for symmetric nuclear matter $\epsilon(\rho, 0)$ (ii) a term involving the symmetry energy coefficient $S(\rho)$ and the asymmetry δ ,

$$\epsilon(\rho, \delta) \simeq \epsilon(\rho, 0) + S(\rho)\delta^2, \quad (15)$$

where ϵ is the energy per nucleon at a given density ρ and isospin asymmetry $\delta = (\rho_n - \rho_p)/\rho$. The EOS can be transformed in terms of various bulk nuclear matter properties of order n at saturation density: (i) for the symmetric nuclear matter, the energy per nucleon $\epsilon_0 = \epsilon(\rho_0, 0)$ ($n = 0$), the incompressibility coefficient K_0 ($n = 2$), the skewness Q_0 ($n = 3$), and the kurtosis Z_0 ($n = 4$), respectively, given by

$$X_0^{(n)} = 3^n \rho_0^n \left(\frac{\partial^n \epsilon(\rho, 0)}{\partial \rho^n} \right)_{\rho_0}, \quad n = 2, 3, 4; \quad (16)$$

(ii) for the symmetry energy, the symmetry energy at saturation $J_{\text{sym},0}$ ($n = 0$),

$$J_{\text{sym},0} = S(\rho_0); \quad S(\rho) = \frac{1}{2} \left(\frac{\partial^2 \epsilon(\rho, \delta)}{\partial \delta^2} \right)_{\delta=0}, \quad (17)$$

the slope $L_{\text{sym},0}$ ($n = 1$), the curvature $K_{\text{sym},0}$ ($n = 2$), the skewness $Q_{\text{sym},0}$ ($n = 3$), and the kurtosis $Z_{\text{sym},0}$ ($n = 4$), respectively, defined as

$$X_{\text{sym},0}^{(n)} = 3^n \rho_0^n \left(\frac{\partial^n S(\rho)}{\partial \rho^n} \right)_{\rho_0}, \quad n = 1, 2, 3, 4. \quad (18)$$

C. Bayesian estimation of Model Parameters

A Bayesian inference approach estimates the parameter values by updating a prior belief of the model parameters (i.e., prior distribution) with new evidence (i.e., observed/fit data) via optimizing a likelihood function, resulting in a posterior distribution. The marginalized posterior distributions of model parameters enables one to carry out a detailed statistical analysis of all the predicted quantities by the models. The

posterior distributions of the model parameters θ in Bayes' theorem can be written as,

$$P(\theta|D) = \frac{\mathcal{L}(D|\theta)P(\theta)}{\mathcal{Z}}, \quad (19)$$

where θ and D denote the set of model parameters and the fit data. $P(\theta)$ in Eq. (19) is the prior for the model parameters and \mathcal{Z} is the evidence. The type of prior can be chosen with the preliminary knowledge of the model parameters. One can choose it to be a uniform prior, which has been used as a baseline for many analyses. The $P(\theta|D)$ is the joint posterior distribution of the parameters, $\mathcal{L}(D|\theta)$ is the likelihood function. The posterior distribution of a given parameter can be obtained by marginalizing $P(\theta|D)$ over the remaining parameters. The marginalized posterior distribution for a parameter θ_i is obtained as,

$$P(\theta_i|D) = \int P(\theta|D) \prod_{k \neq i} d\theta_k. \quad (20)$$

We use a Gaussian likelihood function defined as,

$$\mathcal{L}(D|\theta) = \prod_j \frac{1}{\sqrt{2\pi\sigma_j^2}} e^{-\frac{1}{2} \left(\frac{d_j - m_j(\theta)}{\sigma_j} \right)^2}. \quad (21)$$

Here the index j runs over all the data, d_j and m_j are the data and corresponding model values, respectively. The σ_j are the adopted uncertainties.

Sampling- We employ the Nested Sampling technique to sample the prior distribution for this work. It was first proposed in Ref. [61] and suitable for low dimensional problem. In Nested Sampling, the posterior is broken into many nested “slices” with starting “ n -live” points, samples are generated from each of them and then recombined to reconstruct the original distribution. We invoke the *Pymultinest* sampler [62, 63] in the python library and generate samples for starting 4000 “ n -live” points.

III. RESULTS

We consider that it is important to introduce two hyperons, a neutral one and a negatively charged one: the neutral one will mitigate the neutron pressure as soon as its chemical potential is equal to the neutron chemical potential; the negatively charged one is important because its onset is favored to relieve the electron pressure. Other hyperon species could set in, but it is expected that their overall influence in the NS properties would be small and, in order to keep the picture the simplest possible, we restrict the present study to the inclusion of the Λ and Ξ^- hyperons as exotic degrees of freedom in NS matter. The reason to choose these two hyperons are: Λ is the first hyperon to set in, if we consider that the Σ -hyperon couples repulsively to nuclear matter, as the non-existence of Σ -hypernuclei seems to indicate [56]; the second hyperon is not so clear, but considering for the Σ -hyperon a repulsive optical potential, its onset is frequently shifted to densities above the onset of the Ξ^- [12, 17, 45, 64].

In our study, we adopt the SU(6) values for the couplings to vector-isoscalar mesons:

$$g_{\omega\Xi^-} = \frac{1}{3}g_{\omega N} = \frac{1}{2}g_{\omega\Sigma}, \quad (22)$$

$$g_{\phi\Xi^-} = 2g_{\phi\Sigma} = -\frac{2\sqrt{2}}{3}g_{\omega N} \quad (23)$$

and assume

$$g_{\rho B} = g_{\rho N} \quad (24)$$

for the ρ -meson, the isospin properties of the different baryons being taken into account in the Lagrangian density (1). With this choice of couplings to the vector mesons, the σ -meson coupling to the Λ -hyperon was fitted to hypernuclei properties for several RMF models in [19, 44, 65]. Expressing this coupling parameter in terms of the coupling to the nucleon, $g_{\sigma\Lambda} = x_{\sigma\Lambda} g_{\sigma N}$, the fraction $x_{\sigma\Lambda}$ was determined for each model and values between 0.609 and 0.622 have been obtained. The calibration of the $g_{\sigma\Xi^-}$ coupling was performed in [45] with the same assumption for the vector mesons. The coupling of the σ -meson to the Ξ^- was fitted to the experimental binding energy of two single- Ξ hypernuclei, $^{15}_{\Xi}\text{C}$ and $^{12}_{\Xi}\text{Be}$, and values between 0.309 and 0.321 have been obtained for $x_{\sigma\Xi^-}$. In our study, we allow the fractions $x_{\sigma\Lambda}$ and $x_{\sigma\Xi^-}$ to vary in the intervals [0.609,0.622] and [0.309,0.322], respectively.

We generate the distribution of DDH model parameters for each set within a Bayesian parameter estimation approach considering a given set of fit data related with the nuclear saturation properties, the pure neutron matter EOS calculated from a precise N^3LO calculation in χEFT and the lowest bound of NS observational maximum mass. The three different sets of EOSs considered for the present study are: (i) a set of only nucleonic EOS (DDB) [43], (ii) a set of EOS that includes nucleons and the Λ hyperon (DDB Λ) and (iii) a set of EOS with nucleons and the Λ and Ξ^- hyperons (DDB $\Lambda\Xi^-$). In particular, the last two sets are generated in this work and the number of EOS in each set is $\sim 15,000$. The marginalized posterior distributions of model parameters in each EOS set enable us to perform a detailed statistical analysis of the nuclear matter parameters and the NS properties. The marginalized posterior distributions of the model parameters, applying a Bayesian estimation, requires the definition of the likelihood, of the fit data and of the priors for the model parameters. The likelihood has been defined in Sec. II C, see Eq. (21). The list of fit data considered for the present study is presented in Table I.

In Fig. 1 we plot the distribution of model parameters for all the three different cases: (i) DDB, (ii) DDB Λ and, (iii) DDB $\Lambda\Xi^-$. The confidence ellipses for two dimensional posterior distributions are plotted with 1 σ , 2 σ and 3 σ confidence intervals (CI). The marginalized 1D distribution of each and every individual parameter is shown in the diagonal blocks of the corner plot. The vertical lines shown in the 1D distributions indicate the 68% min, median and 68% max CI of the model parameters, respectively. The inclusion of hyperons tends to make the EOS softer. Imposing simultaneously the

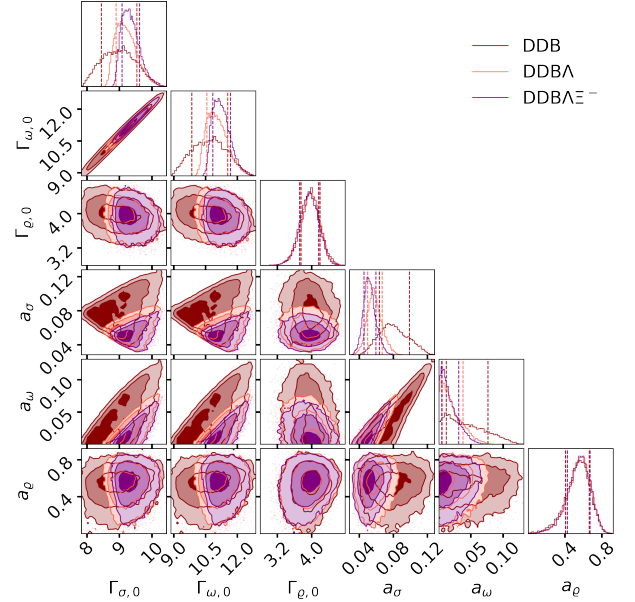


FIG. 1. Corner plot for the marginalized posterior distributions of the model parameters. The 68% CI are indicated with vertical lines for the DDB (dark red), DDB with Λ hyperon (salmon) and DDB with Λ and Ξ^- hyperon (violet) sets. Also shown are the 1 σ , 2 σ and 3 σ CI (tonalities from dark to light) of the two dimensional posterior distributions ellipses.

2 M_\odot NS maximum mass constraint, which is considered in every case, pushes the EOS to a stiffer regime. It can be noted from the figure that only the highest values for the couplings involving the σ and ω fields can sustain the 2 M_\odot constraint, when hyperons are included. As a consequence, the different CI for the parameters $\Gamma_{\sigma,0}$, $\Gamma_{\omega,0}$, a_σ and a_ω get shrunk with respect to DDB in the case of DDB Λ and further shrunk in the case of DDB $\Lambda\Xi^-$. The Ξ^- makes the EOS in DDB $\Lambda\Xi^-$ set even softer than EOS belonging to the DDB Λ set. However, it should be referred that the parameters defining the ρ meson couplings are not effected by the presence of hyperons. As mentioned earlier, the priors of the parameters $x_{\sigma\Lambda}$ and $x_{\sigma\Xi^-}$ are taken to be uniform distribution in the intervals [0.609,0.622] and [0.309,0.322], respectively. The posterior obtained for those two parameters are also uniform and are not shown in the figure.

We now proceed to analyze the ensemble of EOSs obtained for the three different sets DDB, DDB Λ and DDB $\Lambda\Xi^-$. In Fig. 2, (left) we plot the particle fraction along with associated 90% CI for proton, Λ and Ξ^- hyperon, (right) the pressure for the three different sets as a function of baryon density ρ . In the right panel, we also plot the constraints for NS matter EOS obtained from GW170817 analysis [50] for comparison. The onset of hyperons has a strong effect on the proton fraction: if only Λ -hyperons are considered the proton fraction decreases to fractions well below 10% while the Λ fraction can reach fractions as high as $\sim 50\%$; the inclusion of Ξ^- increases slightly the proton fraction and reduces the Λ fraction to values below 30%. A decrease of the proton fraction disfavors the nucleonic Urca process. However, the onset of

TABLE I. The constraints used in the Bayesian inference of the model parameters to generate the nucleonic set DDH and the two hyperonic EOS sets DDB Λ and DDB $\Lambda\Xi^-$: the binding energy per nucleon ϵ_0 , the incompressibility K_0 and the symmetry energy $J_{\text{sym},0}$ calculated at the nuclear saturation density ρ_0 , including an 1σ uncertainty; the pressure of pure neutron matter PNM determined at the densities 0.08, 0.12 and 0.16 fm^{-3} from a N^3LO calculation in χEFT [21], with $2 \times \text{N}^3\text{LO}$ uncertainty in the likelihood.

Constraints			
Quantity		Value/Band	Ref
NMP [MeV]	ρ_0	0.153 ± 0.005	[57]
	ϵ_0	-16.1 ± 0.2	[66]
	K_0	230 ± 40	[67, 68]
	$J_{\text{sym},0}$	32.5 ± 1.8	[69]
PNM [MeV fm^{-3}]	$P(\rho)$	$2 \times \text{N}^3\text{LO}$	[21]
NS mass [M_\odot]	M_{max}	> 2.0	[9]

hyperons opens other Urca channels [17, 45]. The 90% CI of β -equilibrium pressure as a function of baryon density obtained for all the three, DDB, DDB Λ and DDB $\Lambda\Xi^-$ are fully compatible with the GW170817 constraints. It is to be noted that the analysis performed for GW170817 did not impose the $2M_\odot$ constraint.

We perform next a statistical analysis of the NMPs and neutron star properties, namely, mass, radius, central speed-of-sound square and energy density, and dimensionless tidal deformability using the calculated marginalized posterior distributions of the model parameters for three sets (DDB, DDB Λ and DDB $\Lambda\Xi^-$). The NS masses and radii were calculated from the TOV equations [70, 71] and the dimensionless tidal deformability ($\tilde{\Lambda} = \frac{2}{3} k_2 (M/R)^{-5}$, k_2 is the second Love number) from the equations obtained in [72]. In Table II, we present the median values and the associated 90% CI uncertainties of the NMPs and of some NS properties, namely, the gravitational mass M_{max} , the baryonic mass $M_{\text{B,max}}$, the central speed-of-sound square c_s^2 , the central energy density ϵ_c , fraction of Λ (X_Λ^c) and Ξ^- ($X_{\Xi^-}^c$) hyperon at the center of the NS, and the radius R_{max} of maximum mass NS, as well as the radius and the dimensionless tidal deformability for 1.4, 1.6, 1.8 and $2.075 M_\odot$ NS (also the radius of $2.2 M_\odot$ NS and combined tidal deformability $\tilde{\Lambda}_{q=1}$ for mass fraction $q = 1$ in a binary NS merger) obtained for DDB, DDB Λ and DDB $\Lambda\Xi^-$. In Figs. 3 and 4 are given the corner plots for the same few quantities, respectively, NMPs and NS properties. Some conclusions can be drawn from the above PDs of NMPs and NS properties: the joint inclusion of hyperons and the two solar mass constraint has major effects on the iso-scalar channel. For example, the median values of nuclear incompressibility K_0 are 231 MeV, 260 MeV and 273 MeV respectively, for DDB, DDB Λ and DDB $\Lambda\Xi^-$. It is to be noted that $K_0 = 230 \pm 40$ MeV is in part of the fit data for all the three cases, however the lower values of K_0 are not able to produce $2 M_\odot$ NS in the presence of Λ and $\Lambda - \Xi^-$ hyperons in the DDB Λ and DDB $\Lambda\Xi^-$ sets, respectively. A similar behavior can also be seen for the skewness coefficient Q_0 . On the other hand, the NMPs patterning to the density dependence of the symmetry energy remain similar in all the three cases. Only minor changes ($\sim 1 - 2\%$) are observed in the curvature parameter

of the symmetry energy $K_{\text{sym},0}$.

Next we analyze the NS properties of the three EOSs sets. The hyperons have a major impact on the star properties. The 90% CI maximum limits of NS maximum mass reduces by 8% and 9% in case of the DDB Λ and DDB $\Lambda\Xi^-$ sets compared to the DDB set, respectively. This arises because the presence of hyperons disfavors large maximum masses. As a consequence, the tail of the maximum mass distribution of the DDB set that extends beyond $2.4M_\odot$, stops at $\approx 2.25M_\odot$ for the other two sets. The well defined peaks of the DDB Λ and DDB $\Lambda\Xi^-$ distributions are due to the fact that the three sets have the same number of EOS, but the two sets that include hyperons have all the maximum mass stars in a smaller interval, $2 \lesssim M_{\text{max}} \lesssim 2.25M_\odot$.

The clear distinction between only nucleonic and nucleonic-hyperonic sets is also seen in Fig. 4 where the distribution of the square of the speed-of-sound at the NS centre, $c_s^2(\rho_c)$, is plotted. Hyperons give rise to a strong reduction of the speed of sound in the centre of the star, being larger if the two hyperons are included. This is a reflection of the softening of the EOS due to the onset of new degrees of freedom.

The NS radius and the tidal deformability for $1.4 M_\odot$ stars also show noticeable changes in the hyperonic sets compared with the nucleonic set. It was discussed above that the presence of hyperons together with the two solar mass constraint give rise to stiffer iso-scalar EOS. A direct consequence is seen in the larger radii and tidal deformabilities predicted by the sets DDB Λ and DDB $\Lambda\Xi^-$ for radius and tidal deformability of the $1.4M_\odot$ stars.

Some other NS properties are given in Table II, in particular, the median, maximum and minimum of the 90% CI of the radii and tidal deformabilities of stars with masses 1.6, 1.8, 2.075 and $2.2 M_\odot$ as well as the effective tidal deformability $\tilde{\Lambda}_{q=1}$ of a NS binary of two equal mass stars with a chirp mass $1.186M_\odot$, q is the mass ratio of NSs involved in binary merger. The trend on the radii is the same seen in the corner plot Fig. 3: the two solar mass constraint and the presence of hyperons results in larger 0.15 to 0.3 km maximum limits and 0.7 to 1 km minimum limits, and similar effects on the tidal deformabilities. The effective tidal deformability $\tilde{\Lambda}_{q=1}$

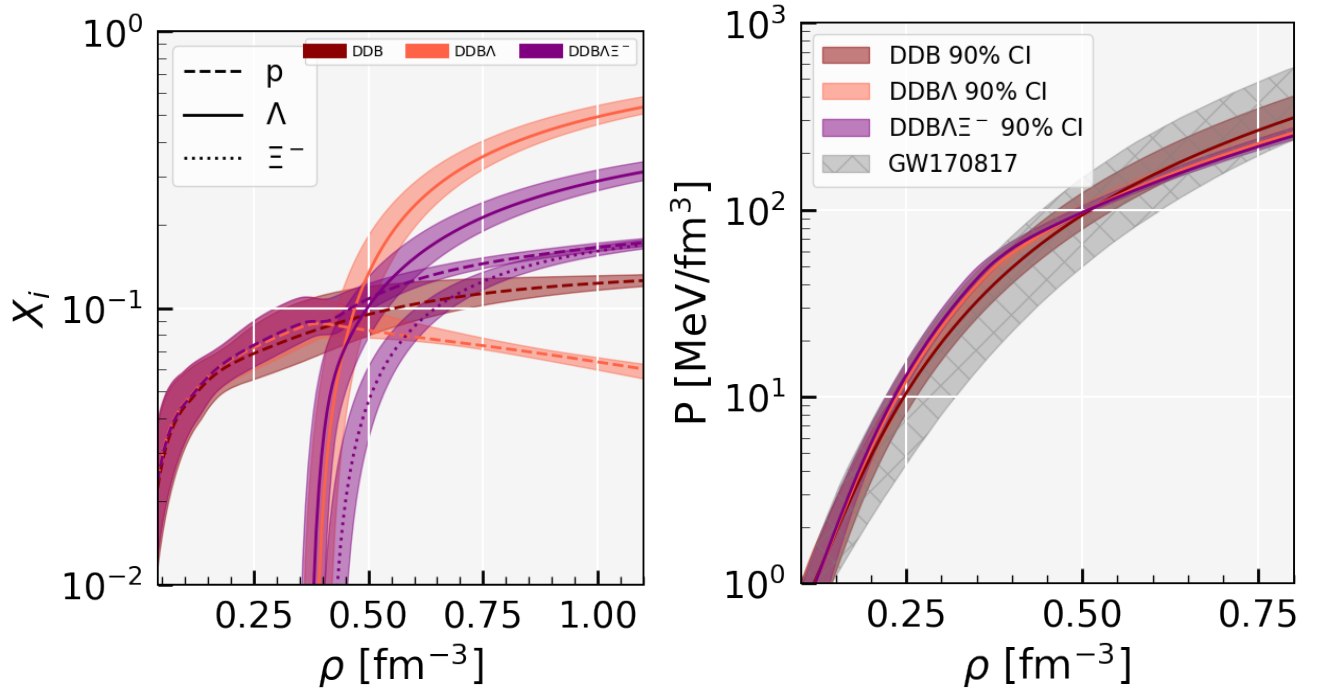


FIG. 2. The Median and 90% CI for the particle fractions X_i (protons (p), electrons (e), muons (μ), lambdas (Λ) and cascades (Ξ^-)) (left panel) and for the NS matter pressure (right panel) versus baryonic density ρ for the DDB (dark red), DDBA (salmon) and DDBA Ξ^- (violet) sets. The GW170817 constraints for the pressure [50] are also shown.

is compatible with results from the GW170817 detection [73]. We also include in the table information on the hyperon fraction in the center of maximum mass stars. If only Λ s are included the hyperon fraction take values above 45%. In a calculation with Λ s and Ξ^- s the hyperon is just slightly smaller, but above 40%.

In Fig. 5, we plot the 90% CI region obtained from the conditional probabilities $P(R|M)$ (left) and $P(\Lambda|M)$ (right) for the posterior distributions of the DDB, DDBA and DDBA Ξ^- , i.e. for a given mass M the 90% CI distribution of the radius R and the tidal deformability $\bar{\Lambda}$ is shown. We represent observational constraints with two blue bars: the 90% CI radius for a $2.08M_\odot$ star determined in [74] is included in the left panel and the 90% CI determined in [50] for the $1.36M_\odot$ tidal deformability in the right panel. The gray regions indicate the 90% (solid) and 50% (dashed) CI associated with the binary component of the GW170817 event [73]. We have also included the constraints set by the PSR J0030+0451 NICER x-ray data [46, 47], rectangular regions delimited by dotted lines. These figures confirm the trend already discussed: NS with a mass above $2M_\odot$ has larger radii and subsequently larger tidal deformations if hyperons are included. The present observational constraints either from LIGO-Virgo or from NICER can not rule out the presence of hyperons in the core of a NS. We conclude that future precise measurement of simultaneous mass and radius or tidal deformation of NS masses above $2M_\odot$ maximum mass will bring some information on the possible presence of hyperonic degrees of freedom inside NS core: the measurement of a two solar mass

star with $R < 11.5$ km would indicate that no hyperons are present in the NS core.

We have already referred to the effect of hyperons on the speed of sound at the centre of the NS. It is, however, interesting to discuss the behavior of the speed of sound with density within the three sets DDB, DDBA and DDBA Ξ^- , see Fig. 6. It was shown that $2M_\odot$ NSs requires a speed of sound well above the conformal limit $1/\sqrt{3}$ and which implies that neutron star matter is a strongly interacting system [75–79]. Compared with the DDB set, the appearance of Λ and $\Lambda - \Xi^-$ hyperons gives rise to: an increase of the speed of sound below $\sim 2\rho_0$, followed by a decrease of c_s^2 between 2 and $3\rho_0$ and finally a soft increase of c_s^2 until values below $0.5c^2$ at the center of the star, well below the $\sim 0.7c^2$ obtained with DDB.

IV. SUMMARY AND CONCLUSIONS

We have analyzed the possible signatures of the presence of hyperons inside NS. The study was undertaken within a relativistic mean field description of hadronic matter considering density dependent couplings [43, 57]. Three sets ($\sim 15,000$ EOSs in each set) were generated using a Bayesian inference approach and imposing a minimal set of nuclear matter constraints and a NS maximum mass above $2M_\odot$: DDB set including just nucleons, DDBA with nucleons and Λ s and DDBA Ξ^- with nucleons, Λ s and Ξ^- . The hyperon couplings were fixed taking into account the present information on hypernuclei [19, 44, 56, 65, 80], and considering the SU(6)

TABLE II. The median values and the associated 90% CI of the NMPs defined in Eq. (16) and (18), and NS properties, the gravitational mass M_{max} , baryonic mass $M_{\text{B,max}}$, radius R_{max} , central energy density ε_c , central number density for baryon ρ_c and square of central speed-of-sound c_s^2 of the maximum mass NS, the radius R_{M_i} and the dimensionless tidal deformability $\bar{\Lambda}_{M_i}$ for NS mass $M_i \in [1.4, 1.6, 1.8, 2.08] M_\odot$, and the effective tidal deformability $\bar{\Lambda}$ for the GW170817 merger with $q = 1$ (q is the mass ratio of NSs involved in binary merger) obtained for the DDB, DDBA and DDBA Ξ^- sets. The X_Λ^c and $X_{\Xi^-}^c$ are the fraction of Λ and Ξ^- at the core of the maximum mass NS, respectively.

Quantity	Units	DDB			DDBA			DDBA Ξ^-			
		median	90% CI		median	90% CI		median	90% CI		
			min	max		min	max		min	max	
NMP	ρ_0	fm^{-3}	0.153	0.147	0.158	0.152	0.147	0.157	0.152	0.147	0.157
	ε_0		-16.10	-16.41	-15.80	-16.09	-16.40	-15.79	-16.09	-16.39	-15.79
	K_0		231	201	276	260	235	300	273	249	309
	Q_0		-109	-256	130	58	-82	285	138	-4	352
	Z_0		1621	735	2020	1491	826	1755	1420	809	1668
	$J_{\text{sym},0}$	MeV	32.19	29.38	34.81	32.22	29.50	34.79	32.15	29.48	34.83
	$L_{\text{sym},0}$		41.26	22.79	65.16	42.37	24.84	65.18	43.52	25.92	65.27
	$K_{\text{sym},0}$		-116	-150	-73	-104	-134	-64	-97	-127	-59
	$Q_{\text{sym},0}$		966	317	1469	981	355	1461	966	356	1447
	$Z_{\text{sym},0}$		-6014	-11564	-1911	-6548	-11947	-2519	-6740	-12109	-2768
NS	M_{max}	M_{\odot}	2.144	2.021	2.355	2.061	2.012	2.167	2.049	2.010	2.137
	$M_{\text{B,max}}$	M_{\odot}	2.552	2.386	2.835	2.414	2.350	2.552	2.391	2.340	2.504
	c_s^2	c^2	0.65	0.53	0.72	0.49	0.45	0.52	0.48	0.44	0.50
	ρ_c	fm^{-3}	0.946	0.879	0.970	0.951	0.880	0.964	0.928	0.870	0.961
	ε_c	MeV fm^{-3}	1173	1130	1173	1173	1086	1173	1130	1065	1173
	X_{Λ}^c		—	—	—	0.466	0.442	0.487	0.269	0.251	0.287
	$X_{\Xi^-}^c$		—	—	—	—	—	—	0.153	0.146	0.159
	R_{max}		11.09	10.56	11.74	11.58	11.30	11.99	11.75	11.52	12.09
	$R_{1.4}$		12.62	12.07	13.21	12.98	12.62	13.43	13.12	12.79	13.52
	$R_{1.6}$	km	12.53	11.95	13.18	12.97	12.61	13.41	13.13	12.82	13.52
	$R_{1.8}$		12.36	11.72	13.11	12.83	12.46	13.32	13.02	12.71	13.45
	$R_{2.075}$		12.01	11.10	12.93	12.35	11.80	13.04	12.52	12.00	13.12
	$R_{2.2}$		12.15	11.43	12.86	12.60	12.18	13.09	12.66	12.45	12.95
	$\bar{\Lambda}_{1.4}$		454	339	625	568	480	708	615	534	744
	$\bar{\Lambda}_{1.6}$		185	132	269	243	202	308	268	231	328
$\bar{\Lambda}_{1.8}$	-	79	52	125	106	85	142	120	101	153	
$\bar{\Lambda}_{2.075}$		22	11	43	27	18	45	30	20	47	
$\bar{\Lambda}_{q=1.0}$		454	339	625	568	480	708	615	534	744	

quark model predictions for the isoscalar vector meson couplings. All the three sets were constrained to describe a two solar mass NS.

We could conclude that the $2M_\odot$ constraint has strong effects on the NS properties if hyperonic degrees of freedom are included. This is because the joint two solar mass constraint and the onset of new degrees of freedom imposes a harder isoscalar channel with larger isoscalar NMP as the K_0 , Q_0 and Z_0 . In particular, the incompressibility K_0 is in average

30 to 50 MeV larger than the one obtained for the DDH set, however, still taking values that are perfectly within the accepted ones. On the other hand, the isovector channel is not affected by the inclusion of hyperons. The harder EOS have noticeable effects on the star radius, giving rise to larger radii, both for stars with a mass close to the canonical one or with a mass around two solar masses.

Some observations that would exclude the presence of hyperons, or reduce it to a negligible fraction, would be: the

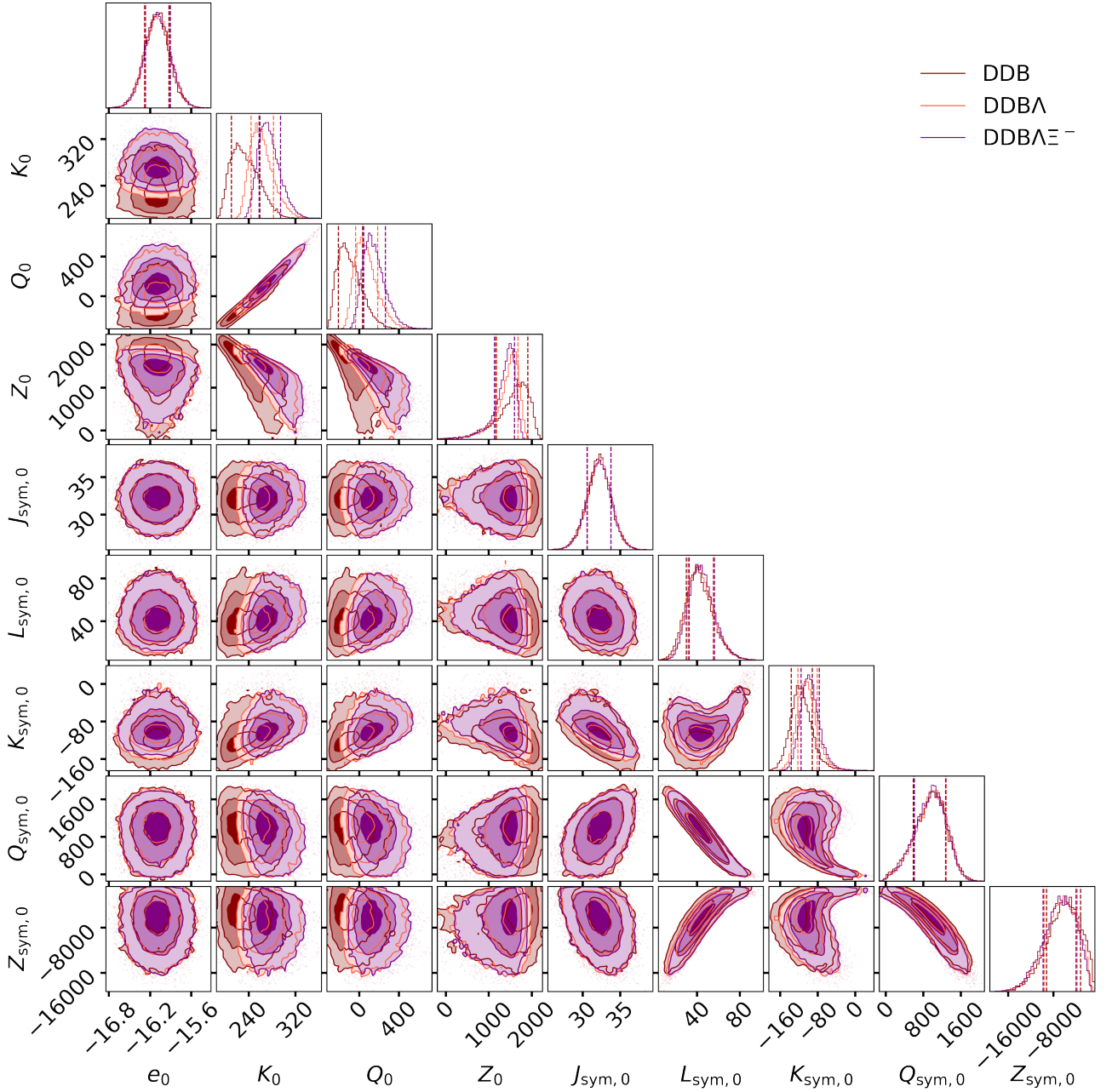


FIG. 3. Corner plot for the NMPs marginalized posterior distributions (MeV) calculated for the DDB (dark red), DDB with Λ hyperon (salmon) and DDB with Λ plus Ξ^- hyperon (violet) sets, see Eqs. (16) and (18). The vertical lines indicate the 68% CI and the different tonalities from dark to light indicate, respectively, the 1σ , 2σ , and 3σ CI.

detection of a $1.4M_\odot$ star with a radius below 12.5 km; a two solar mass star with a radius below 11.5 km; or a maximum mass above $\sim 2.2 M_\odot$.

The results of the present study corroborate and generalize the conclusions drawn in [20], where the properties of NS obtained with 14 EOS of dense matter with hyperons, which predict NS with at least two solar masses, were compared with the properties of three widely used nucleonic EOS. In this study, the authors refer that the 14 hyperonic EOS used in their analysis do not satisfy the PNM constraints on the pres-

sure obtained in the chiral EFT calculation of [21]. They conclude that models that predict a sizable amount of hyperons in massive NS also predict for $1.0 - 1.6 M_\odot$ NS radii above 13 km. On the other hand, if these stars have radii below 12 km, sizable hyperon cores are ruled out in massive stars. Notice, however, that in [17] it was shown that some of the hyperonic EOS studied were predicting radii below 13 km for $1.4M_\odot$ stars. These were the DD2 [81] and DDME2 [82] models. In the present study, the three sets of EOS used to draw our conclusions all satisfy the PNM constraints of [21] within 2σ , also

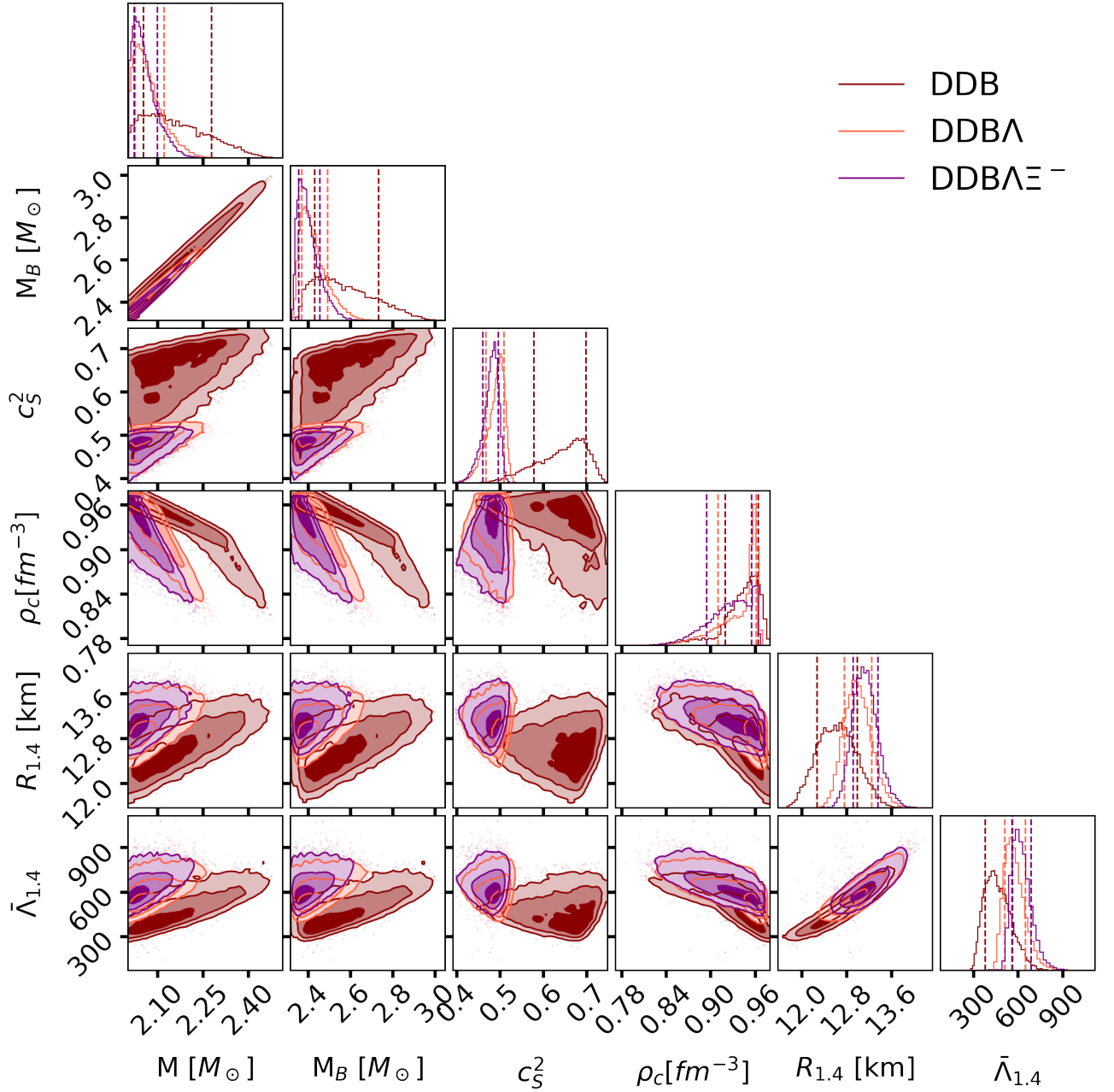


FIG. 4. Corner plot for the marginalized posterior distributions of some NS properties: gravitational mass M_{max} , baryonic mass $M_{\text{B,max}}$, the square of central speed-of-sound c_s^2 , the central baryonic density ρ_c , the radius $R_{1.4}$ and the dimensionless tidal deformability $\bar{\lambda}_{1.4}$ for $1.4 M_\odot$ NS for the DDB (dark red), DDB with Λ hyperon (salmon) and DDB with Λ and Ξ^- hyperon (violet) sets. The vertical lines indicate the 68% CI, and the dark to light intensities represent, respectively, the 1σ , 2σ , and 3σ CI.

the sets DDB Λ and DDB $\Lambda\Xi^-$. It is true, however, that the hyperonic sets show a stiffer behavior than the nucleonic set. We also conclude that if the two solar mass maximum mass constraint is imposed, NS from the DDB Λ and DDB $\Lambda\Xi^-$ have in average larger radii. In particular, $1.4 M_\odot$ NS with radii $\lesssim 12$ km were only obtained with the DDB set, although stars with $R_{1.4} \gtrsim 12.5$ km are present in the DDB Λ and DDB $\Lambda\Xi^-$ sets.

ACKNOWLEDGMENTS

This work was partially supported by national funds from FCT (Fundação para a Ciência e a Tecnologia, I.P, Portugal) under the Projects No. UID/FIS/04564/2019, No. UIDP/04564/2020, No. UIDB/04564/2020, and No. POCI-01-0145-FEDER-029912 with financial support from Science, Technology and Innovation, in its FEDER component, and by the FCT/MCTES budget through national funds (OE). The au-

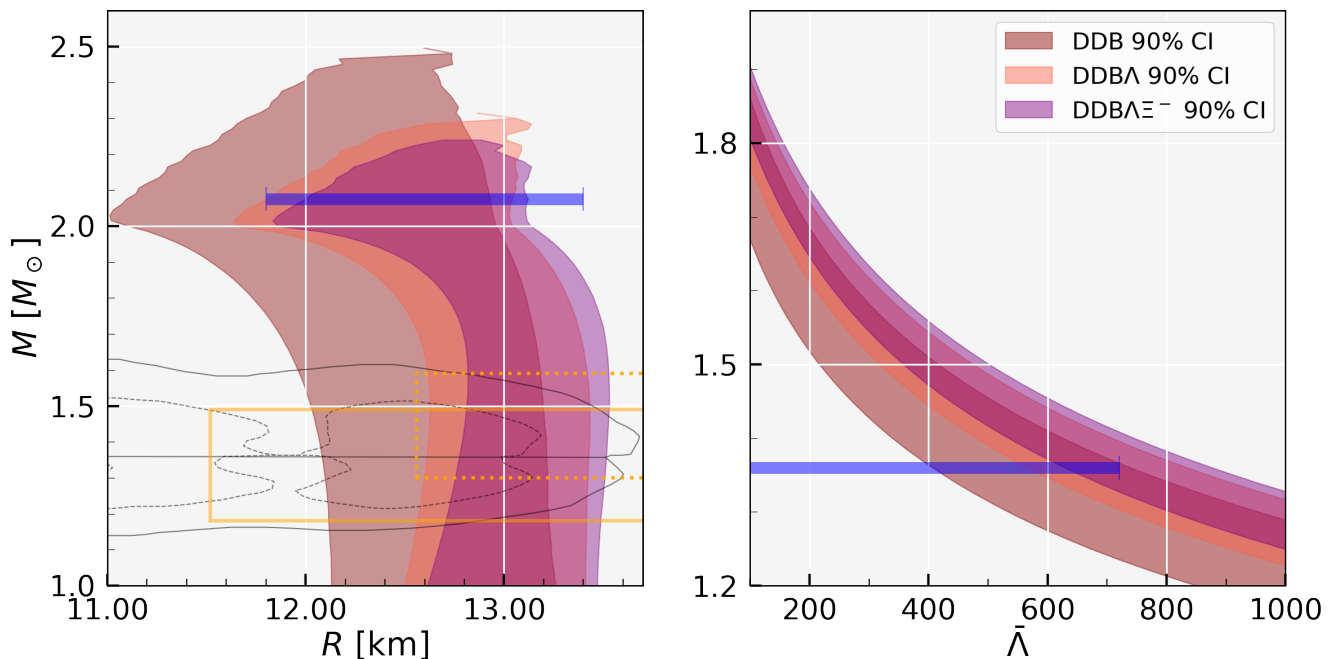


FIG. 5. The 90% CI region calculated from the conditional probabilities $P(R|M)$ (left) and $P(\tilde{\Lambda}|M)$ (right) for the sets DDB (dark red), DDBA (salmon) and DDBA Ξ^- (violet). The 90% (solid) and 50% (dashed) CI for the binary components of the GW170817 event [73] are represented by the gray regions in the left panel. The rectangular regions enclosed by dotted lines indicate the constraints from the millisecond pulsar PSR J0030+0451 NICER x-ray data [46, 47]. The blue bars represent: the 90% CI radius of the PSR J0740+6620 with $2.08M_\odot$ [74] (left panel) and the 90% CI tidal deformability of a $1.36M_\odot$ star [50] (right panel).

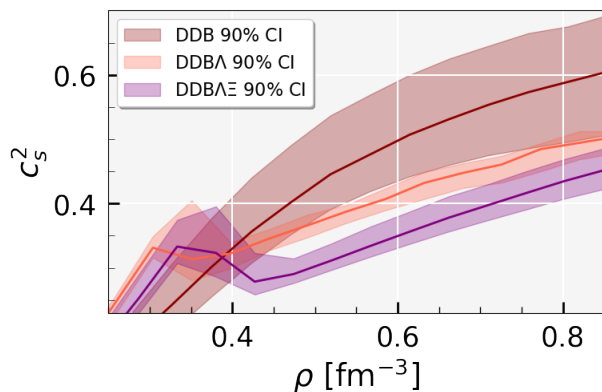


FIG. 6. The median and 90% CI of the square of sound velocity c_s^2 with as a function of baryon density for DDB, DDBA and DDBA Ξ^- sets.

thors acknowledge the Laboratory for Advanced Computing at University of Coimbra for providing HPC resources that have contributed to the research results reported within this paper, URL: <https://www.uc.pt/lca>.

-
- [1] N. K. Glendenning, *Compact Stars* (New York: Springer, 1996).
 - [2] P. Demorest, T. Pennucci, S. Ransom, M. Roberts, and J. Hessels, *Nature* **467**, 1081 (2010).
 - [3] M. Baldo, G. F. Burgio, and H. J. Schulze, *Phys. Rev. C* **61**, 055801 (2000), [arXiv:nuc1-th/9912066](https://arxiv.org/abs/nuc1-th/9912066).
 - [4] I. Vidana, A. Polls, A. Ramos, L. Engvik, and M. Hjorth-Jensen, *Phys. Rev. C* **62**, 035801 (2000), [arXiv:nuc1-th/0004031](https://arxiv.org/abs/nuc1-th/0004031).
 - [5] H. J. Schulze, A. Polls, A. Ramos, and I. Vidana, *Phys. Rev. C* **73**, 058801 (2006).
 - [6] E. Fonseca *et al.*, *Astrophys. J.* **832**, 167 (2016), [arXiv:1603.00545 \[astro-ph.HE\]](https://arxiv.org/abs/1603.00545).
 - [7] Z. Arzoumanian *et al.* (NANOGrav), *Astrophys. J. Suppl.* **235**, 37 (2018), [arXiv:1801.01837 \[astro-ph.HE\]](https://arxiv.org/abs/1801.01837).
 - [8] J. Antoniadis, P. C. C. Freire, N. Wex, T. M. Tauris, R. S. Lynch, M. H. van Kerkwijk, M. Kramer, C. Bassa, V. S. Dhillon, T. Driebe, J. W. T. Hessels, V. M. Kaspi, V. I. Kondratiev,

- N. Langer, T. R. Marsh, M. A. McLaughlin, T. T. Pennucci, S. M. Ransom, I. H. Stairs, J. van Leeuwen, J. P. W. Verbiest, and D. G. Whelan, *Science* **340**, 448 (2013).
- [9] E. Fonseca *et al.*, *Astrophys. J. Lett.* **915**, L12 (2021), [arXiv:2104.00880 \[astro-ph.HE\]](#).
- [10] R. W. Romani, D. Kandel, A. V. Filippenko, T. G. Brink, and W. Zheng, *Astrophys. J. Lett.* **908**, L46 (2021), [arXiv:2101.09822 \[astro-ph.HE\]](#).
- [11] I. Bednarek, P. Haensel, J. L. Zdunik, M. Bejger, and R. Manka, *Astron. Astrophys.* **543**, A157 (2012), [arXiv:1111.6942 \[astro-ph.SR\]](#).
- [12] S. Weissenborn, D. Chatterjee, and J. Schaffner-Bielich, *Nucl. Phys. A* **881**, 62 (2012), [arXiv:1111.6049 \[astro-ph.HE\]](#).
- [13] S. Weissenborn, D. Chatterjee, and J. Schaffner-Bielich, *Phys. Rev. C* **85**, 065802 (2012), [Erratum: *Phys. Rev. C* **90**, 019904 (2014)], [arXiv:1112.0234 \[astro-ph.HE\]](#).
- [14] L. Bonanno and A. Sedrakian, *Astron. Astrophys.* **539**, A16 (2012), [arXiv:1108.0559 \[astro-ph.SR\]](#).
- [15] C. Providencia and A. Rabhi, *Phys. Rev. C* **87**, 055801 (2013), [arXiv:1212.5911 \[nucl-th\]](#).
- [16] M. Oertel, C. Providencia, F. Gulminelli, and A. R. Raduta, *J. Phys. G* **42**, 075202 (2015), [arXiv:1412.4545 \[nucl-th\]](#).
- [17] M. Fortin, C. Providencia, A. R. Raduta, F. Gulminelli, J. L. Zdunik, P. Haensel, and M. Bejger, *Phys. Rev. C* **94**, 035804 (2016), [arXiv:1604.01944 \[astro-ph.SR\]](#).
- [18] M. Oertel, F. Gulminelli, C. Providencia, and A. R. Raduta, *Eur. Phys. J. A* **52**, 50 (2016), [arXiv:1601.00435 \[nucl-th\]](#).
- [19] M. Fortin, S. S. Avancini, C. Providencia, and I. Vidaña, *Phys. Rev. C* **95**, 065803 (2017), [arXiv:1701.06373 \[nucl-th\]](#).
- [20] M. Fortin, J. L. Zdunik, P. Haensel, and M. Bejger, *Astron. Astrophys.* **576**, A68 (2015), [arXiv:1408.3052 \[astro-ph.SR\]](#).
- [21] K. Hebeler, J. M. Lattimer, C. J. Pethick, and A. Schwenk, *Astrophys. J.* **773**, 11 (2013), [arXiv:1303.4662 \[astro-ph.SR\]](#).
- [22] C. Drischler, J. W. Holt, and C. Wellenhofer, *Ann. Rev. Nucl. Part. Sci.* **71**, 403 (2021), [arXiv:2101.01709 \[nucl-th\]](#).
- [23] S. Traversi, P. Char, and G. Pagliara, *Astrophys. J.* **897**, 165 (2020), [arXiv:2002.08951 \[astro-ph.HE\]](#).
- [24] X. Sun, Z. Miao, B. Sun, and A. Li, (2022), [arXiv:2205.10631 \[astro-ph.HE\]](#).
- [25] S. Ghosh, B. K. Pradhan, D. Chatterjee, and J. Schaffner-Bielich, *Front. Astron. Space Sci.* **9**, 864294 (2022), [arXiv:2203.03156 \[astro-ph.HE\]](#).
- [26] F. Özel, G. Baym, and T. Guver, *Phys. Rev. D* **82**, 101301 (2010), [arXiv:1002.3153 \[astro-ph.HE\]](#).
- [27] A. W. Steiner, J. M. Lattimer, and E. F. Brown, *Astrophys. J.* **722**, 33 (2010), [arXiv:1005.0811 \[astro-ph.HE\]](#).
- [28] A. W. Steiner, J. M. Lattimer, and E. F. Brown, *Astrophys. J. Lett.* **765**, L5 (2013), [arXiv:1205.6871 \[nucl-th\]](#).
- [29] F. Özel, D. Psaltis, T. Guver, G. Baym, C. Heinke, and S. Guillot, *Astrophys. J.* **820**, 28 (2016), [arXiv:1505.05155 \[astro-ph.HE\]](#).
- [30] C. A. Raithel, F. Özel, and D. Psaltis, *Astrophys. J.* **831**, 44 (2016), [arXiv:1605.03591 \[astro-ph.HE\]](#).
- [31] C. A. Raithel, F. Özel, and D. Psaltis, *Astrophys. J.* **844**, 156 (2017), [arXiv:1704.00737 \[astro-ph.HE\]](#).
- [32] P. Landry and R. Essick, *Phys. Rev. D* **99**, 084049 (2019), [arXiv:1811.12529 \[gr-qc\]](#).
- [33] R. Essick, P. Landry, and D. E. Holz, *Phys. Rev. D* **101**, 063007 (2020), [arXiv:1910.09740 \[astro-ph.HE\]](#).
- [34] P. Landry, R. Essick, and K. Chatziioannou, *Phys. Rev. D* **101**, 123007 (2020), [arXiv:2003.04880 \[astro-ph.HE\]](#).
- [35] Y. Fujimoto, K. Fukushima, and K. Murase, *Phys. Rev. D* **98**, 023019 (2018), [arXiv:1711.06748 \[nucl-th\]](#).
- [36] Y. Fujimoto, K. Fukushima, and K. Murase, *Phys. Rev. D* **101**, 054016 (2020), [arXiv:1903.03400 \[nucl-th\]](#).
- [37] M. a. Ferreira and C. Providencia, *JCAP* **07**, 011 (2021), [arXiv:1910.05554 \[nucl-th\]](#).
- [38] F. Morawski and M. Bejger, *Astron. Astrophys.* **642**, A78 (2020), [arXiv:2006.07194 \[astro-ph.HE\]](#).
- [39] P. B. de Tovar, M. Ferreira, and C. Providencia, *Phys. Rev. D* **104**, 123036 (2021), [arXiv:2112.05551 \[nucl-th\]](#).
- [40] S. M. A. Imam, N. K. Patra, C. Mondal, T. Malik, and B. K. Agrawal, *Phys. Rev. C* **105**, 015806 (2022), [arXiv:2110.15776 \[nucl-th\]](#).
- [41] C. Mondal and F. Gulminelli, *Phys. Rev. D* **105**, 083016 (2022), [arXiv:2111.04520 \[nucl-th\]](#).
- [42] R. Essick, I. Tews, P. Landry, and A. Schwenk, *Phys. Rev. Lett.* **127**, 192701 (2021).
- [43] T. Malik, M. Ferreira, B. K. Agrawal, and C. Providencia, *Astrophys. J.* **930**, 17 (2022), [arXiv:2201.12552 \[nucl-th\]](#).
- [44] M. Fortin, M. Oertel, and C. Providencia, *Publ. Astron. Soc. Austral.* **35**, 44 (2018), [arXiv:1711.09427 \[astro-ph.HE\]](#).
- [45] M. Fortin, A. R. Raduta, S. Avancini, and C. Providencia, *Phys. Rev. D* **101**, 034017 (2020), [arXiv:2001.08036 \[hep-ph\]](#).
- [46] T. E. Riley *et al.*, *Astrophys. J. Lett.* **887**, L21 (2019), [arXiv:1912.05702 \[astro-ph.HE\]](#).
- [47] M. C. Miller *et al.*, *Astrophys. J. Lett.* **887**, L24 (2019), [arXiv:1912.05705 \[astro-ph.HE\]](#).
- [48] T. E. Riley *et al.*, *Astrophys. J. Lett.* **918**, L27 (2021), [arXiv:2105.06980 \[astro-ph.HE\]](#).
- [49] B. P. Abbott *et al.* (LIGO Scientific, Virgo, Fermi GBM, INTEGRAL, IceCube, AstroSat Cadmium Zinc Telluride Imager Team, IPN, Insight-Hxmt, ANTARES, Swift, AGILE Team, 1M2H Team, Dark Energy Camera GW-EM, DES, DLT40, GRAWITA, Fermi-LAT, ATCA, ASKAP, Las Cumbres Observatory Group, OzGrav, DWF (Deeper Wider Faster Program), AST3, CAASTRO, VINROUGE, MASTER, J-GEM, GROWTH, JAGWAR, CaltechNRAO, TTU-NRAO, NuSTAR, Pan-STARRS, MAXI Team, TZAC Consortium, KU, Nordic Optical Telescope, ePESSTO, GROND, Texas Tech University, SALT Group, TOROS, BOOTES, MWA, CALET, IKI-GW Follow-up, H.E.S.S., LOFAR, LWA, HAWC, Pierre Auger, ALMA, Euro VLBI Team, Pi of Sky, Chandra Team at McGill University, DFN, ATLAS Telescopes, High Time Resolution Universe Survey, RIMAS, RATIR, SKA South Africa/MeerKAT), *Astrophys. J. Lett.* **848**, L12 (2017), [arXiv:1710.05833 \[astro-ph.HE\]](#).
- [50] B. P. Abbott *et al.* (LIGO Scientific, Virgo), *Phys. Rev. Lett.* **121**, 161101 (2018), [arXiv:1805.11581 \[gr-qc\]](#).
- [51] S. Banik, M. Hempel, and D. Bandyopadhyay, *Astrophys. J. Suppl.* **214**, 22 (2014), [arXiv:1404.6173 \[astro-ph.HE\]](#).
- [52] D. Radice, A. Perego, F. Zappa, and S. Bernuzzi, *Astrophys. J. Lett.* **852**, L29 (2018), [arXiv:1711.03647 \[astro-ph.HE\]](#).
- [53] D. Radice, A. Perego, K. Hotokezaka, S. A. Fromm, S. Bernuzzi, and L. F. Roberts, *Astrophys. J.* **869**, 130 (2018), [arXiv:1809.11161 \[astro-ph.HE\]](#).
- [54] S. Fujibayashi, K. Kiuchi, N. Nishimura, Y. Sekiguchi, and M. Shibata, *Astrophys. J.* **860**, 64 (2018), [arXiv:1711.02093 \[astro-ph.HE\]](#).
- [55] M. Marques, M. Oertel, M. Hempel, and J. Novak, *Phys. Rev. C* **96**, 045806 (2017), [arXiv:1706.02913 \[nucl-th\]](#).
- [56] A. Gal, E. V. Hungerford, and D. J. Millener, *Rev. Mod. Phys.* **88**, 035004 (2016), [arXiv:1605.00557 \[nucl-th\]](#).
- [57] S. Typel and H. H. Wolter, *Nucl. Phys. A* **656**, 331 (1999).
- [58] J. Carriere, C. J. Horowitz, and J. Piekarewicz, *Astrophys. J.* **593**, 463 (2003), [arXiv:nucl-th/0211015](#).
- [59] H. Pais and C. Providencia, *Phys. Rev. C* **94**, 015808 (2016), [arXiv:1607.05899 \[nucl-th\]](#).

- [60] S. S. Avancini, L. Brito, J. R. Marinelli, D. P. Menezes, M. M. W. de Moraes, C. Providencia, and A. M. Santos, *Phys. Rev. C* **79**, 035804 (2009), [arXiv:0812.3170 \[nucl-th\]](#).
- [61] J. Skilling, in *Bayesian Inference and Maximum Entropy Methods in Science and Engineering: 24th International Workshop on Bayesian Inference and Maximum Entropy Methods in Science and Engineering*, American Institute of Physics Conference Series, Vol. 735, edited by R. Fischer, R. Preuss, and U. V. Toussaint (2004) pp. 395–405.
- [62] J. Buchner, A. Georgakakis, K. Nandra, L. Hsu, C. Rangel, M. Brightman, A. Merloni, M. Salvato, J. Donley, and D. Kocevski, *Astron. Astrophys.* **564**, A125 (2014), [arXiv:1402.0004 \[astro-ph.HE\]](#).
- [63] J. Buchner, “Nested sampling methods,” (2021), [arXiv:2101.09675 \[stat.CO\]](#).
- [64] J. R. Stone, V. Dexheimer, P. A. M. Guichon, A. W. Thomas, and S. Typel, *Mon. Not. Roy. Astron. Soc.* **502**, 3476 (2021), [arXiv:1906.11100 \[nucl-th\]](#).
- [65] C. Providência, M. Fortin, H. Pais, and A. Rabhi, *Frontiers in Astronomy and Space Sciences* **6** (2019), 10.3389/fspas.2019.00013.
- [66] M. Dutra, O. Lourenço, S. S. Avancini, B. V. Carlson, A. Delfino, D. P. Menezes, C. Providência, S. Typel, and J. R. Stone, *Phys. Rev. C* **90**, 055203 (2014), [arXiv:1405.3633 \[nucl-th\]](#).
- [67] Shlomo, S., Kolomietz, V. M., and Colò, G., *Eur. Phys. J. A* **30**, 23 (2006).
- [68] B. G. Todd-Rutel and J. Piekarewicz, *Phys. Rev. Lett.* **95**, 122501 (2005), [arXiv:nucl-th/0504034](#).
- [69] R. Essick, P. Landry, A. Schwenk, and I. Tews, *Phys. Rev. C* **104**, 065804 (2021), [arXiv:2107.05528 \[nucl-th\]](#).
- [70] R. C. Tolman, *Phys. Rev.* **55**, 364 (1939).
- [71] J. R. Oppenheimer and G. M. Volkoff, *Phys. Rev.* **55**, 374 (1939).
- [72] T. Hinderer, *Astrophys. J.* **677**, 1216 (2008), [arXiv:0711.2420 \[astro-ph\]](#).
- [73] B. P. Abbott *et al.* (LIGO Scientific, Virgo), *Phys. Rev. X* **9**, 011001 (2019), [arXiv:1805.11579 \[gr-qc\]](#).
- [74] M. C. Miller *et al.*, *Astrophys. J. Lett.* **918**, L28 (2021), [arXiv:2105.06979 \[astro-ph.HE\]](#).
- [75] P. Bedaque and A. W. Steiner, *Phys. Rev. Lett.* **114**, 031103 (2015), [arXiv:1408.5116 \[nucl-th\]](#).
- [76] M. G. Alford, S. Han, and M. Prakash, *Phys. Rev. D* **88**, 083013 (2013), [arXiv:1302.4732 \[astro-ph.SR\]](#).
- [77] C. C. Moustakidis, T. Gaitanos, C. Margaritis, and G. A. Lalazissis, *Phys. Rev. C* **95**, 045801 (2017), [Erratum: *Phys. Rev. C* **95**, 059904 (2017)], [arXiv:1608.00344 \[nucl-th\]](#).
- [78] I. Tews, J. Carlson, S. Gandolfi, and S. Reddy, *Astrophys. J.* **860**, 149 (2018), [arXiv:1801.01923 \[nucl-th\]](#).
- [79] B. Reed and C. J. Horowitz, *Phys. Rev. C* **101**, 045803 (2020), [arXiv:1910.05463 \[astro-ph.HE\]](#).
- [80] D. Chatterjee and I. Vidaña, *Eur. Phys. J. A* **52**, 29 (2016), [arXiv:1510.06306 \[nucl-th\]](#).
- [81] S. Typel, G. Ropke, T. Klähn, D. Blaschke, and H. H. Wolter, *Phys. Rev. C* **81**, 015803 (2010), [arXiv:0908.2344 \[nucl-th\]](#).
- [82] G. A. Lalazissis, T. Niksic, D. Vretenar, and P. Ring, *Phys. Rev. C* **71**, 024312 (2005).