

Evolution of beliefs in social networks *

Pushpi Paranamana¹, Pei Wang² & Patrick Shafto^{2,3}

¹Saint Mary's College, Notre Dame

² Rutgers University–Newark

³ Institute for Advanced Study, Princeton

Abstract

Evolution of beliefs of a society are a product of interactions between people (horizontal transmission) in the society over generations (vertical transmission). Researchers have studied both horizontal and vertical transmission separately. Extending prior work, we propose a new theoretical framework which allows application of tools from Markov chain theory to the analysis of belief evolution via horizontal and vertical transmission. We analyze three cases: static network, randomly changing network, and homophily-based dynamic network. Whereas the former two assume network structure is independent of beliefs, the latter assumes that people tend to communicate with those who have similar beliefs. We prove under general conditions that both static and randomly changing networks converge to a single set of beliefs among all individuals along with the rate of convergence. We prove that homophily-based network structures do not in general converge to a single set of beliefs shared by all and prove lower bounds on the number of different limiting beliefs as a function of initial beliefs. We conclude by discussing implications for prior theories and directions for future work.

1 Introduction

Evolution of beliefs, individual and cultural, is the result of vertical transmission between generations and horizontal transmission within a generation. Research in cognitive science has developed models of vertical transmission, through connections to probabilistic models of cognition [11] and used such models to investigate innate cognitive constraints and connections to experience [20, 24]. Separately, research in network science has developed theories that explain horizontal transmission, the social dynamics of transmission and diffusion patterns [31, 47]. Because beliefs are shaped both by vertical and horizontal transmission, any successful theory of evolution of beliefs will need to combine aspects of both approaches. We propose a mathematical approach that enables detailed analysis of the long run consequences of vertical and horizontal transmission for individual and cultural beliefs.

Theories in cognitive science frame vertical transmission through evolution as functional adaptations of cognitive capacities, such as language, beliefs, knowledge and metacognition, to ancestral environment. [20, 44, 24, 42] have developed methods to interpret vertical transmission between Bayesian agents as Markov chains, thus revealing innate cognitive constraints and structures as the outcome of such processes. For example, [20] interpret transmission of language from parents to children as a Markov chain, which leads to the conclusion that, in the absence of other influences, the resulting observed distribution of languages reflects our prior biases about language and language structures.

However, cognition and memory are sustained by both communicative and cultural aspects [8, 47] and reflect social influences [37, 1]. This horizontal transmission is intrinsically bidirectional and introduces the possibility of long term consequences of social network structures for beliefs. Network theory has studied

*Correspondence may be addressed to pparanamana@saintmarys.edu.

transmission over social networks [6, 14] for cases including diseases [34, 21], information [47, 46, 43], opinions [9, 36], and rumours [29]. However, in these models transmission is formalized as a property that can be caught or passed between agents. This is suitable for diseases and facts, but beliefs are more naturally represented as distributions over some latent space, as in probabilistic models of cognition used to model vertical transmission.

In this article, we combine both vertical and horizontal transmission to explore the long term evolution of beliefs. We provide a mathematical formulation to analyze the limiting distribution of beliefs in societies based on sociodynamic aspects and cognitive aspects of belief evolution. This limiting distribution tells us the long term belief distribution of each individual. Moreover this provides a framework to explore the long term belief evolution of groups and/ or of the society as a whole. Integrating classical results of time homogeneous and inhomogeneous Markov chain theories, we provide conditions on the network structures—static and dynamic at random—that result in homogeneous/heterogeneous belief systems among individuals (or groups). Moreover, we provide rates of convergence of the models to their limiting behaviors, for both static and random cases. Prior studies show that individuals in a social network may tend to connect to individuals who share similar interests, and thus it is considered as an important evolutionary mechanism [26]. We integrate this assortive dynamics in which networks are formed based on homophily and prove conditions under which societies will converge to heterogeneous beliefs.

There has been extensive research on how belief diversity enhances the collective intelligence. A society that collectively has similar beliefs offers little chance for collective decision making to improve over any individuals. If individuals have different beliefs, collective accuracy can be enhanced. A simple example comes from “wisdom of crowds” effects in which the average of a group of people’s guesses is more accurate than most individuals [17], but many more examples exist in the decision making literature. Integration of multiple beliefs and, diversity in beliefs is thus required for underlying collective intelligence [32, 22, 7]. In this work we explore the network and belief structures that result in belief homogeneity vs heterogeneity under three scenarios: static networks, randomly changing networks and homophily-based networks. Thus the results can be used to explore conditions on optimal structures that improves collective accuracy and evolution.

2 Formulation of the problem

Our aim is to develop a model that one can use to analyze evolution of individual and societal beliefs through both vertical and horizontal transmission. Our approach builds on prior research in the cognitive science literature formalizing vertical transmission as a Markov Chain [24, 44, 20], while integrating horizontal transmission from network theory.

To integrate horizontal transmission, we formalize interactions among individuals in a society with a given, possibly dynamic, structure. As in prior work, individuals’ initial beliefs are assumed to be sampled from a given distribution. Individuals within a society will interact with subsets of other individuals as defined by an adjacency matrix defining network structure. Networks may take a variety of forms including unidirectional and bidirectional, static and dynamic, and belief dependent. Each of these cases can be represented as a (collection of) adjacency matrix (matrices).

Definition 1. Evolution of beliefs in social networks. Consider a set of people $\mathcal{P} = \{\alpha_i\}_{i=1}^r$ in the society and a set of concepts $\mathcal{H} = \{\beta_k\}_{k=1}^s$. Denote people’s priors on \mathcal{H} by $M = (m_{jk})_{r \times s}$, the network structure over which people may communicate at time t by $P_t = (p_{ij})_{r \times r}$, and the concept structure at time t by $H_t = (h_{kl})_{s \times s}$. All are row stochastic matrices. Let $P_0 = H_0 = I$, where I is the identity matrix of corresponding order. Define

$$Q_n(P_t, H_t, M) = \prod_{t=0}^{t=n} P_t M \prod_{t=0}^{t=n} H_t,$$

where Q_n represents the society’s beliefs at time n , and the long-run beliefs are analyzed as $n \rightarrow \infty$. That is, at each time n , Q_n is the product $P_n \dots, P_0 M H_n, \dots H_0$.

The model formulates the time evolution of people’s beliefs. m_{jk} represents the initial belief (prior) of the person α_j on the concept β_k , p_{ij} denotes the weight that the i^{th} person gives to the j^{th} person’s information and h_{kl} denotes the degree to which concept β_l may be confused for β_k . A variety of properties can be captured in the matrices P_t and H_t . Consider P_t . Absence of direct transmission is formalized when $p_{ij} = p_{ji} = 0$. Bidirectional transmission is formalized by $p_{ij} > 0$ and $p_{ji} > 0$. Unidirectional transmission is formalized when either $p_{ij} > 0$ and $p_{ji} = 0$ or $p_{ij} = 0$ and $p_{ji} > 0$. Different network structures including random graphs, small world and scale-free networks [2] can be formalized through the construction of adjacencies. Dynamic network structures [25] are formalized by introducing the subscripts P_t and H_t to indicate the network structure at time t . Notice that P_t, M and H_t are stochastic matrices. Therefore for any n , $Q_n(P_t, H_t, M)$ is also a stochastic matrix. This approach combines both the sociodynamic and the cognitive aspects of belief evolution which helps to evaluate society’s vertical and horizontal transmission simultaneously.

Table 1: Model Summary

Notation	Definition
$\mathcal{P} = \{\alpha_i\}_{i=1}^r$	a set of people in the society, where α_i denotes the i^{th} person
$\mathcal{H} = \{\beta_k\}_{k=1}^s$	a set of concepts, where β_k denotes the k^{th} concept
$M = (m_{jk})_{r \times s}$	a row stochastic matrix records a set of people’s priors over a set of concepts each row represents a person, each column represents a concept m_{jk} denotes the initial belief of person α_j on concept β_k
$P_t = (p_{ij})_{r \times r}$	a row stochastic matrix denotes the network structure at time t p_{ij} denotes the weight that i^{th} person gives to j^{th} person’s information
$H_t = (h_{kl})_{s \times s}$	a row stochastic matrix denotes the concept structure at time t h_{kl} the degree to which concept β_l may be confused for β_k
$Q_n(P_t, H_t, M)$	a row stochastic matrix modeled by $\prod_{t=0}^{t=n} P_t M \prod_{t=0}^{t=n} H_t$ records the society’s beliefs at time n

Next, we illustrate the design of the structures and the model using some stylized examples.

Example 2. Consider a neighborhood with three people $\alpha_1, \alpha_2, \alpha_3$ with the network structure at time t given by

$$P_t = \begin{matrix} & \alpha_1 & \alpha_2 & \alpha_3 \\ \alpha_1 & \begin{pmatrix} 1 & 0 & 0 \\ \frac{2}{3} & 0 & \frac{1}{3} \\ \frac{1}{2} & \frac{1}{4} & \frac{1}{4} \end{pmatrix} \\ \alpha_2 & \\ \alpha_3 & \end{matrix}$$

The network structure can be depicted in Figure 1, where the directed edge from α_i to α_j denotes p_{ij} .

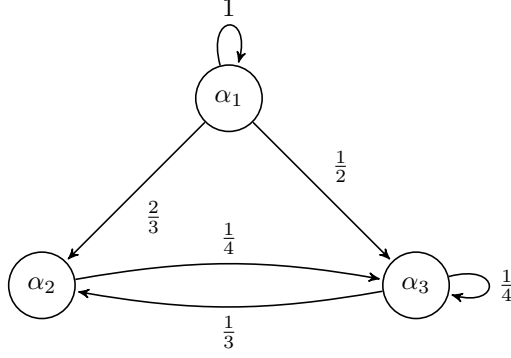


Figure 1: Network structure

Here, α_1 does not believe what anyone else says but believes himself 100%, while α_2 only believes what others say. However, α_3 believes him self and others with certain percentages. In practice, this may model the communication between three listeners $\alpha_1, \alpha_2, \alpha_3$, where α_1 may be a speaker, α_2 may model a new student in the class who is learning from his teacher α_1 and a peer α_3 .

Similarly, the formulation of the concept structure can be viewed as a graph. Instead of pointing from speaker to listener, arrows point from a concept toward a concept it can replace (be confused with). Note that the concept structure is modeled as a distribution rather than single values. Each value corresponds to the degree (weight) to which one concept may be confused with another. Notice that the concept structure corresponds to the vertical component of the model. That is, the generational or cultural transmission of beliefs. Confusability of beliefs is a reasonable notion to denote the imperfect dynamics over generations due to changes in cultural traits and new found information over time leading to generation gaps.

Example 3. Consider a group of 5 people, each holding a belief on 5 distinct concepts. Suppose people have a prior belief distribution given by and $M = I_{5 \times 5}$. That is α_i believes only on the concept

$$\beta_i, \text{ for all } i = 1, \dots, 5. \text{ Let } P = \begin{pmatrix} 0.194 & 0.387 & 0.419 & 0 & 0 \\ 0.29 & 0.323 & 0.387 & 0 & 0 \\ 0.261 & 0.696 & 0.043 & 0 & 0 \\ 0 & 0 & 0 & 0.448 & 0.552 \\ 0 & 0 & 0 & 0.2 & 0.8 \end{pmatrix} \text{ be the network structure and } H = \begin{pmatrix} 0.342 & 0.421 & 0.026 & 0.105 & 0.105 \\ 0.163 & 0.204 & 0.388 & 0.102 & 0.143 \\ 0.289 & 0.044 & 0.156 & 0.178 & 0.333 \\ 0.316 & 0.105 & 0.246 & 0.158 & 0.175 \\ 0.304 & 0.107 & 0.286 & 0.286 & 0.018 \end{pmatrix} \text{ be the concept structure. Assume that both the network structure}$$

and the concept structure are constant over time. That is, at every point in time each individual communicate with others in the society according to the network structure P . Notice that the society consists of two groups that do not talk to the other group. Similarly the concept structure at each time step, which gives the confusion between concepts at that particular time step, does not change over time. Based on these interactions, each individuals are influenced to alter their beliefs based on the beliefs of those whom they communicated with and the confusability between concepts. We can use the model to explore the belief evolution over time. In particular, Q_n represents the belief distribution of the society at time n , where its i^{th} row denotes the belief distribution of the i^{th} person at time n . By looking at how the structure of Q_n changes as n changes, not only we can explore how individual beliefs changes but also how societal beliefs evolve over time. Moreover, analyzing Q_n as $n \rightarrow \infty$, we can explore the societal long term belief distribution. In this example, we can show that the society stabilizes to a homogeneous belief distribution where all the individuals in the society have the same beliefs. (Please see Example 9 for detailed analysis). It is interesting to see the homogeneity of the society even though there are two groups that do not talk to the other group

at all.

In the next section, we analyze the long term behavior of the model theoretically which sheds light on belief evolution and societal belief diversity. The above example illustrates the model for a static network structure and a static concept structure. However the structures could be dynamic, thus we will consider three phenomena: static structures, randomly changing structures and homophily-based dynamic structures. Analyzing this model will help us better understand the minimal conditions necessary for sustained belief heterogeneity, conditions on which the homogeneity is attained.

Note: Markov chains are widely used in many applications in predicting variation tendencies of random processes including modeling inter generational beliefs. Belief evolution can be studied as transmission chains where the beliefs evolve through time via horizontal and vertical transmission, which is mathematically parallel to analyzing Markov chains. So in our model both the network structure and the concept structure are considered as Markov chains and are represented by corresponding transition matrices.

3 Analyzing the belief evolution in social networks

In this section, we explore belief change in the long run, individually and societally. We analyze under what conditions a society will attain homogeneity of beliefs and whether the society will evolve into groups with distinct beliefs. Moreover, we explore how fast a society will converge to its final belief system. As discussed in Section 2, networks can be time invariant as well as time variant. Therefore we investigate the belief evolution for time homogeneous and time inhomogeneous cases separately.

3.1 Belief evolution over stable social and belief networks

First, we analyze the belief evolution when network and concept structures are time homogeneous. That is, we assume that $\forall t, P_t = P$ and $H_t = H$; P and H are fixed matrices. Then the operator Q simplifies to

$$Q_n(P, H, M) = P^n M H^n.$$

For a square matrix A , A^n denotes the multiplication of A for n times. ¹

3.1.1 Convergence and limiting distribution

As transition matrices of Markov Chains, important distinctions about the network and concept structure are whether they are indecomposable/decomposable and reducible/irreducible. The limiting behavior depends on the structures as well as the states of the people and beliefs (transient/persistent). Therefore we define:

Definition 4. Irreducibility: A set C of states is closed if no state outside C can be reached from any state j in C . A Markov chain is irreducible if there exists no closed sets other than the set of all sets; otherwise, it is reducible.

Definition 5. Indecomposability: A Markov chain is indecomposable if it contains at most one closed set of states other than the set of all states. Otherwise it is decomposable.

Definition 6. Transient/Recurrent states: State i is called transient if, given that we start in state i , there is a non-zero probability that we will never return to i . State i is called recurrent (or persistent) if it is not transient.

Definition 7. Stationary distribution: Let A be a transition matrix. A stationary distribution (steady state distribution) π is a non negative stochastic (row) vector, such that $\pi A = \pi$.

¹We use Markov chain and corresponding transition matrix interchangeably, when there is no confusion.

An indecomposable and aperiodic (Definition A.2) Markov chain has a unique stationary distribution π as $n \rightarrow \infty$ [18]. That is, the transition matrix converges to a matrix with same rows equals to π . Moreover, π is the left eigenvector of the associated transition matrix that corresponds to the unit eigenvalue (which exists and is unique). If the Markov chain is indecomposable but reducible, the transient states vanish in the limit. Similarly, we can analyze the structure of the limit of decomposable, aperiodic chains using Propositions B.1 and B.2.

Proposition 8. ² Assume the network structure $P_{r \times r}$ and the concept structure $H_{s \times s}$ are aperiodic matrices. Let $M_{r \times s}$ be the initial belief distribution in the society. The society will stabilize in the long run. That is $\|Q_{n+1} - Q_n\| \rightarrow 0$ as $n \rightarrow \infty$.

- (i) If H is indecomposable, then in the long run, the society stabilizes to a single belief distribution that does not depend on P or M . That is, there exists a steady state distribution $\pi = \{\pi_1, \dots, \pi_s\}$ such that for any P and M

$$\lim_{n \rightarrow \infty} Q_n = \lim_{n \rightarrow \infty} P^n M H^n = \begin{pmatrix} \pi_1 & \dots & \pi_s \\ \vdots & \ddots & \vdots \\ \pi_1 & \dots & \pi_s \end{pmatrix}_{(r \times s)}$$

- (ii) If H is decomposable and P is indecomposable, then in the long run, the society stabilizes to single a belief distribution that depends on M and H . That is for any M and H , there exists a steady state distribution $\sigma = \{\sigma_1, \sigma_2, \dots, \sigma_s\}$ such that:

$$\lim_{n \rightarrow \infty} Q_n = \lim_{n \rightarrow \infty} P^n M H^n = \begin{pmatrix} \sigma_1 & \dots & \sigma_s \\ \vdots & \ddots & \vdots \\ \sigma_1 & \dots & \sigma_s \end{pmatrix}_{(r \times s)}$$

- (iii) If H and P are both decomposable. Then the society will not have a single belief distribution in the long run. That is, the rows of the matrix $\lim_{n \rightarrow \infty} Q_n$ are not all the same.

Notice that, if H is indecomposable neither P or M have an effect on the limit of the model. That is, the concept structure dominates and controls the long run behavior, regardless of what the network structure is or what people initially believe. Moreover, as a Markov chain, transient beliefs (if there are any) vanish from the society. However if H is decomposable, in addition to the concept structure, the network structure as well as the initial concept structure affect the long run behavior. The homogeneity of beliefs among people in the society depends on the network structure. In particular, if the network structure is indecomposable, then there will be a unique belief distribution in the society regardless of the initial beliefs. In summary, if either the network structure or the concept structure is indecomposable, the society will converge to a unique belief distribution in the long run. However, if both are decomposable, there will not be a single belief distribution in the society; there will be heterogeneity among individuals. These scenarios are illustrated in Examples 9, 10, 11.

Example 9. Consider P, M and H given in Example 3. Here, P is decomposable and has two closed

communicating classes and H is indecomposable. Then, $\lim_{n \rightarrow \infty} Q_n = \begin{pmatrix} 0.285 & 0.203 & 0.2 & 0.155 & 0.156 \\ 0.285 & 0.203 & 0.2 & 0.155 & 0.156 \\ 0.285 & 0.203 & 0.2 & 0.155 & 0.156 \\ 0.285 & 0.203 & 0.2 & 0.155 & 0.156 \\ 0.285 & 0.203 & 0.2 & 0.155 & 0.156 \end{pmatrix}$

In this example, even though there are people in the network who never talk to each other, everyone converges to the same beliefs in the long run. This is because the concept structure H , which is indecomposable, dominates.

²All proofs are included in the Supplemental Material.

Example 10. Consider $P = \begin{pmatrix} 0.3 & 0.7 & 0 \\ 0.6 & 0.4 & 0 \\ 0 & 0 & 1 \end{pmatrix}$, $M = \begin{pmatrix} 0.1 & 0.3 & 0.12 & 0.02 & 0.28 & 0.18 \\ 0.06 & 0.23 & 0.1 & 0.23 & 0.23 & 0.15 \\ 0.03 & 0.01 & 0.39 & 0.38 & 0.09 & 0.1 \end{pmatrix}$, and

$$H = \begin{pmatrix} 0.803 & 0.197 & 0 & 0 & 0 & 0 \\ 0.464 & 0.536 & 0 & 0 & 0 & 0 \\ 0 & 0 & 0.272 & 0.038 & 0.02 & 0.669 \\ 0 & 0 & 0.515 & 0.017 & 0.401 & 0.068 \\ 0 & 0 & 0.144 & 0.319 & 0.002 & 0.535 \\ 0 & 0 & 0.16 & 0.357 & 0.242 & 0.241 \end{pmatrix},$$

where both P and H are decomposable. P has two

closed communicating classes: $\{\alpha_1, \alpha_2\}$ and $\{\alpha_3\}$. Then the stationary distribution (rounded up to 3 decimal places) is $\lim_{n \rightarrow \infty} Q_n = \begin{pmatrix} 0.239 & 0.102 & 0.169 & 0.131 & 0.115 & 0.241 \\ 0.239 & 0.102 & 0.169 & 0.131 & 0.115 & 0.241 \\ 0.028 & 0.012 & 0.245 & 0.191 & 0.167 & 0.351 \end{pmatrix}$. We can see that in the limit, people's

beliefs are not the same. However, the beliefs of people who are in the same closed communicating class are the same. That is, α_1 and α_2 have the same beliefs while α_3 has different beliefs.

Example 11. Consider $P = \begin{pmatrix} 1 & 0 & 0 & 0 & 0 & 0 \\ 0.04 & 0.12 & 0.027 & 0.027 & 0.139 & 0.647 \\ 0.052 & 0.182 & 0.044 & 0.519 & 0.152 & 0.051 \\ 0.006 & 0.111 & 0.032 & 0.037 & 0.729 & 0.085 \\ 0.062 & 0.416 & 0.012 & 0.38 & 0.123 & 0.007 \\ 0 & 0 & 0 & 0 & 1 & 0 \end{pmatrix}$, $M = \begin{pmatrix} 0.268 & 0.422 & 0.31 \\ 0.331 & 0.232 & 0.437 \\ 0.094 & 0.364 & 0.542 \\ 0.172 & 0.559 & 0.268 \\ 0.239 & 0.74 & 0.021 \\ 0.048 & 0.011 & 0.941 \end{pmatrix}$

and $H = \begin{pmatrix} 0.3 & 0.7 & 0 \\ 0.6 & 0.4 & 0 \\ 0 & 0 & 1 \end{pmatrix}$, where both P and H are decomposable. In P , $\{\alpha_1\}$ and $\{\alpha_6\}$ are closed classes.

$\lim_{n \rightarrow \infty} Q_n = \begin{pmatrix} 0.318 & 0.372 & 0.31 \\ 0.052 & 0.061 & 0.887 \\ 0.082 & 0.096 & 0.823 \\ 0.074 & 0.087 & 0.839 \\ 0.081 & 0.094 & 0.825 \\ 0.027 & 0.032 & 0.941 \end{pmatrix}$. We can see that there will not be a unique belief distribution among

people in the limit.

How are the social/concept structures represented by these different matrices? Social structures are typically highly structured. For example, some are strongly connected. That is, it is possible to communicate from any person by a chain of individuals to any other person in the network. This scenario can be represented by an indecomposable matrix. On the other hand there are social networks where the communication is unidirectional. For instance, media can be thought of as a unidirectional communication path in the sense that the news is broadcast, and no matter how loud one yells at the screen, the newscaster cannot hear you; hence, the audience's beliefs are transient. Also, some structures have a strong asymmetry between groups. Colonialism is such an example. These scenarios can be represented by different structures of decomposable matrices. Similar analogy can be made for concept structures based on the relatedness between beliefs.

Example 12. What if M is decomposable? Consider a situation where different groups of people have no common beliefs. For example, people in different countries may have different sets of languages (or dialects), with no common language between the countries. Assuming people learn languages by talking to others, and that H has some structure representing relatedness of the languages, we can explore the long term distribution of languages among people using our framework. Notice, here the prior matrix M is a block diagonal matrix. Let $P^n M = \tilde{P}$. If H is indecomposable, the society will follow a same language distribution. However, if H is decomposable but \tilde{P} is indecomposable, then the society will stabilize to a same distribution of languages that depends on P , M and H . If both H and \tilde{P} are decomposable, then the society will stabilize to a heterogenous distribution of languages.

3.1.2 Rate of Convergence

One may ask how fast the individuals or the society attain their limiting beliefs. This provides insights to the rate of belief evolution. More precisely, what is the effect of the structure of P and H matrices on how fast the model converges to its stationary distribution. We provide a lower bound on the rate of convergence of the model that represents how quickly the sequence approaches its stationary distribution. (See definition B.3)

According to Proposition B.4, the convergence rate of an indecomposable Markov chain is governed by the second largest eigenvalue, which is less than 1. If the chain is decomposable, it has more than one closed communicating class. We can treat each class as an indecomposable chain and find each of its rate of convergence. The slowest of those rates will be considered as the convergence rate of the decomposable chain.

Proposition 13. *Suppose the network structure $P_{r \times r}$ and the concept structure $H_{s \times s}$ are indecomposable and aperiodic. Let λ_P and λ_H denote the second largest eigenvalues of P and H , respectively, and $Q_n = P^n M H^n = (q_{ij})_{r \times s}$. Then there exists a positive constant C_0 such that for all $i = 1, \dots, r$ and $j = 1, \dots, s$*

$$|q_{ij} - \pi_j| \leq C_0(\lambda_P \lambda_H)^n$$

where $\boldsymbol{\pi} = \{\pi_1, \dots, \pi_N\}$ is the stationary distribution of Q . Note that $\lambda_P < 1$, $\lambda_H < 1$, therefore $C_0(\lambda_P \lambda_H)^n \rightarrow 0$ as $n \rightarrow \infty$.

Proposition 14. *Let R_P and R_H be the convergence rates of P and H , respectively. Then the model converges to the stationary distribution with a rate of at least $R = \min\{R_P, R_H\}$.*

That is the society will reach the steady state distribution only when both network and concept structures are stabilized.

3.2 What if the social structure and the concept structure change over time?

In this section we consider time inhomogeneous models, where network and concept structures can change over time. We provide conditions for the model convergence to homogeneous beliefs convergence in expectation, and a lower bound for the rate of convergence of the model.

3.2.1 Convergence and limiting distribution

For simplicity M is assumed to be indecomposable in the formulation of the problem. For time homogeneous case, Proposition 8 suggests that if either P or H is stochastic, indecomposable and aperiodic (SIA), homogeneity of beliefs is guaranteed. This can be generalized to time inhomogeneous case as following:

Proposition 15. *Let $\mathcal{S}_P = \{P_i\}_{i=1}^k$ be a set of social structure matrices, and $\mathcal{S}_H = \{H_i\}_{i=1}^l$ be a set of concept structure matrices. At each time t , P_t and H_t are chosen from \mathcal{S}_P and \mathcal{S}_H respectively. Then $Q_n(P_t, H_t, M) = \prod_{t=0}^n P_t M \prod_{t=0}^n H_t$ converges to a rank one matrix as $n \rightarrow \infty$ if and only if every possible product of matrices in \mathcal{S}_P or/and \mathcal{S}_H (with repetitions allowed) is SIA.*

Proposition 15 provides a condition that guarantees a homogeneous belief distribution in the society in the long run. In particular, if every product in the set of network structures and the set of concept structures is SIA, the society will stabilize to a unique belief distribution.³ However, note that each matrix in a set \mathcal{S} (a set of stochastic matrices) being SIA does not guarantee that every product is SIA, and as the order of the transition matrices increases (that is, as the number of states of the Markov chain increases) it is difficult to check if every product is SIA. Therefore we now discuss conditions on the individual matrices from \mathcal{S} which guarantees that any product of matrices from \mathcal{S} is SIA.

³[45] provides an algorithm to determine if every product in a given set of matrices is SIA, in a bounded number of arithmetic operations.

Definition 16. For a square stochastic matrix P , let $\lambda(P) = 1 - \gamma$, where γ is the ergodic coefficient of P : $\gamma(P) = \min_{\{i_1, i_2\}} \sum_j \min(p_{i_1 j}, p_{i_2 j})$. If $\lambda(P) < 1$, then P is called a **scrambling** matrix.

Proposition 17. *If every matrix in \mathcal{S} is stochastic and scrambling, then any product of matrices from \mathcal{S} converges to a rank one matrix.*

This reduces the required amount of computations as it is relatively easy to check if a matrix is scrambling or not. Moreover, given a set \mathcal{S} , we only need to check all matrices in \mathcal{S} , rather than every possible product of matrices in \mathcal{S} .

Example 18. Suppose there are two belief evolution systems, one with concept structure set $\mathcal{S}_H = \{H_1, H_2\}$, the other one with $\mathcal{S}'_H = \{H_1, H_3\}$, where $H_1 = \begin{pmatrix} 0.2 & 0.3 & 0.5 \\ 0.6 & 0.4 & 0 \\ 0 & 0.8 & 0.2 \end{pmatrix}$, $H_2 = \begin{pmatrix} 0.6 & 0.1 & 0.3 \\ 0 & 1 & 0 \\ 0.7 & 0 & 0.3 \end{pmatrix}$, $H_3 = \begin{pmatrix} 0 & 0.9 & 0.1 \\ 0.3 & 0.2 & 0.5 \\ 0.4 & 0.5 & 0.1 \end{pmatrix}$. Computation shows that $\gamma(H_1) = \sum_j \min(p_{2j}, p_{3j}) = 0 + 0.4 + 0 = 0.4$, hence $\lambda(H_1) = 1 - 0.4 = 0.6 < 1$, H_1 is scrambling. Similarly, one have $\lambda(H_2) = 1$, $\lambda(H_3) = 0.7$. Hence H_3 is scrambling, and H_2 is not. Therefore according to Proposition 17, people in the second system must converge to the same belief. Whether the first system converges to the same belief is further depending on its social structure set \mathcal{S}_P .

3.2.2 Convergence in probability setting


Proposition 15 provides a necessary and sufficient condition on when every product of stochastic matrices from $\mathcal{S} = \{A_1, \dots, A_l\}$ converges to a rank one matrix. In contrast to this absolute setting, we now consider the convergence in probability.

Proposition 19. *Given a set of stochastic matrices $\mathcal{S} = \{A_1, \dots, A_l\}$ and a positive vector $\mathbf{w} = (w_1, \dots, w_l) \in \mathbb{R}^l$ with $w_i > 0$ and $\sum_{i=1}^l w_i = 1$, a product of matrices that are i.i.d. sampled from \mathcal{S} according to \mathbf{w} converges to a rank one matrix with probability one if and only if there exists a finite product $B = \prod_{i=1}^N B_i$ of matrices, where B_i is from \mathcal{S} such that B is scrambling.*

Remark 20. We may replace ‘scrambling’ in Proposition 19 by ‘SIA’ as sufficiently large powers of an SIA matrix are scrambling and any product that has a scrambling matrix as a factor is SIA.

Although it is easy to check if a matrix is scrambling, to make sure whether a scrambling product B exist in Proposition 19 could still be challenging. We now introduce an equivalent condition in form of graphs, which is straightforward to verify.

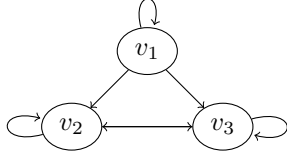
Associated with the finite state Markov chain of a transition matrix A , there is a directed graph G_A ⁴.

For instance, let $A = \begin{matrix} & \begin{matrix} v_1 & v_2 & v_3 \end{matrix} \\ \begin{matrix} v_1 \\ v_2 \\ v_3 \end{matrix} & \begin{pmatrix} 0 & 0.7 & 0.3 \\ 0 & 1 & 0 \\ 0 & 0 & 1 \end{pmatrix} \end{matrix}$, then the corresponding graph is 

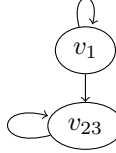
Similarly, associated with a set of transition matrices $\mathcal{S} = \{A_1, \dots, A_l\}$ with a fixed collection of states, we may define a directed graph $G_{\mathcal{S}}$, where $G_{\mathcal{S}}$ has the same vertex set as any G_{A_k} , and the edge set contains (i, j) if there exists a $k \in \{1, \dots, l\}$ such that G_{A_k} contains (i, j) . For instance, let $\mathcal{S} = \{A_1, A_2, A_3\}$,

where $A_1 = A$ as above, $A_2 = \begin{matrix} & \begin{matrix} v_1 & v_2 & v_3 \end{matrix} \\ \begin{matrix} v_1 \\ v_2 \\ v_3 \end{matrix} & \begin{pmatrix} 1 & 0 & 0 \\ 0 & 0.6 & 0.4 \\ 0 & 0 & 1 \end{pmatrix} \end{matrix}$ and $A_3 = \begin{matrix} & \begin{matrix} v_1 & v_2 & v_3 \end{matrix} \\ \begin{matrix} v_1 \\ v_2 \\ v_3 \end{matrix} & \begin{pmatrix} 0.3 & 0.2 & 0.5 \\ 0 & 1 & 0 \\ 0 & 0.8 & 0.2 \end{pmatrix} \end{matrix}$, then the corresponding

⁴Refer to Supplemental Material A.1 for a detailed graph theoretic interpretation of Markov chains.



graph G_S is: . A set of vertices are said to be *strongly connected* if there exists a directed path between any pairs of vertices in the set. Each G_S further induces a condensed graph \widehat{G}_S by combining vertices in each strongly connected set into a ‘super-vertex’.



connected to v_3 . Hence we have \widehat{G}_S as: A state is defined to be *recurrent* if it is contained in a leaf of \widehat{G}_S , otherwise the state is *transient*. Thus in our example, v_2, v_3 are recurrent, and v_1 is transient.

Notice that if \widehat{G}_S is connected and has one leaf, this is equivalent to a finite product of matrices from \mathcal{S} which are scrambling⁵, Hence, as a consequence of Proposition 19, we have,

Corollary 21. *Given a time-inhomogeneous Markov chain with \mathcal{S} and \mathbf{w} , a product of transition matrices that are i.i.d. sampled from \mathcal{S} according to \mathbf{w} converges to a rank one matrix with probability one if and only if \widehat{G}_S is connected and has one leaf.*

The limit of the product of sampled transition matrices may not exist when there are more than one leaf of \widehat{G}_S . Hence instead we now consider the expectation of such limit.

Proposition 22. *Given a time-inhomogeneous Markov chain with \mathcal{S} and \mathbf{w} , the expectation of the product of sampled transition matrices is equal to the limiting product of the expectation of the transition matrix, i.e. $\mathbb{E}(\lim_{N \rightarrow \infty} \prod_{t=1}^N X^t) = \lim_{N \rightarrow \infty} \prod_{t=1}^N \mathbb{E}(X^t)$, where $\mathbb{E}(X^t) = \sum_{k=1}^{k=l} w_k \cdot A_k$.*

Based on the above analysis, we can now investigate long-term behavior when both network and concept structures are sampled from a collection of matrices $\mathcal{S}_P = \{P_1, \dots, P_k\}$ and $\mathcal{S}_H = \{H_1, \dots, H_l\}$ respectively. Let the condensed graphs corresponding to \mathcal{S}_P and \mathcal{S}_H be \widehat{G}_P and \widehat{G}_H . According to Proposition 19 and Corollary 21, analogous to Proposition 8 for the time homogeneous case, the following holds.

When \widehat{G}_H has only one leaf, or equivalent there is a finite product from \mathcal{S}_H is scrambling or SIA, then with probability one everyone in the network converges to the same posterior distribution over the hypothesis set \mathcal{H} . In particular, the posterior distribution is supported only on the recurrent hypotheses, i.e. hypotheses in the leaf. When \widehat{G}_H has more than one leaf, or equivalently there is a common indecomposable structure for every matrix in \mathcal{S}_H , but \widehat{G}_P has only one leaf, then everyone in the network still converges to the same posterior distribution over \mathcal{H} with probability one. Moreover, the shared posterior distribution is a mixture of isolated posterior distribution of recurrent people (people in the leaf vertices). Thus, the shared posterior distribution is completely determined by priors of recurrent people and their belief’s corresponding confusion parameters.

When both \widehat{G}_H and \widehat{G}_P have more than one leaf, people in different recurrent classes (people in different leaf vertices) converge to different posterior distributions. In general, posteriors of people in transient states is a mixture of posteriors for recurrent classes where the mixture weights differ over time (no limit exists).

In all cases, Proposition 22 suggests that the expectation of people’s posterior is: $\lim_{n \rightarrow \infty} (\mathbb{E} P)^n \cdot M \cdot (\mathbb{E} H)^n = (\mathbb{E} P)^\infty \cdot M \cdot (\mathbb{E} H)^\infty$.

3.2.3 Rate of convergence

Next, we explore the rate of convergence of inhomogeneous Markov chains. We then discuss how to obtain the rate of convergence of the model when both P_n and H_n are time inhomogeneous.

⁵See proof in Supplemental Material C,

Proposition 23. [4] Suppose that any product of matrices from \mathcal{S} converges to a rank one matrix. Then there exist an integer $\nu \geq 1$, for any sequence $\{A_1, \dots, A_n\}$, $n \geq 1$ of matrices from \mathcal{S} , such that for all $i, j = 1, \dots, N$,

$$|(A_1 \dots A_n)_{ij} - \pi_j| \leq (1 - \gamma)^{\lfloor n/\nu \rfloor}$$

for all $n \geq 1$, where $\boldsymbol{\pi} = (\pi_1, \dots, \pi_N)$ is the stationary distribution, $\gamma = \min\{\gamma(A_1 \dots A_\nu) | A_i \in \mathcal{S}, 1 \leq i \leq \nu\}$, and $\lfloor x \rfloor$ is the largest integer less than or equal to x .

In other words, the above proposition provides an upper bound for the rate at which the network structure (or concept structure) stabilizes, for any SIA product of matrices in \mathcal{S}_P (or \mathcal{S}_H). Note that this depends on the ergodic coefficients of the matrices. Integer ν can always be taken less than or equal to $\nu^* = \frac{1}{2}(3^N - 2^{N+1} + 1)$ [4]. Rate of convergence of an indecomposable Markov chain with transition matrices from \mathcal{S} is upper bounded by $(1 - \gamma)^{\lfloor n/\nu^* \rfloor}$. If the transition matrices are decomposable, we can perform similar analysis as discussed in section 3.1.2 by considering the convergence rate of each communicating class.

Now, we look at the convergence rate of the model when the network structure and the concept structure change over time. That is P_n and H_n are inhomogeneous. We assume that $P_n \in \mathcal{S}_P$ and $H_n \in \mathcal{S}_H$ where \mathcal{S}_P is a finite set of social structure matrices and \mathcal{S}_H is a finite set of concept structures. In other words, at each time step, people's network structure takes the form of a stochastic matrix from the finite set \mathcal{S}_P . Similarly, for \mathcal{S}_H .

Proposition 24. Let R_P and R_H be the convergence rates of P_n and H_n , respectively. Then the model converges to its stationary distribution with a rate of at least $R = \min\{R_P, R_H\}$.

Proof follows from an argument similar to Proposition 14. The society will reach the steady state distribution only when both network and concept structures are stabilized.

4 Belief evolution over dynamic, homophily-based networks

Results in the previous section assume that network structures are either static or change at random. However, network structures in society, especially in terms of who we communicate with, are affected by our beliefs [26, 28, 30]. For example, people may be more likely to talk with people whose beliefs are more similar to their own, either because of consistency of beliefs in a geographic region [10, 23], or through active selection of partners. Because beliefs change based on who one talks with, networks that are based on homophily may be dynamic. In this section, we analyze belief evolution for societies whose structures are governed by homophily.

Given people's initial priors M we create the network structure of people and cognitive structure of concepts based on belief similarity. Specifically, we construct the homophily network structure by linking people whose beliefs are sufficiently similar. Let M_n be the matrix representing beliefs of individuals at time n . Further $S : \mathbb{R}^n \times \mathbb{R}^n \rightarrow \mathbb{R}^*$ is a function that measures divergence between two vectors, where $S(\mathbf{v}, \mathbf{u}) = 0$ indicates $\mathbf{v} = \mathbf{u}$. Then for a given similarity threshold $\epsilon_p > 0$, individuals α_i and α_j are linked, i.e. $p_{ij} > 0$, if $S(\mathbf{p}_i, \mathbf{p}_j) < \epsilon_p$ where $\mathbf{p}_i, \mathbf{p}_j$ are the row vectors in M_n corresponding to α_i and α_j ; otherwise $p_{ij} = 0$.

Similarly, we construct the homophily concept structure by linking concepts that are held to similar degrees across people. In particular, let \widehat{M}_n be the column normalization of M_n . Then for a given similarity threshold $\epsilon_h > 0$, concepts β_k and β_l are linked, i.e. $h_{kl} > 0$ if $S(\mathbf{h}_k, \mathbf{h}_l) < \epsilon_h$ where $\mathbf{h}_k, \mathbf{h}_l$ are the column vectors of \widehat{M}_n corresponding to β_k and β_l ; otherwise, $h_{kl} = 0$. In this section, we measure similarity of beliefs between pairs of people, and of degrees between pairs of concepts via Kullback-Leibler (KL) divergence. In addition to being a natural measure of divergence between beliefs, KL divergence is asymmetric, which means that our network and concept structures are not restricted to be symmetric.

Definition 25. [KL divergence] Let $A = (a_{ik})$ be a row stochastic matrix. Define KL divergence between two discrete probability distributions, p and q , in \mathbb{R}^K ,

$$\text{KL}(p, q) = \sum_{k \in \mathcal{K}} p_k \log \left(\frac{p_k}{q_k} \right).$$

If two individuals or concepts are sufficiently similar, they will be linked. Next we calculate the strength of the links as a relative divergence. In particular, the strength of the link is related to their divergence relative to other linked individuals or concepts by the softmax function.

Definition 26. [Softmax function] For a given vector, $\mathbf{a} = (a_1, \dots, a_N) \in \mathbb{R}^N$ and a parameter β , the softmax function σ of \mathbf{a} is, $\sigma(\mathbf{a}) = \frac{e^{-\beta \mathbf{a}}}{\sum_{i=1}^N e^{-\beta a_i}}$.

We define the weights of the links between individuals as follows: Let $S_{ij} = S(\mathbf{p}_i, \mathbf{p}_j)$ be the similarity of beliefs between individuals α_i and α_j and $\mathbf{S}_i = \{S_{i1}, S_{i2}, \dots, S_{ir}\}$. We define $\mathbf{w}_i = \sigma(\mathbf{S}_i)$, where \mathbf{w}_i be the vector with weights of the probabilistic links from α_i to α_j , $\forall j = \{1, 2, \dots, r\}$. Similarly we define the weights of the links for concept structure using Softmax function.

We now introduce the homophily-based model, which at each time step adapts its structure on P_{n+1} and H_{n+1} based on M_n ,

$$Q_{n+1}(P_t, H_t, M) = \prod_{t=0}^{t=n+1} P_t \cdot M \cdot \prod_{t=0}^{t=n+1} H_t = P_{n+1} M_n H_{n+1}$$

where M_n is the matrix representing beliefs of individuals, $j \in \{1, 2, \dots, r\}$, in concepts, $k \in \{1, 2, \dots, s\}$, at time n and P_{n+1} is the network structure matrix and H_{n+1} is the concept structure derived from M_n as described above.

One question we may ask is whether the dynamic nature of the homophily structures yield interesting changes in the asymptotic structure of the society. We have seen from previous results that as long as one of the network or concept structures is indecomposable, the long run behavior is that everyone converges to a single group with the same beliefs. We now prove a lower bound on the number of groups of beliefs for homophily-based dynamic structures, which shows the same does not hold.

Definition 27. Let $\mathcal{V} = \{\mathbf{v}_1, \dots, \mathbf{v}_k\} \subset \mathbb{R}^n$ be a set of vectors. Given $\epsilon > 0$, a ϵ_p -**KL cluster** over \mathcal{V} is defined to be a subset $V \subset \mathcal{V}$ such that: for any $\mathbf{v}_i \in V$, $\text{KL}(\text{Conv}(V_{-i}), \mathbf{v}_i) < \epsilon$ holds, and for any $\mathbf{v}_j \notin V$, $\text{KL}(\text{Conv}(V), \mathbf{v}_j) \geq \epsilon$ holds, where V_{-i} represents omitting \mathbf{v}_i in V , and $\text{Conv}(\cdot)$ represents the convex hull.

Theorem 28. Let M be the initial belief matrix and ϵ_p be the threshold of network structure. Assume the concept structure H is the identity. Then the number of groups in network structure (number of communicating classes in P_t) is bounded below by the number ϵ_p -**KL clusters** over row vectors of M . Similarly, assume P is identity, then the number of groups in concept structure (number of communicating classes in H_t) is bounded below by the number ϵ_h -**KL clusters** over column vectors of M .

We first describe an algorithm to construct ϵ_p -**KL clusters**, the proof then follows along.

- **Step 0** Each row of M (representing belief of a person) can be realized as a point $p_i^0 \in \mathbb{R}^s$. View each point as a vertex (representing a person) to obtain G_{P_0} ;
- **Step 1** For a pair of vertices α_i and α_j , add an edge e_{ij} if $\text{KL}(p_i^0, p_j^0) < \epsilon_p$ to obtain G_{P_1} . *Note:* Let V be the vertex set of a connected component of G_{P_1} , and $\alpha_l \in V$ be a person belongs to this group. Then since α_l 's belief will be updated as a linear combination of concepts in V , the point p_l^0 in \mathbb{R}^s representing α_l can only move to a new point p_l^1 in the convex hull $\text{Conv}(V)$ of V .
- **Step 2** For each pair of connected components V_1 and V_2 of G_{P_k} , if $B_{\epsilon_p}^{\text{KL}}(\text{Conv}(V_1)) \cap \text{Conv}(V_2) \neq \emptyset$ or $B_{\epsilon_p}^{\text{KL}}(\text{Conv}(V_2)) \cap \text{Conv}(V_1) \neq \emptyset$, then add an edge from a person α_i in V_1 to α_j in V_2 to obtain $G_{P_{k+1}}$. Here $B_{\epsilon_p}^{\text{KL}}(\text{Conv}(V)) \subset \mathbb{R}^s$ is the set that contains all points within ϵ_p close of $\text{Conv}(V)$ measured by KL-divergence, i.e. for any $p \in B_{\epsilon_p}^{\text{KL}}(\text{Conv}(V)) \subset \mathbb{R}^s$, there exists a $q \in \text{Conv}(V)$ such that $\text{KL}(q, p) < \epsilon_p$.
- Repeat **step 2** until connected components of G_{P_k} stabilize, denote the converged graph by G_P .

It is clear from the above construction that each vertex set of a connected component of G_P forms a ϵ_p -**KL cluster** over rows of M . On the other hand, communication can only happen between people within the same connected component of G_P for any choice of t . Indeed, if α_i and α_j communicate time t^* , i.e. $\text{KL}(p_i^{t^*}, p_j^{t^*}) < \epsilon$ or $\text{KL}(p_j^{t^*}, p_i^{t^*}) < \epsilon$, the connected components containing α_i and α_j will be connected for any $t > t^*$. Hence, the number of groups in network structure (number of communicating classes in P_t) is bounded below by the number ϵ_p -**KL clusters** over row vectors of M . Thus, Theorem 28 holds. Even though we use KL divergence as a natural choice, above results hold for any divergence.

Even though P_t and H_t change over time in the homophily model, numerical simulations show that the model converges to its stationary distribution after few steps. Using this framework we can illustrate various behavior including isolated individuals, emergence of subgroups, and evolving into a society with a homogeneous belief system. Example 29 below shows how society evolves into sub communities with people in the same group having the same belief distribution, and that isolated individuals are also possible.

Example 29. Consider a network with $\epsilon_p = 0.3, \epsilon_h = 0.25$ and $M = \begin{pmatrix} 0.263 & 0.472 & 0.084 & 0.181 \\ 0.06 & 0.103 & 0.683 & 0.154 \\ 0.69 & 0.176 & 0.043 & 0.091 \\ 0.029 & 0.136 & 0.479 & 0.357 \\ 0.252 & 0.463 & 0.08 & 0.204 \end{pmatrix}$. Using

the homophily-based framework developed above we get, $P_1 = \begin{pmatrix} 0.5 & 0 & 0 & 0 & 0.5 \\ 0 & 0.532 & 0 & 0.468 & 0 \\ 0 & 0 & 1 & 0 & 0 \\ 0 & 0.464 & 0 & 0.536 & 0 \\ 0.5 & 0 & 0 & 0 & 0.5 \end{pmatrix}, H_1 = I_{4 \times 4}$.

For all $t \geq 2$: $P_t = \begin{pmatrix} 0.5 & 0 & 0 & 0 & 0.5 \\ 0 & 0.5 & 0 & 0.5 & 0 \\ 0 & 0 & 1 & 0 & 0 \\ 0 & 0.5 & 0 & 0.5 & 0 \\ 0.5 & 0 & 0 & 0 & 0.5 \end{pmatrix}$, and for all $t \geq 5$: $H_t = \begin{pmatrix} 1 & 0 & 0 & 0 \\ 0 & 1 & 0 & 0 \\ 0 & 0 & 0.5 & 0.5 \\ 0 & 0 & 0.5 & 0.5 \end{pmatrix}$. and $Q_t =$

$$\begin{pmatrix} 0.258 & 0.468 & 0.095 & 0.179 \\ 0.044 & 0.12 & 0.29 & 0.546 \\ 0.69 & 0.176 & 0.046 & 0.088 \\ 0.044 & 0.12 & 0.29 & 0.546 \\ 0.258 & 0.468 & 0.095 & 0.179 \end{pmatrix}$$

All the matrices are rounded up to 3 decimal places. Notice that when $t = 1$, H does not have any links. At $t = 5$, P and H have stabilized to stationary distribution $\lim_{n \rightarrow \infty} P_n$ and $\lim_{n \rightarrow \infty} H_n$, respectively. Q_4 shows the limiting belief distribution of the society, $\lim_{n \rightarrow \infty} Q_n$. Here, three subgroups has emerged: groups α_1, α_5 and α_2, α_3 and the isolated individual α_4 . We can see that people in each subgroup has their unique belief distribution.

It is intuitive that when ϵ_p or ϵ_h is increased enough while the number of people and number of belief are fixed, the society will display a homogeneous belief distribution in the long run. Example 30 illustrates this scenario.

Example 30. Next we consider the same M and ϵ_p as in 29 and let $\epsilon_h = 0.4$. Then the society stabilizes

to a unique belief distribution. In particular, for all $t \geq 4$: $Q_t = \begin{pmatrix} 0.295 & 0.186 & 0.258 & 0.262 \\ 0.295 & 0.186 & 0.258 & 0.262 \\ 0.295 & 0.186 & 0.258 & 0.262 \\ 0.295 & 0.186 & 0.258 & 0.262 \\ 0.295 & 0.186 & 0.258 & 0.262 \end{pmatrix}$.

Further examples below illustrates the evolution of homophily networks over time. Namely, Examples 31, 32 and 33 show how each person's beliefs evolves with time, for different initial M matrices and threshold values. In each example we consider three concepts h_1, h_2, h_3 . The concept space is represented by an equilateral triangle with vertices $h_1 \equiv (1, 0, 0), h_2 \equiv (0, 1, 0), h_3 \equiv (0, 0, 1)$. Each person's belief at time t is denoted by a point inside the triangle. All the points $\{\mathbf{x} \in \mathbb{R}^3 : \text{KL}(\mathbf{p}_i, \mathbf{x}) < \epsilon_p\}$ for each person α_i (referred

as KL regions), are represented by the coloured regions, at every time step until the model converges. At any time step, if a person α_j is in the KL region of another person α_i , then α_i creates a communication link with α_j , represented by a line connecting the two corresponding points. (These are unidirectional links, however we show them by a line). Observe that these regions evolve with time. 31 illustrates that the creation as well as destroying of network links are possible. Moreover, the changes in threshold parameters changes the limiting behavior. In 32 the society converge to two groups. However in 32 where we increase ϵ_h while keeping everything else the same, society converge to one group.

Example 31. We consider five people $i = 1, \dots, 5$ and three concepts h_1, h_2, h_3 . Initial M is
$$\begin{pmatrix} 0.348 & 0.039 & 0.6132 \\ 0.321 & 0.609 & 0.07 \\ 0.884 & 0.083 & 0.033 \\ 0.082 & 0.185 & 0.733 \\ 0.372 & 0.281 & 0.347 \end{pmatrix},$$

$\epsilon_p = 0.3$ and $\epsilon_h = 0.2$. At each time step, each individual's KL region changes, leading to creating new communication links or destroying existing ones. We observe that at $t=5$, the society stabilizes and persons $i = 1$ and 2 become isolated while the others converge to one subgroup (Figure 2).

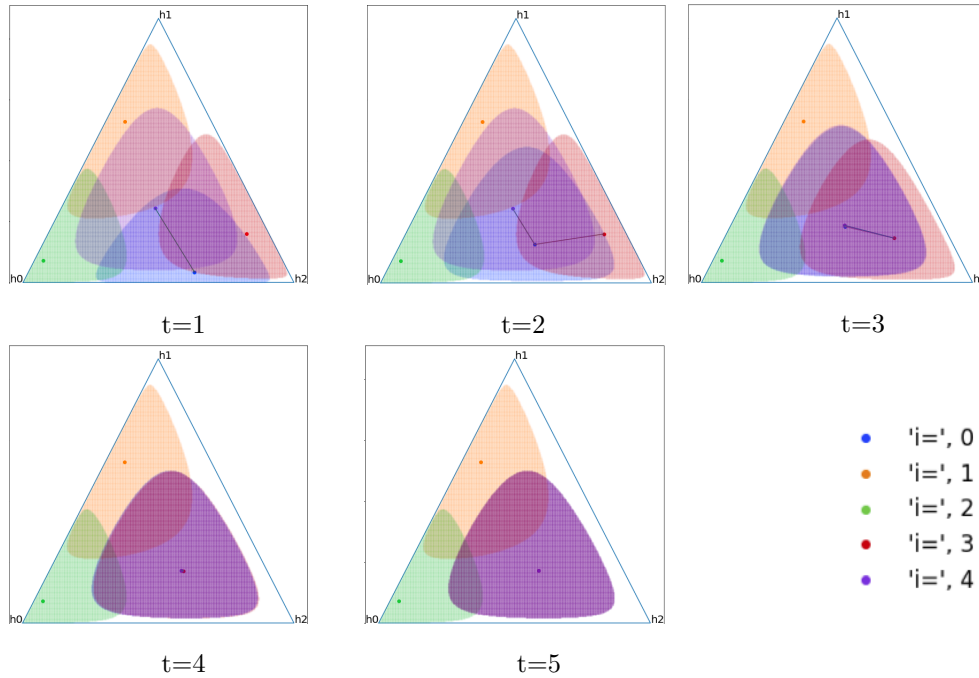


Figure 2: Each colored point inside a triangle represents the belief of a person i at time t . The corresponding colored region represents the KL region of the person i . A line that connects two points denotes that the corresponding two people are communicating.

Example 32. In this example, we consider four people $i = 1, \dots, 4$ and three concepts. Initial M is
$$\begin{pmatrix} 0.489 & 0.104 & 0.407 \\ 0.033 & 0.712 & 0.255 \\ 0.543 & 0.182 & 0.275 \\ 0.248 & 0.375 & 0.3776 \end{pmatrix}, \epsilon_p = 0.3 \text{ and } \epsilon_h = 0.05.$$
 We observe that, at $t = 3$ society stabilizes into two subgroups. This example shows that, as time evolves existing links can be destroyed as well (Figure 3).

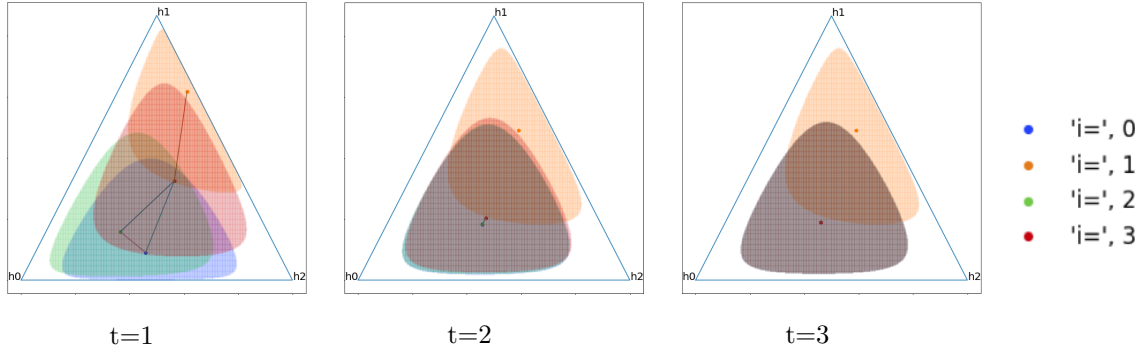


Figure 3: Each colored point inside a triangle represents the belief of a person i at time t . The corresponding colored region represents the KL region of the person i . A line that connects two points denotes that the corresponding two people are communicating.

Example 33. Now we consider M and ϵ_p as in Example 32 and let $\epsilon_h = 0.5$. We observe that, no links will be destroyed and at $t = 3$ society stabilizes to one stationary belief distribution (Figure 4). Observe that this example clearly illustrates the fact that the structure of the concept space affect the long term dynamics of belief distribution in a society, just as the social structure.

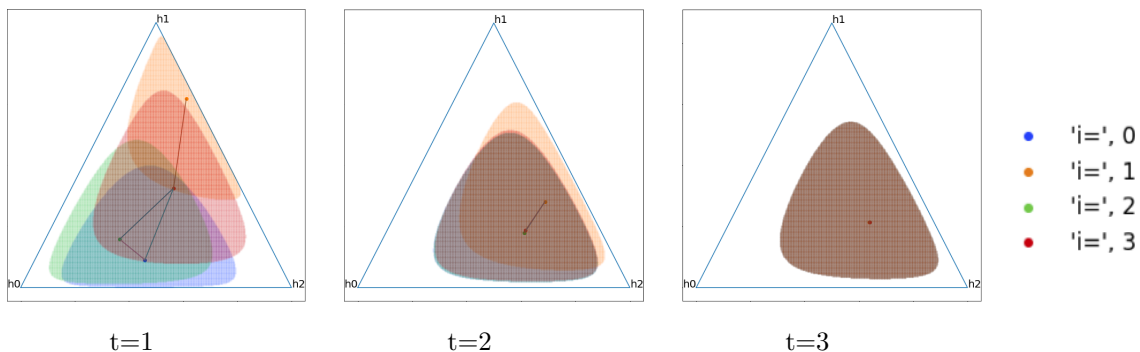


Figure 4: Each colored point inside a triangle represents the belief of a person i at time t . The corresponding colored region represents the KL region of the person i . A line that connects two points denotes that the corresponding two people are communicating.

5 Discussion

We presented a mathematical model of that allows for transmission of beliefs over a set of concepts both across people (horizontal) and across time (vertical). The model assumes structures over both individuals and concepts. Individuals' beliefs about a particular concept can change either because they are connected to an individual with different beliefs or because of a change in beliefs about a related concept. We analyzed three cases: static social network and concept structures, social network and concept structures that change at random over time, and structures that vary dynamically based on homophily.

For static and randomly changing networks, we proved that if indecomposability is satisfied by the initial (collection of) structures, then individuals in society will converge to a single group with the same beliefs. In the case of dynamically changing networks, we find a sufficient condition for heterogeneity to occur. We also provided lower bounds for the rate of convergence of the model for both static and changing networks. Our results align with previous studies showing rates of convergence slow with multidimensional transmission [33]. For network structures that dynamically change based on homophily, we find that the society could either

converge to a homogeneous distribution or sub groups with same beliefs and or to isolated individuals, based on a threshold on divergence between people and between beliefs. We proved conditions under which the lower bound on the number of groups is greater than one, thus identifying sufficient conditions under which individuals within society will converge to more than one group characterized by different beliefs.

Prior analyses of horizontal transmission have investigated richer social network structures, but have not considered learners who maintain distributions of beliefs. This research has focused on rate of transmission as a function of the connectivity pattern in the graph. Transmission is assumed to occur by copying a random neighbor in the graph. For example, small world network structures [2] yield rapid transmission to a large proportion of the network due to the short average minimal distance between individuals. Thus, it does not allow for the possibility of polarization.

Our findings differ from prior analyses of vertical transmission which consider static network structures and chains of individuals passing beliefs via random selection of data unidirectionally [20] which show that convergence to a stationary distribution. This analysis holds for cases where individuals do not receive information from the world, and for cases where they receive data from both their predecessor and the world [19]. Across these cases, individuals in society, after long enough, all hold the same beliefs up to some variance that depends on the amount of data sampled from the world.

For example, [44] considered vertical transmission of languages together with social structure. In their model, at each timepoint, a random learner was paired with a random neighbor and heard their language, updating their own language probabilistically based on their prior and that observation. The primary findings were that the distribution of languages over the society converged to the prior and that the degree to which neighbors in the graph spoke the same language depended on the social structure. Their study differed from ours in that they assumed each individual spoke only one language at a time, rather than maintaining a distribution and that individuals updated their language based on Bayesian inference. In contrast, we analyzed learners who maintained a distribution over beliefs and integrated information from prior timesteps with neighbors' evidence based on information integration theory [13, 16]. Most important, though, by allowing for both networks of individuals and concepts to adapt, we enable the potential emergence of heterogeneity in beliefs through homophily.

Our results suggest that homophily based networks, which dynamically change to connect people with similar beliefs, yield stable heterogeneity; however, simpler arrangements in which changes in network structure over time are not related to beliefs do not. An implication of this work is to focus attention on homophily as a critical component in shaping stable, long term differences in beliefs that define communities.

Evolution of beliefs is a type of collective learning in the absence of meaningful feedback on any ground truth [3]. Our model illustrates the importance of looking at vertical and horizontal transmission together: from a horizontal transmission perspective, any connected group of people converges to a society with a single belief distribution; while from a vertical transmission perspective, any connected structure leads to homogeneity convergence. When changes in horizontal structure accumulate over time because of homophily, we find stable heterogeneity. Collective intelligence requires differences in beliefs across individuals [27, 5] and is enabled by homophily. However, collective intelligence is endangered by extremes of homophily in which one only talks with those of like beliefs.

There remain a number of interesting open directions for future work including the death and birth of people and concepts, alternative models of transmission between neighbors, the possibility that people may obtain information from the environment, and the potential for dishonest actors who inject false information. Experimental or empirical work could attempt to calibrate our models to behavioral data which could produce more realistic models of the horizontal and vertical evolution of beliefs and potentially bound rates of convergence. Finally, our framework could be used to compare how the variation in the concept structure influences rates of convergence and possible to investigate the extent to which allocating concepts into disciplines impedes learning.

Acknowledgements

This research was supported in part by DARPA grant HR00112020039, NSF MRI 1828528, and NSF Inspire 1549981 to PS.

References

- [1] Daniel M Abrams, Haley A Yaple, and Richard J Wiener. Dynamics of social group competition: modeling the decline of religious affiliation. Physical Review Letters, 107(8):088701, 2011.
- [2] Réka Albert and Albert-László Barabási. Statistical mechanics of complex networks. Reviews of modern physics, 74(1):47, 2002.
- [3] Abdullah Almaatouq, Alejandro Noriega-Campero, Abdulrahman Alotaibi, PM Krafft, Mehdi Mous-said, and Alex Pentland. Adaptive social networks promote the wisdom of crowds. Proceedings of the National Academy of Sciences, 117(21):11379–11386, 2020.
- [4] Jac M Anthonisse and Henk Tijms. Exponential convergence of products of stochastic matrices. Journal of Mathematical Analysis and Applications, 59(2):360–364, 1977.
- [5] Jenna Bednar, Aaron Bramson, Andrea Jones-Rooy, and Scott Page. Emergent cultural signatures and persistent diversity: A model of conformity and consistency. Rationality and Society, 22(4):407–444, 2010.
- [6] Stefano Boccaletti, Vito Latora, Yamir Moreno, Martin Chavez, and D-U Hwang. Complex networks: Structure and dynamics. Physics reports, 424(4-5):175–308, 2006.
- [7] Stephen B Broomell and David V Budescu. Why are experts correlated? decomposing correlations between judges. Psychometrika, 74(3):531–553, 2009.
- [8] Cristian Candia, C Jara-Figueroa, Carlos Rodriguez-Sickert, Albert-László Barabási, and César A Hidalgo. The universal decay of collective memory and attention. Nature human behaviour, 3(1):82, 2019.
- [9] Claudio Castellano. Social influence and the dynamics of opinions: the approach of statistical physics. Managerial and Decision Economics, 33(5-6):311–321, 2012.
- [10] Dražen Cepić and Željka Tonković. How social ties transcend class boundaries? network variability as tool for exploring occupational homophily. Social Networks, 62:33–42, 2020.
- [11] Nick Chater, Joshua B Tenenbaum, and Alan Yuille. Probabilistic models of cognition: Conceptual foundations, 2006.
- [12] Pierre-Yves Chevalier, Vladimir V Gusev, Raphaël M Jungers, and Julien M Hendrickx. Sets of stochastic matrices with converging products: Bounds and complexity. arXiv preprint arXiv:1712.02614, 2017.
- [13] Joel B Cohen, Paul W Miniard, and Peter R Dickson. Information integration: An information processing perspective. ACR North American Advances, 1980.
- [14] Jean-Charles Delvenne, Renaud Lambiotte, and Luis EC Rocha. Diffusion on networked systems is a question of time or structure. Nature communications, 6(1):1–10, 2015.
- [15] William Feller. An Introduction to Probability Theory and Its Applications: 2d Ed. J. Wiley, 1957.
- [16] Cynthia J Frey and Thomas C Kinnear. Information integration theory: An alternative attitude model for consumer behavior. ACR North American Advances, 1980.

- [17] Francis Galton. Vox populi (the wisdom of crowds). *Nature*, 75(7):450–451, 1907.
- [18] Janko Gravner. Lecture notes for introductory probability. *Chapter*, 13:151–160, 2010.
- [19] Thomas L Griffiths and Michael L Kalish. A bayesian view of language evolution by iterated learning. In *Proceedings of the Annual Meeting of the Cognitive Science Society*, volume 27, 2005.
- [20] Thomas L Griffiths and Michael L Kalish. Language evolution by iterated learning with bayesian agents. *Cognitive science*, 31(3):441–480, 2007.
- [21] Chung-Yuan Huang, Tzai-Hung Wen, Yu-Hsiang Fu, Yu-Shiuan Tsai, et al. Epirank: Modeling bidirectional disease spread in asymmetric commuting networks. *Scientific reports*, 9(1):1–15, 2019.
- [22] Marc Keuschnigg and Christian Ganser. Crowd wisdom relies on agents’ ability in small groups with a voting aggregation rule. *Management science*, 63(3):818–828, 2017.
- [23] Kazi Zainab Khanam, Gautam Srivastava, and Vijay Mago. The homophily principle in social network analysis. *arXiv preprint arXiv:2008.10383*, 2020.
- [24] Simon Kirby, Mike Dowman, and Thomas L Griffiths. Innateness and culture in the evolution of language. *Proceedings of the National Academy of Sciences*, 104(12):5241–5245, 2007.
- [25] Aming Li, Sean P Cornelius, Y-Y Liu, Long Wang, and A-L Barabási. The fundamental advantages of temporal networks. *Science*, 358(6366):1042–1046, 2017.
- [26] Yezheng Liu, Lingfei Li, Hai Wang, Chunhua Sun, Xiayu Chen, Jianmin He, and Yuanchun Jiang. The competition of homophily and popularity in growing and evolving social networks. *Scientific reports*, 8(1):1–15, 2018.
- [27] James G March. Exploration and exploitation in organizational learning. *Organization science*, 2(1):71–87, 1991.
- [28] Miller McPherson, Lynn Smith-Lovin, and James M Cook. Birds of a feather: Homophily in social networks. *Annual review of sociology*, 27(1):415–444, 2001.
- [29] Yamir Moreno, Maziar Nekovee, and Amalio F Pacheco. Dynamics of rumor spreading in complex networks. *Physical review E*, 69(6):066130, 2004.
- [30] Yohsuke Murase, Hang-Hyun Jo, János Török, János Kertész, and Kimmo Kaski. Structural transition in social networks: The role of homophily. *Scientific reports*, 9(1):1–8, 2019.
- [31] Mark EJ Newman. The structure and function of complex networks. *SIAM review*, 45(2):167–256, 2003.
- [32] Alan Novaes Tump, Max Wolf, Jens Krause, and Ralf HJM Kurvers. Individuals fail to reap the collective benefits of diversity because of over-reliance on personal information. *Journal of the Royal Society Interface*, 15(142):20180155, 2018.
- [33] Scott E Page, Leonard M Sander, and Casey M Schneider-Mizell. Conformity and dissonance in generalized voter models. *Journal of Statistical Physics*, 128(6):1279–1287, 2007.
- [34] Romualdo Pastor-Satorras, Claudio Castellano, Piet Van Mieghem, and Alessandro Vespignani. Epidemic processes in complex networks. *Reviews of modern physics*, 87(3):925, 2015.
- [35] Hossein Pishro-Nik. Introduction to probability, statistics, and random processes. 2016.
- [36] Walter Quattrociocchi, Guido Caldarelli, and Antonio Scala. Opinion dynamics on interacting networks: media competition and social influence. *Scientific reports*, 4:4938, 2014.

- [37] Gareth Roberts and Maryia Fedzechkina. Social biases modulate the loss of redundant forms in the cultural evolution of language. Cognition, 171:194–201, 2018.
- [38] Jeffrey S Rosenthal. Minorization conditions and convergence rates for markov chain monte carlo. Journal of the American Statistical Association, 90(430):558–566, 1995.
- [39] Michelle Schatzman and Michelle Schatzman. Numerical analysis: a mathematical introduction. Oxford University Press on Demand, 2002.
- [40] Eugene Seneta. Non-negative matrices and Markov chains. Springer Science & Business Media, 2006.
- [41] Richard Serfozo. Basics of applied stochastic processes. Springer Science & Business Media, 2009.
- [42] Jordan W Suchow, David D Bourgin, and Thomas L Griffiths. Evolution in mind: Evolutionary dynamics, cognitive processes, and bayesian inference. Trends in cognitive sciences, 21(7):522–530, 2017.
- [43] Feng Wang, Haiyan Wang, Kuai Xu, Jianhong Wu, and Xiaohua Jia. Characterizing information diffusion in online social networks with linear diffusive model. In 2013 IEEE 33rd International Conference on Distributed Computing Systems, pages 307–316. IEEE, 2013.
- [44] Andrew Whalen and Thomas L Griffiths. Adding population structure to models of language evolution by iterated learning. Journal of Mathematical Psychology, 76:1–6, 2017.
- [45] Jacob Wolfowitz. Products of indecomposable, aperiodic, stochastic matrices. Proceedings of the American Mathematical Society, 14(5):733–737, 1963.
- [46] Xiu-Xiu Zhan, Alan Hanjalic, and Huijuan Wang. Information diffusion backbones in temporal networks. Scientific reports, 9(1):1–12, 2019.
- [47] Bin Zhou, Sen Pei, Lev Muchnik, Xiangyi Meng, Xiaoke Xu, Alon Sela, Shlomo Havlin, and H Eugene Stanley. Realistic modelling of information spread using peer-to-peer diffusion patterns. Nature Human Behaviour, pages 1–10, 2020.

Supplemental Material

A Markov chain theory-definitions and preliminaries

Below we summarize some definitions and preliminaries in Markov chain theory [35, 15, 18]

Definition A.1. Consider a Markov Chain with finite state space $X = 1, 2, \dots, N$ and denote the transition matrix by $P = (p_{ij})$. We say that state j is accessible from state i , if $p_{ij}^n > 0$ for some P^n . The states i and j belong to the same communicating class if they are accessible from each other.

Definition A.2. A state i has period d if any return to state i occurs in multiples of d time steps. That is, the period of a state i is called d if $d = \gcd\{n > 0 : Pr(X_n = i | X_0 = i) > 0\}$, where \gcd is the greatest common divisor. If $Pr(X_n = i | X_0 = i) = 0$ for all $n > 0$, then d is ∞ . If $d = 1$ then the state is called aperiodic.

A.1 Graph theoretic interpretation

Next, we will rephrase some of the above definitions in terms of graph theory. Associated with a finite state Markov chain of transition matrix $A_{r \times r}$, there is a directed graph G_A with a vertex set $V = \{1, \dots, r\}$ and an edge set $E \subset V \times V$. Each vertex corresponds to a state of A , and $(i, j) \in E$ if and only if $a_{ij} > 0$. A state j is *accessible* from state i , i.e. $i \rightarrow j \iff$ there exists a directed path from vertex i to vertex j . States j and i are *communicate*, i.e. $i \leftrightarrow j \iff$ there exists a directed path from i to j and a directed path from j to i . A graph G is called *strongly connected* if there exists a directed path between any pairs of vertices of G . Hence, *communicating classes* of $A \iff$ maximal strongly connected components of G_A . Moreover, each G_A induces a condensed graph \widehat{G}_A by combining vertices in each strong component into a ‘super-vertex’. It is clear that \widehat{G}_A must be *acyclic* (no edge loops). Then *recurrent states* of $A \iff$ states contained in leaf vertices of \widehat{G}_A (or roots, depends on our direction of edges).

Corresponding to a set of possible transition matrices $\mathcal{S} = \{A_1, \dots, A_l\}$ (between a fixed collection of states), there is a set of directed graphs $\mathcal{S}_{\text{graph}} = \{G_{A_1}, \dots, G_{A_l}\}$. Each graph in $\mathcal{S}_{\text{graph}}$ has exactly the same vertex set, whereas their edge sets may be different. Denote the graph formed by the union of graphs in $\mathcal{S}_{\text{graph}}$ by $G_{\mathcal{S}}$, i.e. $G_{\mathcal{S}}$ has the same vertex set as any G_{A_k} , and the edge set contains (i, j) if there exists a $k \in \{1, \dots, l\}$ such that G_{A_k} contains (i, j) .

For a time-inhomogeneous Markov chain, the state classification still make sense under the probability point of view:

Definition A.3. Given a Markov chain whose transition matrix is sampled from \mathcal{S} with respect to \mathbf{w} for each step, a state j is said to be *accessible* from state i if there exists a finite product of matrices from \mathcal{S} , denoted by C , such that $c_{ij} > 0$, which is equivalent to the existence of a directed path from i to j in $G_{\mathcal{S}}$. In particular, state j being accessible from state i implies that positive transition from i to j occurs infinitely often with probability 1 in any realization. (This is shown in the proof of Proposition 19 where C appears infinitely many times in any infinite product sampled from \mathcal{S} with probability 1). Similarly the definition for *communicating class* also generalizes. Hence by combining vertices in the same class, we have $\widehat{G}_{\mathcal{S}}$. A state is defined to be *recurrent* if it is contained in a leaf of $\widehat{G}_{\mathcal{S}}$, otherwise the state is *transient*.

Many critical features of a given Markov chain can be read off from its associated graph $\widehat{G}_{\mathcal{S}}$. For example, $\widehat{G}_{\mathcal{S}}$ has more than one connected components suggests there are at least two sets of states never communicate, hence every matrix in \mathcal{S} must be decomposable. Moreover, assume $\widehat{G}_{\mathcal{S}}$ is connected and has more than one leaf. If there exist two classes of recurrent states that are accessible from the same class of transient state, i.e. two leaf vertices in $\widehat{G}_{\mathcal{S}}$ have a common ancestor, then an i.i.d. sampled product diverges (not converge) with probability 1 for many choices of \mathcal{S} . In this case, recurrent states are eventually stabilized, but transient states are mixtures of recurrent states where the mixture weights varies as different transition matrices are sampled.

B Time homogeneous Markov chains

Proposition B.1. [18] *If the Markov chain is indecomposable and has period d , then for every pair of states i, j there exists an integer r , $0 \leq r \leq d - 1$, such that*

$$\lim_{k \rightarrow \infty} p_{ij}^{kd+r} = d \pi_j$$

and $p_{ij}^n = 0$ for all n such that $n \not\equiv r \pmod{d}$.

Proposition B.2. [18] *Suppose the Markov chain is decomposable and aperiodic. Then π is not unique. In particular,*

$$\lim_{n \rightarrow \infty} p_{ij}^n = h_i^C \pi_j$$

where h_i^C denotes the hitting probability of the closed class C with $j \in C$ starting from state i .

If the chain is decomposable and periodic use propositions B.1 and B.2.

Proof of Proposition 8. (i) If H is indecomposable and aperiodic, then H has a single stationary distribution $\pi = \{\pi_1, \dots, \pi_s\}$ [41]. Moreover $\lim_{n \rightarrow \infty} P^n M$ is a stochastic matrix (product of two stochastic matrices is a stochastic matrix). Denote $\lim_{n \rightarrow \infty} P^n M = (\alpha_{ij})_{r \times s}$. Then

$$\begin{aligned} \lim_{n \rightarrow \infty} Q_n = P^n M H^n &= \begin{pmatrix} \alpha_{11} & \dots & \alpha_{1s} \\ \vdots & \ddots & \vdots \\ \alpha_{r1} & \dots & \alpha_{rs} \end{pmatrix}_{(r \times s)} \cdot \begin{pmatrix} \pi_1 & \dots & \pi_s \\ \vdots & \ddots & \vdots \\ \pi_1 & \dots & \pi_s \end{pmatrix}_{(s \times s)} \\ &= \begin{pmatrix} \pi_1 & \dots & \pi_s \\ \vdots & \ddots & \vdots \\ \pi_1 & \dots & \pi_s \end{pmatrix}_{(r \times s)} \end{aligned}$$

since $\sum_{j=1}^s \alpha_{ij} = 1, \forall i$.

(ii) Proof follows by similar argument to (i).

(iii) Proof can be obtained by Proposition B.2 and (ii). □

Let the eigenvalues of A (counted with algebraic multiplicity) be $\lambda_0, \lambda_1, \dots, \lambda_{n-1}$. Without loss of generality take $\lambda_0 = 1$ and set $\lambda_* = \max_{1 \leq j \leq n-1} |\lambda_j|$. Then $\lambda_* \leq 1$. Moreover, if A is indecomposable then $|\lambda_*| < 1$.

Definition B.3. [39] **[Rate of convergence]** A sequence $\{x_n\}$ that converges to x^* is said to have order of convergence $q \geq 1$ and rate of convergence μ , if $\lim_{n \rightarrow \infty} \frac{|x_{n+1} - x^*|}{|x_n - x^*|^q} = \mu$

Proposition B.4. [38] *An indecomposable and aperiodic Markov chain converges to its stationary distribution geometrically quickly. In particular, if P is indecomposable and aperiodic then there exists a positive constant C such that for all $i, j = 1, \dots, N$*

$$|p_{ij}^n - \pi_j| \leq C \lambda_*^n$$

where $\pi = \{\pi_1, \dots, \pi_N\}$ is the stationary distribution.

C Time inhomogeneous Markov chains

Proposition C.1. [12] *Let S be a finite set of stochastic matrices of the same order. Any product of matrices from S converges to a rank one matrix if and only if every product of matrices in S is SIA.*

Proposition C.2. [45] *If one or more matrices in a product of matrices is scrambling, so is the product.*

Proposition C.3. [40] *Any stochastic scrambling matrix is SIA.*

Proof of Proposition 15. As a direct application of Proposition C.1, the assumption that every product of matrices in \mathcal{S}_P or/and \mathcal{S}_H (with repetitions allowed) is SIA implies either $\prod_{t=0}^T P_t$ or $\prod_{t=0}^T H_t$ converges to a rank one matrix as $T \rightarrow \infty$. Hence by proposition 8, $\prod_{t=0}^T P_t M \prod_{t=0}^T H_t$ converges to a rank one matrix as $T \rightarrow \infty$. \square

Proof of Proposition 17. According to Proposition C.1, any product of matrices from \mathcal{S} converges to a rank one matrix if and only if every product of matrices in \mathcal{S} is SIA. Hence we only need to check that every product of matrices in \mathcal{S} is SIA. Since product of stochastic matrices is still stochastic, Proposition C.3 - any stochastic scrambling matrix is SIA indicates that we only need to show that every product of matrices in \mathcal{S} is scrambling. And this holds as Proposition C.2 shows that if one or more matrices in a product of matrices is scrambling, so is the product. Thus we are done. \square

Definition C.4.

$$\delta(P) = \max_j \max_{i_1, i_2} |p_{i_1 j} - p_{i_2 j}|.$$

Thus $\delta(P)$ measures, in a certain sense, how different the rows of P are. If the rows of P are identical, $\delta(P) = 0$ and conversely.

Proof of Proposition 19. The only if direction: let B^1, B^2, \dots be a sequence formed by the i.i.d. fashion as described above that converges to a rank one matrix. Then according to Definition 16, $\lambda(B^1 B^2 \dots B^k)$ converges to 0 as $k \rightarrow \infty$. Thus, there exists $N \in \mathbb{Z}^+$ such that $\lambda(B^1 B^2 \dots B^N) < 1$, and so $B^1 B^2 \dots B^N$ is scrambling.

The if direction: let $C^1 C^2 \dots C^k$ be a finite product of matrices from \mathcal{S} that is scrambling, in particular, $\lambda(C^1 C^2 \dots C^k) < 1$. Note that $C^j = A_{i_j}$ for each j , where i_j is an integer in $\{1, \dots, l\}$. Then, for an i.i.d sampled sequence $\{B^1, B^2, \dots, B^k\}$ of length k , the portability $\mathcal{P}(\prod_{j=1}^{j=k} B^j \neq \prod_{j=1}^{j=k} C^j) = 1 - \prod_{j=1}^{j=k} w_{i_j}$ is less than 1. Hence the probability of $C^1 C^2 \dots C^k$ appears infinitely many times in a infinite sequence $\{B^1, B^2, \dots\}$ is 1. Thus with probability 1, $\delta(\prod_{j=1}^{\infty} B_j) \leq [\lambda(C^1 C^2 \dots C^k)]^N$ for any given N . Note that $\delta(\prod_{j=1}^{\infty} B_j) \leq [\lambda(C^1 C^2 \dots C^k)]^N \rightarrow 0$ as $N \rightarrow \infty$. This implies that $\{B^1, B^2, \dots\}$ converges to a rank matrix. \square

Proof of Corollary 21. According to Proposition 19, we only need to show that (1) $\widehat{G}_{\mathcal{S}}$ is connected and has one leaf is equivalent to (2) a finite product of matrices from \mathcal{S} is scrambling.

(2) \implies (1): We will prove by contradiction. It is clear that $\widehat{G}_{\mathcal{S}}$ must be connected, otherwise all product of matrices from \mathcal{S} must be decomposable. Now assume that $\widehat{G}_{\mathcal{S}}$ is connected but has more than one leaf, and let S_1 and S_2 be sets of states contained in two different leaf vertices. Then any directed edge path starts from $s_i \in S_i$ must terminate at a vertex in S_i for $i = 1, 2$. Hence for any finite product C from \mathcal{S} , $c_{s_i, j} = 0$ if $j \notin S_i$. In particular, this implies that row s_1 and row s_2 of C have positive elements in different columns. Therefore ergodic coefficient of C : $\gamma(C) = \min_{i_1, i_2} \sum_j \min(c_{i_1, j}, c_{i_2, j}) = \sum_j \min(c_{s_1, j}, c_{s_2, j}) = 0$, and $\lambda(C) = 1 - \gamma(C) = 1 \implies C$ is not scrambling. This is contradict to (2).

(1) \implies (2): We will prove by constructing a scrambling finite product. Denote the states contained in the leaf by S_1 and all the other states by S_2 . Based on any two states in S_1 are communicate, it is easy to check that there exists a product C of \mathcal{S} such that $c_{i, j} > 0$ for any $i, j \in S_1$. For any $k \in S_2$, since $\widehat{G}_{\mathcal{S}}$ is

connected, there exists a directed path from k to S_1 . Hence, there exists a product D^k such that $d_{k,j}^k > 0$ for some $j \in S_1$. Further note that for each $i \in S_1$, $d_{i,j}^k > 0$ must hold for some $j \in S_1$ as S_1 is a leaf. Combining the above features of D^k and C , one may check that the product $E = (\prod_{k \in S_2} D^k)C$ satisfies that $e_{ij} > 0$ for any $j \in S_1$, which indicates that $\lambda(E) < 1$, i.e. E is scrambling. \square

Proof of Corollary 22. At each time t , the transition matrix is a random variable, denoted by X^t as before. Then the expected transition matrix is $\mathbb{E}(X^t) = \sum_{k=1}^{k=l} w_k \cdot A_k \triangleq \bar{A}$. Hence, the expectation of an i.i.d. sampled product of length N is $\mathbb{E}(X^1 \dots X^N) = \mathbb{E}(X^1) \dots \mathbb{E}(X^N) = \bar{A}^N \rightarrow \bar{A}^\infty$, as $N \rightarrow \infty$. \bar{A}^∞ exists since \bar{A} is a stochastic matrix. \square

D Computational framework: dynamic, homophily-based networks

Algorithm 1: Homophily based networks

Inputs: ϵ_p = threshold for P , ϵ_h = threshold for H , N =max number of steps, r = number of people, s = number of concepts.

Initialize: $M = (m_{ij})_{r \times s}$ using a Dirichlet distribution

$P_0 = I_{r \times r}$, $H_0 = I_{s \times s}$, $Q_0 = P_0 M H_0$

for $t = 1$ to N **do**

$$KL(\mathbf{p}_i, \mathbf{p}_j) = \sum_{\beta_k \in \mathcal{H}} m_{ik} \log \left(\frac{m_{ik}}{m_{jk}} \right),$$

$$P_t = (p_{ij}) \text{ where } p_{ij} = \begin{cases} \sigma(KL(\mathbf{p}_i, \mathbf{p}_j)), & \text{if } KL(\mathbf{p}_i, \mathbf{p}_j) < \epsilon_p \\ 0, & \text{otherwise} \end{cases}$$

\widehat{P}_t =row normalize P_t

$\widehat{M} = (\hat{m}_{ij})$ =column normalize M

$$KL(\mathbf{h}_i, \mathbf{h}_j) = \sum_{\alpha_k \in \mathcal{P}} \hat{m}_{ki} \log \left(\frac{\hat{m}_{ki}}{\hat{m}_{kj}} \right),$$

$$H_t = (h_{ij}) \text{ where } h_{ij} = \begin{cases} \sigma(KL(\mathbf{h}_i, \mathbf{h}_j)), & \text{if } KL(\mathbf{h}_i, \mathbf{h}_j) < \epsilon_h \\ 0, & \text{otherwise} \end{cases}$$

H_t =row normalize H_t

$Q_t = P_t Q_{t-1} H_t$

$M = Q_t$
