

Living in a Non-Flat Universe: Theoretical Formalism

Sandra Baumgartner^a, and Jaiyul Yoo^{a,b}

^a Center for Theoretical Astrophysics and Cosmology, Institute for Computational Science
University of Zürich, Winterthurerstrasse 190, CH-8057, Zürich, Switzerland

^b Physics Institute, University of Zürich, Winterthurerstrasse 190, CH-8057, Zürich, Switzerland

September 2, 2022

Abstract

Recent analysis of the Planck measurements opened a possibility that we live in a non-flat universe. Given the renewed interest in non-zero spatial curvature, here we re-visit the light propagation in a non-flat universe and provide the gauge-invariant expressions for the cosmological probes: the luminosity distance, galaxy clustering, weak gravitational lensing, and cosmic microwave background anisotropies. With the positional dependence of the spatial metric, the light propagation in a non-flat universe is much more complicated than in a flat universe. Accounting for all the relativistic effects and including the vector and tensor contributions, we derive the expressions for the cosmological probes and explicitly verify their gauge invariance. We compare our results to previous work in a non-flat universe, if present, but this work represents the first comprehensive investigation of the cosmological probes in a non-flat universe. Our theoretical formalism in a non-flat universe will play a crucial role in constraining the spatial curvature in the upcoming large-scale surveys.

¹sandra.baumgartner@uzh.ch,

jyoo@physik.uzh.ch

Contents

| | | |
|----------|---|-----------|
| 1 | Introduction | 1 |
| 2 | Background Universe with a Non-Zero Spatial Curvature | 3 |
| 2.1 | Metric convention | 3 |
| 2.2 | Tetrad and photon wave vectors | 5 |
| 2.3 | Light propagation | 6 |
| 2.4 | Comoving angular diameter distance | 7 |
| 3 | Inhomogeneous Universe with a Non-Zero Spatial Curvature | 8 |
| 3.1 | Perturbed FRW metric and gauge transformation | 8 |
| 3.2 | Tetrad and photon wave vectors | 10 |
| 3.3 | Conformal transformation for photon wave vector | 12 |
| 3.4 | Solution to the geodesic equation | 14 |
| 3.5 | Source position at the observed redshift | 19 |
| 4 | Cosmological Observables in a Non-Flat Universe | 23 |
| 4.1 | Luminosity distance: Physical area | 23 |
| 4.2 | Galaxy clustering: Physical volume | 27 |
| 4.3 | Weak gravitational lensing: Observed shear and convergence | 30 |
| 4.4 | Cosmic microwave background anisotropies | 36 |
| 5 | Expressions in a nearly flat universe | 38 |
| 6 | Comparison to previous work | 41 |
| 6.1 | Sasaki 1987 | 41 |
| 6.2 | Di Dio et al. 2016 | 41 |
| 7 | Summary and Discussion | 43 |
| A | Coordinates in a non-flat universe | 44 |
| A.1 | Stereographic projection for $K > 0$ | 44 |
| A.2 | Projection for $K < 0$ | 46 |
| B | Derivation of the tangential distortion | 47 |

1 Introduction

The spatial curvature K of the Universe is one of the important cosmological parameters that determine the fate of our Universe. Given the theoretical preference that the inflationary expansion in the early Universe naturally suppresses the curvature parameter Ω_k , cosmological models with non-zero spatial curvature have been studied far less than those in a flat universe. However, there exist inflationary scenarios with a non-zero spatial curvature [1–7], and more importantly, recent Planck analysis of CMB anisotropies allows a small but non-zero value of spatial curvature. Indeed, combining the

Planck temperature and polarization power spectra with lensing data gives $\Omega_k = -0.0106 \pm 0.0065$ [8]. Furthermore, it was shown [9–12] (see, however, [13]) that a closed universe can not only explain the anomalous lensing amplitude in the Planck data, but also reduce tensions between CMB measurements and supernova observations at low redshift. A non-zero spatial curvature, on the other hand, gives rise to the heightened discordances with most of the low-redshift cosmological observables, including BAO measurements in galaxy clustering [9–12]. It was shown in [14–16] that Cosmic Chronometer measurements can be combined with several other data sets to derive constraints on the curvature parameter. Given the renewed interest in spatial curvature and the recent observational constraints (e.g. [17, 18]), here we revisit the light propagation in a non-flat universe and investigate its impact on the cosmological observables.

In the past, the implication of a non-zero spatial curvature in cosmology has been extensively studied. In a non-flat universe, the eigen-modes of the Helmholtz equation change dramatically, compared to the standard Fourier modes in a flat universe (see e.g., [19, 20]). In particular, the finite volume of a closed universe is revealed in the discreteness of eigen-modes. The contribution of gravitational waves generated during inflation to the CMB anisotropy in an open Universe was studied in [4], and it was shown [1–3] that quantum fluctuations in the inflaton field induce variations in the spatial curvature. Given the large level arm, the effects of a non-zero spatial curvature have been well studied [21–28] for cosmic microwave background (CMB) anisotropies (see, [27, 28] for review). Calculations of the CMB anisotropies in an open universe for both adiabatic and isothermal fluctuations have been carried out in [22] (see also [21]). An efficient method to compute the CMB anisotropies was developed in [23] by applying the line-of-sight integral method to the Boltzmann equation, and the total angular momentum method was generalized [24] to non-flat FRW universes. [25] examines the generation and propagation of the polarization of the CMB for both flat and non-flat geometries, and [26] discusses the contribution of gravitational waves to the CMB anisotropy for arbitrary spatial curvature. A method for calculating CMB anisotropies in a curved Friedmann universe was implemented in the Boltzmann code CLASS [21].

Relatively less attention was paid in literature to the low-redshift cosmological observables in a non-flat universe such as the luminosity distance, galaxy clustering, and weak gravitational lensing. A pioneering work on the luminosity distance was performed in [29], where a general formula for the magnitude-redshift and distance-redshift relations were derived for a universe with arbitrary constant spatial curvature. The anisotropies of the luminosity distance were also computed in [30, 31]. For galaxy clustering, it was [32] that first generalizes the expression for the general relativistic galaxy number counts to spatially curved universes. Finally, a method to determine simultaneously the angular diameter distance and the curvature of the universe using weak-lensing data is described in [33]. In Section 6, we will compare our results to those in these early papers in more detail.

Despite the rich history in literature, the light propagation in a non-flat universe has *not* been fully understood. For example, a simple prescription for a non-flat universe is to use the formulas derived in a flat universe, but to replace all the background angular diameter distances with those in a non-flat universe. While this method has been widely used in literature, it is not a complete and consistent treatment, but an approximation. In particular, the recent work [34–39] shows that there exist numerous and subtle relativistic effects associated with the light propagation and observations. Given this development, here we critically re-examine the light propagation in an inhomogeneous universe with a non-zero spatial curvature, closely following the gauge-invariant formalism in [40, 41], but generalizing it to a non-flat universe. We find that due to the positional dependence of the spatial metric in a non-flat universe, the background solution to the photon geodesic equation is not a solution to the background geodesic equation at a position deviating from a straight path in an inhomogeneous universe, an extra complication, compared to the light propagation in a flat universe. Consequently,

the light path in a non-flat universe is much more complicated than previously computed. We then investigate the impact on the cosmological observables.

The organization of this paper is as follows. We start by discussing the homogeneous and isotropic, non-flat background universe in Sec. 2. Specifically, we introduce the (background) metric and the tetrad vectors to relate physical quantities in the observer rest frame to FRW coordinates in Secs. 2.1 and 2.2 respectively. The light propagation in this background universe is discussed in Sec. 2.3, and we finish this section with the expression for the comoving angular diameter distance in a non-flat universe in Sec. 2.4. We then introduce perturbations around this background universe in Sec. 3. The perturbed FRW metric is introduced in Sec. 3.1, followed by the derivation of the tetrad vectors in an inhomogeneous universe in Sec. 3.2. We introduce a conformal transformation in Sec. 3.3, which we use in Sec. 3.4 to compute the light propagation path. The source position on the light path is derived in FRW coordinates in Sec. 3.5. In Section 4, we proceed by determining expressions for cosmological observables in a non-flat universe, such as the luminosity distance and its fluctuation in Sec. 4.1, the observed volume in Sec. 4.2 and the observed lensing shear and convergence in Sec. 4.3. We briefly discuss the collisionless Boltzmann equation in Sec. 4.4. We present useful approximate formulas for the cosmological observables, when the curvature density can be treated as a small perturbation in Sec. 5. Finally, we compare our result to previous work about non-zero curvature in Sec. 6 and finish with a summary and discussion in Sec. 7. We explain the geometric relation between the standard coordinate and our coordinate choice in App. A and we present detailed derivations of the angular solution to the geodesic equation and the angular distortion of the observed source position in App. B. We summarize our notation convention in Table 1.

2 Background Universe with a Non-Zero Spatial Curvature

Here we introduce the metric used to model the background universe with a non-zero spatial curvature and briefly discuss the light propagation with focus on the difference compared to the case in a flat universe.

2.1 Metric convention

For a non-vanishing spatial curvature ($K \neq 0$), the Robertson-Walker metric is

$$ds^2 = -a^2 d\eta^2 + a^2 \left[\frac{d\tilde{r}^2}{1 - K\tilde{r}^2} + \tilde{r}^2 d\Omega^2 \right] = -a^2 d\eta^2 + a^2 [d\tilde{\chi}^2 + \tilde{r}^2 d\Omega^2] , \quad (2.1)$$

where the scale factor $a(\eta)$ is a function of conformal time η and the comoving angular diameter distance \tilde{r} is related to the spatial curvature K as

$$\tilde{r} = \frac{1}{\sqrt{K}} \sin \sqrt{K} \tilde{\chi} \quad \text{for } K > 0 , \quad \tilde{r} = \frac{1}{\sqrt{-K}} \sinh \sqrt{-K} \tilde{\chi} \quad \text{for } K < 0 , \quad (2.2)$$

in terms of the comoving radial coordinate $\tilde{\chi}$

$$d\tilde{\chi}^2 = \frac{d\tilde{r}^2}{1 - K\tilde{r}^2} . \quad (2.3)$$

Mind the notation \tilde{r} for the comoving angular diameter distance. For a positive curvature $K > 0$, the three-hypersurface is a sphere in a four-dimensional space with radius $R_K := 1/\sqrt{K}$, in which the comoving angular diameter distance \tilde{r} is the radius of lower three dimension of the sphere

$$\tilde{r}^2 = \tilde{x}_1^2 + \tilde{x}_2^2 + \tilde{x}_3^2 = R_K^2 \sin^2 \Theta \leq \frac{1}{K} , \quad (2.4)$$

| Symbols | Definition of the symbols | Equations |
|--|--|---------------------------|
| r | radial coordinate | Sec. 2.1 |
| \tilde{r} | comoving angular diameter distance | Sec. 2.1 |
| $\tilde{\chi}$ | comoving radial coordinate | Sec. 2.1 |
| ω, n^i | photon angular frequency & observed angular direction | (2.13) |
| $\alpha, \mathcal{B}_\alpha, C_{\alpha\beta}$ | perturbations of the FLRW metric tensor | (3.1) |
| $\alpha, \beta, \varphi, \gamma$ | scalar metric perturbations | (3.2) |
| $B_\alpha, C_\alpha, C_{\alpha\beta}$ | vector and tensor metric perturbations | (3.2) |
| ξ^μ, T, L, L^α | coordinate transformation & its decomposition | (3.10) |
| $\alpha_\chi, \varphi_\chi, \Psi_\alpha$ | scalar and vector gauge-invariant variables | (3.16), (3.17) |
| u^μ, V_α | four-velocity & gauge-invariant velocity variable | (3.18), (3.22) |
| e_a^μ | Local tetrad basis ($e_0^\mu = u^\mu, e_i^\mu$) | Sec. 3.2 |
| $\delta e_i^\eta, \delta e_i^\alpha$ | perturbations to the spatial tetrad vectors | (3.24) |
| Ω^i | orientation of the local tetrad basis | (3.30) |
| $\bar{\eta}_0, \bar{t}_0$ | age of the (homogeneous) Universe | (2.23), (3.36) |
| $\delta\eta_o, \delta x_o^\alpha$ | coordinate lapse and shift of the observer position | (3.35), (3.36) |
| $\hat{k}^\mu, \delta\nu, \delta N^\alpha$ | conformally transformed photon wave vector & its perturbations | (3.38), (3.41) |
| N^α | unit directional 3-vector (in a FRW coordinate) | (3.42) |
| θ^i, ϕ^i | unit directions perpendicular to n^i (in observer rest-frame) | (3.70) |
| $\Theta^\alpha, \Phi^\alpha$ | unit directional 3-vectors perpendicular to N^α | (3.84) |
| $\bar{\eta}_z, \lambda_z$ | quantities expressed at the observed redshift z | (3.95) |
| δz | perturbation in the observed redshift z | (3.96), (3.98) |
| $\bar{r}_z \equiv \bar{r}_{\lambda_z}$ | background radial coordinate at the observed redshift z | (2.19) |
| $\Delta\lambda_s$ | perturbation in the affine parameter at the source position | (3.100) |
| $\Delta\eta_s, \Delta x_s^\alpha$ | deviation of the source position from the inferred position | (3.101), (3.104) |
| $\delta r, \delta\theta, \delta\phi$ | geometric decomposition of the spatial deviation | (3.118), (3.110), (3.114) |
| $\tilde{\delta r}$ | deviation of the source angular diameter distance | (3.121) |
| $\delta\tilde{\chi}$ | radial distortion in a tilde coordinate | (3.123) |
| $\mathcal{D}_L, \mathcal{D}_A$ | luminosity distance & angular diameter distance | (4.1) |
| $\delta\mathcal{D}$ | distance fluctuation | (4.2), (4.27) |
| $g, \delta g$ | metric determinant & its perturbation | (4.6) |
| n_s^μ | photon propagation direction at the source position | (4.7) |
| κ | lensing convergence | (4.19) |
| δV | dimensionless volume fluctuation | (4.29), (4.48) |
| Δs^α | perturbation to the extended source size | (4.51) |
| $n_s^i = (\theta_s, \phi_s)$ | photon propagation direction in the source rest-frame | (4.56) |
| $\Delta\theta, \Delta\phi$ | perturbations in the source angle ($\theta_s = \theta + \Delta\theta, \phi_s = \phi + \Delta\phi$) | (4.57) |
| $\Delta\theta_s^i, \Delta\phi_s^i$ | perturbations to the source angular vectors θ_s^i & ϕ_s^i | (4.58) |
| $\Omega^n, \Omega^\theta, \Omega^\phi$ | decomposition of the rotation vector Ω^i | (4.65) |
| $\hat{\kappa}, \hat{\gamma}_{1,2}, \hat{\omega}$ | physical lensing observables (convergence, shear & rotation) | (4.79), (4.84), (4.85) |

Table 1: Notation convention used in the paper

and the comoving radial coordinate $\tilde{\chi} = R_K\Theta$ is the length of the arc in terms of the polar angle Θ in 4D. Naturally, the range of \tilde{r} is limited to R_K . A similar parametrization can be obtained for a

negative curvature with hyperbolic function ($R_K^2 = -1/K > 0$). Given a length unit L , we can re-scale the coordinates

$$K \rightarrow \frac{K}{|K|L^2}, \quad \tilde{r} \rightarrow \sqrt{|K|}\tilde{r}L, \quad a \rightarrow \frac{a}{L\sqrt{|K|}}, \quad \eta \rightarrow \eta L\sqrt{|K|}, \quad (2.5)$$

and the metric remains invariant, while the dimensionful spatial curvature K is then re-scaled as $K = 0, \pm 1$ in a new unit system. However, we keep general the spatial curvature K and the curvature parameter $\Omega_K = -Kc^2/H_0^2$, where H_0 is the Hubble parameter today.

Another useful representation of a non-flat Universe can be obtained by a conformal transformation to a untilde coordinate

$$\tilde{r} =: \frac{r}{1 + \frac{K}{4}r^2}, \quad 1 - K\tilde{r}^2 = \left(\frac{1 - \frac{K}{4}r^2}{1 + \frac{K}{4}r^2} \right)^2, \quad (2.6)$$

and its geometrical relation is

$$\frac{1}{2}r_{\pm} = \frac{1}{K\tilde{r}} \left[1 \pm \sqrt{1 - K\tilde{r}^2} \right], \quad (2.7)$$

where r_{\pm} is the radius in a 3D plane projected from a non-flat space in 4D. For $K > 0$, the Northern and the Southern hemispheres of a 3D sphere are projected into $r_+ = R_K \sim \infty$ and $r_- = 0 \sim R_K$, while a 3D hyperbola is projected into $r_- = 0 \sim R_K$. For both cases, the solid angle in the lower three dimension ($i = 1, 2, 3$) is preserved

$$\frac{\tilde{x}_i}{\tilde{r}} = \frac{x_i}{r}. \quad (2.8)$$

The geometric meaning of the projection is discussed in Appendix A. The advantage of this parametrization is that the spatial metric becomes diagonal

$$ds_3^2 = \frac{a^2}{\left(1 + \frac{K}{4}r^2\right)^2} (dr^2 + r^2 d\Omega^2) = \frac{a^2}{\left(1 + \frac{K}{4}r^2\right)^2} (dx_1^2 + dx_2^2 + dx_3^2), \quad (2.9)$$

whereas the original metric in Eq. (2.1) is *not* diagonal in a rectangular coordinate. While the conformal transformation preserves the angles (θ, ϕ) in the original metric, it should be noted that the comoving angular diameter distance is \tilde{r} , not r , which is then related to the physical angular diameter distance with $(1 + z)$ factor. As our interest lies in the light propagation in an inhomogeneous universe, it is computationally convenient to work in a rectangular coordinate. We will mainly use Eq. (2.9) for the following computations.

2.2 Tetrad and photon wave vectors

To relate the physical quantities in the observer rest frame to FRW coordinates, we consider four orthonormal tetrad vectors in the background universe

$$\bar{e}_0^\mu = \frac{1}{a} (1, 0), \quad \bar{e}_i^\mu = \frac{1}{a} [0, f_K(r)\delta_i^\alpha], \quad i = x, y, z, \quad (2.10)$$

where we defined a function

$$f_K(r) := 1 + \frac{K}{4}r^2, \quad (2.11)$$

representing the deviation from a flat space and the Kronecker delta is related to the three-metric

$$ds_3^2 = a^2 \bar{g}_{\alpha\beta} dx^\alpha dx^\beta, \quad \bar{g}_{\alpha\beta} := \frac{\delta_{\alpha\beta}}{f_K^2(r)}, \quad \bar{g}^{\alpha\beta} = f_K^2(r) \delta^{\alpha\beta}. \quad (2.12)$$

We used bars to indicate that they are the quantities in the background universe, while the same quantities without bars will be those in an inhomogeneous universe. We will use the indices μ, ν, \dots to represent the spacetime components, while the indices α, β, \dots represent the spatial components. The tetrad vectors represent the local time and spatial directions of the observer rest frame in a FRW coordinate [42].

An observer moving with a timelike four-velocity $\bar{u}^\mu = \bar{e}_0^\mu$ at a given spacetime position measures the photon angular frequency ω and the observed angular direction (θ, ϕ) . The photon wave vector in the observer rest frame is then written as

$$k^a = \omega(1, -n^i), \quad 1 = \delta_{ij} n^i n^j, \quad a \in (0, x, y, z), \quad i, j \in (x, y, z), \quad (2.13)$$

and it can be readily expressed in a FRW coordinate as

$$\bar{k}^\mu = \bar{e}_a^\mu k^a = \frac{\omega}{a} [1, -N^\alpha], \quad N^\alpha := f_K(r) n^i \delta_i^\alpha, \quad (2.14)$$

where $n^i = (\sin \theta \cos \phi, \sin \theta \sin \phi, \cos \theta)$ is a unit spatial directional vector in the observer rest frame (or Minkowski space) and N^α is a unit 3-vector based on $\bar{g}_{\alpha\beta}$. Note that the wave vector k^a in the observer rest frame is independent of FRW coordinates and also independent of whether the Universe is homogeneous or inhomogeneous. The null condition for the photon wave vector is trivially satisfied.

2.3 Light propagation

Now we consider a null path or light propagation in a homogeneous universe. The photon wave vector \bar{k}^μ we derived is one at the observer position, since it is expressed in terms of the physical frequency and angular direction measured by the observer in the rest frame. However, due to the symmetry in the background universe, its parametrization is indeed identical at all positions, with ω and a evaluated at the given spacetime position of a fictitious observer. One subtlety we will discuss later is the unit directional vector n^i , which is only defined in the observer rest frame with Minkowski metric and hence is independent of FRW coordinates. This difference is irrelevant in a homogeneous universe, though.

The light propagation in a homogeneous universe is a straight path, given the geometry encoded in $\bar{g}_{\alpha\beta}$. On a straight path emanating from the coordinate origin, any observers will record the same angular directions n^i in their own rest frame, in which the local coordinate is aligned with the FRW coordinate. The geodesic equation for the photon wave vector \bar{k}^μ yields the well-known results:

$$\omega \propto \frac{1}{a}, \quad N^{\alpha'} = 0, \quad 0 = N^\beta N^\alpha{}_{|\beta}, \quad (2.15)$$

valid for any spatial curvature, where the prime and the vertical bar indicate the time derivative and the covariant derivative with respect to η and $\bar{g}_{\alpha\beta}$, respectively. With the metric in Eq. (2.9), first we can compute the spatial derivative of the function f_K and the Christoffel symbol

$$f_{K,\alpha} = \frac{K}{2} \delta_{\alpha\beta} x^\beta, \quad \bar{\Gamma}_{\beta\gamma}^\alpha = -\frac{K}{2f_K} \left(\delta_\beta^\alpha \delta_\gamma^\delta x^\delta + \delta_\gamma^\alpha \delta_\beta^\delta x^\delta - \delta_{\beta\gamma} x^\alpha \right), \quad (2.16)$$

and we can then explicitly verify that our parametrization for N^α indeed satisfies the geodesic equation in (2.15), *on the condition* that the evaluation point x^α is on a straight photon path, i.e.,

$x^\alpha = r n^i \delta_i^\alpha$. In a flat universe, this condition is not needed, and Eq. (2.15) is always satisfied with $N^\alpha \rightarrow n^i \delta_i^\alpha$ (or $f_k \rightarrow 1$). However, since N^α depends on a position r in a non-flat universe, the evaluation position must be on a straight path, or the solution of the geodesic equation. In an inhomogeneous universe, where the photon path deviates from a straight path, Eq. (2.15) is *not* satisfied on an inhomogeneous photon path, though the full geodesic equation including perturbations to N^α is of course satisfied (further details in Section 3).

2.4 Comoving angular diameter distance

Without resorting to the photon wave vector, a position on the photon path in a homogeneous universe can be readily obtained by using the null metric $ds^2 = 0$ and a straight radial path $d\Omega = 0$ as

$$d\bar{\eta} = -\frac{d\bar{r}}{f_k(\bar{r})}, \quad (2.17)$$

where we used the notation $\bar{\eta}$ and \bar{r} to indicate that these are the solutions to the geodesic equation in a homogeneous universe (i.e., they are not just coordinates). By introducing an affine parameter λ for the path

$$\frac{d\bar{\eta}}{d\lambda} \equiv 1, \quad \bar{\eta}_\lambda - \bar{\eta}_\bar{o} = \lambda = -\int_0^{z_\lambda} \frac{dz}{H(z)}, \quad (2.18)$$

we can integrate the radial part to obtain the parametrized solution

$$-\frac{d\bar{r}}{f_k(\bar{r})} = d\lambda, \quad \bar{r}_\lambda = \begin{cases} \frac{2}{\sqrt{K}} \tan\left(-\frac{\sqrt{K}}{2}\lambda\right) & K > 0 \\ -\lambda & K = 0 \\ \frac{2}{\sqrt{|K|}} \tanh\left(-\frac{\sqrt{|K|}}{2}\lambda\right) & K < 0 \end{cases}, \quad (2.19)$$

where the subscript \bar{o} represents the observer position in a homogeneous universe and $H(z)$ is the Hubble parameter at redshift z . This solution is then related to the comoving angular diameter distance \bar{r} by Eq. (2.6) as

$$\bar{r}_\lambda = \begin{cases} \frac{1}{\sqrt{K}} \sin\left(-\sqrt{K}\lambda\right) & K > 0 \\ -\lambda & K = 0 \\ \frac{1}{\sqrt{|K|}} \sinh\left(-\sqrt{|K|}\lambda\right) & K < 0 \end{cases}. \quad (2.20)$$

Furthermore, we obtain from Eq. (2.1)

$$d\bar{\eta} = d\lambda = -d\bar{\chi}, \quad \bar{\chi} = -\lambda, \quad (2.21)$$

for the photon path in a homogeneous universe. Mind that the physical angular diameter distance is

$$a\tilde{r} = \frac{ar}{f_k(r)} \neq ar. \quad (2.22)$$

Note that we chose the observer in the background universe to be located at the spatial origin, with conformal time coordinate $\bar{\eta}_\bar{o}$:

$$\bar{x}_\bar{o}^\mu = (\bar{\eta}_\bar{o}, 0), \quad \bar{r}_\bar{o} = 0, \quad \bar{\eta}_\bar{o} = \int_0^\infty \frac{dz}{H(z)}. \quad (2.23)$$

3 Inhomogeneous Universe with a Non-Zero Spatial Curvature

Here we compute the light propagation in an inhomogeneous universe with a non-zero spatial curvature K . The light propagation in a non-flat universe has been studied in the past, extensively in the context of cosmic microwave background [21–28, 43–45], but also for luminosity distance [29–31] and galaxy clustering [32], which we will re-visit in Section 4. While relatively simple in a background universe with a non-zero curvature, the light propagation in an inhomogeneous universe involves many subtle points in the computation of a photon path. As discussed in Section 2, the background solution is *not* a solution in an inhomogeneous universe, because it depends on a position, which makes the computation substantially more complicated, compared to the case in a flat universe. We proceed step by step, paying particular attention to the subtle difference in the light propagation in a non-flat universe.

3.1 Perturbed FRW metric and gauge transformation

To account for inhomogeneities in our Universe, we introduce small deviations around the background metric

$$ds^2 = -a^2(1 + 2\alpha)d\eta^2 - 2a^2\mathcal{B}_\alpha d\eta dx^\alpha + a^2(\bar{g}_{\alpha\beta} + 2\mathcal{C}_{\alpha\beta})dx^\alpha dx^\beta, \quad (3.1)$$

where the non-flat nature of 3-hypersurface is encoded in the spatial metric $\bar{g}_{\alpha\beta}$ in Eq. (2.12) and we assumed a rectangular coordinate (note that $\bar{g}_{\alpha\beta} \neq \delta_{\alpha\beta}$). We further decompose the metric tensor into scalar, vector, and tensor, according to the symmetry in 3-hypersurface as

$$\mathcal{B}_\alpha =: \beta_{,\alpha} + B_\alpha, \quad \mathcal{C}_{\alpha\beta} =: \varphi \bar{g}_{\alpha\beta} + \gamma_{,\alpha|\beta} + C_{(\alpha|\beta)} + C_{\alpha\beta}, \quad (3.2)$$

where the comma represents the coordinate derivative and the round bracket indicates a symmetrization of the indices $C_{(\alpha|\beta)} := (C_{\alpha|\beta} + C_{\beta|\alpha})/2$. Even in a rectangular coordinate, the covariant derivative (vertical bar) is different from a coordinate derivative due to the non-vanishing spatial curvature K and the Christoffel symbol $\bar{\Gamma}_{\beta\gamma}^\alpha$. Two vectors B_α , C_α and the tensor $C_{\alpha\beta}$ are transverse, and the traceless condition is further imposed for the tensor $C_{\alpha\beta}$.

The scalar component β in the off-diagonal metric is trivially obtained by using the transverse condition for the vector component B_α as

$$\nabla^\alpha B_\alpha = 0, \quad \beta = \Delta^{-1} \nabla^\alpha \mathcal{B}_\alpha, \quad (3.3)$$

and hence the vector component of the off-diagonal metric is

$$B_\alpha = \mathcal{B}_\alpha - \nabla_\alpha \Delta^{-1} \nabla^\beta \mathcal{B}_\beta, \quad (3.4)$$

where $\Delta := \bar{g}_{\alpha\beta} \nabla^\alpha \nabla^\beta$ is the Laplacian and Δ^{-1} is the inverse Laplacian. In the similar way, we derive the two scalar components in the spatial metric tensor $\mathcal{C}_{\alpha\beta}$ as

$$\gamma = \frac{1}{2} \left(\Delta + \frac{1}{2} \bar{R} \right)^{-1} \left(3\Delta^{-1} \nabla^\alpha \nabla^\beta \mathcal{C}_{\alpha\beta} - \mathcal{C}_\alpha^\alpha \right), \quad (3.5)$$

$$\varphi = \frac{1}{3} \mathcal{C}_\alpha^\alpha - \frac{1}{6} \Delta \left(\Delta + \frac{1}{2} \bar{R} \right)^{-1} \left(3\Delta^{-1} \nabla^\alpha \nabla^\beta \mathcal{C}_{\alpha\beta} - \mathcal{C}_\alpha^\alpha \right), \quad (3.6)$$

and the remaining vector and tensor components are

$$C_\alpha = 2 \left(\Delta + \frac{1}{3} \bar{R} \right)^{-1} \left[\nabla^\beta \mathcal{C}_{\alpha\beta} - \nabla_\alpha \Delta^{-1} \nabla^\beta \nabla^\gamma \mathcal{C}_{\beta\gamma} \right], \quad (3.7)$$

$$\begin{aligned} C_{\alpha\beta} = & \mathcal{C}_{\alpha\beta} - \frac{1}{3} \mathcal{C}_\gamma^\gamma \bar{g}_{\alpha\beta} - \frac{1}{2} \left(\nabla_\alpha \nabla_\beta - \frac{1}{3} \bar{g}_{\alpha\beta} \Delta \right) \left(\Delta + \frac{1}{2} \bar{R} \right)^{-1} \left[3 \Delta^{-1} \nabla^\gamma \nabla^\delta \mathcal{C}_{\gamma\delta} - \mathcal{C}_\gamma^\gamma \right] \\ & - 2 \nabla_{(\alpha} \left(\Delta + \frac{1}{3} \bar{R} \right)^{-1} \left[\nabla^{\gamma} \mathcal{C}_{\beta)\gamma} - \nabla_{\beta)} \Delta^{-1} \nabla^\gamma \nabla^\delta \mathcal{C}_{\gamma\delta} \right]. \end{aligned} \quad (3.8)$$

The presence of the Ricci scalar ($\bar{R} = 6K$) for the 3-hypersurface indicates that covariant derivatives are non-commutative:

$$2u_{\alpha[\beta\gamma]} = u_\delta \bar{R}^\delta_{\alpha\beta\gamma}, \quad \bar{R}^\alpha_{\beta\gamma\delta} = 2K \delta_{[\gamma}^\alpha \bar{g}_{\delta]\beta} \quad \text{for } \forall u^\alpha, \quad (3.9)$$

where the square bracket indicates the anti-symmetrization of the indices $u_{[\alpha|\beta]} := (u_{\alpha|\beta} - u_{\beta|\alpha})/2$. The above SVT decomposition of the metric tensor is unique, except for modes with infinite wavelength ($k = 0$), at which the distinction is ambiguous due to the inverse Laplacian.

For a general coordinate transformation

$$x^\mu \mapsto \hat{x}^\mu = x^\mu + \xi^\mu, \quad \xi^\mu =: (T, \mathcal{L}^\alpha), \quad \mathcal{L}^\alpha =: L^{\cdot\alpha} + L^\alpha, \quad (3.10)$$

the metric tensor transforms as

$$\delta_\xi g_{\mu\nu} := \hat{g}_{\mu\nu} - g_{\mu\nu} = -2\xi_{[\mu;\nu]}, \quad (3.11)$$

and the perturbations then gauge transform as

$$\delta_\xi \alpha = -\frac{1}{a} (aT)', \quad \delta_\xi \mathcal{B}_\alpha = -T_{,\alpha} + \mathcal{L}'_\alpha, \quad \delta_\xi \mathcal{C}_{\alpha\beta} = -\mathcal{H}T \bar{g}_{\alpha\beta} - \mathcal{L}_{(\alpha|\beta)}. \quad (3.12)$$

Using the SVT decomposition equations, we derive the gauge transformation properties of the metric perturbation variables

$$\delta_\xi \beta = L' - T, \quad \delta_\xi \varphi = -\mathcal{H}T, \quad \delta_\xi \gamma = -L, \quad (3.13)$$

$$\delta_\xi B_\alpha = L'_\alpha, \quad \delta_\xi C_\alpha = -L_\alpha, \quad \delta_\xi C_{\alpha\beta} = 0, \quad (3.14)$$

which are indeed identical to the case in a flat universe as the non-flat nature is accounted for by $\bar{g}_{\alpha\beta}$ and the SVT decomposition equation.

For later use, it is convenient to introduce the scalar shear χ and the spatial perturbation variable \mathcal{G}_α as [40, 41, 46]

$$\chi := a(\beta + \gamma'), \quad \delta_\xi \chi = -aT, \quad \mathcal{G}_\alpha := \gamma_{,\alpha} + C_\alpha, \quad \delta_\xi \mathcal{G}_\alpha = -\mathcal{L}_\alpha. \quad (3.15)$$

With the scalar shear χ , we can construct two gauge-invariant potentials

$$\alpha_\chi := \alpha - \frac{1}{a} \chi', \quad \varphi_\chi := \varphi - H\chi, \quad (3.16)$$

corresponding to the Bardeen variables $\alpha_\chi \rightarrow \Phi_A$ and $\varphi_\chi \rightarrow \Phi_H$ in [47]. A gauge-invariant vector perturbation can be constructed through

$$\Psi_\alpha := B_\alpha + C'_\alpha, \quad (3.17)$$

which corresponds to $\Psi Q_\alpha^{(1)}$ in [47]. We parametrize a time-like four-velocity vector as

$$u^\mu = \frac{1}{a} (1 - \alpha, \mathcal{U}^\alpha) , \quad \mathcal{U}^\alpha := -U^{\cdot\alpha} + U^\alpha , \quad (3.18)$$

where U^α is a transverse vector and U is a scalar. The gauge transformation of the temporal part is given in Eq. (3.12), while the spatial component transforms as

$$\delta_\xi \mathcal{U}^\alpha = \mathcal{L}^{\alpha'} , \quad \delta_\xi U = -L' , \quad \delta_\xi U^\alpha = L^{\alpha'} . \quad (3.19)$$

Moreover, we define the scalar velocity potential v and the corresponding gauge-invariant potential v_χ as

$$v := U + \beta , \quad \delta_\xi v = -T , \quad v_\chi := v - \frac{1}{a} \chi . \quad (3.20)$$

The latter corresponds to the Bardeen variable $v_\chi \rightarrow v_s^{(0)}$. Another important gauge-invariant variable

$$\varphi_v := \varphi - \mathcal{H}v , \quad (3.21)$$

is the comoving gauge curvature perturbation. As in [41], we combine the scalar and the vector perturbation variables to define a gauge-invariant velocity variable:

$$V_\alpha := -v_{\chi,\alpha} + U_\alpha - B_\alpha . \quad (3.22)$$

3.2 Tetrad and photon wave vectors

Here we derive the expressions for the tetrad vectors in an inhomogeneous universe with non-zero spatial curvature, following [41]. A more general description of the tetrad formalism in cosmology is presented in [42]. In an inhomogeneous universe, the observer four-velocity u^μ deviates from the background static motion

$$u^\mu := e_0^\mu = \frac{1}{a} (1 - \alpha, \mathcal{U}^\alpha) , \quad -1 = u^\mu u_\mu , \quad (3.23)$$

where \mathcal{U}^α describes the peculiar motion of the observer and the observer four-velocity is time-like. The three spatial tetrad vectors in an inhomogeneous universe can be parametrized as

$$e_i^\mu := \bar{e}_i^\mu + \frac{1}{a} [\delta e_i^\eta , \delta e_i^\alpha] , \quad (3.24)$$

in terms of small deviations from \bar{e}_i^μ in the background Universe, and these perturbations are subject to the normalization condition $\eta_{ab} = g_{\mu\nu} e_a^\mu e_b^\nu$ with $a, b = 0, x, y, z$, which leads to

$$\delta e_i^\eta = f_\kappa(r) \delta_i^\alpha (\mathcal{U}_\alpha - \mathcal{B}_\alpha) , \quad S_{ij} = f_\kappa^2(r) \mathcal{C}_{\alpha\beta} \delta_i^\alpha \delta_j^\beta , \quad (3.25)$$

where we defined the symmetric and the anti-symmetric part of the spatial tetrad vector δe_i^α as

$$\frac{1}{a} \delta e_i^\alpha := -\bar{e}_j^\alpha (S^j_i + A^j_i) , \quad S_{ij} = S_{(ij)} , \quad A_{ij} = A_{[ij]} . \quad (3.26)$$

It is clear from the normalization condition that only the symmetric part of the spatial tetrad vectors is constrained.

However, it is crucial to consider the anti-symmetric part, as the tetrad vectors are four-vectors, transforming as

$$\delta_\xi e_a^\mu = -\mathcal{L}_\xi \bar{e}_a^\mu, \quad \delta_\xi e_i^\alpha = \frac{1}{a} \left(\mathcal{H}T f_k(r) \delta_i^\alpha - \frac{K}{2} \delta_{\beta\gamma} x^\gamma \mathcal{L}^\beta \delta_i^\alpha + \mathcal{L}^\alpha{}_{,\beta} \delta_i^\beta \right), \quad (3.27)$$

while the symmetric part alone transforms as

$$\delta_\xi S_{ij} = -f_k{}^2(r) \delta_i^\alpha \delta_j^\beta [\mathcal{H}T \bar{g}_{\alpha\beta} + \mathcal{L}_{(\alpha|\beta)}]. \quad (3.28)$$

Therefore, the anti-symmetric part of the spatial tetrad vectors should transform as

$$\delta_\xi A_{ji} = -\mathcal{L}^\alpha{}_{,\beta} \delta_{\alpha[j} \delta_{i]}^\beta, \quad (3.29)$$

to make the spatial tetrad vectors a proper four-vector. Given the transformation property, we can set the unconstrained anti-symmetric part as

$$A_{ji} := \mathcal{G}^\alpha{}_{,\beta} \delta_{\alpha[j} \delta_{i]}^\beta + \epsilon_{jik} \Omega^k, \quad (3.30)$$

where ϵ_{jik} is the Levi-Civita symbol and Ω^k is gauge-invariant, representing the misalignment of the spatial tetrad vectors against the FRW coordinate (or the misalignment between local and global x - y - z directions). The spatial tetrad vector is then

$$e_i^\alpha = \frac{f_k(r)}{a} \left[\delta_i^\alpha - \delta_i^\beta (\varphi \delta_\beta^\alpha + \mathcal{G}^\alpha{}_{,\beta} + C_\beta^\alpha) - \delta^{\alpha j} \epsilon_{jik} \Omega^k + \frac{K}{2f_k(r)} \delta_i^\alpha \delta_{\beta\gamma} x^\gamma \mathcal{G}^\beta \right]. \quad (3.31)$$

While the observer velocity is unaffected, the spatial directional vectors take different form in a universe with non-vanishing spatial curvature at the linear order in perturbations.

While the observer in a homogeneous universe is chosen to be at the coordinate origin ($x^\alpha = 0$), the observer in an inhomogeneous universe is slightly displaced from the coordinate origin by a small perturbation δr_o . With $f_k(r_o) = 1 + \mathcal{O}(2)$, the spatial tetrad vector at the observer position at the linear order in perturbation,

$$[e_i^\alpha]_o = \frac{1}{a} \left[\delta_i^\alpha - \delta_i^\beta (\varphi \delta_\beta^\alpha + \mathcal{G}^\alpha{}_{,\beta} + C_\beta^\alpha) - \delta^{\alpha j} \epsilon_{jik} \Omega^k \right]_{\bar{o}}, \quad (3.32)$$

is identical to one in a universe with a flat space, where the subscript \bar{o} indicates that the quantities in the square bracket are evaluated at the background observer position \bar{x}_o^μ . Naturally, the observer at one point has no information about the spatial geometry of the universe, unless extra information from other spatial position is available. Having derived the expression of the local tetrad vectors $[e_i^\alpha]_o$, the photon wave vector at the observer position is simply $k_o^\mu = [e_a^\mu]_o k^a$ with the photon wave vector k^a in Eq. (2.13) in the observer rest frame, and each component is explicitly

$$k_o^\eta = \frac{\omega_o}{a_o} \left[1 - \alpha - n^i \delta_i^\beta (\mathcal{U}_\beta - \mathcal{B}_\beta) \right]_{\bar{o}}, \quad (3.33)$$

$$k_o^\alpha = \frac{\omega_o}{a_o} \left[-n^i \delta_i^\alpha + \mathcal{U}^\alpha + n^i \delta_i^\beta (\delta_\beta^\alpha \varphi + \mathcal{G}^\alpha{}_{,\beta} + C_\beta^\alpha) + \delta^{\alpha j} \epsilon_{jik} n^i \Omega^k \right]_{\bar{o}}. \quad (3.34)$$

It is important to note that the angular direction n^i and the photon angular frequency ω_o are constants recorded by the observer in the rest frame, and they are not a function of position. Last but not least, mind that also the temporal component of the observer coordinate deviates from the one in a homogeneous universe in Eq. (2.23):

$$x_o^\mu =: (\bar{\eta}_o + \delta\eta_o, \delta x_o^\alpha), \quad (3.35)$$

where the time lapse $\delta\eta_o$ and the spatial shift δx_o^α of the observer position from \bar{x}_o^μ are identical to those in a flat universe, as they are determined by integrating the observer four-velocity u^μ along the background trajectory. In our computation of cosmological observables at the linear order, only the time lapse $\delta\eta_o$ appears in the final expressions:

$$\delta\eta_o = - \int_0^{\bar{t}_o} dt \alpha, \quad \bar{t}_o = \int_0^\infty \frac{dz}{H(z)(1+z)}. \quad (3.36)$$

So, note $a_o = a(\eta_o)$ and $\eta_o \neq \bar{\eta}_o$ in Eqs. (3.33) and (3.34).

3.3 Conformal transformation for photon wave vector

Since the photon path follows a null path, it is more convenient to compute the photon path with the conformally transformed metric $\hat{g}_{\mu\nu}$:

$$\hat{g}_{\mu\nu}(x) := \frac{1}{a^2} g_{\mu\nu}(x). \quad (3.37)$$

The conformal transformation does not affect the null geodesic, hence the null path can be derived via the geodesic equation in the conformally transformed metric. Let Λ be the affine parameter parametrizing the null path $x^\mu(\Lambda)$ such that the tangent vector along the photon path is the photon wave vector k^μ , and let λ be the affine parameter parametrizing the null path such that the tangent vector is the conformally transformed wave vector \hat{k}^μ :

$$k^\mu = \frac{dx^\mu}{d\Lambda}, \quad \hat{k}^\mu = \frac{dx^\mu}{d\lambda} = \mathbb{C} a^2 k^\mu, \quad \frac{d\Lambda}{d\lambda} = \mathbb{C} a^2. \quad (3.38)$$

The proportionality constant \mathbb{C} is not constrained through the conformal transformation, and we chose to fix it such that the product (see, [48]),

$$1 \equiv (\mathbb{C} a \omega)_o, \quad (3.39)$$

is unity at the observer position. Mind that \mathbb{C} is a constant, whereas the product $a\omega$ varies with position in an inhomogeneous universe. With this normalization convention, the conformally transformed wave vector in the background universe is

$$\hat{k}_\lambda^\mu = (1, -N^\alpha)_\lambda, \quad \bar{x}_\lambda^\alpha = \bar{r}_\lambda n^i \delta_i^\alpha, \quad (3.40)$$

and it is indeed related to the solution \bar{r}_λ given in Eq. (2.19) in terms of the affine parameter λ , where we put bars for \bar{r} and \bar{x} to emphasize that they are the solutions in a homogeneous universe. In an inhomogeneous universe, the conformally transformed wave vector can be parametrized as

$$\hat{k}_\lambda^\mu = \frac{dx_\lambda^\mu}{d\lambda} =: (1 + \delta\nu, -N^\alpha - \delta N^\alpha)_\lambda, \quad x_\lambda^\alpha = \bar{x}_\lambda^\alpha + \delta x_\lambda^\alpha, \quad (3.41)$$

where the photon path x_λ^α deviates from the straight path in the background universe. Regarding the parametrization of \hat{k}_λ^μ in Eq. (3.41), we emphasize that while the whole photon wave vector is subject to the null condition $0 = \hat{k}_\mu \hat{k}^\mu$ and the geodesic equation $0 = \hat{k}^\nu \hat{k}^\mu{}_{;\nu}$, there exist multiple possibilities for the separation of \hat{k}^μ into the background and perturbation quantities $(N^\alpha, \delta N^\alpha)$. As opposed to the case in a flat universe, the background direction $N^\alpha(x_\lambda)$ is *position dependent* via $f_{\bar{k}}(r_\lambda)$, and it is a solution to the background geodesic equation (2.15), only if the evaluation position x_λ is on a straight path \bar{x}_λ . This leads to two possibilities: we could use either $N_\lambda^\alpha := N^\alpha(\bar{x}_\lambda^\alpha)$ or

$N_\lambda^\alpha := N^\alpha(x_\lambda^\alpha)$. Either choice results in a different equation for the evolution of perturbation δN_λ^α . Since we prefer to work with local quantities, here we choose to work with the latter:

$$N_\lambda^\alpha := f_\kappa(r_\lambda) n^i \delta_i^\alpha, \quad (3.42)$$

where r_λ is the radial coordinate at the photon path x_λ in an inhomogeneous universe, *not* \bar{r}_λ on a straight path in a homogeneous universe. Of course, the choice is a matter of computational convenience, and the photon path is independent of any choice.

With our choice, the directional vector is normalized at a given position x_λ :

$$1 = \bar{g}_{\alpha\beta}(x_\lambda) N_\lambda^\alpha N_\lambda^\beta, \quad (3.43)$$

while the other choice $N^\alpha(\bar{x}_\lambda^\alpha)$ is *not* normalized at x_λ with the metric $\bar{g}_{\alpha\beta}(x_\lambda)$. However, note that with our choice the background geodesic equation (2.15) is *not* satisfied for N_λ^α at a position x_λ , but it can be expanded around \bar{x}_λ as

$$N_\lambda^\alpha = N^\alpha(\bar{x}_\lambda^\alpha) + \frac{K\bar{r}_\lambda^2}{2} n^i \delta_i^\alpha \left(\frac{\delta r_\lambda}{\bar{r}_\lambda} \right) + \mathcal{O}(2), \quad (3.44)$$

where the first term is the solution to the background geodesic equation (2.15) and

$$\delta r_\lambda := \delta_{i\alpha} n^i x_\lambda^\alpha - \bar{r}_\lambda, \quad (3.45)$$

is the radial distortion in coordinates at a given λ . Mind that the radial direction of x_λ^α is slightly different from the observed direction n^i in an inhomogeneous universe. However, at the linear order, the observed direction n^i can be used to define the radial distortion δr_λ , because

$$r_\lambda := \left(\delta_{\alpha\beta} x_\lambda^\alpha x_\lambda^\beta \right)^{1/2} = \bar{r}_\lambda \left(1 + 2\delta_{\alpha\beta} \frac{\bar{x}_\lambda^\alpha \delta x_\lambda^\beta}{\bar{r}_\lambda^2} + \mathcal{O}(2) \right)^{1/2} = \bar{r}_\lambda + \delta r_\lambda + \mathcal{O}(2). \quad (3.46)$$

When N_λ^α is multiplied by a perturbation variable, it can be replaced with $N^\alpha(\bar{x}_\lambda^\alpha)$ at the linear order in perturbations, acting as an extra advantage for our choice. In fact, there exists an extra possibility to parametrize the background solution in terms of the position-dependent angle:

$$n^\alpha(x_\lambda) := \frac{x_\lambda^\alpha}{r_\lambda}, \quad \bar{N}_\lambda^\alpha := f_\kappa(r_\lambda) n_\lambda^\alpha, \quad (3.47)$$

with which \bar{N}_λ^α is the solution to Eq. (2.15) at any position x_λ , because n^α is the radial direction in FRW coordinates to the evaluation point x_λ . In this case, however, n_λ^α is not the observed angle (mind the difference $n_\lambda^\alpha \neq n^i \delta_i^\alpha$), and the use of \bar{N}_λ^α requires the exact knowledge of the photon path x_λ in an inhomogeneous universe, which we try to obtain by solving the geodesic equation. With this consideration in mind, our choice in Eq. (3.42) results in the boundary conditions for the conformally transformed wave vector

$$\delta \nu_o = - \left[\alpha + n^i \delta_i^\beta (\mathcal{U}_\beta - \mathcal{B}_\beta) \right]_{\bar{o}}, \quad (3.48)$$

$$\delta N_o^\alpha = - \left[\mathcal{U}^\alpha + n^i \delta_i^\beta (\delta_\beta^\alpha \varphi + \gamma^\alpha_{|\beta} + C^\alpha_{,\beta} + C_\beta^\alpha) + \delta^{\alpha j} \epsilon_{jik} n^i \Omega^k \right]_{\bar{o}}, \quad (3.49)$$

where all quantities in the RHS are evaluated at the observer position $\lambda = 0$, or at \bar{o} up to linear order.

Now we consider the gauge-transformation property of the conformally transformed wave vector \hat{k}_λ^μ . The photon wave vector k^μ transforms as a four-vector under the general coordinate transformation in Eq. (3.10)

$$\tilde{k}^\mu(\tilde{x}) = \frac{\partial \tilde{x}^\mu}{\partial x^\nu} k^\nu(x), \quad (3.50)$$

and since it is related to the conformally transformed wave vector \hat{k}^μ through Eq. (3.38), we find

$$\tilde{k}^\mu(\tilde{x}) = \tilde{\mathbb{C}} a^2(\tilde{\eta}) \tilde{k}^\mu(\tilde{x}) = \tilde{\mathbb{C}} a^2(\eta) [1 + 2\mathcal{H}T] \frac{\partial \tilde{x}^\mu}{\partial x^\nu} k^\nu(x), \quad (3.51)$$

at linear order in perturbation. The normalization condition of the proportionality constant \mathbb{C} in Eq. (3.39) allows us to relate the constant in two different coordinates:

$$\tilde{\mathbb{C}} = \mathbb{C} [1 - \mathcal{H}_0 T_0], \quad (3.52)$$

where we noted that the frequency ω is an observable quantity, independent of coordinate choice. Equation (3.51) then becomes

$$\tilde{k}^\mu(\tilde{x}) = [1 + 2\mathcal{H}T - \mathcal{H}_0 T_0] \frac{\partial \tilde{x}^\mu}{\partial x^\nu} \hat{k}^\nu(x), \quad (3.53)$$

and the perturbations in the conformally transformed wave vector gauge-transform as

$$\begin{aligned} \widetilde{\delta\nu}(x) &= \delta\nu + 2\mathcal{H}T - \mathcal{H}_0 T_0 + \frac{d}{d\lambda} T, \\ \widetilde{\delta N^\alpha}(x) &= \delta N^\alpha + (2\mathcal{H}T - \mathcal{H}_0 T_0) N^\alpha - \frac{d}{d\lambda} \mathcal{L}^\alpha - \frac{K f_{\mathbf{k}}}{2} N^\alpha x^\gamma \mathcal{L}_\gamma, \end{aligned} \quad (3.54)$$

where $d/d\lambda$ is the derivative along the photon path

$$\frac{d}{d\lambda} \equiv \hat{k}^\mu \frac{\partial}{\partial x^\mu} = (1 + \delta\nu) \frac{\partial}{\partial \eta} - (N^\alpha + \delta N^\alpha) \frac{\partial}{\partial x^\alpha}, \quad (3.55)$$

and the function $f_{\mathbf{k}}(r)$ is related in two coordinates as

$$f_{\mathbf{k}}(\tilde{x}) = 1 + \frac{K}{4} \delta_{\alpha\beta} \tilde{x}^\alpha \tilde{x}^\beta = f_{\mathbf{k}}(x) + \frac{K}{2} f_{\mathbf{k}}^2(x) x^\alpha \mathcal{L}_\alpha, \quad (3.56)$$

and hence

$$\widetilde{N^\alpha}(\tilde{x}) \equiv f_{\mathbf{k}}(\tilde{x}) n^i \delta_i^\alpha = N^\alpha(x) + \frac{K}{2} f_{\mathbf{k}}(x) N^\alpha x^\gamma \mathcal{L}_\gamma. \quad (3.57)$$

Contrary to $\delta\nu$, the gauge transformation of δN^α is different from that in a flat universe, where the direction vector N^α is constant and the term proportional to the spatial curvature K vanishes.

3.4 Solution to the geodesic equation

Having parametrized the conformally transformed wave vector \hat{k}_λ^μ in Eqs. (3.41) and (3.42) with the proper boundary condition in Eqs. (3.48) and (3.49), we now solve the geodesic equation for the perturbations $\delta\nu_\lambda$ and δN_λ^α . In Section 3.5 we use these solutions to find the source position x_λ^μ as a function of the affine parameter λ . The null condition for the photon wave vector is

$$0 = \hat{g}_{\mu\nu} \hat{k}^\mu \hat{k}^\nu = \delta\nu - N_\alpha \delta N^\alpha + \alpha - \mathcal{B}_\alpha N^\alpha - \mathcal{C}_{\alpha\beta} N^\alpha N^\beta, \quad (3.58)$$

where all quantities are evaluated at x_λ and the normalization $N_\alpha N^\alpha = 1$ is used (this is valid for our choice only). The null equation is identical to that in a flat universe, if the direction vector N_λ^α is replaced with $n^i \delta_i^\alpha$. Indeed, this is naturally achieved with our choice for N_λ^α in the limit $K \rightarrow 0$, due to the proper normalization $N_\alpha N^\alpha = 1$ at a given position. The geodesic equation for \hat{k}^μ is then simply

$$0 = \hat{k}^\nu \hat{k}^\mu{}_{;\nu} = \frac{d}{d\lambda} \hat{k}^\mu + \hat{\Gamma}_{\rho\sigma}^\mu \hat{k}^\rho \hat{k}^\sigma, \quad (3.59)$$

where $\hat{\Gamma}_{\rho\sigma}^\mu$ is the Christoffel symbol based on the conformally transformed metric $\hat{g}_{\mu\nu}$ and $d/d\lambda$ is the derivative along the photon path given in Eq. (3.55).

The temporal component of the geodesic equation can be written as

$$0 = \frac{d}{d\lambda} \hat{k}^\eta + \hat{\Gamma}_{\mu\nu}^\eta \hat{k}^\mu \hat{k}^\nu = \frac{d}{d\lambda} \delta\nu + \delta\hat{\Gamma}^\eta, \quad (3.60)$$

where we defined

$$\begin{aligned} \delta\hat{\Gamma}^\eta &:= \hat{\Gamma}_{\mu\nu}^\eta \hat{k}^\mu \hat{k}^\nu = \alpha' - 2\alpha_{,\alpha} N^\alpha + (\mathcal{B}_{\alpha|\beta} + \mathcal{C}'_{\alpha\beta}) N^\alpha N^\beta \\ &= \frac{d}{d\lambda} \left[2\alpha_\chi - \Psi_\alpha N^\alpha + 2H\chi + \frac{d}{d\lambda} \left(\frac{\chi}{a} \right) \right] - \left(\alpha_\chi - \varphi_\chi - \Psi_\alpha N^\alpha - C_{\alpha\beta} N^\alpha N^\beta \right)'. \end{aligned} \quad (3.61)$$

With a non-vanishing spatial curvature, it is important in the derivation to note the subtle difference

$$0 = N^\beta N^\alpha{}_{|\beta} + \mathcal{O}(1), \quad 0 \neq N^\beta N^\alpha{}_{;\beta} = -\frac{d}{d\lambda} N^\alpha + \mathcal{O}(1), \quad (3.62)$$

even with our choice for N_λ^α . The temporal component of the geodesic equation can be readily solved by integrating over the affine parameter to yield

$$\delta\nu_\lambda - \delta\nu_o = \left[-2\alpha_\chi + \Psi_\parallel - 2H\chi - \frac{d}{d\lambda} \left(\frac{\chi}{a} \right) \right]_0^\lambda + \int_0^\lambda d\tilde{\lambda} (\alpha_\chi - \varphi_\chi - \Psi_\parallel - C_\parallel)', \quad (3.63)$$

where we introduced the short-hand notation

$$\Psi_\parallel := \Psi_\alpha N^\alpha, \quad C_\parallel := C_{\alpha\beta} N^\alpha N^\beta. \quad (3.64)$$

The temporal solution is again identical to one with a vanishing spatial curvature, if a proper directional vector N^α is used. Next the spatial component of the geodesic equation can be written in a similar way as

$$0 = \frac{d}{d\lambda} \hat{k}^\alpha + \hat{\Gamma}_{\mu\nu}^\alpha \hat{k}^\mu \hat{k}^\nu = N^\beta N^\alpha{}_{|\beta} + \delta N^\beta N^\alpha{}_{|\beta} - \delta N^{\alpha'} + N^\beta \delta N^\alpha{}_{|\beta} + \widehat{\delta\Gamma}^\alpha, \quad (3.65)$$

where we defined

$$\begin{aligned} \delta\hat{\Gamma}^\alpha &:= \hat{\Gamma}_{\mu\nu}^\alpha \hat{k}^\mu \hat{k}^\nu - \hat{\Gamma}_{\mu\nu}^\alpha \hat{k}^\mu \hat{k}^\nu = \hat{\Gamma}_{\eta\eta}^\alpha - 2\hat{\Gamma}_{\eta\beta}^\alpha N^\beta + \hat{\Gamma}_{\beta\gamma}^\alpha \hat{k}^\beta \hat{k}^\gamma - \hat{\Gamma}_{\beta\gamma}^\alpha N^\beta N^\gamma \\ &= \alpha'^{\alpha} - \mathcal{B}^{\alpha'} - \left(\mathcal{B}_\beta{}^{|\alpha} - \mathcal{B}^\alpha{}_{|\beta} + 2\mathcal{C}_\beta^{\alpha'} \right) N^\beta + \left[2\mathcal{C}_{(\beta|\gamma)}^\alpha - C_{\beta\gamma}{}^{|\alpha} \right] N^\beta N^\gamma + 2\hat{\Gamma}_{\beta\gamma}^\alpha N^\beta \delta N^\gamma, \end{aligned} \quad (3.66)$$

$$\widehat{\delta\Gamma}^\alpha := \delta\hat{\Gamma}^\alpha - 2\hat{\Gamma}_{\beta\gamma}^\alpha N^\beta \delta N^\gamma, \quad (3.67)$$

and the terms with the background Christoffel symbol in $\hat{\Gamma}_{\mu\nu}^\alpha \hat{k}^\mu \hat{k}^\nu$ are re-arranged in the geodesic equation (3.65) to make the spatial derivative covariant. Mind that only $\widehat{\delta\Gamma}^\alpha$ is a 3-vector, while $\delta\hat{\Gamma}^\alpha$

is not. Once again, the first two terms in the geodesic equation (3.65) do not vanish. It proves useful to re-arrange $\widehat{\delta\Gamma}^\alpha$ as

$$\begin{aligned}\widehat{\delta\Gamma}_\alpha &= \bar{g}_{\alpha\beta}\widehat{\delta\Gamma}^\beta = (\alpha_\chi - \varphi_\chi)_{,\alpha} - N^\beta\Psi_{\beta,\alpha} - N^\beta N^\gamma C_{\beta\gamma,\alpha} - \frac{d}{d\lambda} \left(\Psi_\alpha + 2N^\beta C_{\alpha\beta} \right) \\ &\quad - 2N_\alpha \frac{d}{d\lambda} \varphi + \frac{d}{d\lambda} \left[\frac{1}{f_k^2} \frac{d}{d\lambda} (f_k^2 \mathcal{G}_\alpha) \right] + \frac{K f_k}{2} \mathcal{G}_\alpha - K N_\alpha \mathcal{G}_\parallel\end{aligned}\quad (3.68)$$

$$\begin{aligned}&= (\alpha_\chi - \varphi_\chi - \Psi_\parallel - C_\parallel)_{,\alpha} + \frac{K \bar{r}}{2} N_\alpha (\Psi_\parallel + 2C_\parallel) - \frac{d}{d\lambda} \left(\Psi_\alpha + 2N^\beta C_{\alpha\beta} \right) \\ &\quad - 2N_\alpha \frac{d}{d\lambda} \varphi + \frac{1}{f_k} \frac{d^2}{d\lambda^2} (f_k \mathcal{G}_\alpha) + K (\mathcal{G}_\alpha - N_\alpha \mathcal{G}_\parallel) .\end{aligned}\quad (3.69)$$

To make further progress, we first define the radial and the tangential directions. The observer in the rest frame measures the observed photon direction n^i in terms of two angles in the rest frame and uses it to define the radial direction. Two unit directions θ^i and ϕ^i perpendicular to n^i

$$\theta^i = \frac{\partial}{\partial \theta} n^i, \quad \phi^i = \frac{1}{\sin \theta} \frac{\partial}{\partial \phi} n^i, \quad (3.70)$$

are then used to define the observed tangential directions. Apparent from their indices, these unit directional vectors are defined in the observer rest frame only. Using these directions, we split the deviation of the photon path from the background path into the radial and the angular parts:

$$x_\lambda^\alpha =: n^i \delta_i^\alpha (\bar{r}_\lambda + \delta r_\lambda) + \delta x_\perp^\alpha, \quad \delta x_\perp^\alpha := \theta^i \delta_i^\alpha \bar{r}_\lambda \delta \theta_\lambda + \phi^i \delta_i^\alpha \bar{r}_\lambda \sin \theta \delta \phi_\lambda. \quad (3.71)$$

The decomposition is nothing less than an expression in a spherical coordinate based on the observed angle (θ, ϕ) in the rest frame of the observer, though the photon path x_λ^α is a (FRW) coordinate of the spacetime manifold. Note that n^i is in fact slightly different from the radial coordinate of x_λ^α in an inhomogeneous universe. However, as shown in Eq. (3.46) the radial coordinate at the linear order is indeed

$$r_\lambda = \bar{r}_\lambda + \delta r_\lambda + \mathcal{O}(2), \quad \delta r_\lambda := \delta_{i\alpha} n^i x^\alpha - \bar{r}_\lambda. \quad (3.72)$$

We then write three terms with covariant derivative in the geodesic equation (3.65) as

$$N^\beta N^\alpha{}_{|\beta} = -\frac{K f_k}{2} \left[n^i \delta_i^\alpha (\delta_{j\beta} n^j x^\beta) - x^\alpha \right] = \frac{1}{2} K f_k \delta x_\perp^\alpha, \quad (3.73)$$

$$\delta N^\beta N^\alpha{}_{|\beta} = -\frac{K}{2} \left[\delta N^\alpha (\delta_{j\beta} n^j x^\beta) - x^\alpha (\delta_{j\beta} n^j \delta N^\beta) \right] = -\frac{1}{2} K \bar{r}_\lambda \delta N_\perp^\alpha, \quad (3.74)$$

$$-\delta N^{\alpha'} + N^\beta \delta N^\alpha{}_{|\beta} = -\frac{d}{d\lambda} \delta N^\alpha + \hat{\Gamma}_{\beta\gamma}^\alpha N^\beta \delta N^\gamma = -\frac{d}{d\lambda} \delta N^\alpha - \frac{1}{2} K \bar{r}_\lambda \delta N^\alpha, \quad (3.75)$$

where we also decomposed

$$\delta N^\alpha =: N^\alpha \delta N_\parallel + \delta N_\perp^\alpha, \quad \delta N_\parallel = N_\alpha \delta N^\alpha, \quad 0 = N_\alpha \delta N_\perp^\alpha. \quad (3.76)$$

While x_λ^α is a coordinate, δN^α is a 3-vector. All these terms reflect the peculiarities in a non-flat universe that vanish in a flat universe. So we decomposed the former with n^i and the latter with N^α . At last, the spatial geodesic equation (3.65) becomes

$$\frac{d}{d\lambda} \delta N^\alpha = \widehat{\delta\Gamma}^\alpha + \frac{1}{2} K (f_k \delta x_\perp^\alpha - 2\bar{r}_\lambda \delta N_\perp^\alpha - \bar{r}_\lambda N^\alpha \delta N_\parallel). \quad (3.77)$$

Mind that the derivative of δN^α with respect to the affine parameter λ is *not* covariant, which is however compensated for by the terms multiplied with K . The extra terms with K represent the non-flat nature of light propagation, which we discuss further below.

Now we are in a position to tackle the spatial geodesic equation. We will split the geodesic equation into the parallel and the perpendicular components in terms of the observed angle n^i . Given that the extra terms with K in the geodesic equation can be manipulated as

$$\frac{1}{2}Kr = \frac{df_{\mathbf{k}}}{dr} = \frac{df_{\mathbf{k}}/d\lambda}{dr/d\lambda} + \mathcal{O}(1) = -\frac{1}{f_{\mathbf{k}}} \frac{df_{\mathbf{k}}}{d\lambda} + \mathcal{O}(1), \quad (3.78)$$

the parallel component of the geodesic equation can be simplified as

$$\frac{d}{d\lambda} (N_\alpha \delta N^\alpha) = N_\alpha \widehat{\delta\Gamma}^\alpha, \quad (3.79)$$

where we used

$$N_\alpha = \bar{g}_{\alpha\beta} N^\beta = \frac{\delta_{\alpha i} n^i}{f_{\mathbf{k}}}, \quad \frac{d}{d\lambda} N_\alpha = -\frac{N_\alpha}{f_{\mathbf{k}}} \frac{df_{\mathbf{k}}}{d\lambda} + \mathcal{O}(1). \quad (3.80)$$

Finally, multiplying Eq. (3.69) with N^α leads to

$$N^\alpha \widehat{\delta\Gamma}_\alpha = N^\alpha \frac{\partial}{\partial x^\alpha} (\alpha_\chi - \varphi_\chi - \Psi_\parallel - C_\parallel) - \frac{d}{d\lambda} \left[2\varphi + \Psi_\parallel + 2C_\parallel - \frac{d}{d\lambda} \mathcal{G}_\parallel \right], \quad (3.81)$$

where the computation of the term with \mathcal{G}_α is straightforward:

$$N^\alpha \frac{1}{f_{\mathbf{k}}} \frac{d^2}{d\lambda^2} (f_{\mathbf{k}} \mathcal{G}_\alpha) = n^i \delta_i^\alpha \frac{d^2}{d\lambda^2} (f_{\mathbf{k}} \mathcal{G}_\alpha) = \frac{d^2}{d\lambda^2} (N^\alpha \mathcal{G}_\alpha). \quad (3.82)$$

The parallel component of the geodesic equation can then be readily solved by integrating over the affine parameter

$$(\delta N_\parallel)_\lambda - (\delta N_\parallel)_o = - \left[2\varphi + \Psi_\parallel + 2C_\parallel - \frac{d}{d\lambda} \mathcal{G}_\parallel \right]_0^\lambda + \int_0^\lambda d\tilde{\lambda} f_{\mathbf{k}}(\tilde{r}_\lambda) \frac{\partial}{\partial \tilde{r}} (\alpha_\chi - \varphi_\chi - \Psi_\parallel - C_\parallel), \quad (3.83)$$

where the gradient in the integration became the derivative along the observed direction \tilde{r} in the background universe. Note that the background photon path $d\tilde{r} = -f_{\mathbf{k}} d\lambda$ involves not only the spatial derivative, but also the time derivative. The structure of the solution is similar to the case in a flat universe, if the directional vector N^α is replaced with $n^i \delta_i^\alpha$, except that the line-of-sight integration includes an extra factor $f_{\mathbf{k}}(r)$, reflecting that the geometry is non-flat.

Now we move to the perpendicular component of the geodesic equation. We find it convenient to define two unit directional 3-vectors perpendicular to N^α in a FRW coordinate:

$$\Theta^\alpha := f_{\mathbf{k}}(r) \theta^i \delta_i^\alpha, \quad \Phi^\alpha := f_{\mathbf{k}}(r) \phi^i \delta_i^\alpha, \quad (3.84)$$

where they are normalized in terms of $\bar{g}_{\alpha\beta}$. With the same manipulation in Eqs. (3.78) and (3.80), the perpendicular component of the geodesic equation (3.77) can be obtained as

$$\frac{d}{d\lambda} (\Theta_\alpha \delta N^\alpha) = \Theta_\alpha \widehat{\delta\Gamma}^\alpha + \frac{1}{2} K f_{\mathbf{k}}(r) \Theta_\alpha \delta x_\lambda^\alpha - \frac{1}{2} K \tilde{r}_\lambda \Theta_\alpha \delta N^\alpha. \quad (3.85)$$

In a flat universe, two extra terms with K are absent, but it is clear that in a non-flat universe the light propagation perpendicular to the observed direction is more involved, as the differential equation involves $\Theta_\alpha \delta x_\lambda^\alpha$, which we attempt to obtain as a solution. By taking another derivative of the equation with respect to the affine parameter and using the definition of \hat{k}^μ , we arrive at the perpendicular component of the geodesic equation

$$\frac{d}{d\lambda} \left[\frac{1}{f_k} \frac{d}{d\lambda} (\Theta_\alpha \delta N^\alpha) \right] = \frac{1}{f_k} \frac{d}{d\lambda} \left[\Theta_\alpha \widehat{\delta\Gamma}^\alpha \right]. \quad (3.86)$$

A formal solution to the geodesic equation can be readily derived as

$$(\Theta_\alpha \delta N^\alpha)_\lambda - (\Theta_\alpha \delta N^\alpha)_o = \left[\frac{d}{d\lambda} (\Theta_\alpha \delta N^\alpha) \right]_{\bar{o}} \int_0^\lambda d\lambda' f_{k\lambda'} + \int_0^\lambda d\lambda' f_{k\lambda'} \int_0^{\lambda'} d\lambda'' \frac{1}{f_{k\lambda''}} \frac{d}{d\lambda''} (\Theta_\alpha \widehat{\delta\Gamma}^\alpha)_{\lambda''}, \quad (3.87)$$

and after some manipulation detailed in Appendix B we obtain the solution

$$\begin{aligned} (\Theta_\alpha \delta N^\alpha)_\lambda - (\Theta_\alpha \delta N^\alpha)_o &= -\frac{1}{2} K \bar{r}_\lambda \left[(\Theta_\alpha \delta x^\alpha + \Theta^\alpha \mathcal{G}_\alpha)_{\bar{o}} + \Theta^\alpha \mathcal{G}_\alpha \right] - \int_0^{\bar{r}_\lambda} \frac{d\bar{r}'}{\bar{r}'} \Theta^\alpha \left(\Psi_\alpha + 2N^\beta C_{\alpha\beta} \right) \\ &- \left[\Theta^\alpha \Psi_\alpha + 2\Theta^\alpha N^\beta C_{\alpha\beta} - \frac{d}{d\lambda'} (\Theta^\alpha \mathcal{G}_\alpha) \right]_0^\lambda - \int_0^{\bar{r}_\lambda} \frac{d\bar{r}'}{\bar{r}'} \left[1 + \frac{1}{2} K \frac{(\bar{r}_\lambda - \bar{r}') \bar{r}'}{f_k(\bar{r}')} \right] \frac{\partial}{\partial \theta} (\alpha_\chi - \varphi_\chi - \Psi_\parallel - C_\parallel), \end{aligned} \quad (3.88)$$

where $(\Theta_\alpha \delta N^\alpha)_o$ is given in Eq. (B.2) and we replaced the line-of-sight integration over $d\lambda$ with the background line-of-sight integration $d\bar{r}$ as

$$\int_0^\lambda d\lambda = - \int_0^{\bar{r}_\lambda} \frac{d\bar{r}}{f_k(\bar{r})} + \mathcal{O}(1). \quad (3.89)$$

The most obvious differences to the expression in a flat Universe are two extra terms proportional to the spatial curvature K . However, keep in mind that the direction vectors N^α and Θ^α contain the function $f_k(r)$ and hence depend on the spatial curvature. The solution for the azimuthal direction can be readily obtained from the solution with extra factor $\sin \theta$ due to Φ^α .

Finally, we verify the gauge transformation properties of $\Theta_\alpha \delta N^\alpha$ in Eq. (3.88) as a sanity check. The individual terms in Eq. (3.88) are already expressed in terms of gauge-invariant variables, except two terms with $\Theta^\alpha \mathcal{G}_\alpha$ (note that the combination involving δx^α and \mathcal{G}^α at \bar{o} is also gauge-invariant). The transformation property of \mathcal{G}^α is given in Eq. (3.15), hence Eq. (3.88) gauge-transforms as

$$(\Theta_\alpha \widetilde{\delta N}^\alpha) \Big|_0^\lambda = (\Theta_\alpha \delta N^\alpha) \Big|_0^\lambda + \frac{1}{2} K \bar{r}_\lambda \Theta^\alpha \mathcal{L}_\alpha - \left[\frac{d}{d\lambda'} (\Theta^\alpha \mathcal{L}_\alpha) \right]_0^\lambda. \quad (3.90)$$

The boundary term at the observer position in the LHS is given in Eq. (B.2), and it transforms as

$$(\Theta_\alpha \widetilde{\delta N}^\alpha)_o = (\Theta_\alpha \delta N^\alpha)_o - \theta^i \delta_{i\alpha} \left(\mathcal{L}^{\alpha'} - N^\beta \mathcal{L}^{\alpha, \beta} \right)_{\bar{o}} = (\Theta_\alpha \delta N^\alpha)_o - \left[\Theta_\alpha \frac{d}{d\lambda} \mathcal{L}^\alpha \right]_{\bar{o}}, \quad (3.91)$$

according to the transformation properties derived in Sec. 3.1. By noting that

$$\frac{d}{d\lambda} (\Theta_\alpha \mathcal{L}^\alpha) = \frac{1}{2} K \bar{r}_\lambda \Theta_\alpha \mathcal{L}^\alpha + \Theta_\alpha \frac{d}{d\lambda} \mathcal{L}^\alpha, \quad (3.92)$$

and combining Eqs. (3.90) and (3.91), we find the gauge-transformation of the tangential part of δN^α to be

$$\Theta_\alpha \widetilde{\delta N}^\alpha = \Theta_\alpha \delta N^\alpha - \Theta_\alpha \frac{d}{d\lambda} \mathcal{L}^\alpha, \quad (3.93)$$

This is in agreement with the transformation property derived in Eq. (3.54).

3.5 Source position at the observed redshift

So far, we have derived the solution to the geodesic equation in terms of affine parameter λ , and its defining relation in Eq. (2.18) yields

$$\bar{\eta}_\lambda - \bar{\eta}_0 = \lambda, \quad (3.94)$$

which is nothing but the temporal solution in a homogeneous universe, while the spatial position \bar{r}_λ is also given in Eq. (2.19). However, neither this affine parameter nor the time coordinate is measurable in practice. In cosmology, we express the radial position of any light sources in terms of the observed redshift z , which then acts as an observable affine parameter λ_z , defined as

$$\lambda_z := \bar{\eta}_z - \bar{\eta}_0 = - \int_0^z \frac{dz'}{H(z')}. \quad (3.95)$$

Figure 1a shows the affine parameter λ_z for a slightly closed Universe (dotted line) in comparison to a flat Universe (solid grey line). The background radial coordinate $\bar{r}_z \equiv \bar{r}_{\lambda_z}$ (solid line) and the comoving angular diameter distance $\bar{\tilde{r}}_z \equiv \bar{\tilde{r}}_{\lambda_z}$ (dashed line) are both functions of the redshift due to their dependence on the affine parameter λ_z in Eqs. (2.19) and (2.20). In a flat Universe, all three quantities coincide: $\bar{r}_z = \bar{\tilde{r}}_z = -\lambda_z$. Evident in the Figure, the comoving angular diameter distance $\bar{\tilde{r}}_z$ is smaller than \bar{r}_z . As the denominator in the relation between the two radial coordinates in Eq. (2.6) is larger than unity for a closed Universe with $K > 0$, it follows that $\bar{\tilde{r}}_z \leq \bar{r}_z$. The radiation density parameter today is chosen to be $\Omega_r = 9 \times 10^{-5}$, while the values of the remaining density parameters, Ω_m , Ω_r and Ω_Λ , are indicated in the title of the Figure. The same value for the radiation density parameter was chosen for the flat model, with a matter density parameter of $\Omega_m = 0.316$. Fig. 1b shows the deviation δf of the function $f_k(\bar{r}_z)$ in Eq. (2.11) from unity for different values of the curvature density Ω_k . The matter density parameter today is chosen to be $\Omega_m = \Omega_{m,\text{ref}} - \frac{1}{2}\Omega_k$, with $\Omega_{m,\text{ref}} = 0.316$, while the radiation density is $\Omega_r = 9 \times 10^{-5}$ for all models. The deviations from unity (i.e. from a flat Universe) are between 12% and 13% for $\Omega_k = \pm 0.05$ at high redshift $z > 100$ and reduce to $\sim 1\%$ for $\Omega_k = \pm 0.005$. The negative values of Ω_k are allowed at 1- σ confidence level by the Planck measurements [8] in the 1-parameter extensions to the Λ CDM model for combinations of the Planck power spectra, and the combinations of the Planck power spectra and Planck lensing. Note that the curve corresponding to a specific value of the curvature density parameter, $\Omega_k = \Omega_k^*$, is not equal to the curve corresponding to $\Omega_k = -\Omega_k^*$ with opposite sign, as the difference in cosmological parameters leads to a difference in λ_z in Eq. (3.95) and the form of the radius \bar{r}_z differs for a closed and an open Universe (see Eq. (2.19)). Had we plotted the deviation δf as a function of the radius \bar{r}_z , then the curve corresponding to $K = K^*$ would be equal to the curve corresponding to $K = -K^*$ with opposite sign. Naturally, the differences in any quantities in the Figure become visible at $z \approx 10$, where the characteristic scale is comparable to the curvature radius $\lambda_z \approx \bar{r}_z \sim R_K/2$. Moreover, due to the scaling of the curvature density, those differences saturate at high redshift.

The observed redshift is simply the ratio of the photon frequency ω_s at emission to one ω_o at observation

$$1 + z := \frac{\omega_s}{\omega_o} = \frac{(u_\mu k^\mu)_s}{(u_\mu k^\mu)_o} =: \frac{1 + \delta z}{a(\eta_s)}, \quad (3.96)$$

where $\eta_s := \eta_{\lambda_s}$ and we defined the perturbation δz in the observed redshift. The perturbation δz accounts for all the effects that affect the photon frequency apart from cosmic expansion, such as the peculiar velocity for example. Multiplying the four-velocity in Eq. (3.18) with the photon wave vector k^μ in Eq. (3.38) leads to

$$u_\mu k^\mu = -\frac{1}{\mathbb{C}a} [1 + \delta\nu + \alpha + \mathcal{U}_\parallel - \mathcal{B}_\parallel], \quad (3.97)$$

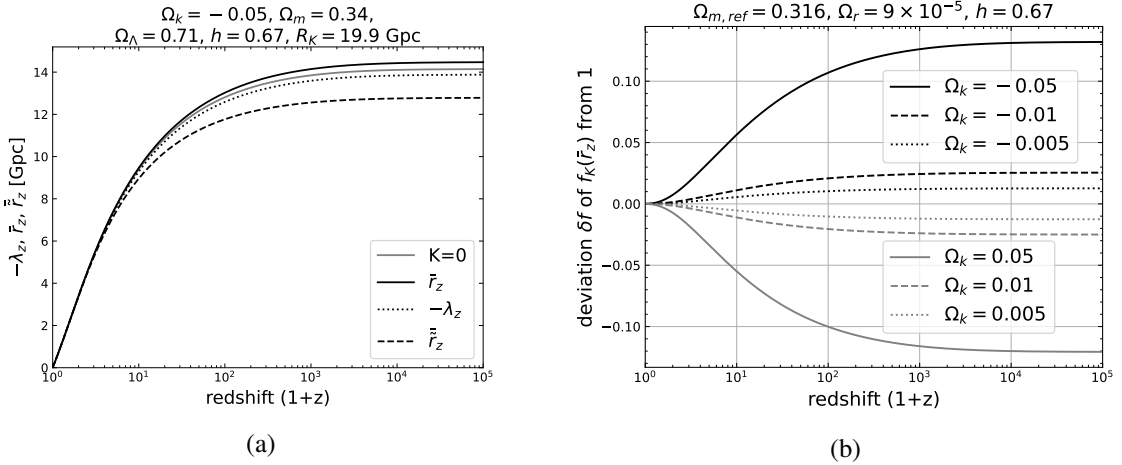


Figure 1: (a) The absolute value of the affine parameter λ_z (dotted), the background radial coordinate $\bar{r}_z \equiv \bar{r}_{\lambda_z}$ (solid) and the comoving angular diameter distance $\bar{r}_z \equiv \bar{r}_{\lambda_z}$ (dashed) as a function of the redshift z for a closed Universe. The cosmological parameters and the curvature radius R_K are indicated in the Figure. The grey solid line shows a flat Universe ($\Omega_m = 0.316$ and $\Omega_r = 9 \times 10^{-5}$) for comparison, as in that case $\bar{r}_z = \bar{r}_z = -\lambda_z$. (b) The deviation $\delta f \equiv f_k(\bar{r}_z) - 1 = \frac{1}{4} K \bar{r}_z^2$ as a function of the redshift z for different cosmological models. The values chosen for the curvature density today, Ω_k , are indicated in the Figure. The radiation density today is chosen to be $\Omega_r = 9 \times 10^{-5}$ for all models, while the matter density parameter today is $\Omega_m = \Omega_{m,ref} - \frac{1}{2} \Omega_k$, and the dark energy density parameter Ω_Λ today is chosen such that the density parameters add up to unity.

with $\delta\nu$ given in Eq. (3.63), so Eq. (3.96) yields

$$\delta z = -H\chi + (\mathcal{H}_\delta \delta\eta_o + H_\delta \chi_\delta) + [V_\parallel - \alpha_\chi + \Psi_\parallel]_0^{\lambda_s} - \int_0^{\bar{r}_s} \frac{d\bar{r}}{f_k(\bar{r})} (\alpha_\chi - \varphi_\chi - \Psi_\parallel - C_\parallel)', \quad (3.98)$$

where we used $a(\eta_o) = 1 + \mathcal{H}_\delta \delta\eta_o$ and V_α is the gauge-invariant variable introduced in Eq. (3.22). The expression for a non-flat Universe is similar, the only difference being the factor $\frac{1}{f_k}$ in the integrand and $N^\alpha = f_k(r) n^i \delta_i^\alpha$ for the parallel components. Since the combination $(\mathcal{H}\delta\eta + H\chi)$ is gauge invariant, the only gauge-dependent term in the expression of δz is $-H\chi$, and we can define the variable

$$\delta z_\chi := \delta z + (H\chi)_s, \quad (3.99)$$

which is gauge-invariant at linear order. Furthermore, it is noted that the affine parameter λ_z does not coincide with the affine parameter λ_s at the source position, except in the background universe. Hence, we define this deviation $\Delta\lambda_s$ in the affine parameter as

$$\lambda_s =: \lambda_z + \Delta\lambda_s, \quad (3.100)$$

and $\Delta\eta_s$ in the corresponding time coordinate as

$$\eta_s =: \bar{\eta}_z + \Delta\eta_s, \quad \Delta\eta_s = \frac{\delta z}{\mathcal{H}(\bar{\eta}_z)}, \quad (3.101)$$

where we used Eq. (3.96) to express $\Delta\eta_s$ in terms of the perturbation δz in the redshift.

Having ensured that all the ingredients are in place, we now derive the coordinate of a light source by integrating the photon wave vector \hat{k}^μ over the affine parameter and express it in terms of the observed position \bar{x}_z^μ and the deviation Δx_s^μ :

$$x_s^\mu = x_o^\mu + \int_0^{\lambda_s} d\lambda \hat{k}_\lambda^\mu =: \bar{x}_z^\mu + \Delta x_s^\mu, \quad \bar{x}_z^\mu := (\bar{\eta}_z, \bar{r}_z n^i \delta_i^\alpha). \quad (3.102)$$

The time coordinate of the source is then

$$\eta_s = \eta_o + \int_0^{\lambda_s} d\lambda \hat{k}_\lambda^\eta = \bar{\eta}_z + \delta\eta_o + \Delta\lambda_s + \int_0^{\lambda_s} d\lambda \delta\nu_\lambda \equiv \bar{\eta}_z + \Delta\eta_s, \quad (3.103)$$

indeed consistent with expression $\Delta\eta_s$ in Eq. (3.101). A special care is needed for the spatial coordinate of the source, as a simple integration over the affine parameter yields

$$x_s^\alpha = x_o^\alpha + \int_0^{\lambda_s} d\lambda \hat{k}_\lambda^\alpha = \delta x_o^\alpha - \int_0^{\lambda_s} d\lambda (N^\alpha + \delta N^\alpha) \equiv \bar{r}_z n^i \delta_i^\alpha + \Delta x_s^\alpha, \quad (3.104)$$

in which the integration of $N^\alpha(x_\lambda)$ requires the correct photon path x_λ^μ in an inhomogeneous universe we try to derive. As noted in Eq. (3.44), since the integration of $N^\alpha(x_\lambda)$ in Eq. (3.104) is

$$- \int_0^{\lambda_s} d\lambda N^\alpha(x_\lambda) = \left[\bar{r}_{\lambda_s} + \int_0^{\lambda_s} d\lambda \frac{1}{f_k} \frac{df_k}{d\lambda} \delta r_\lambda \right] n^i \delta_i^\alpha, \quad (3.105)$$

we multiply $n^i \delta_{i\alpha}$ by Eq. (3.104) to obtain equation for δr_λ and take the derivative with respect to affine parameter to arrive at the geodesic equation for the radial distortion

$$\frac{d}{d\lambda} \left(\frac{\delta r_\lambda}{f_k} \right) = -N_\alpha \delta N^\alpha. \quad (3.106)$$

By integrating it again, we obtain the radial distortion at λ_s

$$\delta r_s = f_k(r_s) \delta r_o - f_k(r_s) \int_0^{\lambda_s} d\lambda N_\alpha \delta N^\alpha, \quad (3.107)$$

where $r_s = r_{\lambda_s}$ can be replaced with \bar{r}_z as they are multiplied by perturbation quantities and the radial distortion at origin is

$$\delta r_o = n^i \delta_{i\alpha} \delta x_o^\alpha. \quad (3.108)$$

The radial distortion of the source position compared to the observed position is then

$$\delta r := n^i \delta_{i\alpha} x_s^\alpha - \bar{r}_z = \bar{r}_{\lambda_s} - \bar{r}_z + \delta r_s = -\Delta\lambda_s f_k(\bar{r}_z) + \delta r_s, \quad (3.109)$$

and we obtain the final expression

$$\begin{aligned} \delta r &= f_k(\bar{r}_z) \left[\delta\eta_o + \delta r_o - \frac{\delta z}{\mathcal{H}_z} + \int_0^{\lambda_s} d\lambda (\delta\nu - N_\alpha \delta N^\alpha) \right] \\ &= f_k(\bar{r}_z) \left[(\delta\eta_o + \chi_{\bar{o}}) + (\delta r + N^\alpha \mathcal{G}_\alpha)_o - \frac{\delta z_\chi}{\mathcal{H}_z} + \int_0^{\bar{r}_z} \frac{d\bar{r}}{f_k(\bar{r})} (\alpha_\chi - \varphi_\chi - \Psi_\parallel - C_\parallel) - N^\alpha \mathcal{G}_\alpha \right], \end{aligned} \quad (3.110)$$

where we used the null equation (3.58) and manipulated

$$\alpha - \mathcal{B}_\alpha N^\alpha - \mathcal{C}_{\alpha\beta} N^\alpha N^\beta = \alpha_\chi - \varphi_\chi - \Psi_\parallel - C_\parallel + \frac{d}{d\lambda} \left(\frac{\chi}{a} + N^\alpha \mathcal{G}_\alpha \right). \quad (3.111)$$

Note the subtle difference between δr defined in Eq. (3.109) and $\delta r_s \equiv \delta r_{\lambda_s}$ defined in Eq. (3.45): While the former represents the radial deviation of the source position x_s^α from the observed background position $\bar{x}_z^\alpha = \bar{r}_z n^i \delta_i^\alpha$ corresponding to the affine parameter λ_z , the latter represents the deviation of the source position from the (unobservable) background position $\bar{x}_{\lambda_s}^\alpha := \bar{r}_{\lambda_s} n^i \delta_i^\alpha$ corresponding to the affine parameter λ_s at the source. In other words, we chose to express the source position in terms of the background position *inferred from the observed redshift* z instead of the background position corresponding to the source affine parameter λ_s . Compared to the expression in a flat universe, the non-flat nature of Eq. (3.110) is visible with extra factors with $f_k(\bar{r})$. Moreover, we want to emphasize again that both the radius \bar{r}_z and the direction vector N^α depend on the spatial curvature. The radial distortion in Eq. (3.110) is already expressed in terms of gauge-invariant variables, except one gauge-dependent part $N^\alpha \mathcal{G}_\alpha$, and hence it is gauge-dependent, as δr represents a coordinate position of the source. The gauge-dependent part makes δr gauge-transform as

$$\tilde{\delta r} = \delta r + f_k N_\alpha \mathcal{L}^\alpha = \delta r + n^i \delta_{i\alpha} \mathcal{L}^\alpha, \quad (3.112)$$

under a general coordinate transformation in Eq. (3.10). This is exactly as expected for $\tilde{x}_s^\alpha = x_s^\alpha + \mathcal{L}_s^\alpha$.

The tangential distortion of the source position is then obtained by multiplying $\theta^i \delta_{i\alpha}$ or $\phi^i \delta_{i\alpha}$ with Eq. (3.104) as

$$\theta^i \delta_{i\alpha} x_s^\alpha = \theta^i \delta_{i\alpha} \delta x_o^\alpha - \int_0^{\lambda_s} d\lambda f_k \Theta_\alpha \delta N^\alpha \equiv \bar{r}_z \delta \theta, \quad (3.113)$$

and noting that the integration is only along the background path $-f_k d\lambda = d\bar{r}$, we can perform the integration by plugging the solution in Eq. (3.88) to obtain

$$\begin{aligned} \bar{r}_z \delta \theta = & \left(1 - \frac{1}{4} K \bar{r}_z^2\right) \left(\Theta_\alpha \delta x^\alpha + \Theta^\alpha \mathcal{G}_\alpha\right)_o + \bar{r}_z \left[-\Theta_\alpha V^\alpha + \Theta_\alpha N^\beta C_\beta^\alpha + \phi^i \Omega^i\right]_o - f_k(\bar{r}_z) \Theta^\alpha \mathcal{G}_\alpha \\ & - \int_0^{\bar{r}_z} d\bar{r} \frac{\bar{r}_z}{\bar{r}} \Theta^\alpha \left(\Psi_\alpha + 2N^\beta C_{\alpha\beta}\right) - \int_0^{\bar{r}_z} d\bar{r} \left(\frac{\bar{r}_z - \bar{r}}{\bar{r} f_k(\bar{r})}\right) \left(1 + \frac{1}{4} K \bar{r}_z \bar{r}\right) \frac{\partial}{\partial \theta} [\alpha_\chi - \varphi_\chi - \Psi_{\parallel} - C_{\parallel}], \end{aligned} \quad (3.114)$$

where the detailed derivation is again given in Appendix B. The lensing kernel in the integrand can be further manipulated as

$$-\frac{1}{\bar{r}_z} \int_0^{\bar{r}_z} d\bar{r} \left(\frac{\bar{r}_z - \bar{r}}{\bar{r} f_k(\bar{r})}\right) \left(1 + \frac{1}{4} K \bar{r}_z \bar{r}\right) = - \int_0^{\bar{\chi}_z} d\bar{\chi} [\mathcal{S}(\bar{\chi}_z) - \mathcal{S}(\bar{\chi})], \quad (3.115)$$

where the integrand is

$$\mathcal{S}(\bar{\chi}_z) - \mathcal{S}(\bar{\chi}) = \begin{cases} \sqrt{K} \frac{\sin(\sqrt{K}(\bar{\chi}_z - \bar{\chi}))}{\sin(\sqrt{K} \bar{\chi}_z) \sin(\sqrt{K} \bar{\chi})} & K > 0 \\ \frac{1}{\bar{\chi}} - \frac{1}{\bar{\chi}_z} & K = 0 \\ \sqrt{|K|} \frac{\sinh(\sqrt{|K|}(\bar{\chi}_z - \bar{\chi}))}{\sinh(\sqrt{|K|} \bar{\chi}_z) \sinh(\sqrt{|K|} \bar{\chi})} & K < 0 \end{cases}. \quad (3.116)$$

Compared to the tangential distortion in a flat universe, the critical difference lies with extra terms multiplied by the spatial curvature K , in addition to the usual replacement of the angular vectors. Moreover, the dependence on f_k encloses the non-flat nature of the expression. A similar solution can be obtained for the azimuthal distortion $\bar{r}_z \sin \theta \delta \phi$ by replacing Θ_α in Eq. (3.113) with Φ_α . The tangential distortion is also gauge-dependent due to the term $f_k \Theta^\alpha \mathcal{G}_\alpha$, as it represents a coordinate of the source position. A direct substitution in Eq. (3.110) yields that the tangential distortion also gauge-transforms as

$$\bar{r}_z \tilde{\delta \theta} = \bar{r}_z \delta \theta + \theta^i \delta_{i\alpha} \mathcal{L}^\alpha, \quad \bar{r}_z \sin \theta \tilde{\delta \phi} = \bar{r}_z \sin \theta \delta \phi + \phi^i \delta_{i\alpha} \mathcal{L}^\alpha, \quad (3.117)$$

under a general coordinate transformation, as expected. To summarize, the position of a source observed at redshift z and angles θ and ϕ is

$$x_s^\alpha = \bar{r}_z n^i \delta_i^\alpha + \Delta x_s^\alpha, \quad \Delta x_s^\alpha = \delta r n^i \delta_i^\alpha + \bar{r}_z (\delta\theta \theta^i \delta_i^\alpha + \sin\theta \delta\phi \phi^i \delta_i^\alpha), \quad (3.118)$$

with \bar{r}_z , δr and $\delta\theta$ given in Eqs. (2.19), (3.110) and (3.114) respectively.

It proves useful to derive the relation of the source position in our coordinates to that in the standard coordinates. For the angular position, since two coordinates are conformally related, the angular position must be identical:

$$\tilde{\delta\theta}(\tilde{x}) = \delta\theta(x), \quad \tilde{\delta\phi}(\tilde{x}) = \delta\phi(x), \quad (3.119)$$

which is indeed the case by using Eq. (2.8)

$$\frac{x^\alpha}{r} = \frac{\tilde{x}^\alpha}{\tilde{r}} = n^i \delta_i^\alpha + \tilde{\delta\theta}(\tilde{x}) \theta^i \delta_i^\alpha + \sin\theta \tilde{\delta\phi}(\tilde{x}) \phi^i \delta_i^\alpha + \mathcal{O}(2). \quad (3.120)$$

The radial position is, however, slightly different in two coordinate systems, which is already evident in the background relations in Eqs. (2.19) and (2.20). Using the relation in Eq. (2.6)

$$\tilde{r}_s =: \tilde{r}_z + \tilde{\delta r} \equiv \frac{r_s}{f_{\mathbf{k}}(r_s)} = \frac{\bar{r}_z}{f_{\mathbf{k}z}} + \left(1 - \frac{f_{\mathbf{k}}'}{f_{\mathbf{k}z}} \bar{r}_z\right) \frac{\delta r}{f_{\mathbf{k}z}} + \mathcal{O}(2) = \frac{\bar{r}_z}{f_{\mathbf{k}z}} + \left(1 - \frac{1}{4} K \bar{r}_z^2\right) \frac{\delta r}{f_{\mathbf{k}z}^2} + \mathcal{O}(2), \quad (3.121)$$

we obtain

$$\tilde{\delta r}(\tilde{x}) = \left(1 - \frac{f_{\mathbf{k}}'}{f_{\mathbf{k}z}} \bar{r}_z\right) \frac{\delta r(x)}{f_{\mathbf{k}z}}. \quad (3.122)$$

In a tilde coordinate \tilde{r} represents the angular diameter distance in a non-flat universe, rather than the radial distance. The ‘‘radial’’ distortion in a tilde coordinate is

$$\delta\tilde{\chi} = \frac{\delta r}{f_{\mathbf{k}}} = (\delta\eta_o + \chi_o) + (\delta r + N^\alpha \mathcal{G}_\alpha)_o - \frac{\delta z_\chi}{\mathcal{H}_z} + \int_0^{\bar{r}_z} \frac{d\bar{r}}{f_{\mathbf{k}}(\bar{r})} (\alpha_\chi - \varphi_\chi - \Psi_{\parallel} - C_{\parallel}) - N^\alpha \mathcal{G}_\alpha. \quad (3.123)$$

The time coordinate remains unaffected by two coordinate systems.

4 Cosmological Observables in a Non-Flat Universe

Having computed the source position in a non-flat universe, we are now ready to derive gauge-invariant expressions for the cosmological observables at a position specified by the observed redshift z with two observed angles θ and ϕ . We start by deriving a unit physical area dA_{phy} in Section 4.1 for the luminosity distance and a unit physical volume dV_{phy} in Section 4.2 for galaxy clustering. We then derive the distortion matrix in Section 4.3 for weak gravitational lensing in a non-flat universe, and we finish in Section 4.4 by discussing the impact on cosmic microwave background anisotropies.

4.1 Luminosity distance: Physical area

The relativistic effects in the luminosity distance have been extensively discussed in literature [49–58]. The fluctuation in the luminosity distance in a non-flat universe was first derived in [29] by using the optical scalar equation (see also, [30, 31]). Drawing on our calculations of the source position in Section 3, we derive the luminosity distance by computing a unit physical area. In particular, we are interested in the physical area and shape perpendicular to the light propagation in the rest frame

of the source. This area is observed in the sky of the observer subtended by the observed solid angle $(d\theta, d\phi)$, and the shape of this area is related to the weak lensing observables in Sec. 4.3. Since the luminosity distance \mathcal{D}_L is related to the angular diameter distance \mathcal{D}_A at the observed redshift z as

$$\mathcal{D}_L = (1+z)^2 \mathcal{D}_A, \quad (4.1)$$

the fluctuations of the luminosity distance and the angular diameter distance are identical

$$\delta\mathcal{D} := \delta\mathcal{D}_L = \delta\mathcal{D}_A, \quad (4.2)$$

where we defined the fluctuations via

$$\mathcal{D}_L =: \bar{\mathcal{D}}_L(z)(1 + \delta\mathcal{D}_L), \quad \mathcal{D}_A =: \bar{\mathcal{D}}_A(z)(1 + \delta\mathcal{D}_A), \quad (4.3)$$

and the background distances are

$$\bar{\mathcal{D}}_L(z) = (1+z)^2 \bar{\mathcal{D}}_A(z), \quad \bar{\mathcal{D}}_A(z) = \frac{\bar{r}(z)}{1+z} = \frac{\bar{r}_z}{f_{\mathbf{k}}(\bar{r}_z)(1+z)}. \quad (4.4)$$

We derive the fluctuation in the angular diameter distance by considering a unit physical area covered by the solid angle [59–61]

$$dA_{\text{phy}} = \sqrt{-g} \epsilon_{\mu\nu\sigma\rho} u_s^\mu n_s^\nu \frac{\partial x_s^\sigma}{\partial\theta} \frac{\partial x_s^\rho}{\partial\phi} d\theta d\phi = \mathcal{D}_A^2(z) d\Omega, \quad (4.5)$$

where the Levi-Civita symbol is normalized as $\epsilon_{\eta xyz} = 1$ and the metric determinant is

$$g := \det g_{\mu\nu} = -\frac{a^8}{f_{\mathbf{k}}^6(r)}(1 + 2\delta g), \quad \delta g := \alpha + \mathcal{C}_\alpha^\alpha = \alpha + \varphi + \Delta\gamma. \quad (4.6)$$

The covariant expression represents the physical area covered by the photon path at the source position over the observed solid angle $d\Omega = \sin\theta d\theta d\phi$, and the Levi-Civita symbol imposes that the area is perpendicular to the time-direction u_s^μ of the source and the photon propagation direction n_s^μ at the source position. The photon propagation direction is naturally related to the photon wave vector as:

$$n_s^\mu = -\frac{1}{\omega} k^\mu + u^\mu = \frac{1}{a} \left[\mathcal{U}_\parallel - \mathcal{B}_\parallel, N^\alpha + \delta N^\alpha + \mathcal{U}^\alpha - N^\alpha(\delta\nu + \alpha + \mathcal{U}_\parallel - \mathcal{B}_\parallel) \right], \quad (4.7)$$

where the photon wave vector k^μ and the four-velocity u^μ are given in Eqs. (3.38) and (3.18) respectively, and the photon frequency is related to the latter through

$$\omega = -u_\mu k^\mu = -\frac{1}{\mathbb{C}a^2} u_\mu \hat{k}^\mu. \quad (4.8)$$

A few subtle points are in order: two angular derivatives in Eq. (4.5) are with respect to the observed angles in the observer rest frame, not with respect to FRW coordinates, such that only $n^i \delta_i^\alpha$, $\theta^i \delta_i^\alpha$, and $\phi^i \delta_i^\alpha$ are affected, while other quantities are affected via its positional dependence on \bar{x}_z^α . Moreover, those derivatives are partial derivatives with respect to observed angle, while the other observables such as the observed redshift are fixed.

To the linear order in perturbations, the covariant expression in Eq. (4.5) can be greatly simplified, first by considering the metric determinant

$$\sqrt{-g} = \frac{a_s^4}{f_{\mathbf{k}}^3(r_s)}(1 + \delta g) = \frac{1}{(1+z)^4 f_{\mathbf{k}z}^3} \left(1 + 4\delta z - 3\frac{f_{\mathbf{k}}'}{f_{\mathbf{k}}} \delta r + \delta g \right), \quad (4.9)$$

where $f_{kz} := f_k(\bar{r}_z)$ and we expanded $a(\eta_s)$ in terms of the redshift by using Eq. (3.96) and $f_k(r_s)$ by

$$f_k(r_s) = f_k(\bar{r}_z + \delta r) = f_{kz} + f_k'(r)|_{r=\bar{r}_z} \delta r = f_{kz} + \frac{K}{2} \bar{r}_z \delta r. \quad (4.10)$$

Second, we explicitly write the Levi-Civita terms

$$\epsilon_{\mu\nu\sigma\rho} u_s^\mu n_s^\nu \frac{\partial x^\sigma}{\partial \theta} \frac{\partial x^\rho}{\partial \phi} = \epsilon_{\eta\alpha\beta\gamma} \frac{n_s^\alpha}{a} \frac{\partial x^\beta}{\partial \theta} \frac{\partial x^\gamma}{\partial \phi} - \epsilon_{\eta\alpha\beta\gamma} \frac{1}{a} \bar{n}_s^\alpha \frac{\partial \bar{x}^\beta}{\partial \theta} \frac{\partial \bar{x}^\gamma}{\partial \phi} + \epsilon_{\alpha\nu\sigma\rho} \frac{1}{a} \mathcal{U}^\alpha \bar{n}_s^\nu \frac{\partial \bar{x}^\sigma}{\partial \theta} \frac{\partial \bar{x}^\rho}{\partial \phi}, \quad (4.11)$$

where we omitted the subscript s and the third term is already at the second order in perturbation because $\bar{n}_s^\eta = 0$ and $\bar{\eta}_s$ is independent of angle. Multiplied by the metric determinant, the second term becomes

$$\sqrt{-\bar{g}} \times (-1) \epsilon_{\eta\alpha\beta\gamma} \frac{1}{a} \bar{n}_s^\alpha \frac{\partial \bar{x}^\beta}{\partial \theta} \frac{\partial \bar{x}^\gamma}{\partial \phi} d\theta d\phi = -\alpha \bar{D}_A^2(z) d\Omega, \quad (4.12)$$

which is then canceled by the same contribution with α in δg . The first term in Eq. (4.11) contains the background and the perturbations as

$$\epsilon_{\eta\alpha\beta\gamma} \frac{f_k n^i \delta_i^\alpha}{a^2} \frac{\partial \bar{x}^\beta}{\partial \theta} \frac{\partial \bar{x}^\gamma}{\partial \phi} + \epsilon_{\eta\alpha\beta\gamma} \frac{\delta n_s^\alpha}{a} \frac{\partial \bar{x}^\beta}{\partial \theta} \frac{\partial \bar{x}^\gamma}{\partial \phi} + \epsilon_{\eta\alpha\beta\gamma} \frac{\bar{n}_s^\alpha}{a} \frac{\partial \Delta x^\beta}{\partial \theta} \frac{\partial \bar{x}^\gamma}{\partial \phi} + \epsilon_{\eta\alpha\beta\gamma} \frac{\bar{n}_s^\alpha}{a} \frac{\partial \bar{x}^\beta}{\partial \theta} \frac{\partial \Delta x^\gamma}{\partial \phi}, \quad (4.13)$$

where f_k and a in the first background terms need to be further expanded again by using Eqs. (4.10) and Eq. (3.96), which reduces the numerical factor 4 for δz in Eq. (4.9) to 2 and the factor -3 for δr to -2 . The next term is

$$\epsilon_{\eta\alpha\beta\gamma} \frac{\delta n_s^\alpha}{a} \frac{\partial \bar{x}^\beta}{\partial \theta} \frac{\partial \bar{x}^\gamma}{\partial \phi} = n^i \delta_{i\alpha} \delta n_s^\alpha \frac{\bar{r}_z^2 \sin \theta}{a} \rightarrow -\mathcal{C}_\parallel \frac{f_k \bar{r}_z^2 \sin \theta}{a^2}. \quad (4.14)$$

Regarding two terms involving Δx^α , we first compute by using the expression for Δx^α in Eq. (3.118),

$$\frac{\partial}{\partial \theta} \Delta x^\alpha = n^i \delta_i^\alpha \left(\frac{\partial}{\partial \theta} \delta r - \bar{r}_z \delta \theta \right) + \bar{r}_z \theta^i \delta_i^\alpha \left(\frac{\delta r}{\bar{r}_z} + \frac{\partial}{\partial \theta} \delta \theta \right) + \bar{r}_z \sin \theta \phi^i \delta_i^\alpha \left(\cot \theta \delta \phi + \frac{\partial}{\partial \theta} \delta \phi \right), \quad (4.15)$$

$$\begin{aligned} \frac{\partial}{\partial \phi} \Delta x^\alpha &= n^i \delta_i^\alpha \left(\frac{\partial}{\partial \phi} \delta r - \bar{r}_z \sin^2 \theta \delta \phi \right) + \bar{r}_z \theta^i \delta_i^\alpha \left(\frac{\partial}{\partial \phi} \delta \theta - \sin \theta \cos \theta \delta \phi \right) \\ &+ \bar{r}_z \sin \theta \phi^i \delta_i^\alpha \left(\frac{\delta r}{\bar{r}_z} + \cot \theta \delta \theta + \frac{\partial}{\partial \phi} \delta \phi \right), \end{aligned} \quad (4.16)$$

and readily derive

$$\epsilon_{\eta\alpha\beta\gamma} \frac{\bar{n}_s^\alpha}{a} \frac{\partial \Delta x^\beta}{\partial \theta} \frac{\partial \bar{x}^\gamma}{\partial \phi} = \frac{f_k \bar{r}_z^2 \sin \theta}{a^2} \left(\frac{\delta r}{\bar{r}_z} + \frac{\partial}{\partial \theta} \delta \theta \right), \quad (4.17)$$

$$\epsilon_{\eta\alpha\beta\gamma} \frac{\bar{n}_s^\alpha}{a} \frac{\partial \bar{x}^\beta}{\partial \theta} \frac{\partial \Delta x^\gamma}{\partial \phi} = \frac{f_k \bar{r}_z^2 \sin \theta}{a^2} \left(\frac{\delta r}{\bar{r}_z} + \cot \theta \delta \theta + \frac{\partial}{\partial \phi} \delta \phi \right). \quad (4.18)$$

The sum of these two terms is proportional to the standard expression of the gravitational lensing convergence κ defined as:

$$\kappa := -\frac{1}{2} \left(\cot \theta \delta \theta + \frac{\partial}{\partial \theta} \delta \theta + \frac{\partial}{\partial \phi} \delta \phi \right). \quad (4.19)$$

Evident from Eq.(3.117) and stated in [41], this expression is gauge-dependent, hence κ cannot be an observable. In Section 4.3 we show that the gauge-invariant expression for the observed convergence $\hat{\kappa}$ is identical to the fluctuation $\delta\mathcal{D}$ up to a minus sign: $\hat{\kappa} = -\delta\mathcal{D}$. Finally, adding all terms together and taking the square-root, we arrive at the luminosity distance fluctuation

$$\delta\mathcal{D} = \delta z - \kappa + \left(\frac{1}{\bar{r}_z} - \frac{f_{\mathbf{k}}'}{f_{\mathbf{k}}} \right) \delta r + \frac{1}{2} (\mathcal{C}_\alpha^\alpha - \mathcal{C}_\parallel), \quad (4.20)$$

where the radial distortion term is indeed

$$\frac{\delta r}{\bar{r}_z} - \frac{f_{\mathbf{k}}'}{f_{\mathbf{k}}} \delta r = \left(1 - \frac{K\bar{r}_z^2}{2f_{\mathbf{k}}} \right) \frac{\delta r}{\bar{r}_z} = \left(1 - \frac{1}{4} K\bar{r}_z^2 \right) \frac{\delta r}{f_{\mathbf{k}z}\bar{r}_z}. \quad (4.21)$$

In a closed universe with $K > 0$, the term in the brackets vanishes for $\bar{r}_z = 2/\sqrt{K}$. However, notice that this corresponds to a (background) comoving angular diameter distance of $\bar{r}_z = 1/\sqrt{K} = R_K$, i.e. when we are back at the origin. One might be puzzled by the difference in the expression for the luminosity distance fluctuation in Eq. (4.20), compared to the expression in the flat universe, because the difference is hidden in the expression for δz , δr , and κ , while the source position is parametrized in an identical way. Noting that the angular diameter distance in the background is $a\bar{r}$, not $a\bar{r}$, we can readily verify that this is indeed the case thanks to Eq. (3.122):

$$\left(1 - \frac{1}{4} K\bar{r}_z^2 \right) \frac{\delta r}{f_{\mathbf{k}z}\bar{r}_z} = \frac{\tilde{\delta r}(\tilde{x})}{\tilde{r}_z}. \quad (4.22)$$

In other words, the expression for $\delta\mathcal{D}$ is identical in a parametrized form as in Eq. (4.20) with Eq. (4.22), but individual components such as δz , κ , and δr are different in a non-flat universe, compared to those in a flat universe. Note that $\delta\tilde{r}/\tilde{r}$ in a tilde coordinate represents the fluctuation in the angular diameter distance, rather than the fluctuation in the radial position.

To verify the sanity of Eq. (4.20), we check if the expression for the luminosity distance fluctuation in Eq. (4.20) is gauge-invariant. Although the individual components are gauge-dependent, the whole combination should be gauge-invariant. As mentioned previously, the standard expression of the lensing convergence κ in Eq. (4.19) is gauge dependent, and it transforms as

$$\tilde{\kappa} = \kappa + \frac{f_{\mathbf{k}z}}{\bar{r}_z} \left(N_\alpha - \frac{1}{2} \Theta_\alpha \frac{\partial}{\partial \theta} - \frac{1}{2} \Phi_\alpha \frac{1}{\sin \theta} \frac{\partial}{\partial \phi} \right) \mathcal{L}^\alpha, \quad (4.23)$$

where we used Eq. (3.117) and $N_\alpha = \frac{1}{f_{\mathbf{k}}} \delta_{i\alpha} n^i$. The gauge transformation of the perturbation in the redshift is derived from Eq. (3.98) as

$$\tilde{\delta z} = \delta z + \mathcal{H}T, \quad (4.24)$$

while the transformation of δr is given in Eq. (3.112). The term $\mathcal{C}_\alpha^\alpha - \mathcal{C}_\parallel$ is

$$\begin{aligned} \mathcal{C}_\alpha^\alpha - \mathcal{C}_\parallel &= 2\varphi - \mathcal{C}_\parallel + \mathcal{G}^\alpha_{|\alpha} - N^\alpha N^\beta \mathcal{G}_{\alpha|\beta} \\ &= 2\varphi - \mathcal{C}_\parallel + \frac{f_{\mathbf{k}z}}{\bar{r}_z} \left(\Theta_\alpha \frac{\partial}{\partial \theta} + \Phi_\alpha \frac{1}{\sin \theta} \frac{\partial}{\partial \phi} \right) \mathcal{G}^\alpha - K\bar{r}_z \mathcal{G}_\parallel, \end{aligned} \quad (4.25)$$

and it gauge-transforms as

$$\tilde{\mathcal{C}}_\alpha^\alpha - \tilde{\mathcal{C}}_\parallel = \mathcal{C}_\alpha^\alpha - \mathcal{C}_\parallel - 2\mathcal{H}T - \frac{f_{\mathbf{k}z}}{\bar{r}_z} \left(\Theta_\alpha \frac{\partial}{\partial \theta} + \Phi_\alpha \frac{1}{\sin \theta} \frac{\partial}{\partial \phi} \right) \mathcal{L}^\alpha + K\bar{r}_z \mathcal{L}_\parallel, \quad (4.26)$$

where we used the decomposition of the metric tensor introduced in Sec. 3.1. The angular derivatives cancel with the ones in the gauge transformation of κ , and the term proportional to $\mathcal{H}T$ cancels with the gauge transformation of δz . The remaining term is proportional to \mathcal{L}_\parallel , and it cancels with the corresponding terms in the transformation of κ and δr . Therefore, the expression for $\delta\mathcal{D}$ is gauge-invariant and we can express it in terms of gauge-invariant variables

$$\delta\mathcal{D} = \delta z_\chi + \varphi_\chi - \frac{1}{2}C_\parallel + \left(\frac{1}{\bar{r}_z} - \frac{f_{\kappa'}}{f_{\kappa}} \right) \delta\mathcal{R} - \mathcal{K}. \quad (4.27)$$

where we defined the two gauge-invariant variables

$$\begin{aligned} \delta\mathcal{R} &:= \delta r + (f_{\kappa} N_\alpha \mathcal{G}^\alpha)_s = \delta r + N_{\alpha o} \mathcal{G}_s^\alpha, \\ \mathcal{K} &:= \kappa + \frac{f_{\kappa z}}{\bar{r}_z} \left(N_\alpha - \frac{1}{2} \Theta_\alpha \frac{\partial}{\partial \theta} - \frac{1}{2} \Phi_\alpha \frac{1}{\sin \theta} \frac{\partial}{\partial \phi} \right) \mathcal{G}_s^\alpha. \end{aligned} \quad (4.28)$$

4.2 Galaxy clustering: Physical volume

Now we are interested in a unit physical volume at the observed redshift that subtends by the observed angle. The fluctuation in the physical volume is the dominant contribution to galaxy clustering. The relativistic effects in galaxy clustering have been extensively studied [34–39, 62–67]. While relatively less attention was paid in literature to galaxy clustering in a non-flat universe, [32] derived the physical volume in a non-flat universe, accounting for the relativistic effects. Their results are different from ours presented in this subsection, and we discuss the difference in Section 6.

In a redshift survey, galaxies are measured in terms of observed redshift and angle, and their number density n_g^{obs} is estimated by counting the number dN_g of galaxies in a small volume characterized by redshift interval dz and solid angle $d\Omega$. Of course, the observed number dN_g is the product of the physical number density n_g^{phy} of the source galaxies and the physical volume dV_{phy} occupied by the source galaxies that is observed at the observed redshift and angle. The discrepancy between the physical and the observed quantities gives rise to all the fluctuations in galaxy clustering (see, e.g., [34]). The physical volume dV_{phy} in the rest-frame of the source enclosed within the observed solid angle $d\Omega$ over the observed redshift interval dz can be obtained [35, 36] in a similar way to Eq. (4.5) as

$$dV_{\text{phy}} = \sqrt{-g} \epsilon_{\mu\nu\sigma\rho} u_s^\mu \frac{\partial x_s^\nu}{\partial z} \frac{\partial x_s^\sigma}{\partial \theta} \frac{\partial x_s^\rho}{\partial \phi} dz d\theta d\phi =: dV_{\text{obs}}(1 + \delta V), \quad (4.29)$$

where we defined the dimensionless fluctuation δV in volume, compared to the volume dV_{obs} in a homogeneous universe

$$dV_{\text{obs}} := \frac{\bar{r}_z^2 d\Omega dz}{H_z(1+z)^3} = \frac{\bar{r}_z^2 d\Omega dz}{H_z f_{\kappa z}^2 (1+z)^3} \quad (4.30)$$

(mind the difference between $\bar{\bar{r}}_z$ and \bar{r}_z). The physical volume dV_{phy} deviates from the volume dV_{obs} inferred by the observer due to the inhomogeneity of the universe. Compared to the physical area in Eq. (4.5), the redshift interval is an additional dimension, covering the line-of-sight direction in the source frame, in addition to the physical area. Again, the partial derivatives in the covariant expression fix the other observables among (z, θ, ϕ) in the derivative. Moreover, the redshift derivative in Eq. (4.29) is the line-of-sight derivative, which affects the quantities via its radial positional dependence on \bar{x}_z^α , but is independent of observed angles. Specifically, the derivative with respect to the observed redshift can be expressed by using Eqs. (2.18) and (2.19) as

$$\frac{\partial}{\partial z} = \frac{d\lambda_z}{dz} \frac{d}{d\lambda_z} = -\frac{1}{H_z} \left(\frac{\partial}{\partial \bar{\eta}_z} - f_{\kappa z} \frac{\partial}{\partial \bar{r}_z} \right). \quad (4.31)$$

To the linear order in perturbations, the covariant expression in Eq. (4.29) can be simplified in a similar way, first by explicitly writing the Levi-Civita terms

$$\epsilon_{\mu\nu\sigma\rho} u^\mu \frac{\partial x^\nu}{\partial z} \frac{\partial x^\sigma}{\partial \theta} \frac{\partial x^\rho}{\partial \phi} = \epsilon_{\eta\alpha\beta\gamma} \frac{1}{a} \frac{\partial x^\alpha}{\partial z} \frac{\partial x^\beta}{\partial \theta} \frac{\partial x^\gamma}{\partial \phi} - \epsilon_{\eta\alpha\beta\gamma} \frac{\alpha}{a} \frac{\partial \bar{x}^\alpha}{\partial z} \frac{\partial \bar{x}^\beta}{\partial \theta} \frac{\partial \bar{x}^\gamma}{\partial \phi} + \epsilon_{\alpha\nu\sigma\rho} \frac{U^\alpha}{a} \frac{\partial \bar{x}^\nu}{\partial z} \frac{\partial \bar{x}^\sigma}{\partial \theta} \frac{\partial \bar{x}^\rho}{\partial \phi}, \quad (4.32)$$

where we omitted the subscript s . Since the time coordinate $\bar{\eta}_z$ of the source in the background depends only on the redshift, the last term is non-vanishing only for the combination

$$\sqrt{-\bar{g}} \times \epsilon_{\alpha\eta\beta\gamma} \frac{U^\alpha}{a} \frac{\partial \bar{x}^\eta}{\partial z} \frac{\partial \bar{x}^\beta}{\partial \theta} \frac{\partial \bar{x}^\gamma}{\partial \phi} = \frac{a^4}{f_{\kappa z}^3} \times U^\alpha n^i \delta_{i\alpha} \frac{\bar{r}_z^2 \sin \theta}{a H_z} = \frac{U_{\parallel} \bar{r}_z^2 \sin \theta}{H_z f_{\kappa z}^2 (1+z)^3}, \quad (4.33)$$

where we defined the line-of-sight velocity component

$$U_{\parallel} := N_\alpha U^\alpha. \quad (4.34)$$

The second term with the metric determinant $\sqrt{-g}$ yields

$$\sqrt{-\bar{g}} \times (-1) \epsilon_{\eta\alpha\beta\gamma} \frac{\alpha}{a} \frac{\partial \bar{x}^\alpha}{\partial z} \frac{\partial \bar{x}^\beta}{\partial \theta} \frac{\partial \bar{x}^\gamma}{\partial \phi} = -\frac{\alpha \bar{r}_z^2 \sin \theta}{H_z f_{\kappa z}^2 (1+z)^3}, \quad (4.35)$$

which is again canceled by the same contribution with α in δg . The first term in Eq. (4.32) contains the background and the perturbation terms as

$$\epsilon_{\eta\alpha\beta\gamma} \frac{1}{a} \frac{\partial \bar{x}^\alpha}{\partial z} \frac{\partial \bar{x}^\beta}{\partial \theta} \frac{\partial \bar{x}^\gamma}{\partial \phi} + \epsilon_{\eta\alpha\beta\gamma} \frac{1}{a} \frac{\partial \Delta x^\alpha}{\partial z} \frac{\partial \bar{x}^\beta}{\partial \theta} \frac{\partial \bar{x}^\gamma}{\partial \phi} + \epsilon_{\eta\alpha\beta\gamma} \frac{1}{a} \frac{\partial \bar{x}^\alpha}{\partial z} \frac{\partial \Delta x^\beta}{\partial \theta} \frac{\partial \bar{x}^\gamma}{\partial \phi} + \epsilon_{\eta\alpha\beta\gamma} \frac{1}{a} \frac{\partial \bar{x}^\alpha}{\partial z} \frac{\partial \bar{x}^\beta}{\partial \theta} \frac{\partial \Delta x^\gamma}{\partial \phi}, \quad (4.36)$$

where the scale factor a in the first term needs to be further expanded by using Eq. (3.96), which yields the numerical factor 3 for δz in combination with $\sqrt{-g}$ in Eq. (4.9), i.e.,

$$\sqrt{-g} \times \epsilon_{\eta\alpha\beta\gamma} \frac{1}{a} \frac{\partial \bar{x}^\alpha}{\partial z} \frac{\partial \bar{x}^\beta}{\partial \theta} \frac{\partial \bar{x}^\gamma}{\partial \phi} = \left(1 + 3 \delta z - 3 \frac{f_{\kappa}'}{f_{\kappa}} \delta r + \delta g\right) \frac{\bar{r}_z^2 \sin \theta}{H_z f_{\kappa z}^2 (1+z)^3}. \quad (4.37)$$

The remaining three terms can be computed by using Eqs. (4.15) and (4.16), in addition to

$$\frac{\partial}{\partial z} \Delta x^\alpha = n^i \delta_i^\alpha \frac{\partial}{\partial z} \delta r + \bar{r}_z \theta^i \delta_i^\alpha \left(\frac{\partial \ln \bar{r}_z}{\partial z} + \frac{\partial}{\partial z} \right) \delta \theta + \bar{r}_z \sin \theta \phi^i \delta_i^\alpha \left(\frac{\partial \ln \bar{r}_z}{\partial z} + \frac{\partial}{\partial z} \right) \delta \phi, \quad (4.38)$$

as

$$\sqrt{-\bar{g}} \times \epsilon_{\eta\alpha\beta\gamma} \frac{1}{a} \frac{\partial \Delta x^\alpha}{\partial z} \frac{\partial \bar{x}^\beta}{\partial \theta} \frac{\partial \bar{x}^\gamma}{\partial \phi} = \frac{\bar{r}_z^2 \sin \theta}{H_z f_{\kappa z}^2 (1+z)^3} \left(\frac{H_z}{f_{\kappa z}} \frac{\partial}{\partial z} \delta r \right), \quad (4.39)$$

$$\sqrt{-\bar{g}} \times \epsilon_{\eta\alpha\beta\gamma} \frac{1}{a} \frac{\partial \bar{x}^\alpha}{\partial z} \frac{\partial \Delta x^\beta}{\partial \theta} \frac{\partial \bar{x}^\gamma}{\partial \phi} = \frac{\bar{r}_z^2 \sin \theta}{H_z f_{\kappa z}^2 (1+z)^3} \left(\frac{\delta r}{\bar{r}_z} + \frac{\partial}{\partial \theta} \delta \theta \right), \quad (4.40)$$

$$\sqrt{-\bar{g}} \times \epsilon_{\eta\alpha\beta\gamma} \frac{1}{a} \frac{\partial \bar{x}^\alpha}{\partial z} \frac{\partial \bar{x}^\beta}{\partial \theta} \frac{\partial \Delta x^\gamma}{\partial \phi} = \frac{\bar{r}_z^2 \sin \theta}{H_z f_{\kappa z}^2 (1+z)^3} \left(\frac{\delta r}{\bar{r}_z} + \cot \theta \delta \theta + \frac{\partial}{\partial \phi} \delta \phi \right). \quad (4.41)$$

Combining all the terms, we arrive at the dimensionless volume fluctuation

$$\delta V = 3 \delta z + C_\alpha^\alpha + U_{\parallel} + 2 \frac{\delta r}{\bar{r}_z} - 3 \frac{f_{\kappa}'}{f_{\kappa}} \delta r + \frac{H_z}{f_{\kappa z}} \frac{\partial}{\partial z} \delta r - 2 \kappa. \quad (4.42)$$

The three terms proportional to the radial distortion δr can be rewritten in terms of $\tilde{\delta r}(\tilde{x})$ and $\delta\tilde{\chi}$ as

$$H_z \frac{\partial}{\partial z} \delta\tilde{\chi} + 2 \frac{\tilde{\delta r}}{\tilde{r}_z}. \quad (4.43)$$

The expression in a non-flat universe is similar to that in a flat universe, but the difference between the angular diameter distance and the radial distortions is manifest.

Despite the gauge dependence of the individual terms in Eq. (4.42), their combination, i.e. the volume fluctuation δV , is gauge-invariant, which we verify as follows. The term C_α^α can be rewritten as

$$C_\alpha^\alpha = 3\varphi + \mathcal{G}^\alpha|_\alpha = 3\varphi + f_{\kappa z} \left[N_\alpha \frac{\partial}{\partial \bar{r}} + \frac{1}{\bar{r}_z} \left(\Theta_\alpha \frac{\partial}{\partial \theta} + \Phi_\alpha \frac{1}{\sin \theta} \frac{\partial}{\partial \phi} \right) \right] \mathcal{G}^\alpha - \frac{3}{2} K \bar{r}_z \mathcal{G}_\parallel, \quad (4.44)$$

and it gauge-transforms as

$$\tilde{C}_\alpha^\alpha = C_\alpha^\alpha - 3\mathcal{H}T - f_{\kappa z} \left[N_\alpha \frac{\partial}{\partial \bar{r}} + \frac{1}{\bar{r}_z} \left(\Theta_\alpha \frac{\partial}{\partial \theta} + \Phi_\alpha \frac{1}{\sin \theta} \frac{\partial}{\partial \phi} \right) \right] \mathcal{L}^\alpha + \frac{3}{2} K \bar{r}_z \mathcal{L}_\parallel. \quad (4.45)$$

The first term cancels the gauge-dependent part of the redshift distortion δz in Eq. (4.24), and the angular derivatives cancel the angular derivatives of the gauge-dependent part in the lensing convergence κ in Eq. (4.23). The remaining terms in the transformation of C_α^α and κ cancel with the transformation of the source velocity

$$\tilde{U}^\alpha = U^\alpha + \mathcal{L}^{\alpha'}, \quad (4.46)$$

and the transformation of the radial distortion δr in Eq. (3.112), for which we use Eq. (4.31) to find

$$\frac{\partial}{\partial z} (f_{\kappa z} \mathcal{L}_\parallel) = -\frac{1}{H_z} \left[f_{\kappa z} \mathcal{L}'_\parallel - f_{\kappa z}^2 N_\alpha \frac{\partial}{\partial \bar{r}_z} \mathcal{L}^\alpha \right]. \quad (4.47)$$

Therefore, we can express the volume fluctuation entirely in terms of gauge-invariant variables:

$$\delta V = 3\delta z_\chi + 3\varphi_\chi + V_\parallel + \Psi_\parallel + \left(\frac{2}{\bar{r}_z} - K \bar{r}_z \right) \frac{\delta \mathcal{R}}{f_{\kappa}(\bar{r}_z)} + \frac{H(z)}{f_{\kappa}(\bar{r}_z)} \frac{\partial}{\partial z} \delta \mathcal{R} - 2\mathcal{K}, \quad (4.48)$$

where δz_χ , $\delta \mathcal{R}$ and \mathcal{K} were introduced in Eqs. (3.99) and (4.28) respectively.

Having computed the dimensionless volume fluctuation δV , we are now in position to relate the observed number density n_g^{obs} of galaxies with the physical number density n_g of galaxies at the source position:

$$dN_g^{\text{obs}} = n_g^{\text{obs}} dV_{\text{obs}} = n_g dV_{\text{phy}}, \quad n_g^{\text{obs}} = n_g (1 + \delta V), \quad (4.49)$$

where dN_g^{obs} is the observed number of galaxies counted by the observer within the observed redshift and solid angle. In addition to the volume fluctuation δV , the observed galaxy number density is also affected by the physical number density n_g expressed in terms of the observed position \tilde{x}_z^μ . The volume fluctuation includes the redshift-space distortion and the lensing effects, and the fluctuation in n_g includes the matter density fluctuation and the magnification bias, in addition to numerous relativistic effects (see, e.g., [68, 69]).

4.3 Weak gravitational lensing: Observed shear and convergence

Since gravitational lensing is a relativistic phenomenon, the relativistic effects are naturally part of the dominant contributions, and many groups have studied the additional relativistic contributions to the weak lensing observables [70–83]. Similar to the case in galaxy clustering, relatively less attention has been paid to weak gravitational lensing in a non-flat universe (see, however, [33]). Naturally, the primary difference in a non-flat universe lies in the angular diameter distance, and the lensing kernel depends on the background angular diameter distances. This simple prescription of using the angular diameter distance in a non-flat universe but the same theoretical description in a flat universe has been mostly used to compute the gravitational lensing observables in a non-flat universe. It is already evident that the light propagation in a non-flat universe is substantially more complicated. Here we derive the gravitational lensing observables in a non-flat universe. This subsection is a generalization of the fully gauge-invariant formalism [41] of cosmological weak lensing to a non-flat Universe. In particular, we closely follow the derivations described in Section 5.1 of [41], accounting for the difference in a non-flat universe.

The FRW coordinates x_s^μ of a point-like source observed at redshift z and angular direction n^i in the observer rest-frame were derived in Sec. 3.5. Here we consider an extended source at observed redshift z that appears subtended by the infinitesimal angular size $(d\theta, d\phi)$ in the sky. The source size in FRW coordinates is then

$$\begin{aligned} dx_s^\alpha &= \frac{\partial x_s^\alpha}{\partial \theta} d\theta + \frac{\partial x_s^\alpha}{\partial \phi} d\phi = -\bar{r}_z n^i \delta_i^\alpha \left[d\theta \left(\delta\theta - \frac{1}{\bar{r}_z} \frac{\partial}{\partial \theta} \delta r \right) + d\phi \left(\sin^2 \theta \delta\phi - \frac{1}{\bar{r}_z} \frac{\partial}{\partial \phi} \delta r \right) \right] \\ &+ \bar{r}_z \theta^i \delta_i^\alpha \left[d\theta \left(1 + \frac{\delta r}{\bar{r}_z} + \frac{\partial}{\partial \theta} \delta\theta \right) + d\phi \left(\frac{\partial}{\partial \phi} \delta\theta - \sin \theta \cos \theta \delta\phi \right) \right] \\ &+ \bar{r}_z \sin \theta \phi^i \delta_i^\alpha \left[d\theta \left(\cot \theta + \frac{\partial}{\partial \theta} \right) \delta\phi + d\phi \left(1 + \frac{\delta r}{\bar{r}_z} + \frac{\partial}{\partial \phi} \delta\phi + \cot \theta \delta\theta \right) \right], \quad (4.50) \end{aligned}$$

and we define the perturbation Δs^α as

$$dx_s^\alpha := \bar{r}_z (dn^\alpha + \Delta s^\alpha), \quad dn^\alpha = \theta^i \delta_i^\alpha d\theta + \sin \theta \phi^i \delta_i^\alpha d\phi. \quad (4.51)$$

The expression for the perturbation Δs^α is identical in parametrized form to the expression in a flat Universe, derived in Eq. (5.6) in [41]. However, the individual components such as the background radial coordinate \bar{r}_z at observed redshift z and the perturbations δr , $\delta\theta$ and $\delta\phi$ in the source position do of course differ from the expressions in a flat Universe, as discussed in Sec. 3.5. In computing the extended source size, we need to consider that the source size is indeed described by 4D dx_s^μ , instead of 3D dx_s^α in Eq. (4.50). However, we will only need the spatial component for our purposes at the linear order.

Next, we compute the photon propagation direction n_s^i in the source rest frame, in which the physical shape of the observed source galaxies is defined. The temporal and the spatial components

of the photon propagation direction n_s^μ in FRW coordinates are already introduced in Eq. (4.7) as

$$\begin{aligned}
n_s^\eta &= \frac{1}{a} \{ \mathcal{U}_\parallel - \mathcal{B}_\parallel \} , \\
n_s^\alpha &= \frac{1}{a} \left\{ N^\alpha + N^\alpha (C_\parallel - \varphi_\chi - H\chi) - 2N^\gamma C_\gamma^\alpha + (\Theta^\alpha \Theta_\gamma + \Phi^\alpha \Phi_\gamma) V^\gamma - N^\gamma \mathcal{G}_{,\gamma}^\alpha \right. \\
&\quad + \frac{K\bar{r}_z}{2} N^\alpha \mathcal{G}_\parallel + f_k(\bar{r}_z) [-(\Theta^\alpha \Theta_\gamma + \Phi^\alpha \Phi_\gamma) V^\gamma + N^\gamma C_\gamma^\alpha - N^\alpha C_\parallel - \epsilon_{ij}^\alpha n^i \Omega^j]_{\bar{o}} \\
&\quad - \frac{K\bar{r}_z}{2} f_k(\bar{r}_z) [\delta x^\alpha + \mathcal{G}^\alpha - N^\alpha (\delta x_\parallel + \mathcal{G}_\parallel)]_{\bar{o}} \\
&\quad - f_k(\bar{r}_z) \int_0^{\bar{r}_z} \frac{d\bar{r}}{\bar{r} f_k(\bar{r})} \left(1 + \frac{K\bar{r}(\bar{r}_z - \bar{r})}{2 f_k(\bar{r})} \right) \left[\Theta^\alpha \frac{\partial}{\partial \theta} + \frac{1}{\sin \theta} \Phi^\alpha \frac{\partial}{\partial \phi} \right] [\alpha_\chi - \varphi_\chi - \Psi_\parallel - C_\parallel] \\
&\quad \left. - f_k(\bar{r}_z) \int_0^{\bar{r}_z} \frac{d\bar{r}}{f_k(\bar{r})} \frac{1}{\bar{r}} [\Theta^\alpha \Theta_\gamma + \Phi^\alpha \Phi_\gamma] (\Psi^\gamma + 2N^\epsilon C_\epsilon^\gamma) \right\} , \tag{4.52}
\end{aligned}$$

where we used the expressions for $\delta\nu$ and δN^α derived in Sec. 3.4. With a tetrad vector $[e_a^\mu]_s$ at the source position, we can project the photon propagation direction n_s^μ to obtain the one n_s^i in the rest frame of the source:

$$n_{is} = g_{\mu\nu} e_i^\mu n_s^\nu = g_{\alpha\beta} e_i^\alpha n_s^\beta + \mathcal{O}(2) , \tag{4.53}$$

and the direction n_s^i measured by an observer at the source position is

$$\begin{aligned}
n_s^i &= \delta^{ij} n_{js} = n^i + \left[(\theta^i \Theta_\gamma + \phi^i \Phi_\gamma) V^\gamma - f_k^2 n^j \delta_j^\alpha \delta^{i\gamma} C_{\alpha\gamma} + n^i C_\parallel + \epsilon^i_{jk} n^j \Omega^k \right]_{\bar{o}}^s \\
&\quad - \frac{K\bar{r}_z}{2} [\delta_\alpha^i (\delta x^\alpha + \mathcal{G}^\alpha) - n^i (\delta x_\parallel + \mathcal{G}_\parallel)]_{\bar{o}} - \int_0^{\bar{r}_z} \frac{d\bar{r}}{\bar{r}} [\theta^i \Theta_\gamma + \phi^i \Phi_\gamma] \left(\Psi^\gamma + 2N^\beta C_\beta^\gamma \right) \\
&\quad - \int_0^{\bar{r}_z} \frac{d\bar{r}}{\bar{r}} \left[1 + \frac{K\bar{r}(\bar{r}_z - \bar{r})}{2 f_k(\bar{r})} \right] \left[\theta^i \frac{\partial}{\partial \theta} + \frac{1}{\sin \theta} \phi^i \frac{\partial}{\partial \phi} \right] [\alpha_\chi - \varphi_\chi - \Psi_\parallel - C_\parallel] . \tag{4.54}
\end{aligned}$$

This corresponds to Eq. (5.10) in [41], where

$$\begin{aligned}
&- [\theta^i \Theta_\gamma + \phi^i \Phi_\gamma] \left(\Psi^\gamma + 2N^\beta C_\beta^\gamma \right) - \left[\theta^i \frac{\partial}{\partial \theta} + \frac{1}{\sin \theta} \phi^i \frac{\partial}{\partial \phi} \right] [\alpha_\chi - \varphi_\chi - \Psi_\parallel - C_\parallel] \\
&= -\hat{\nabla}^i (\alpha_\chi - \varphi_\chi) + N^\alpha \hat{\nabla}^i \Psi_\alpha + N^\alpha N^\beta \hat{\nabla}^i C_{\alpha\beta} . \tag{4.55}
\end{aligned}$$

Compared to the case in a flat universe, two extra contributions are present in proportion to K . By introducing the perturbations $\Delta\theta := \theta_s - \theta$ and $\Delta\phi := \phi_s - \phi$ to account for the deviation of the two angles θ_s and ϕ_s observed in the source rest-frame from the two angles θ and ϕ observed in the observer rest-frame, the light propagation direction in the source rest-frame can be written as

$$n_s^i = \begin{pmatrix} \sin \theta_s \cos \phi_s \\ \sin \theta_s \sin \phi_s \\ \cos \theta_s \end{pmatrix} = n^i + \theta^i \Delta\theta + \sin \theta \phi^i \Delta\phi + \mathcal{O}(2) . \tag{4.56}$$

The perturbations in angles are therefore given by

$$\begin{aligned}
\Delta\theta &= \theta_i n_s^i = \left[\Theta_\gamma V^\gamma - N^\alpha \Theta^\gamma C_{\alpha\gamma} - \phi_k \Omega^k \right]_{\bar{o}}^s - \frac{K\bar{r}_z}{2} \theta_i \delta_\alpha^i (\delta x^\alpha + \mathcal{G}^\alpha)_{\bar{o}} \\
&\quad - \int_0^{\bar{r}_z} \frac{d\bar{r}}{\bar{r}} \Theta_\gamma \left(\Psi^\gamma + 2N^\beta C_\beta^\gamma \right) - \int_0^{\bar{r}_z} \frac{d\bar{r}}{\bar{r}} \left[1 + \frac{K\bar{r}(\bar{r}_z - \bar{r})}{2 f_k(\bar{r})} \right] \frac{\partial}{\partial \theta} [\alpha_\chi - \varphi_\chi - \Psi_\parallel - C_\parallel] , \tag{4.57}
\end{aligned}$$

and equivalently for $\Delta\phi = \frac{1}{\sin\theta}\phi_i n_s^i$. The corresponding expression in a flat Universe was derived in Eq. (5.16) in [41]. As in Eq. (3.70), we form an orthonormal basis by introducing the two direction vectors θ_s^i and ϕ_s^i perpendicular to n_s^i :

$$\begin{aligned}\theta_s^i &= \frac{\partial}{\partial\theta_s} n_s^i = \theta^i - n^i \Delta\theta + \cos\theta \phi^i \Delta\phi + \mathcal{O}(2) =: \theta^i + \Delta\theta_s^i, \\ \phi_s^i &= \frac{1}{\sin\theta_s} \frac{\partial}{\partial\phi_s} n_s^i = \phi^i - (\sin\theta n^i + \cos\theta \theta^i) \Delta\phi + \mathcal{O}(2) =: \phi^i + \Delta\phi_s^i.\end{aligned}\quad (4.58)$$

The physical shape in the source rest-frame that appears in the observer sky extended by $(d\theta, d\phi)$ can be determined by projecting dx_s^α in Eq. (4.50) along the two orthogonal directions θ_s^i and ϕ_s^i in the plane perpendicular to the light propagation direction n_s^i :

$$\begin{aligned}dL_{\theta_s} &= g_{\mu\nu} e_i^\mu dx_s^\nu \theta_s^i = g_{\alpha\beta} e_i^\alpha dx_s^\beta \theta_s^i + \mathcal{O}(2) \\ &= a(\eta_s) f_k(r_s) \bar{r}_z \left[\frac{1}{f_k^2} d\theta + \bar{g}_{\alpha\beta} \theta^i \delta_i^\alpha \Delta s^\beta + 2\theta^i \delta_i^\alpha C_{\alpha\beta} dn^\beta + \bar{g}_{\alpha\beta} dn^\beta \left(\delta_i^\alpha \Delta\theta_s^i \right. \right. \\ &\quad \left. \left. - \theta^i \delta_i^\gamma \left(\delta_\gamma^\alpha \varphi + \mathcal{G}_{,\gamma}^\alpha + C_\gamma^\alpha - \frac{K f_k}{2} \delta_\gamma^\alpha x^\delta \mathcal{G}_\delta \right) - \delta^{\alpha j} \epsilon_{jik} \theta^i \Omega^k \right) \right],\end{aligned}\quad (4.59)$$

$$\begin{aligned}dL_{\phi_s} &= g_{\mu\nu} e_i^\mu dx_s^\nu \phi_s^i = g_{\alpha\beta} e_i^\alpha dx_s^\beta \phi_s^i + \mathcal{O}(2) \\ &= a(\eta_s) f_k(r_s) \bar{r}_z \left[\frac{1}{f_k^2} \sin\theta d\phi + \bar{g}_{\alpha\beta} \phi^i \delta_i^\alpha \Delta s^\beta + 2\phi^i \delta_i^\alpha C_{\alpha\beta} dn^\beta + \bar{g}_{\alpha\beta} dn^\beta \left(\delta_i^\alpha \Delta\phi_s^i \right. \right. \\ &\quad \left. \left. - \phi^i \delta_i^\gamma \left(\delta_\gamma^\alpha \varphi + \mathcal{G}_{,\gamma}^\alpha + C_\gamma^\alpha - \frac{K f_k}{2} \delta_\gamma^\alpha x^\delta \mathcal{G}_\delta \right) - \delta^{\alpha j} \epsilon_{jik} \phi^i \Omega^k \right) \right].\end{aligned}\quad (4.60)$$

This equation corresponds to Eq. (5.18) in [41]. Apart from the appearance of some factors of the function f_k in our expression, they have the same parametrized form, as the terms in the second line of Eqs. (4.59) and (4.60) are simply $\frac{1}{f_k} \delta e_i^\alpha \theta^i$ or $\frac{1}{f_k} \delta e_i^\alpha \phi^i$ respectively. For the terms proportional to Δs^β , we notice that $\bar{g}_{\alpha\beta} \theta^i \delta_i^\alpha = \frac{1}{f_k^2} \delta_{\alpha\beta} \theta^i \delta_i^\alpha = \frac{1}{f_k^2} \delta_{i\beta} \theta^i$, hence

$$\begin{aligned}\bar{g}_{\alpha\beta} \theta^i \delta_i^\alpha \Delta s^\beta &= \frac{1}{f_k^2} \left[d\theta \left(\frac{\delta r}{\bar{r}_z} + \frac{\partial}{\partial\theta} \delta\theta \right) + d\phi \left(\frac{\partial}{\partial\phi} \delta\theta - \sin\theta \cos\theta \delta\phi \right) \right], \\ \bar{g}_{\alpha\beta} \phi^i \delta_i^\alpha \Delta s^\beta &= \frac{1}{f_k^2} \left[d\theta \left(\cos\theta + \sin\theta \frac{\partial}{\partial\theta} \right) \delta\phi + \sin\theta d\phi \left(\frac{\delta r}{\bar{r}_z} + \frac{\partial}{\partial\phi} \delta\phi + \cot\theta \delta\theta \right) \right]\end{aligned}\quad (4.61)$$

Apart from the overall factor of f_k^{-2} , our expressions coincide with the parametrization in Eqs. (5.19) and (5.20) in [41] derived for a flat universe. The next terms in Eqs. (4.59) and (4.60) are proportional to the perturbation $C_{\alpha\beta}$ in the spatial part of the metric, which are decomposed according to Eq. (3.2):

$$\begin{aligned}2\theta^i \delta_i^\alpha C_{\alpha\beta} dn^\beta &= \frac{2}{f_k^2} \varphi d\theta + 2\theta^i \delta_i^\alpha \mathcal{G}_{(\alpha|\beta)} dn^\beta + 2C_{\alpha\beta} \theta^i \delta_i^\alpha dn^\beta, \\ 2\phi^i \delta_i^\alpha C_{\alpha\beta} dn^\beta &= \frac{2}{f_k^2} \varphi \sin\theta d\phi + 2\phi^i \delta_i^\alpha \mathcal{G}_{(\alpha|\beta)} dn^\beta + 2C_{\alpha\beta} \phi^i \delta_i^\alpha dn^\beta,\end{aligned}\quad (4.62)$$

where we used that $\gamma_{,\alpha|\beta} = \gamma_{,\beta|\alpha}$. Finally, the last terms in Eqs. (4.59) and (4.60) are

$$\begin{aligned}
& \bar{g}_{\alpha\beta} dn^\beta \left(\delta_i^\alpha \Delta \theta_s^i - \theta^i \delta_i^\gamma \left(\delta_\gamma^\alpha \varphi + \mathcal{G}_{,\gamma}^\alpha + C_\gamma^\alpha - \frac{K f_k}{2} \delta_\gamma^\alpha x^\delta \mathcal{G}_\delta \right) - \delta^{\alpha j} \epsilon_{jik} \theta^i \Omega^k \right) \\
&= \frac{1}{f_k^2} \left[d\theta \left(\frac{K f_k}{2} x^\delta \mathcal{G}_\delta - \varphi \right) + \sin \theta d\phi \left(\cos \theta \Delta \phi - \epsilon_{jik} \phi^j \theta^i \Omega^k \right) \right] - \bar{g}_{\alpha\beta} dn^\beta \theta^i \delta_i^\gamma (\mathcal{G}_{,\gamma}^\alpha + C_\gamma^\alpha), \\
& \bar{g}_{\alpha\beta} dn^\beta \left(\delta_i^\alpha \Delta \phi_s^i - \phi^i \delta_i^\gamma \left(\delta_\gamma^\alpha \varphi + \mathcal{G}_{,\gamma}^\alpha + C_\gamma^\alpha - \frac{K f_k}{2} \delta_\gamma^\alpha x^\delta \mathcal{G}_\delta \right) - \delta^{\alpha j} \epsilon_{jik} \phi^i \Omega^k \right) \\
&= \frac{1}{f_k^2} \left[-d\theta \left(\cos \theta \Delta \phi + \epsilon_{jik} \theta^j \phi^i \Omega^k \right) + \sin \theta d\phi \left(\frac{K f_k}{2} x^\delta \mathcal{G}_\delta - \varphi \right) \right] - \bar{g}_{\alpha\beta} dn^\beta \phi^i \delta_i^\gamma (\mathcal{G}_{,\gamma}^\alpha + C_\gamma^\alpha). \tag{4.63}
\end{aligned}$$

Combining all these terms leads to

$$\begin{aligned}
\frac{dL_{\theta_s}}{a(\eta_s) f_k(r_s) \bar{r}_z} &= \frac{1}{f_k^2} d\theta \left[1 + \frac{\delta r}{\bar{r}_z} + \frac{\partial}{\partial \theta} \delta \theta + \varphi + \frac{K f_k}{2} x^\delta \mathcal{G}_\delta \right] \\
&+ \frac{1}{f_k^2} \sin \theta d\phi \left[\frac{1}{\sin \theta} \frac{\partial}{\partial \phi} \delta \theta + \cos \theta (\Delta \phi - \delta \phi) + \Omega^n \right] \\
&+ (2\theta^i \delta_i^\alpha \mathcal{G}_{(\alpha|\beta)} - \bar{g}_{\alpha\beta} \theta^i \delta_i^\gamma \mathcal{G}_{,\gamma}^\alpha) dn^\beta + C_{\alpha\beta} \theta^i \delta_i^\alpha dn^\beta, \\
\frac{dL_{\phi_s}}{a(\eta_s) f_k(r_s) \bar{r}_z} &= \frac{1}{f_k^2} d\theta \left[\cos \theta \delta \phi + \sin \theta \frac{\partial}{\partial \theta} \delta \phi - \cos \theta \Delta \phi - \Omega^n \right] \\
&+ \frac{1}{f_k^2} \sin \theta d\phi \left[1 + \frac{\delta r}{\bar{r}_z} + \frac{\partial}{\partial \phi} \delta \phi + \cot \theta \delta \theta + \varphi + \frac{K f_k}{2} x^\delta \mathcal{G}_\delta \right] \\
&+ (2\phi^i \delta_i^\alpha \mathcal{G}_{(\alpha|\beta)} - \bar{g}_{\alpha\beta} \phi^i \delta_i^\gamma \mathcal{G}_{,\gamma}^\alpha) dn^\beta + C_{\alpha\beta} \phi^i \delta_i^\alpha dn^\beta, \tag{4.64}
\end{aligned}$$

where we decomposed the rotation Ω^i of the local tetrad basis as

$$\Omega^i =: n^i \Omega^n + \theta^i \Omega^\theta + \phi^i \Omega^\phi, \tag{4.65}$$

hence $\epsilon_{jik} \theta^j \phi^i \Omega^k = -\epsilon_{jik} \phi^j \theta^i \Omega^k = \Omega^n$. We first have a closer look on the two terms proportional to the perturbation \mathcal{G}_α . The covariant derivative with respect to the background three-metric $\bar{g}_{\alpha\beta}$ is related to the coordinate derivative through

$$\mathcal{G}_{\alpha|\beta} = \mathcal{G}_{\alpha,\beta} - \bar{\Gamma}_{\beta\alpha}^\gamma \mathcal{G}_\gamma = \mathcal{G}_{\alpha,\beta} + \frac{K}{2f_k} \left(\delta_{\alpha\delta} x^\delta \mathcal{G}_\beta + \delta_{\beta\delta} x^\delta \mathcal{G}_\alpha - \delta_{\beta\alpha} x^\gamma \mathcal{G}_\gamma \right), \tag{4.66}$$

and since

$$\bar{g}_{\alpha\beta} \mathcal{G}_{,\gamma}^\alpha = \mathcal{G}_{\beta,\gamma} + \frac{K}{f_k} \delta_{\gamma\delta} x^\delta \mathcal{G}_\beta, \tag{4.67}$$

the part proportional to \mathcal{G}_α becomes

$$\begin{aligned}
2\theta^i \delta_i^\alpha \mathcal{G}_{(\alpha|\beta)} - \bar{g}_{\alpha\beta} \theta^i \delta_i^\gamma \mathcal{G}_{,\gamma}^\alpha &= \theta^i \delta_i^\alpha \mathcal{G}_{\alpha,\beta} + \frac{K}{f_k} \left(\delta_{\beta\delta} x^\delta \theta^i \delta_i^\alpha \mathcal{G}_\alpha - \theta^i \delta_{i\beta} x^\gamma \mathcal{G}_\gamma \right) \\
&= \theta^i \delta_i^\alpha \mathcal{G}_{\alpha,\beta} + \frac{K \bar{r}}{f_k^2} \left(n^i \delta_{i\beta} \Theta^\alpha \mathcal{G}_\alpha - \theta^i \delta_{i\beta} \mathcal{G}_{\parallel} \right), \tag{4.68}
\end{aligned}$$

where we used that $x^\alpha = \bar{r} n^i \delta_i^\alpha + \mathcal{O}(1)$ along the photon propagation path. Multiplying this with dn^β leads to

$$\begin{aligned}
(2\theta^i \delta_i^\alpha \mathcal{G}_{(\alpha|\beta)} - \bar{g}_{\alpha\beta} \theta^i \delta_i^\gamma \mathcal{G}_{,\gamma}^\alpha) dn^\beta &= \frac{1}{f_k^2} \left[(d\theta \Theta^\beta + d\phi \sin \theta \Phi^\beta) \Theta^\alpha \mathcal{G}_{\alpha,\beta} - K \bar{r} \mathcal{G}_{\parallel} d\theta \right], \\
(2\phi^i \delta_i^\alpha \mathcal{G}_{(\alpha|\beta)} - \bar{g}_{\alpha\beta} \phi^i \delta_i^\gamma \mathcal{G}_{,\gamma}^\alpha) dn^\beta &= \frac{1}{f_k^2} \left[(d\theta \Theta^\beta + d\phi \sin \theta \Phi^\beta) \Phi^\alpha \mathcal{G}_{\alpha,\beta} - K \bar{r} \sin \theta \mathcal{G}_{\parallel} d\phi \right]. \tag{4.69}
\end{aligned}$$

The tensor terms in Eq. (4.64) are

$$\begin{aligned} C_{\alpha\beta}\theta^i\delta_i^\alpha dn^\beta &= \frac{1}{f_K^2}(C_{\Theta\Theta} d\theta + C_{\Theta\Phi} \sin\theta d\phi), \\ C_{\alpha\beta}\phi^i\delta_i^\alpha dn^\beta &= \frac{1}{f_K^2}(C_{\Phi\Theta} d\theta + C_{\Phi\Phi} \sin\theta d\phi), \end{aligned} \quad (4.70)$$

where we introduced the notation

$$C_{\Theta\Theta} = C_{\alpha\beta}\Theta^\alpha\Theta^\beta, \quad C_{\Phi\Phi} = C_{\alpha\beta}\Phi^\alpha\Phi^\beta, \quad C_{\Phi\Theta} = C_{\alpha\beta}\Phi^\alpha\Theta^\beta = C_{\Theta\Phi}. \quad (4.71)$$

The physical shape of the source in Eq. (4.64) can be rewritten as

$$\begin{aligned} dL_{\theta_s} &= \frac{a(\eta_s)\bar{r}_z}{f_K(r_s)} \left\{ d\theta \left[1 + \frac{\delta r}{\bar{r}_z} + \frac{\partial}{\partial\theta}\delta\theta + \varphi - \frac{K\bar{r}_z}{2}\mathcal{G}_{\parallel} + \Theta^\alpha\Theta^\beta\mathcal{G}_{\alpha,\beta} + C_{\Theta\Theta} \right] \right. \\ &\quad \left. + \sin\theta d\phi \left[\frac{1}{\sin\theta}\frac{\partial}{\partial\phi}\delta\theta + \cos\theta(\Delta\phi - \delta\phi) - \epsilon_{jik}\phi^j\theta^i\Omega^k + \Theta^\alpha\Phi^\beta\mathcal{G}_{\alpha,\beta} + C_{\Theta\Phi} \right] \right\}, \\ dL_{\phi_s} &= \frac{a(\eta_s)\bar{r}_z}{f_K(r_s)} \left\{ d\theta \left[\cos\theta\delta\phi + \sin\theta\frac{\partial}{\partial\theta}\delta\phi - \cos\theta\Delta\phi - \epsilon_{jik}\theta^j\phi^i\Omega^k + \Phi^\alpha\Theta^\beta\mathcal{G}_{\alpha,\beta} + C_{\Phi\Theta} \right] \right. \\ &\quad \left. + \sin\theta d\phi \left[1 + \frac{\delta r}{\bar{r}_z} + \frac{\partial}{\partial\phi}\delta\phi + \cot\theta\delta\theta + \varphi - \frac{K\bar{r}_z}{2}\mathcal{G}_{\parallel} + \Phi^\alpha\Phi^\beta\mathcal{G}_{\alpha,\beta} + C_{\Phi\Phi} \right] \right\}. \end{aligned} \quad (4.72)$$

This corresponds to Eq. (5.23) in [41] in a flat Universe. Using Eq. (3.96) and expanding the function $f_K(r_s) = f_K(\bar{r}_z + \delta r)$ around the background radial coordinate \bar{r}_z leads to

$$\frac{a(\eta_s)\bar{r}_z}{f_K(r_s)} = \frac{\bar{r}_z}{(1+z)f_K(\bar{r}_z)} \left[1 + \delta z - \frac{K}{2f_K(\bar{r}_z)}\bar{r}_z\delta r \right] = \bar{D}_A(z) \left[1 + \delta z - \frac{K}{2f_K(\bar{r}_z)}\bar{r}_z\delta r \right], \quad (4.73)$$

at linear order in perturbation theory, where $\bar{D}_A(z)$ is the angular diameter distance in the background, given in Eq. (4.4). So the physical shape in the source rest-frame ($dL_{\theta_s}, dL_{\phi_s}$) in Eq. (4.72) can be expressed at the observed redshift as

$$\begin{pmatrix} dL_{\theta_s} \\ dL_{\phi_s} \end{pmatrix} =: \bar{D}_A(z) \begin{pmatrix} \hat{\mathbb{D}}_{11} & \hat{\mathbb{D}}_{12} \\ \hat{\mathbb{D}}_{21} & \hat{\mathbb{D}}_{22} \end{pmatrix} \begin{pmatrix} d\theta \\ \sin\theta d\phi \end{pmatrix}, \quad (4.74)$$

in terms of the observed source size ($d\theta, d\phi$) in the sky and the distortion matrix elements

$$\begin{aligned} \hat{\mathbb{D}}_{11} &= \left(1 + \frac{\partial}{\partial\theta}\delta\theta \right) + \delta z + \left(1 - \frac{1}{4}K\bar{r}_z^2 \right) \frac{\delta r}{\bar{r}_z f_K(\bar{r}_z)} + \varphi + \Theta^\alpha\Theta^\beta\mathcal{G}_{\alpha,\beta} - \frac{K\bar{r}_z}{2}\mathcal{G}_{\parallel} + C_{\Theta\Theta}, \\ \hat{\mathbb{D}}_{22} &= \left(1 + \cot\theta\delta\theta + \frac{\partial}{\partial\phi}\delta\phi \right) + \delta z + \left(1 - \frac{1}{4}K\bar{r}_z^2 \right) \frac{\delta r}{\bar{r}_z f_K(\bar{r}_z)} + \varphi + \Phi^\alpha\Phi^\beta\mathcal{G}_{\alpha,\beta} - \frac{K\bar{r}_z}{2}\mathcal{G}_{\parallel} + C_{\Phi\Phi}, \\ \hat{\mathbb{D}}_{12} &= \left(\frac{1}{\sin\theta}\frac{\partial}{\partial\phi}\delta\theta - \cos\theta\delta\phi \right) + \Theta^\alpha\Phi^\beta\mathcal{G}_{\alpha,\beta} + C_{\Theta\Phi} + \Omega^n + \cos\theta\Delta\phi, \\ \hat{\mathbb{D}}_{21} &= \left(\cos\theta + \sin\theta\frac{\partial}{\partial\theta} \right) \delta\phi + \Phi^\alpha\Theta^\beta\mathcal{G}_{\alpha,\beta} + C_{\Phi\Theta} - \Omega^n - \cos\theta\Delta\phi. \end{aligned} \quad (4.75)$$

These matrix elements correspond to Eqs. (5.26)–(5.29) in [41]. Mind that the term proportional to the radial distortion δr expressed in terms of the coordinates where the radius in the background corresponds to the comoving angular diameter distance \tilde{r} is just $\delta r(\tilde{x})/\tilde{r}_z$, as evident from Eq. (4.22).

The appearance of the term proportional to $K\delta r$ emerges from the expansion of the function $f_{\mathbf{k}}(r_s)$ around \bar{r}_z . These terms do not appear in $\hat{\mathbb{D}}_{12}$ and $\hat{\mathbb{D}}_{21}$ as we work at linear order in perturbation theory. Note that

$$\begin{aligned}\Theta^\alpha\Theta^\beta\mathcal{G}_{\alpha,\beta} - \frac{K\bar{r}_z}{2}\mathcal{G}_{\parallel} &= \Theta^\alpha\Theta^\beta\mathcal{G}_{\alpha|\beta}, & \Theta^\alpha\Phi^\beta\mathcal{G}_{\alpha,\beta} &= \Theta^\alpha\Phi^\beta\mathcal{G}_{\alpha|\beta}, \\ \Phi^\alpha\Phi^\beta\mathcal{G}_{\alpha,\beta} - \frac{K\bar{r}_z}{2}\mathcal{G}_{\parallel} &= \Phi^\alpha\Phi^\beta\mathcal{G}_{\alpha|\beta}, & \Phi^\alpha\Theta^\beta\mathcal{G}_{\alpha,\beta} &= \Phi^\alpha\Theta^\beta\mathcal{G}_{\alpha|\beta},\end{aligned}\quad (4.76)$$

and

$$\frac{\partial}{\partial x^\alpha} = \frac{\partial}{\partial \bar{x}^\alpha} + \mathcal{O}(1) = n^i\delta_{i\alpha}\frac{\partial}{\partial \bar{r}} + \frac{1}{\bar{r}}\theta^i\delta_{i\alpha}\frac{\partial}{\partial \theta} + \frac{1}{\bar{r}\sin\theta}\phi^i\delta_{i\alpha}\frac{\partial}{\partial \phi} + \mathcal{O}(1), \quad (4.77)$$

hence

$$\begin{aligned}\Theta^\alpha\Theta^\beta\mathcal{G}_{\alpha,\beta} &= f_{\mathbf{k}}^2(\bar{r})\theta^i\delta_i^\alpha\theta^j\delta_j^\beta\mathcal{G}_{\alpha,\beta} = \frac{f_{\mathbf{k}}^2(\bar{r})}{\bar{r}}\theta^i\delta_i^\alpha\frac{\partial}{\partial \theta}\mathcal{G}_\alpha, \\ \Phi^\alpha\Phi^\beta\mathcal{G}_{\alpha,\beta} &= f_{\mathbf{k}}^2(\bar{r})\phi^i\delta_i^\alpha\phi^j\delta_j^\beta\mathcal{G}_{\alpha,\beta} = \frac{f_{\mathbf{k}}^2(\bar{r})}{\bar{r}\sin\theta}\phi^i\delta_i^\alpha\frac{\partial}{\partial \phi}\mathcal{G}_\alpha, \\ \Theta^\alpha\Phi^\beta\mathcal{G}_{\alpha,\beta} &= f_{\mathbf{k}}^2(\bar{r})\theta^i\delta_i^\alpha\phi^j\delta_j^\beta\mathcal{G}_{\alpha,\beta} = \frac{f_{\mathbf{k}}^2(\bar{r})}{\bar{r}\sin\theta}\theta^i\delta_i^\alpha\frac{\partial}{\partial \phi}\mathcal{G}_\alpha, \\ \Phi^\alpha\Theta^\beta\mathcal{G}_{\alpha,\beta} &= f_{\mathbf{k}}^2(\bar{r})\phi^i\delta_i^\alpha\theta^j\delta_j^\beta\mathcal{G}_{\alpha,\beta} = \frac{f_{\mathbf{k}}^2(\bar{r})}{\bar{r}}\phi^i\delta_i^\alpha\frac{\partial}{\partial \theta}\mathcal{G}_\alpha.\end{aligned}\quad (4.78)$$

Having derived the relation of the physical shape of the source and the observed angular shape, now we are in a position to derive the weak lensing observables. First, the convergence $\hat{\kappa}$ of the distortion matrix $\hat{\mathbb{D}}$ is

$$\begin{aligned}\hat{\kappa} &\equiv 1 - \frac{1}{2}\text{Tr}(\hat{\mathbb{D}}) \\ &= \kappa - \delta z - \left(1 - \frac{1}{4}K\bar{r}_z^2\right)\frac{\delta r}{\bar{r}_z f_{\mathbf{k}z}} - \varphi - \frac{1}{2}\left[C_{\Theta\Theta} + C_{\Phi\Phi} + \left(\Theta^\alpha\Theta^\beta + \Phi^\alpha\Phi^\beta\right)\mathcal{G}_{\alpha|\beta}\right]\end{aligned}\quad (4.79)$$

where

$$\left(\Theta^\alpha\Theta^\beta + \Phi^\alpha\Phi^\beta\right)\mathcal{G}_{\alpha|\beta} = \left(\Theta^\alpha\Theta^\beta + \Phi^\alpha\Phi^\beta\right)\mathcal{G}_{\alpha,\beta} - K\bar{r}_z\mathcal{G}_{\parallel}. \quad (4.80)$$

Contrary to the standard expression κ in Eq. (4.19), the expression for the lensing convergence $\hat{\kappa}$ is gauge invariant, as the additional terms in Eq. (4.79) exactly cancel the gauge-dependent terms of κ . Comparing the distance fluctuation $\delta\mathcal{D}$ in Eq. (4.20) with the convergence $\hat{\kappa}$ in Eq. (4.79) and noting that

$$C_\alpha^\alpha - C_{\parallel} = 2\varphi + \left(\Theta^\alpha\Theta^\beta + \Phi^\alpha\Phi^\beta\right)\mathcal{G}_{\alpha,\beta} - K\bar{r}_z\mathcal{G}_{\parallel} - C_{\parallel}, \quad (4.81)$$

and

$$C_{\parallel} = -C_{\Theta\Theta} - C_{\Phi\Phi}, \quad (4.82)$$

as the tensor $C_{\alpha\beta}$ is traceless, we find that the two quantities are equivalent up to sign,

$$\hat{\kappa} = -\delta\mathcal{D}, \quad (4.83)$$

at linear order in perturbation theory. This relation has already been pointed out in [41] in their Eq. (5.41), and since we proved in Sec. 4.1 the gauge invariance of the distance fluctuation, it follows that the convergence $\hat{\kappa}$ is indeed gauge invariant.

Next, the two gravitational lensing shear components of the distortion matrix $\hat{\mathbb{D}}$ are

$$\begin{aligned} 2\hat{\gamma}_1 &\equiv \hat{\mathbb{D}}_{22} - \hat{\mathbb{D}}_{11} = \cot \theta \delta\theta + \frac{\partial}{\partial\phi}\delta\phi - \frac{\partial}{\partial\theta}\delta\theta + (\Phi^\alpha\Phi^\beta - \Theta^\alpha\Theta^\beta)\mathcal{G}_{\alpha|\beta} + C_{\Phi\Phi} - C_{\Theta\Theta}, \\ -2\hat{\gamma}_2 &\equiv \hat{\mathbb{D}}_{12} + \hat{\mathbb{D}}_{21} = \frac{1}{\sin\theta}\frac{\partial}{\partial\phi}\delta\theta + \sin\theta\frac{\partial}{\partial\theta}\delta\phi + (\Theta^\alpha\Phi^\beta + \Phi^\alpha\Theta^\beta)\mathcal{G}_{\alpha|\beta} + C_{\Theta\Phi} + C_{\Phi\Theta}. \end{aligned} \quad (4.84)$$

We can verify their gauge-invariance by using the gauge transformation properties of the two angular distortions $\delta\theta$ and $\delta\phi$ in Eq. (3.117) and the identities in Eq. (4.78). The shear components derived in a flat Universe in [41] in their Eqs. (5.42)-(5.45) have the same parametrized form as our result, but the individual components such as $\delta\theta$ and $\delta\phi$ are different and depend on the value of the curvature K . Mind that there is also a factor of the function f_{Kz} in the definition of Θ^α and Φ^α . The terms proportional to the metric perturbation variables \mathcal{G}_α and $C_{\alpha\beta}$ are coming from the change of the FRW frame to the rest-frame of the source [41].

Finally, the rotation $\hat{\omega}$ of the distortion matrix $\hat{\mathbb{D}}$ is

$$\begin{aligned} 2\hat{\omega} &\equiv \hat{\mathbb{D}}_{21} - \hat{\mathbb{D}}_{12} \\ &= \left(\sin\theta\frac{\partial}{\partial\theta}\delta\phi - \frac{1}{\sin\theta}\frac{\partial}{\partial\phi}\delta\theta + 2\cos\theta\delta\phi \right) + (\Phi^\alpha\Theta^\beta - \Theta^\alpha\Phi^\beta)\mathcal{G}_{\alpha,\beta} - 2\Omega^n - 2\cos\theta\Delta\phi. \end{aligned} \quad (4.85)$$

Since

$$\delta\theta \ni \phi_i\Omega_o^i, \quad \delta\phi \ni -\frac{1}{\sin\theta}\theta_i\Omega_o^i, \quad \Delta\phi \ni \frac{1}{\sin\theta}\theta_i(\Omega_s^i - \Omega_o^i), \quad (4.86)$$

the rotation $\hat{\omega}$ is related to the rotation Ω^i of the spatial tetrad vectors against the FRW coordinate as

$$2\hat{\omega} \ni 2(\Omega_o^n - \Omega_s^n) + 2\cot\theta(\Omega_o^\theta - \Omega_s^\theta). \quad (4.87)$$

The rotation can be measured once the local coordinates of the source and the observer are synchronized. The only physical way for the synchronization is to parallel transport the observer basis e_i^μ to the source position, which completely determines Ω_s^i in terms of Ω_o^i . It was shown [41] that the extra contributions in Eq. (4.85) are exactly what cancel the contributions from the parallel transport of e_i^μ in Ω_s^i , in a flat universe. In other words, while it appears that the local basis vectors rotate as they are parallel transported in a FRW coordinate, there exists no rotation in the rest frame at the linear order against its local coordinates. The rotation in a FRW coordinate without accounting for Ω_o^i and Ω_s^i is a coordinate artifact. We believe that the rotation $\hat{\omega}$ would be zero at the linear order in a non-flat universe, which will be proved in a later work.

4.4 Cosmic microwave background anisotropies

With the large angular diameter distance to the last scattering surface, the impact of a non-zero spatial curvature on cosmic microwave background anisotropies has been extensively studied [21–28, 43–45] in literature. Given our computation of the light propagation in a non-flat universe, here we revisit the issue and discuss the impact on CMB.

With conservation of the phase space density \mathcal{F} for photon distributions, the propagation of CMB photons is described by the Boltzmann equation (see, e.g., [84]). Free electrons scatter off CMB photons, giving rise to the correction to the phase-space conservation, but the collisions are local events and well described by QFT in Minkowski metric, which is independent of whether the universe is flat or non-flat. However, the collisionless Boltzmann equation involves the light propagation over cosmological scales, which is naturally affected by the curvature of space. At the linear order in

perturbations, the propagation of CMB photons is on a straight background path, as we are interested in the linear-order perturbation f of the phase-space distribution function. Hence the only part that is affected by the spatial curvature in the collisionless Boltzmann equation

$$0 = f' + \hat{q}^\alpha \frac{\partial f}{\partial x^\alpha} + \frac{d\bar{f}}{d \ln q} \frac{d \ln q}{d\eta}, \quad q := a\omega, \quad (4.88)$$

is the change of the comoving momentum q in a non-flat universe $\frac{d \ln q}{d\eta}$, where $\mathcal{F} := \bar{f} + f$ and \hat{q}^α is a unit directional vector of the photon propagation.

Here we investigate if the change of the comoving momentum in a non-flat universe is different from that in a flat universe. First, the photon wave vector k^μ along a photon path can be expressed by using the tetrad expressions in Eqs. (3.23) and (3.31) as

$$k^\eta = \frac{q}{a^2} \left[1 - \alpha - N^\beta (\mathcal{U}_\beta - \mathcal{B}_\beta) \right], \quad (4.89)$$

$$k^\alpha = \frac{q}{a^2} \left[-N^\alpha + \mathcal{U}^\alpha + N^\beta (\delta_{\beta}^\alpha \varphi + \mathcal{G}^{\alpha, \beta} + C_\beta^\alpha) + \epsilon^\alpha_{\beta k} N^\beta \Omega^k - \frac{K}{2f_k} N^\alpha \delta_{\beta\gamma} x^\delta \mathcal{G}^\gamma \right], \quad (4.90)$$

where the photon wave vector is evaluated at the propagation position. Note that the photon propagation vector N^α here in this subsection represents

$$N^\alpha = f_\kappa n^i \delta_i^\alpha, \quad (4.91)$$

with the observed photon propagation direction n^i in the rest frame of “fictitious observers” along the photon propagation direction, not the observer at the origin (or us at the Earth). Since we will deal with only the background photon path, this subtle distinction vanishes, and N^α here in this subsection is equivalent to one used throughout the paper. Similarly, the photon angular frequency ω in the comoving momentum $q = a\omega$ is also one observed in the rest frame of fictitious observers, not one we measure in our rest frame. But at the background $\omega \propto 1/a$ and the comoving momentum is constant. Second, consider the time derivative of the expression for k^η in Eq. (4.89)

$$\frac{d}{d\eta} k^\eta = \left(\frac{d \ln q}{d\eta} - 2\mathcal{H} \right) k^\eta - \frac{q}{a^2} \frac{d}{d\eta} \left[\alpha + N^\beta (\mathcal{U}_\beta - \mathcal{B}_\beta) \right], \quad (4.92)$$

and the change of the comoving momentum is then

$$\frac{d \ln q}{d\eta} = 2\mathcal{H} + \frac{d}{d\eta} \ln k^\eta + \frac{d}{d\eta} \left[\alpha + N^\beta (\mathcal{U}_\beta - \mathcal{B}_\beta) \right], \quad (4.93)$$

where we used $\bar{k}^\eta = q/a^2$ to simplify the equation. Given that

$$\frac{d}{d\eta} = \frac{d\lambda}{d\eta} \frac{d}{d\lambda} = \frac{\partial}{\partial \eta} - N^\alpha \frac{\partial}{\partial x^\alpha} + \mathcal{O}(1), \quad (4.94)$$

the last term can be readily computed as

$$\frac{d}{d\eta} \left[\alpha + N^\beta (\mathcal{U}_\beta - \mathcal{B}_\beta) \right] = \alpha' - \alpha_{,\parallel} + (\mathcal{U}_{\parallel} - \mathcal{B}_{\parallel})' - (\mathcal{U}_\alpha - \mathcal{B}_\alpha)_{|\beta} N^\alpha N^\beta, \quad (4.95)$$

and our task is to compute the middle term $d \ln k^\eta / d\eta$ using the geodesic equation.

Since we want the time derivative of the physical photon wave vector k^η rather than \hat{k}^η , we use the physical affine parameter Λ in Eq. (3.38) to derive

$$\frac{d}{d\eta} \ln k^\eta = \frac{d\Lambda}{d\eta} \frac{d}{d\Lambda} \ln k^\eta = \frac{1}{k^\eta} \frac{d}{d\Lambda} \ln k^\eta, \quad (4.96)$$

and the temporal component of the geodesic equation yields

$$\begin{aligned} \frac{d}{d\Lambda} k^\eta &= -\Gamma_{\mu\nu}^\eta k^\mu k^\nu = -\Gamma_{\eta\eta}^\eta (k^\eta)^2 - 2\Gamma_{\eta\alpha}^\eta \bar{k}^\eta \bar{k}^\alpha - \Gamma_{\alpha\beta}^\eta k^\alpha k^\beta \\ &= \frac{q^2}{a^4} \left[-2\mathcal{H} + 4\mathcal{H}(\alpha + \mathcal{U}_\parallel - \mathcal{B}_\parallel) - \alpha' + 2\alpha_{,\parallel} - \varphi' - (\mathcal{B}_{\alpha|\beta} + \mathcal{G}'_{\alpha|\beta}) N^\alpha N^\beta - C'_\parallel \right]. \end{aligned} \quad (4.97)$$

Hence, we derive

$$\frac{d}{d\eta} \ln k^\eta = -2\mathcal{H} - \alpha' + 2\alpha_{,\parallel} - \varphi' - (\mathcal{B}_{\alpha|\beta} + \mathcal{G}'_{\alpha|\beta}) N^\alpha N^\beta - C'_\parallel, \quad (4.98)$$

and the change of the comoving momentum in a non-flat universe is finally obtained as

$$\frac{d \ln q}{d\eta} = \alpha_{,\parallel} - \varphi' + (\mathcal{U}_\parallel - \mathcal{B}_\parallel)' - (\mathcal{U}_\alpha + \mathcal{G}'_\alpha)_{|\beta} N^\alpha N^\beta - C'_\parallel. \quad (4.99)$$

The change of the comoving momentum is zero in the background, and in an inhomogeneous universe, it varies exactly the same way in a flat universe, once the photon propagation direction is properly replaced by N^α . Therefore, there are no further corrections in the Boltzmann equation in a non-flat universe. The angular multipole decomposition of the phase-space distribution for the observed CMB anisotropies is of course unaffected by the spatial curvature. Eq. (4.99) can be rewritten in terms of gauge-invariant variables as

$$\frac{d \ln q}{d\eta} = \alpha_{\chi,\parallel} - \varphi'_\chi + V'_\parallel - (V_\alpha + \Psi_\alpha)_{|\beta} N^\alpha N^\beta - C'_\parallel - \frac{d}{d\lambda}(H\chi), \quad (4.100)$$

and the last term with $H\chi$ is gauge-dependent, which is exactly what is needed to cancel the gauge-dependent part of the distribution function in the Boltzmann equation (4.88) [42, 85]:

$$\delta_\xi f = -\mathcal{H}T \frac{d\bar{f}}{d \ln q}. \quad (4.101)$$

5 Expressions in a nearly flat universe

In this Section we expand the expressions for the cosmological observables in a real universe with non-zero spatial curvature around a fiducial cosmology without spatial curvature ($\Omega_k = 0$) and treat the curvature density Ω_k in a real universe as a perturbation. In these two models, the cosmological parameters are different, and the perturbation evolutions are different, while the observed quantities such as the observed redshift are identical. Given the tight constraints on the spatial curvature $|\Omega_k| \lesssim 0.02$ (1- σ constraint from CMB alone [8]), we can use the perturbation variables in a flat fiducial cosmology, where the evolution is simpler to compute. The formulas in this Section are, however, only an approximation to the exact expressions in a non-flat universe, which are valid only when $|\Omega_k| \ll 1$ is as small as other perturbations. In both models, we keep the same energy densities ρ_r ,

ρ_m, ρ_Λ of radiation, matter, and a cosmological constant. The Hubble parameter in a real universe with non-zero spatial curvature is

$$H^2 = \frac{8\pi G}{3}(\rho_r + \rho_m + \rho_\Lambda) - \frac{K}{a^2} = H_0^2 \left[\frac{\Omega_r}{a^4} + \frac{\Omega_m}{a^3} + \Omega_\Lambda + \frac{\Omega_k}{a^2} \right], \quad (5.1)$$

where the density parameters are

$$\Omega_{r,m,\Lambda} = \frac{8\pi G}{3H_0^2} \bar{\rho}_{r,m,\Lambda}, \quad \Omega_k = -\frac{K}{H_0^2}. \quad (5.2)$$

In the fiducial model the Hubble parameter is then

$$(H^{\text{fid}})^2 = \frac{8\pi G}{3}(\rho_r + \rho_m + \rho_\Lambda) = (H_0^{\text{fid}})^2 \left[\frac{\Omega_r^{\text{fid}}}{a_{\text{fid}}^4} + \frac{\Omega_m^{\text{fid}}}{a_{\text{fid}}^3} + \Omega_\Lambda^{\text{fid}} \right], \quad (5.3)$$

where the energy densities $\rho_r(a), \rho_m(a), \rho_\Lambda$ are identical to those in a non-flat universe and we labeled quantities in the fiducial flat model with the superscript ‘‘fid’’. Note that the presence of spatial curvature changes H_0 in a real universe and hence the density parameters:

$$H_0 = H_0^{\text{fid}} \left(1 + \frac{1}{2}\Omega_k \right) + \mathcal{O}(\Omega_k^2), \quad \Omega_i = \frac{8\pi G}{3H_0^2} \bar{\rho}_{i,0} = \Omega_i^{\text{fid}} \left(\frac{H_0^{\text{fid}}}{H_0} \right)^2 = \Omega_i^{\text{fid}} (1 - \Omega_k) + \mathcal{O}(\Omega_k^2). \quad (5.4)$$

In consequence, the Hubble parameters are related to each other as

$$H(a) = H^{\text{fid}}(a) \left[1 + \frac{1}{2} \frac{\Omega_k}{a^2} \left(\frac{H_0^{\text{fid}}}{H^{\text{fid}}} \right)^2 \right] + \mathcal{O}(\Omega_k^2), \quad (5.5)$$

and note that the functions describing the evolution of the scale factor and the conformal time coordinate for the observer and the observed redshift are different in the two models, i.e.

$$a(\eta) \neq a^{\text{fid}}(\eta), \quad \bar{\eta}_o \neq \bar{\eta}_o^{\text{fid}}, \quad (5.6)$$

while the value of the observed redshift itself is the same. The observed redshift z relates the scale factor a in the non-flat model to the one in the fiducial flat model:

$$1 + z = \frac{a(\bar{\eta}_o)}{a(\bar{\eta}_z)} = \frac{a^{\text{fid}}(\bar{\eta}_o^{\text{fid}})}{a^{\text{fid}}(\bar{\eta}_z^{\text{fid}})}, \quad \bar{\eta}_z \neq \bar{\eta}_z^{\text{fid}}. \quad (5.7)$$

but we are free to choose the scale factor today to be unity in both models:

$$a(\bar{\eta}_o) = 1 = a^{\text{fid}}(\bar{\eta}_o^{\text{fid}}). \quad (5.8)$$

First, we work out the relation for the background quantities in the two models. We derive the affine parameter at the observed redshift

$$\lambda_z = \lambda_z^{\text{fid}} + \frac{1}{2} \Omega_k (H_0^{\text{fid}})^2 \int_0^z \frac{(1+z')^2 dz'}{[H^{\text{fid}}(z')]^3} + \mathcal{O}(\Omega_k^2), \quad (5.9)$$

and by using Eq. (2.19), the radial coordinate \bar{r}_z in the background is related to \bar{r}_z^{fid} as

$$\bar{r}_z = \bar{r}_z^{\text{fid}} \left[1 - \Omega_k (H_0^{\text{fid}})^2 \left\{ \frac{1}{12} (\bar{r}_z^{\text{fid}})^2 + \frac{1}{2\bar{r}_z^{\text{fid}}} \int_0^z \frac{(1+z')^2 dz'}{[H^{\text{fid}}(z')]^3} \right\} \right] + \mathcal{O}(\Omega_k^2), \quad (5.10)$$

where the radius \bar{r}_z^{fid} in the flat fiducial model coincides with the comoving angular diameter distance:

$$\bar{r}_z^{\text{fid}} = -\lambda_z^{\text{fid}} = \bar{r}_z^{\text{fid}}. \quad (5.11)$$

The background angular diameter distance in Eq. (4.4) in a non-flat universe contains an additional factor arising from the function $f_k(\bar{r}_z)$, leading to

$$\bar{\mathcal{D}}_A(z) = \bar{\mathcal{D}}_A^{\text{fid}}(z) \left[1 + \Omega_k (H_0^{\text{fid}})^2 \left\{ \frac{1}{6} (\bar{r}_z^{\text{fid}})^2 - \frac{1}{2\bar{r}_z^{\text{fid}}} \int_0^z \frac{(1+z')^2 dz'}{[H^{\text{fid}}(z')]^3} \right\} \right] + \mathcal{O}(\Omega_k^2), \quad (5.12)$$

and the observed volume in Eq. (4.30) in a homogeneous universe is

$$dV_{\text{obs}} = dV_{\text{obs}}^{\text{fid}} \left[1 + \Omega_k (H_0^{\text{fid}})^2 \left\{ \frac{1}{3} (\bar{r}_z^{\text{fid}})^2 - \frac{1}{2} \left(\frac{1+z}{H^{\text{fid}}(z)} \right)^2 - \frac{1}{\bar{r}_z^{\text{fid}}} \int_0^z \frac{(1+z')^2 dz'}{[H^{\text{fid}}(z')]^3} \right\} \right] + \mathcal{O}(\Omega_k^2). \quad (5.13)$$

Note that the function f_k evaluated at the background radius \bar{r}_z is

$$f_k(\bar{r}_z) = 1 + \frac{K}{4} (\bar{r}_z^{\text{fid}})^2 + \mathcal{O}(\Omega_k^2), \quad (5.14)$$

and the direction vector N_z^α becomes

$$N_z^\alpha = n^i \delta_i^\alpha f_k(\bar{r}_z) = N_{\text{fid}}^\alpha \left[1 + \frac{K}{4} (\bar{r}_z^{\text{fid}})^2 \right] + \mathcal{O}(\Omega_k^2), \quad (5.15)$$

where $N_{\text{fid}}^\alpha \equiv n^i \delta_i^\alpha$ is constant as we have $f_k^{\text{fid}}(r) = 1$ for all radii r .

Next we discuss the relation between the linear-order perturbation variables in two cosmological models. Since we assumed that the physical quantities are identical in both models such as the matter density, we also assume that the initial conditions are identical in both models, for example, the spectral index n_s , the fluctuation amplitude A_s . Furthermore, since the evolution of the perturbation variables depend on the background quantities such as the Hubble parameter $H(a)$ and their difference is only at the linear order, the perturbation variables in two models can be assumed to evolve in the same way. Therefore, each perturbation variable in the non-flat model coincides with the corresponding perturbation variable in the fiducial model, for example:

$$\delta z = \delta z^{\text{fid}} + \mathcal{O}(2), \quad \delta r = \delta r^{\text{fid}} + \mathcal{O}(2) = \tilde{\delta r}^{\text{fid}} + \mathcal{O}(2), \quad \delta \theta = \delta \theta^{\text{fid}} + \mathcal{O}(2), \quad (5.16)$$

where the three quantities are defined at the real source position, x_s and x_s^{fid} , but their difference is already at the linear order. By combining this with Eqs. (4.29) and (5.13), we obtain the physical volume element

$$dV_{\text{phy}} = dV_{\text{phy}}^{\text{fid}} \left[1 + \Omega_k (H_0^{\text{fid}})^2 \left\{ \frac{1}{3} (\bar{r}_z^{\text{fid}})^2 - \frac{1}{2} \left(\frac{1+z}{H^{\text{fid}}(z)} \right)^2 - \frac{1}{\bar{r}_z^{\text{fid}}} \int_0^z \frac{(1+z')^2 dz'}{[H^{\text{fid}}(z')]^3} \right\} \right] + \mathcal{O}(\Omega_k^2), \quad (5.17)$$

and by using Eq. (4.3) and Eq. (5.12), we obtain the angular diameter distance

$$\mathcal{D}_A = \mathcal{D}_A^{\text{fid}} \left[1 + \Omega_k (H_0^{\text{fid}})^2 \left\{ \frac{1}{6} (\bar{r}_z^{\text{fid}})^2 - \frac{1}{2\bar{r}_z^{\text{fid}}} \int_0^z \frac{(1+z')^2 dz'}{[H^{\text{fid}}(z')]^3} \right\} \right] + \mathcal{O}(\Omega_k^2). \quad (5.18)$$

Since the perturbation variables in the non-flat model coincide with the corresponding perturbation variables in the fiducial model, it is evident that the lensing convergence and the shear are

$$\hat{\kappa} = \hat{\kappa}^{\text{fid}} + \mathcal{O}(2), \quad \hat{\gamma}_{1,2} = \hat{\gamma}_{1,2}^{\text{fid}} + \mathcal{O}(2), \quad (5.19)$$

hence at linear order nothing changes in the lensing observables that have no non-vanishing background quantities. Finally, we emphasize that the function f_{κ} evaluated at the observer position is unity up to third order:

$$f_{\kappa}(r_o) = f_{\kappa}(\delta r_o) = 1 + \frac{K}{4} \delta r_o^2 = 1 + \mathcal{O}(3). \quad (5.20)$$

6 Comparison to previous work

In this Section we compare our results to previous work in literature on the cosmological observables in a non-flat universe.

6.1 Sasaki 1987

The pioneering paper [29] presents the first and complete derivation of the luminosity distance with general spatial curvature K . The derivation is based on the optical scalar equation, while in our work we derived the luminosity distance by computing the unit physical area in Sec. 4.1. While both approaches are consistent, the expression for the luminosity distance derived in [29] is not directly applicable for a universe with non-zero spatial curvature. The final expression in [29] is stated in their Eq. (3.18)

$$\begin{aligned} \mathcal{D}_L(\lambda_s) &\propto \exp \left[-\frac{1}{2} \int_0^{\lambda_s} \frac{d\lambda}{s(\lambda)} \int_{\lambda}^{\lambda_s} d\lambda' s(\lambda') 4K \frac{d}{d\lambda'} (\gamma_i \delta x^i) \right], \\ s(\lambda) &:= \sinh^2 \left[\sqrt{-K} (\lambda - \lambda_s - \Delta \lambda_s) \right], \end{aligned} \quad (6.1)$$

where λ_s is the conformal affine parameter at the source, γ^i is the spatial component of the conformally transformed wave vector in the background, $\delta x^i(\lambda)$ is the perturbation along the null geodesic induced by the presence of the inhomogeneities, and $\Delta \lambda_s$ is the infinitesimal affine distance corresponding to the source radius. The integrand of the solution in Eq. (6.1) in the exponential contains the spatial curvature K and the distortion δx^i . Since the latter is not solved for, the integral cannot be computed and the expression for the luminosity distance is applicable only if $K = 0$. We faced a similar complication in our approach: the perpendicular component of the geodesic equation in Eq. (3.85) involves a term proportional to the spatial curvature K multiplied by the fluctuation in the position $\delta x_{\lambda}^{\alpha}$. We resolved this issue by taking another derivative of the whole equation with respect to the affine parameter. This allowed us to derive the solution to the geodesic equation and subsequently to find an expression for the source position in Sec. 3.5. Similar steps need to be taken from Eq. (3.18) in [29] to reach the expression for the luminosity distance applicable for a universe with non-zero spatial curvature.

6.2 Di Dio et al. 2016

The source position and the volume fluctuation were derived for a non-flat universe in Newtonian gauge in the comprehensive paper [32]. They computed the galaxy number counts and modified the CLASS code accordingly, such that it includes relativistic galaxy number counts in spatially curved

geometries. Continuing the computation, they derived an expression for the angular power spectrum. Vector and tensor perturbations were neglected throughout the whole computation, only scalar perturbations were considered. They work in a spherical coordinate, in which the radial coordinate (henceforth labeled as r^{D}) is equivalent to our comoving radial coordinate $\tilde{\chi}$ in Eq. (2.2) and it is related to our radial coordinates r and \tilde{r} through

$$\frac{r}{f_{\text{k}}(r)} = \tilde{r} = S_{\text{k}}(r^{\text{D}}) = \begin{cases} \frac{1}{\sqrt{K}} \sin(\sqrt{K} r^{\text{D}}) & K > 0 \\ r^{\text{D}} & K = 0 \\ \frac{1}{\sqrt{|K|}} \sinh(\sqrt{|K|} r^{\text{D}}) & K < 0 \end{cases}. \quad (6.2)$$

The calculations proceed in a similar way, but there exist differences in the key equations. First of all, the contributions at the observer position are all neglected in [32]. The distortion in the observed redshift in our Eq. (3.98) can be expressed in terms of their notation convention in Newtonian gauge as

$$\delta z = \mathcal{H}_o \delta \eta_o - \hat{n}^{\text{D}} \cdot \vec{v}_s - \Psi_s - \int_{\tilde{\tau}_s}^{\tilde{\tau}_o} d\tau (\dot{\Psi} + \dot{\Phi}) + \hat{n}^{\text{D}} \cdot \vec{v}_o + \Psi_o, \quad (6.3)$$

where τ is the conformal time, a dot represents the conformal time derivative, Ψ and Φ are the two Bardeen potentials and $-\hat{n}^{\text{D}}$ is the direction of observation. The velocity \vec{v} in their notation is related to our velocity variable as $v^\alpha = \mathcal{U}^\alpha / f_{\text{k}}$. Note that they adopted a different convention to express the observed redshift z , and their distortion in the observed redshift is related to δz in our Eq. (3.98) through

$$z =: \bar{z}^{\text{D}} + \delta z^{\text{D}}, \quad \delta z = \mathcal{H}_o \delta \eta_o + \frac{\delta z^{\text{D}}}{1 + \bar{z}^{\text{D}}}. \quad (6.4)$$

Comparing Eq. (6.3) to their Eq. (2.14) for δz^{D} , we notice that the only differences are the three contributions in Eq. (6.3) at the observer position. Next, we consider the source position. Expressing our radial distortion δr in Eq. (3.110) in terms of the notation convention in [32] leads to

$$\frac{\delta r}{f_{\text{k}}(\bar{r}_z)} = \delta \eta_o + \delta r_o - \frac{\delta z}{\mathcal{H}(z)} + \int_{\tilde{\tau}_z}^{\tilde{\tau}_o} d\tau (\Psi + \Phi), \quad (6.5)$$

where the radial coordinate r^{D} is related to our radial coordinate r through Eq. (6.2)

$$\delta r^{\text{D}} = \frac{\delta r}{f_{\text{k}}(\bar{r}_z)}. \quad (6.6)$$

The radial distortion δr^{D} in their Eq. (2.33) coincides with the last term in Eq. (6.5), but the other three terms are not present. The lack of the δz contribution is likely due to the different definition. For the angular part of the source position, our Eq. (3.114) becomes

$$\delta \theta = \left(\frac{1}{\bar{r}_z} - \frac{1}{4} K \bar{r}_z \right) (\Theta_\alpha \delta x^\alpha)_o - (\Theta_\alpha v^\alpha)_o - \int_0^{\bar{r}_z} d\bar{r} \left(\frac{\bar{r}_z - \bar{r}}{\bar{r}_z \bar{r} f_{\text{k}}(\bar{r})} \right) \left(1 + \frac{1}{4} K \bar{r}_z \bar{r} \right) \frac{\partial}{\partial \theta} [\Psi + \Phi],$$

in their notation convention and it can be manipulated as

$$- \int_0^{\bar{r}_z} d\bar{r} \left(\frac{\bar{r}_z - \bar{r}}{\bar{r}_z \bar{r} f_{\text{k}}(\bar{r})} \right) \left(1 + \frac{1}{4} K \bar{r}_z \bar{r} \right) \frac{\partial}{\partial \theta} [\Psi + \Phi] = - \int_{\tilde{\tau}_o}^{\tilde{\tau}_z} d\bar{\tau} \frac{f_{\text{k}}^2(\bar{r})}{\bar{r}^2} \int_{\tilde{\tau}_o}^{\bar{\tau}} d\bar{\tau}' \frac{\partial}{\partial \theta} [\Psi + \Phi], \quad (6.7)$$

which is exactly the expression for $\delta \theta$ found in their Eq. (2.41). Finally, we compare the fluctuation δV in the physical volume. It turns out that their expression for the volume fluctuation in their Eq. (2.48) is equivalent to our results for scalar fluctuations in the Newtonian gauge, ignoring the contributions at the observer position.

7 Summary and Discussion

We have developed a gauge-invariant theoretical framework to compute the light propagation in a non-flat universe and to study the effects of a non-zero curvature on the cosmological observables. Compared to the light propagation in a flat universe, its background solution depends on the position, and it is valid only on a straight path in a background universe. In an inhomogeneous universe, the photon path deviates from a straight path, and the background solution in a non-flat universe is *not* a solution on a real photon path that deviates from a straight path. This subtlety results in differences in the geodesic equation for perturbations and its solution in a non-flat universe, compared to the cases in a flat universe. Table 2 provides the references to the key equations and our findings are summarized as follows.

- The position x_s^μ of a light source can be expressed in terms of the observed position $\bar{x}_z^\mu = (\bar{\eta}_z, \bar{x}_z^\alpha)$ in a homogeneous universe described by the observed redshift z and observed angle (θ, ϕ) and the deviation Δx_s^μ from the observed position. The spatial deviation can be decomposed into the radial distortion $\delta\tilde{\chi}$ in Eq. (3.123) and the angular distortion $(\delta\theta, \delta\phi)$ in Eq. (3.114). In a non-flat universe, $\tilde{\delta}r$ ($\neq \delta\tilde{\chi}$) represents the distortion in the angular diameter distance, rather than the radial distortion. Compared to such distortions in a flat universe, their expressions take a similar form, where the nature of a non-flat universe is encoded in the function $f_\kappa(r) = 1 + Kr^2/4$.
- Using the most general metric representation including the vector and tensor contributions, we have derived all the expressions for the cosmological observables without choosing a gauge condition and demonstrated that those expressions are indeed gauge-invariant.
- In Section 4 we have derived the expressions for the luminosity distance, the physical volume and the lensing observables. These expressions in a non-flat universe take the same form in a flat universe presented in [41], when expressed in terms of the distortions $(\delta\tilde{\chi}, \tilde{\delta}r, \delta\theta, \delta\phi, \delta z)$ in the source position. However, we emphasize that the individual components of course are different from those in a flat universe.
- The linear-order Boltzmann equation describes the evolution of the CMB anisotropies along the background photon path. Consequently, it is only the change of the photon comoving momentum that matters in the Boltzmann equation. We showed that the change of the comoving momentum in a non-flat universe is identical to the case in a flat universe, when the propagation vectors are properly normalized. Consequently, there is no further correction in the Boltzmann equation in a non-flat universe.
- In Section 5, we expanded the expressions for the cosmological observables in a real universe with non-zero spatial curvature around a fiducial flat cosmology by treating the curvature density Ω_k as a perturbation. These expressions in a flat universe are an approximation to the expressions in a real non-flat universe, but they are simpler to compute, though the validity of those observables are limited to the case when Ω_k is as small as the other perturbations.
- We have compared our calculations to the previous work in literature. The pioneering work [29] derived an expression for the luminosity distance, accounting for all the relativistic effects, but in a non-flat universe the final expression is not complete, as it depends on the deviation of the source position from the background path. Further steps need to be taken to reach the final expression we obtained in this work. Regarding galaxy clustering in a non-flat universe, the fluctuation in the physical volume was derived in the comprehensive work [32], and its

| Symbols | Definition of the symbols | Equations |
|----------------------------|---|----------------|
| δz | perturbation in the redshift | (3.98) |
| δr | radial distortion of the source position | (3.110) |
| $\delta\theta, \delta\phi$ | angular distortions of the source position | (3.114) |
| $\delta\mathcal{D}$ | luminosity distance fluctuation (dimensionless) | (4.27), (4.20) |
| δV | volume fluctuation (dimensionless) | (4.48), (4.42) |
| $\hat{\kappa}$ | observable lensing convergence | (4.79), (4.83) |
| $\hat{\gamma}_{1,2}$ | observable lensing shear components | (4.84) |

Table 2: Summary of the main results

impact on future surveys was quantified. While they only considered the scalar perturbations and ignored all the contributions at the observer position, their expression is consistent with our calculation.

We have shown that the light propagation in a non-flat universe is much more involved than in a flat universe. While we have developed the theoretical descriptions of the cosmological observables in a non-flat universe, we have not yet quantified their impact on cosmological observations. Numerical computation of the cosmological observables in a non-flat universe will be performed in a future work to quantify the viability of a non-flat universe. In literature, a simple prescription has been widely used for computing galaxy clustering or the weak lensing observables, in which the same expressions in a flat universe are used, while the background angular diameter distance is replaced with one in a non-flat universe. It is clear in Section 5 that this simple prescription is incorrect, but it remains to be quantified how much systematic errors arise by adopting this simple prescription. Given the current observational constraint $|\Omega_k| \lesssim 0.02$ (1- σ constraint from CMB alone, $|\Omega_k| \lesssim 0.003$ in combination with BAO data [8]), the spatial curvature is unlikely to be a dominant component. However, the detection of its small but non-zero value in future surveys would have far-reaching consequences on our understanding of the Universe. It is well known that primary CMB anisotropies are degenerate in terms of spatial curvature, which is broken only when extra measurements at low redshift are combined. Future galaxy surveys will measure galaxy clustering and weak lensing signals with high precision, providing a great opportunity to constrain the spatial curvature of the Universe. Our accurate descriptions of the cosmological observables in a non-flat universe will play a key role in the upcoming era of precision cosmology.

Acknowledgments

We acknowledge support by the Swiss National Science Foundation (Grant No. SNF PP00P2_176996). S.B. and J.Y. are further supported by a Consolidator Grant of the European Research Council (ERC-2015-CoG Grant No. 680886).

A Coordinates in a non-flat universe

A.1 Stereographic projection for $K > 0$

The geometry of a Universe with positive spatial curvature K can be described as a three-dimensional sphere with radius $R_K = \frac{1}{\sqrt{K}}$ in 4D Euclidean space. Therefore, we can perform a stereographic

projection, which is a mapping that projects a sphere onto a plane. In our case, the projection origin in tilde coordinates $\tilde{x} = (\tilde{x}_1, \tilde{x}_2, \tilde{x}_3, \tilde{x}_4)$ is the North Pole $\tilde{N} = (0, 0, 0, R_K)$, so the projected coordinate \hat{x} is determined through

$$\hat{x} = \tilde{N} + \tau(\tilde{x} - \tilde{N}), \quad (\text{A.1})$$

where τ is the projection parameter that measures the location of the projected point between the projection origin and the point in the sphere. Mind that we project a 3D hypersphere in 4D onto a 3D plane, hence the projected coordinate satisfy $\hat{x} = (\hat{x}_1, \hat{x}_2, \hat{x}_3, 0)$. Eq. (A.1) is a system of four equations:

$$\hat{x}_i = \tau \tilde{x}_i \quad \text{for } i = 1, 2, 3, \quad \hat{x}_4 = 0 = R_K + \tau(\tilde{x}_4 - R_K). \quad (\text{A.2})$$

Since the tilde coordinate satisfy

$$\tilde{x}_1^2 + \tilde{x}_2^2 + \tilde{x}_3^2 + \tilde{x}_4^2 = \tilde{r}^2 + \tilde{x}_4^2 = R_K^2, \quad \tilde{x}_4 = \pm \sqrt{R_K^2 - \tilde{r}^2}, \quad (\text{A.3})$$

the fourth equation in Eq. (A.2) translates into

$$\tau_{\pm} = \frac{1 \pm \sqrt{1 - K\tilde{r}^2}}{K\tilde{r}^2}, \quad (\text{A.4})$$

where the plus and minus solutions correspond to $\tilde{x}_4 > 0$ (Northern hemisphere) and $\tilde{x}_4 < 0$ (Southern hemisphere), respectively. Therefore, the radius of the projected coordinate is related to the radius \tilde{r} through

$$\hat{r}^2 = \hat{x}_1^2 + \hat{x}_2^2 + \hat{x}_3^2 = (\tau \tilde{r})^2, \quad \hat{r}_{\pm} := \tau_{\pm} \tilde{r} = \frac{1}{K\tilde{r}} \left(1 \pm \sqrt{1 - K\tilde{r}^2} \right). \quad (\text{A.5})$$

Note that expressing the radius \tilde{r} in terms of the radius \hat{r} leads to the same expression for both the minus and plus solution in Eq. (A.5):

$$\tilde{r} = \frac{2\hat{r}}{1 + K\hat{r}^2}. \quad (\text{A.6})$$

Evident from this relation, the untilde coordinate x introduced in Eqs. (2.6) and (2.7) is related to the projected coordinate \hat{x} through

$$r_{\pm} = 2\hat{r}_{\pm}. \quad (\text{A.7})$$

For better understanding of its geometrical meaning, we slice the hypersphere into three parts:

- Southern hemisphere ($\frac{1}{2} \leq \tau < 1$):

$$-R_K \leq \tilde{x}_4 < 0, \quad 0 \leq \tilde{r} < R_K, \quad 0 \leq \hat{r} = \hat{r}_- < R_K, \quad (\text{A.8})$$

Points in the Southern hemisphere are projected onto the area inside the intersection of the hypersphere with the $\tilde{x}_4 = 0$ -plane. The projection of the South Pole corresponds to the origin of the projected coordinate.

- Equator ($\tau = 1$):

$$\tilde{x}_4 = 0, \quad \hat{r} = \tilde{r} = R_K, \quad (\text{A.9})$$

The equator is projected onto itself.

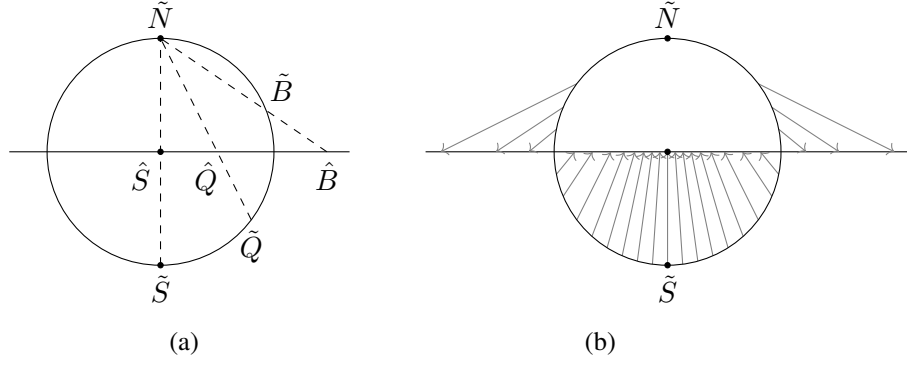


Figure 2: The stereographic projection of a circle with projection origin \tilde{N} . (a) Three different points on the circle (\tilde{S} , \tilde{Q} and \tilde{B}) and their projections (\hat{S} , \hat{Q} and \hat{B}). The South Pole \tilde{S} is projected onto the center of the circle, as we chose the projection origin to be the North Pole \tilde{N} . The projected point \hat{Q} is located inside the circle, whereas the projected point \hat{B} lies outside of the circle. This behavior is again shown in (b): Points on the Southern hemisphere of the circle are projected onto points inside the circle, whereas points on the Northern hemisphere are projected onto points outside of the circle. Being the projection point, the North Pole \tilde{N} is the only point on the circle whose projection is not defined.

- Northern hemisphere ($\tau > 1$):

$$0 < \tilde{x}_4 \leq R_K, \quad 0 \leq \tilde{r} < R_K, \quad R_K < \hat{r} = \hat{r}_+ < \infty, \quad (\text{A.10})$$

Points in the Northern hemisphere are projected onto the area outside of the intersection of the hypersphere with the $\tilde{x}_4 = 0$ -plane. The projection of the North Pole is mapped into infinity and hence ill-defined, as it serves as the projection origin.

This projection is illustrated in Fig. 2, where the stereographic projection of a circle is shown. The points \tilde{S} , \tilde{Q} and \tilde{B} on the circle are projected onto \hat{S} , \hat{Q} and \hat{B} respectively. In our case there are two additional dimensions, but the principle is the same. The analogy of the radius \tilde{r} in two dimensions would be the absolute value of the x -coordinate of any point on the circle, whereas the y -coordinate in the Figure corresponds to our \tilde{x}_4 -coordinate. The radius \hat{r} is therefore represented by the distance of the projected point to the origin (\hat{S} in the Fig. 2a). It is evident in Fig. 2b that the points on the Southern hemisphere are projected onto points inside the circle, whereas points on the Northern hemisphere are projected onto points outside of the circle. This is equivalent to $\hat{r} < R$ for points on the Southern hemisphere and $\hat{r} > R$ for points on the Northern hemisphere, where R is the radius of the circle.

Eq. (A.3) leads to a degeneracy in the sense that a specific choice of the spatial coordinates $(\tilde{r}, \theta, \phi)$ corresponds to two different points, one on the Northern hemisphere (with $\tilde{x}_4 > 0$) and one on the Southern hemisphere (with $\tilde{x}_4 < 0$). The stereographic projection breaks this degeneracy. This is also visible in the boundary conditions: While the radius in the tilde coordinate satisfies $0 \leq \tilde{r} \leq R_K$, the radii r_{\pm} are constrained through $0 \leq r_- \leq 2R_K$ and $2R_K \leq r_+ < \infty$.

A.2 Projection for $K < 0$

A Universe with negative spatial curvature K can be described by a hyperbolic geometry. In this case, Eq. (A.3) has to be slightly adapted to

$$\tilde{x}_1^2 + \tilde{x}_2^2 + \tilde{x}_3^2 - \tilde{x}_4^2 = \tilde{r}^2 - \tilde{x}_4^2 = -R_K^2 = \frac{1}{K}, \quad \tilde{x}_4 = \pm \sqrt{R_K^2 + \tilde{r}^2}. \quad (\text{A.11})$$

Rearranging the terms makes the hyperbolic form evident:

$$\frac{\tilde{x}_4^2}{R_K^2} - \frac{\tilde{r}^2}{R_K^2} = 1. \quad (\text{A.12})$$

The points satisfying this equation are shown in Fig. 3a. Both the solid and the dashed lines are solutions to Eq. (A.12), but the dashed line corresponds to negative \tilde{r} -values and is therefore unphysical. It is evident from Eq. (A.11) that $\tilde{x}_4 \notin (-R_K, R_K)$ by definition. The projection of the tilde coordinate $\tilde{x} = (\tilde{x}_1, \tilde{x}_2, \tilde{x}_3, \tilde{x}_4)$ onto the coordinate $\hat{x} = (\hat{x}_1, \hat{x}_2, \hat{x}_3, 0)$ through the projection origin \tilde{P} is

$$\hat{x} = \tilde{P} + \tau(\tilde{x} - \tilde{P}), \quad (\text{A.13})$$

as in Eq. (A.1) for a closed Universe. We slice the geometry into two parts:

- $\tilde{x}_4 = \sqrt{R_K^2 + \tilde{r}^2} \geq R_K$:

The projection origin for any point with a positive \tilde{x}_4 -value is $\tilde{P} = (0, 0, 0, -R_K)$, and Eq. (A.13) leads to the following system of four equations:

$$\hat{x}_i = \tau \tilde{x}_i \quad \text{for } i = 1, 2, 3, \quad \hat{x}_4 = 0 = -R_K + \tau(\tilde{x}_4 + R_K), \quad (\text{A.14})$$

which results in

$$\hat{r} = \tau \tilde{r}, \quad \tau = \frac{1}{1 + \sqrt{1 - K\tilde{r}^2}}. \quad (\text{A.15})$$

- $\tilde{x}_4 = -\sqrt{R_K^2 + \tilde{r}^2} \leq -R_K$:

The projection origin for any point with a negative \tilde{x}_4 -value is $\tilde{P} = (0, 0, 0, R_K)$, so Eq. (A.13) leads to the following system of four equations:

$$\hat{x}_i = \tau \tilde{x}_i \quad \text{for } i = 1, 2, 3, \quad \hat{x}_4 = 0 = R_K + \tau(\tilde{x}_4 - R_K), \quad (\text{A.16})$$

which has the exact same solution for the projection parameter τ as in Eq. (A.15).

Therefore, the radius \hat{r} is related to the radius \tilde{r} through

$$\hat{r} = \frac{\tilde{r}}{1 + \sqrt{1 - K\tilde{r}^2}} = \frac{1}{K\tilde{r}} \left(1 - \sqrt{1 - K\tilde{r}^2}\right). \quad (\text{A.17})$$

Figure 3b shows the projection of the tilde coordinate \tilde{x} . Contrary to the closed Universe, there exists a degeneracy in the \tilde{x}_4 -coordinate, as the points $(\tilde{x}_1^*, \tilde{x}_2^*, \tilde{x}_3^*, \tilde{x}_4^*)$ and $(\tilde{x}_1^*, \tilde{x}_2^*, \tilde{x}_3^*, -\tilde{x}_4^*)$ are projected onto the same point. Evident in Eq. (A.17) and clearly visible in the plot, the projected radius is constrained by $0 \leq \hat{r} < R_K$ for $0 \leq \tilde{r} < \infty$. Comparing Eq. (A.17) to Eq. (2.7) with $\hat{r} = \frac{1}{2}r$, we notice that we solely obtain the minus solution r_- . However, as mentioned in Sec. 2.1, the plus solution r_+ is unphysical, as it is negative for $0 \leq \tilde{r} < \infty$.

B Derivation of the tangential distortion

Here we present the detailed derivations of the angular solution $\Theta_\alpha \delta N^\alpha$ in Eq. (3.88) to the geodesic equation and the angular distortion $\delta\theta$ in Eq. (3.114) of the observed source position.

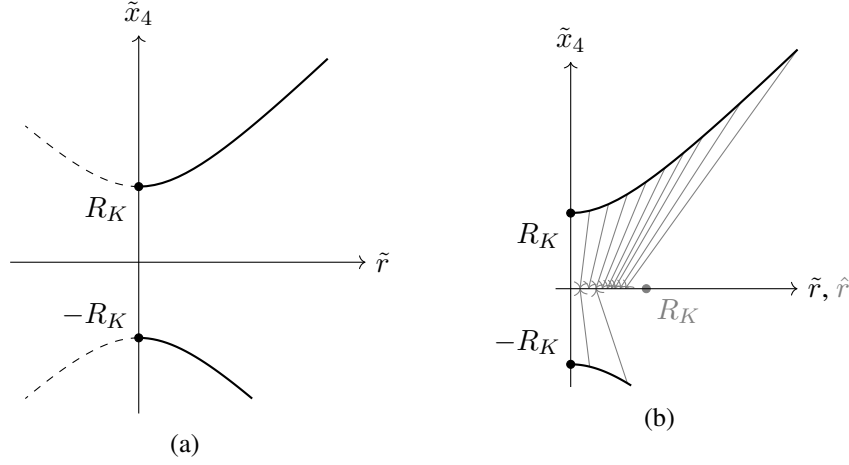


Figure 3: (a) The geometric relation between the radius \tilde{r} and the coordinate \tilde{x}_4 is a hyperbola. The solid line represents the physical solution, while the dashed line represents the unphysical solution of the hyperbola equation (A.12) with $\tilde{r} < 0$. (b) The gray arrows indicate the projections of points in the tilde coordinate system. The x -axis corresponds to the radius, \tilde{r} in the tilde coordinate and \hat{r} in the projected coordinate respectively. Points with opposite sign but equal absolute value in the \tilde{x}_4 -coordinate that share the same value for \tilde{r} are projected onto the same point.

We start with the formal solution for $\Theta_\alpha \delta N_\lambda^\alpha$ in Eq. (3.87)

$$(\Theta_\alpha \delta N^\alpha)_\lambda - (\Theta_\alpha \delta N^\alpha)_0 = \left[\frac{d}{d\lambda} (\Theta_\alpha \delta N^\alpha) \right]_0 \int_0^\lambda d\lambda' f_{\kappa\lambda'} + \int_0^\lambda d\lambda' f_{\kappa\lambda'} \int_0^{\lambda'} d\lambda'' \frac{1}{f_{\kappa\lambda''}} \frac{d}{d\lambda''} (\Theta_\alpha \widehat{\Gamma}^\alpha)_{\lambda''}, \quad (\text{B.1})$$

where the integral constants are obtained by using Eqs. (3.49) and (3.85) as

$$(\Theta_\alpha \delta N^\alpha)_0 = -\theta^i \delta_{i\alpha} \left(\mathcal{U}^\alpha + N^\beta \mathcal{G}^{\alpha, \beta} + C_\beta^\alpha N^\beta \right)_\bar{0} + \phi^i \Omega_{\bar{0}}^i, \quad (\text{B.2})$$

$$\left[\frac{d}{d\lambda} (\Theta_\alpha \delta N^\alpha) \right]_0 = \theta^i \delta_{i\alpha} \left(\widehat{\Gamma}^\alpha + \frac{1}{2} K \delta x^\alpha \right)_\bar{0}. \quad (\text{B.3})$$

The double integral term is first simplified by considering

$$\int_0^{\lambda'} d\lambda'' \frac{1}{f_{\kappa\lambda''}} \frac{d}{d\lambda''} (\Theta_\alpha \widehat{\Gamma}^\alpha)_{\lambda''} = \frac{1}{f_{\kappa\lambda'}} \Theta_\alpha \widehat{\Gamma}^\alpha \Big|_0^{\lambda'} - \frac{K}{2} \int_0^{\lambda'} d\lambda'' \frac{\bar{r}_{\lambda''}}{f_{\kappa\lambda''}} (\Theta_\alpha \widehat{\Gamma}^\alpha)_{\lambda''}, \quad (\text{B.4})$$

and the formal solution becomes

$$\left[\Theta_\alpha \delta N^\alpha \right]_0^\lambda = -\frac{K \bar{r}_\lambda}{2} (\Theta_\alpha \delta x^\alpha)_{\bar{0}} + \int_0^\lambda d\lambda' (\Theta_\alpha \widehat{\Gamma}^\alpha)_{\lambda'} - \frac{K}{2} \int_0^\lambda d\lambda' f_{\kappa\lambda'} \int_0^{\lambda'} d\lambda'' \frac{\bar{r}_{\lambda''}}{f_{\kappa\lambda''}} (\Theta_\alpha \widehat{\Gamma}^\alpha)_{\lambda''}, \quad (\text{B.5})$$

where the boundary term from the double integration is cancelled by the first term in Eq. (B.3) and we used the background relation

$$\int_0^\lambda d\lambda' f_{\kappa\lambda'} = - \int_0^{\bar{r}_\lambda} d\bar{r} + \mathcal{O}(1), \quad d\lambda = - \frac{d\bar{r}}{f_\kappa(\bar{r})} + \mathcal{O}(1). \quad (\text{B.6})$$

With the help of Eq. (3.68), we can determine $\Theta^\alpha \widehat{\delta\Gamma}_\alpha$ to be

$$\Theta^\alpha \widehat{\delta\Gamma}_\alpha \equiv \Theta^\alpha \frac{\partial}{\partial x^\alpha} \mathcal{T} + \frac{f_k(\bar{r})}{\bar{r}} \Theta^\beta \mathcal{T}_\beta - \Theta^\alpha \frac{d}{d\lambda} \mathcal{T}_\alpha + \Theta^\alpha \frac{1}{f_k} \frac{d^2}{d\lambda^2} (f_k \mathcal{G}_\alpha) + K \Theta^\alpha \mathcal{G}_\alpha, \quad (\text{B.7})$$

where we defined

$$\mathcal{T} := \alpha_\chi - \varphi_\chi - \Psi_\parallel - C_\parallel, \quad \mathcal{T}_\alpha := \Psi_\alpha + 2N^\beta C_{\alpha\beta}. \quad (\text{B.8})$$

We will compute two integrals in the formal solution for each term in $\Theta^\alpha \widehat{\delta\Gamma}_\alpha$. First, by noting that

$$\Theta^\alpha \frac{\partial}{\partial x^\alpha} = \frac{f_k(\bar{r})}{\bar{r}} \frac{\partial}{\partial \theta} + \mathcal{O}(1), \quad (\text{B.9})$$

two integrals in the formal solution for the term with \mathcal{T} can be obtained as

$$\Theta^\alpha \frac{\partial \mathcal{T}}{\partial x^\alpha} : - \int_0^{\bar{r}_\lambda} \frac{d\bar{r}'}{\bar{r}'} \frac{\partial}{\partial \theta} \mathcal{T} - \frac{K}{2} \int_0^{\bar{r}_\lambda} d\bar{r}' \int_0^{\bar{r}'} d\bar{r}'' \frac{1}{f_{k\lambda''}} \frac{\partial}{\partial \theta} \mathcal{T} = - \int_0^{\bar{r}_\lambda} \frac{d\bar{r}'}{\bar{r}'} \left[1 + \frac{1}{2} K \frac{(\bar{r}_\lambda - \bar{r}') \bar{r}'}{f_k(\bar{r}')} \right] \frac{\partial}{\partial \theta} \mathcal{T}. \quad (\text{B.10})$$

For two terms including \mathcal{T}_α , two integrals in the formal solution contain

$$\begin{aligned} \frac{f_k}{\bar{r}} \Theta^\beta \mathcal{T}_\beta - \Theta^\alpha \frac{d}{d\lambda} \mathcal{T}_\alpha : & - \int_0^{\bar{r}_\lambda} \frac{d\bar{r}'}{\bar{r}'} \Theta^\beta \mathcal{T}_\beta - \int_0^\lambda d\lambda' \Theta^\alpha \frac{d}{d\lambda'} \mathcal{T}_\alpha \\ & - \frac{K}{2} \int_0^{\bar{r}_\lambda} d\bar{r}' \int_0^{\bar{r}'} \frac{d\bar{r}''}{f_k(\bar{r}'')} \Theta^\beta \mathcal{T}_\beta + \frac{K}{2} \theta^i \delta_i^\alpha \int_0^\lambda d\lambda' f_{k\lambda'} \int_0^{\lambda'} d\lambda'' \bar{r}_{\lambda''} \frac{d}{d\lambda''} \mathcal{T}_\alpha \\ & = - (\Theta^\alpha \mathcal{T}_\alpha)_\lambda + (\Theta^\alpha \mathcal{T}_\alpha)_\circ - \int_0^{\bar{r}_\lambda} \frac{d\bar{r}'}{\bar{r}'} \Theta^\alpha \mathcal{T}_\alpha, \end{aligned} \quad (\text{B.11})$$

where we used

$$\frac{d}{d\lambda} (\Theta^\alpha \mathcal{T}_\alpha) = \Theta^\alpha \frac{d}{d\lambda} \mathcal{T}_\alpha - \frac{1}{2} K \bar{r} \Theta^\alpha \mathcal{T}_\alpha. \quad (\text{B.12})$$

For two terms involving \mathcal{G}_α , we first perform the single integral in the formal solution:

$$\int_0^\lambda d\lambda' \left[\Theta^\alpha \frac{1}{f_k} \frac{d^2}{d\lambda'^2} (f_k \mathcal{G}_\alpha) + K \Theta^\alpha \mathcal{G}_\alpha \right] = \left[\Theta^\alpha \frac{d}{d\lambda'} \mathcal{G}_\alpha \right]_0^\lambda - \frac{K \bar{r}_\lambda}{2} \Theta^\alpha \mathcal{G}_\alpha - K \int_0^{\bar{r}_\lambda} \frac{d\bar{r}'}{f_k(\bar{r}')} \Theta^\alpha \mathcal{G}_\alpha, \quad (\text{B.13})$$

where we noted $\Theta^\alpha / f_k = \theta^i \delta_{i\alpha}$ can be pulled out of the integration. Finally, the double integration in the formal solution for two terms involving \mathcal{G}_α are performed separately. First, we compute

$$\begin{aligned} & - \frac{K}{2} \int_0^\lambda d\lambda' f_{k\lambda'} \int_0^{\lambda'} d\lambda'' \frac{\bar{r}_{\lambda''}}{f_{k\lambda''}} \left[\Theta^\alpha \frac{d^2}{d\lambda''^2} (f_k \mathcal{G}_\alpha) \right] \\ & = - \frac{K}{2} \theta^i \delta_i^\alpha \left[\int_0^\lambda d\lambda' \bar{r}_{\lambda'} \frac{d}{d\lambda'} (f_k \mathcal{G}_\alpha) - \int_0^\lambda d\lambda' f_{k\lambda'} \int_0^{\lambda'} d\lambda'' \frac{d}{d\lambda''} \left(\frac{\bar{r}}{f_k} \right) \frac{d}{d\lambda''} (f_k \mathcal{G}_\alpha) \right] \\ & = - \frac{1}{2} K \left[\bar{r}_\lambda \Theta^\alpha \mathcal{G}_\alpha - \int_0^{\bar{r}_\lambda} d\bar{r}' \Theta^\alpha \mathcal{G}_\alpha \right] \\ & \quad - \frac{1}{2} K \left[\int_0^{\bar{r}_\lambda} \frac{d\bar{r}'}{f_k(\bar{r}')} \left(\frac{K}{4} \bar{r}_{\lambda'}^2 - 1 \right) \Theta^\alpha \mathcal{G}_\alpha + \bar{r}_\lambda \left(\Theta^\alpha \mathcal{G}_\alpha \right)_\circ - K \int_0^{\bar{r}_\lambda} d\bar{r}' \frac{\bar{r}' (\bar{r}_\lambda - \bar{r}')}{f_k^2(\bar{r}')} \Theta^\alpha \mathcal{G}_\alpha \right] \\ & = - \frac{1}{2} K \bar{r}_\lambda \left[\Theta^\alpha \mathcal{G}_\alpha + \left(\Theta^\alpha \mathcal{G}_\alpha \right)_\circ \right] + K \int_0^{\bar{r}_\lambda} \frac{d\bar{r}'}{f_k(\bar{r}')} \Theta^\alpha \mathcal{G}_\alpha + \frac{K^2}{2} \int_0^{\bar{r}_\lambda} d\bar{r}' \frac{\bar{r}' (\bar{r}_\lambda - \bar{r}')}{f_k^2(\bar{r}')} \Theta^\alpha \mathcal{G}_\alpha, \end{aligned} \quad (\text{B.14})$$

where we used

$$\frac{d}{d\lambda} \left(\frac{\bar{r}}{f_k} \right) = -1 + \frac{1}{2f_k} K \bar{r}^2 = -\frac{1}{f_k} + \frac{1}{4f_k} K \bar{r}^2 . \quad (\text{B.15})$$

Mind the dimension $[\mathcal{G}_\alpha] = [\Psi_\alpha] = L$. Next, we compute the double integration for the remaining term:

$$-\frac{1}{2} K \int_0^\lambda d\lambda' f_{k\lambda'} \int_0^{\lambda'} d\lambda'' \frac{\bar{r}_{\lambda''}}{f_{k\lambda''}} \left(K \Theta^\alpha \mathcal{G}_\alpha \right) = -\frac{1}{2} K^2 \int_0^{\bar{r}_\lambda} d\bar{r}' \frac{\bar{r}'(\bar{r}_\lambda - \bar{r}')}{f_k^2(\bar{r}')} \Theta^\alpha \mathcal{G}_\alpha . \quad (\text{B.16})$$

The sum of these integrals involving terms with \mathcal{G}_α gives rise to several cancellations, leading to

$$(\Theta_\alpha \delta N^\alpha)_\lambda - (\Theta_\alpha \delta N^\alpha)_0 \ni \left[\frac{d}{d\lambda} (\Theta_\alpha \mathcal{G}_\alpha) \right]_0^\lambda - \frac{1}{2} K \bar{r}_\lambda \left[\Theta^\alpha \mathcal{G}_\alpha + \left(\Theta^\alpha \mathcal{G}_\alpha \right)_{\bar{o}} \right] . \quad (\text{B.17})$$

Adding up all the computed terms, we arrive at the solution for $\Theta_\alpha \delta N^\alpha$ in Eq. (3.88):

$$\begin{aligned} (\Theta_\alpha \delta N^\alpha)_\lambda - (\Theta_\alpha \delta N^\alpha)_0 &= -\frac{1}{2} K \bar{r}_\lambda \left[(\Theta_\alpha \delta x^\alpha + \Theta^\alpha \mathcal{G}_\alpha)_{\bar{o}} + \Theta^\alpha \mathcal{G}_\alpha \right] - \int_0^{\bar{r}_\lambda} \frac{d\bar{r}'}{\bar{r}'} \Theta^\alpha \left(\Psi_\alpha + 2N^\beta C_{\alpha\beta} \right) \quad (\text{B.18}) \\ &- \left[\Theta^\alpha \Psi_\alpha + 2\Theta^\alpha N^\beta C_{\alpha\beta} - \frac{d}{d\lambda} (\Theta^\alpha \mathcal{G}_\alpha) \right]_0^\lambda - \int_0^{\bar{r}_\lambda} \frac{d\bar{r}'}{\bar{r}'} \left[1 + \frac{1}{2} K \frac{(\bar{r}_\lambda - \bar{r}')\bar{r}'}{f_k(\bar{r}')} \right] \frac{\partial}{\partial \theta} (\alpha_\chi - \varphi_\chi - \Psi_\parallel - C_\parallel) . \end{aligned}$$

Using this solution, we derive the tangential distortion $\bar{r}_z \delta \theta$ in Eq. (3.114) of the observed source position, which requires one more integration over the affine parameter as in Eq. (3.113):

$$\bar{r}_z \delta \theta = (\Theta_\alpha \delta x^\alpha)_{\bar{o}} - \int_0^{\lambda_s} d\lambda f_k \Theta_\alpha \delta N^\alpha . \quad (\text{B.19})$$

As there are several terms for the expression $\Theta_\alpha \delta N^\alpha$ in Eq. (B.18), we again compute the integral for these individual terms separately. First, those terms that are evaluated at the observer position can be integrated trivially:

$$-\int_0^{\lambda_s} d\lambda f_{k\lambda} \left[\Theta^\alpha \Psi_\alpha + 2\Theta^\alpha N^\beta C_{\alpha\beta} - \frac{d}{d\lambda} (\Theta_\alpha \mathcal{G}_\alpha) \right]_0 = \bar{r}_z \left[\Theta^\alpha \Psi_\alpha + 2\Theta^\alpha N^\beta C_{\alpha\beta} - \frac{d}{d\lambda} (\Theta_\alpha \mathcal{G}_\alpha) \right]_{\bar{o}} , \quad (\text{B.20})$$

and also the boundary term for $\Theta_\alpha \delta N^\alpha$ at the observer position:

$$-\int_0^{\lambda_s} d\lambda f_{k\lambda} (\Theta_\alpha \delta N^\alpha)_{\bar{o}} = \bar{r}_z (\Theta_\alpha \delta N^\alpha)_{\bar{o}} , \quad (\text{B.21})$$

where the boundary term is already given in Eq. (B.2). Finally, those terms at the observer position, but multiplied by \bar{r}_λ can be integrated by using

$$\int_0^{\lambda_s} d\lambda f_{k\lambda} \bar{r}_\lambda = -\frac{1}{2} \bar{r}_z^2 + \mathcal{O}(1) , \quad (\text{B.22})$$

as

$$-\int_0^{\lambda_s} d\lambda f_{k\lambda} \left[-\frac{1}{2} K \bar{r}_\lambda (\Theta_\alpha \delta x^\alpha + \Theta^\alpha \mathcal{G}_\alpha)_{\bar{o}} \right] = -\frac{1}{4} K \bar{r}_z^2 (\Theta_\alpha \delta x^\alpha + \Theta^\alpha \mathcal{G}_\alpha)_{\bar{o}} . \quad (\text{B.23})$$

Next, those terms that are at x_λ can be integrated as

$$\begin{aligned} & - \int_0^{\lambda_s} d\lambda f_{k\lambda} \left[-\frac{1}{2} K \bar{r}_\lambda \Theta^\alpha \mathcal{G}_\alpha - \left(\Theta^\alpha \Psi_\alpha + 2\Theta^\alpha N^\beta C_{\alpha\beta} - \frac{d}{d\lambda} (\Theta^\alpha \mathcal{G}_\alpha) \right) \right] \\ & = - \int_0^{\bar{r}_z} d\bar{r} \Theta^\alpha \left(\Psi_\alpha + 2N^\beta C_{\alpha\beta} \right) - f_{k\lambda} \Theta^\alpha \mathcal{G}_\alpha + \left(f_{k\lambda} \Theta^\alpha \mathcal{G}_\alpha \right)_{\bar{r}_0}, \end{aligned} \quad (\text{B.24})$$

where we used Eq. (3.78) and the term with K is cancelled by the integration by part of the term with derivative with respect to λ . The integral term in Eq. (B.18) becomes the double integral, which can be readily manipulated as

$$\int_0^{\lambda_s} d\lambda f_{k\lambda} \int_0^{\bar{r}_\lambda} \frac{d\bar{r}'}{\bar{r}'} \Theta^\alpha \left[\Psi_\alpha + 2N^\beta C_{\alpha\beta} \right] = - \int_0^{\bar{r}_z} d\bar{r} \left(\frac{\bar{r}_z - \bar{r}}{\bar{r}} \right) \Theta^\alpha \left[\Psi_\alpha + 2N^\beta C_{\alpha\beta} \right]. \quad (\text{B.25})$$

Finally, the last term in Eq. (B.18) is integrated to yield

$$\begin{aligned} & - \int_0^{\bar{r}_z} d\bar{r} \int_0^{\bar{r}} d\bar{r}' \left(\frac{1}{\bar{r}'} + \frac{K}{2} \frac{\bar{r} - \bar{r}'}{f_k(\bar{r}')} \right) \frac{\partial}{\partial \theta} [\alpha_\chi - \varphi_\chi - \Psi_\parallel - C_\parallel] \\ & = - \left\{ \int_0^{\bar{r}_z} d\bar{r} \int_0^{\bar{r}} d\bar{r}' \frac{1 - \frac{K}{4} \bar{r}'^2}{\bar{r}' f_k(\bar{r}')} + \frac{K}{2} \int_0^{\bar{r}_z} d\bar{r} \bar{r} \int_0^{\bar{r}} \frac{d\bar{r}'}{f_k(\bar{r}')} \right\} \frac{\partial}{\partial \theta} [\alpha_\chi - \varphi_\chi - \Psi_\parallel - C_\parallel] \\ & = - \left\{ \int_0^{\bar{r}_z} d\bar{r} (\bar{r}_z - \bar{r}) \frac{1 - \frac{K}{4} \bar{r}^2}{\bar{r} f_k(\bar{r})} + \frac{K}{2} \int_0^{\bar{r}_z} d\bar{r} \bar{r} \frac{\bar{r}_z^2 - \bar{r}^2}{2\bar{r} f_k(\bar{r})} \right\} \frac{\partial}{\partial \theta} [\alpha_\chi - \varphi_\chi - \Psi_\parallel - C_\parallel] \\ & = - \int_0^{\bar{r}_z} d\bar{r} \left(\frac{\bar{r}_z - \bar{r}}{\bar{r} f_k(\bar{r})} \right) \left(1 + \frac{1}{4} K \bar{r}_z \bar{r} \right) \frac{\partial}{\partial \theta} [\alpha_\chi - \varphi_\chi - \Psi_\parallel - C_\parallel]. \end{aligned} \quad (\text{B.26})$$

Adding up all the terms, the tangential distortion $\bar{r}_z \delta\theta$ of the source position in Eq. (3.114) is therefore obtained as

$$\begin{aligned} \bar{r}_z \delta\theta & = \left(1 - \frac{1}{4} K \bar{r}_z^2 \right) \left(\Theta_\alpha \delta x^\alpha + \Theta^\alpha \mathcal{G}_\alpha \right)_{\bar{r}_0} + \bar{r}_z \left[-\Theta_\alpha V^\alpha + \Theta_\alpha N^\beta C_\beta^\alpha + \phi^i \Omega^i \right]_{\bar{r}_0} - f_{k\lambda}(\bar{r}_z) \Theta^\alpha \mathcal{G}_\alpha \\ & \quad - \int_0^{\bar{r}_z} d\bar{r} \frac{\bar{r}_z}{\bar{r}} \Theta^\alpha \left(\Psi_\alpha + 2N^\beta C_{\alpha\beta} \right) - \int_0^{\bar{r}_z} d\bar{r} \left(\frac{\bar{r}_z - \bar{r}}{\bar{r} f_k(\bar{r})} \right) \left(1 + \frac{1}{4} K \bar{r}_z \bar{r} \right) \frac{\partial}{\partial \theta} [\alpha_\chi - \varphi_\chi - \Psi_\parallel - C_\parallel], \end{aligned} \quad (\text{B.27})$$

where the expression was further simplified by noting that

$$\Psi_\alpha - \mathcal{U}_\alpha = \mathcal{G}'_\alpha - V_\alpha, \quad (\text{B.28})$$

$$\frac{d}{d\lambda} (\Theta_\alpha \mathcal{G}^\alpha) = \Theta_\alpha \frac{d}{d\lambda} \mathcal{G}^\alpha + \mathcal{G}^\alpha \frac{d}{d\lambda} \Theta_\alpha = \Theta_\alpha \left(\mathcal{G}^{\alpha'} - N^\beta \mathcal{G}^\alpha_{,\beta} \right) + \frac{K \bar{r}}{2} \Theta_\alpha \mathcal{G}^\alpha. \quad (\text{B.29})$$

References

- [1] S. W. Hawking. The development of irregularities in a single bubble inflationary universe. *Physics Letters B*, 115(4):295–297, September 1982.
- [2] James M. Bardeen, Paul J. Steinhardt, and Michael S. Turner. Spontaneous creation of almost scale-free density perturbations in an inflationary universe. *Phys. Rev. D*, 28:679–693, Aug 1983.
- [3] Alan H. Guth and So-Young Pi. Quantum mechanics of the scalar field in the new inflationary universe. *Phys. Rev. D*, 32(8):1899–1920, October 1985.

- [4] Martin Bucher and J. D. Cohn. Primordial gravitational waves from open inflation. Phys. Rev. D, 55(12):7461–7479, June 1997.
- [5] III Gott, J. R. Creation of open universes from de Sitter space. Nature, 295(5847):304–307, January 1982.
- [6] Bharat Ratra and P. J. E. Peebles. Inflation in an open universe. Phys. Rev. D, 52(4):1837–1894, August 1995.
- [7] Bharat Ratra. Inflation in a closed universe. Phys. Rev. D, 96(10):103534, November 2017.
- [8] Planck Collaboration, N. Aghanim, Y. Akrami, M. Ashdown, J. Aumont, C. Baccigalupi, et al. Planck 2018 results. VI. Cosmological parameters. Astron. Astrophys., 641:A6, September 2020.
- [9] Will Handley. Curvature tension: Evidence for a closed universe. Phys. Rev. D, 103(4):L041301, February 2021.
- [10] Eleonora Di Valentino, Alessandro Melchiorri, and Joseph Silk. Planck evidence for a closed Universe and a possible crisis for cosmology. Nature Astronomy, 4:196–203, February 2020.
- [11] Eleonora Di Valentino, Alessandro Melchiorri, and Joseph Silk. Investigating cosmic discordance. The Astrophysical Journal Letters, 908(1):L9, feb 2021.
- [12] Chan-Gyung Park and Bharat Ratra. Measuring the Hubble constant and spatial curvature from supernova apparent magnitude, baryon acoustic oscillation, and Hubble parameter data. Astrophys. Space Sci., 364(8):134, August 2019.
- [13] George Efstathiou and Steven Gratton. The evidence for a spatially flat Universe. Mon. Not. R. Astron. Soc., 496(1):L91–L95, July 2020.
- [14] Sunny Vagnozzi, Eleonora Di Valentino, Stefano Gariazzo, Alessandro Melchiorri, Olga Mena, and Joseph Silk. The galaxy power spectrum take on spatial curvature and cosmic concordance. Physics of the Dark Universe, 33:100851, September 2021.
- [15] Sunny Vagnozzi, Abraham Loeb, and Michele Moresco. Eppur è piatto? The Cosmic Chronometers Take on Spatial Curvature and Cosmic Concordance. Astrophys. J., 908(1):84, February 2021.
- [16] Suhail Dhawan, Justin Alsing, and Sunny Vagnozzi. Non-parametric spatial curvature inference using late-Universe cosmological probes. Mon. Not. R. Astron. Soc., 506(1):L1–L5, September 2021.
- [17] Junpei Ooba, Bharat Ratra, and Naoshi Sugiyama. Planck 2015 Constraints on the Non-flat Λ CDM Inflation Model. Astrophys. J., 864(1):80, September 2018.
- [18] Shulei Cao, Joseph Ryan, and Bharat Ratra. Using Pantheon and DES supernova, baryon acoustic oscillation, and Hubble parameter data to constrain the Hubble constant, dark energy dynamics, and spatial curvature. Mon. Not. R. Astron. Soc., 504(1):300–310, June 2021.
- [19] E. R. Harrison. Normal Modes of Vibrations of the Universe. Reviews of Modern Physics, 39(4):862–882, October 1967.
- [20] K. Tomita. Tensor Spherical and Pseudo-Spherical Harmonics in Four-Dimensional Spaces. Progress of Theoretical Physics, 68(1):310–313, July 1982.
- [21] Julien Lesgourgues and Thomas Tram. Fast and accurate CMB computations in non-flat FLRW universes. J. Cosmol. Astropart. Phys., 2014(9):032, September 2014.
- [22] M. L. Wilson. On the anisotropy of the cosmological background matter and radiation distribution. II - The radiation anisotropy in models with negative spatial curvature. Astrophys. J., 273:2–15, October 1983.
- [23] Matias Zaldarriaga, Uroš Seljak, and Edmund Bertschinger. Integral Solution for the Microwave Background Anisotropies in Nonflat Universes. Astrophys. J., 494(2):491–502, February 1998.
- [24] Wayne Hu, Uroš Seljak, Martin White, and Matias Zaldarriaga. Complete treatment of CMB anisotropies in a FRW universe. Phys. Rev. D, 57(6):3290–3301, March 1998.

- [25] Anthony Challinor. Microwave background polarization in cosmological models. Phys. Rev. D, 62(4):043004, August 2000.
- [26] Anthony Challinor. Microwave background anisotropies from gravitational waves: the 1 + 3 covariant approach. Classical and Quantum Gravity, 17(4):871–889, February 2000.
- [27] Wayne Hu, Naoshi Sugiyama, and Joseph Silk. The Physics of Microwave Background Anisotropies. arXiv e-prints, pages astro-ph/9604166, April 1996.
- [28] Wayne Hu and Scott Dodelson. Cosmic Microwave Background Anisotropies. Annual Rev. Astron. Astrophys., 40:171–216, January 2002.
- [29] Misao Sasaki. The magnitude-redshift relation in a perturbed Friedmann universe. Mon. Not. R. Astron. Soc., 228:653–669, October 1987.
- [30] Toshifumi Futamase and Misao Sasaki. Light propagation and the distance-redshift relation in a realistic inhomogeneous universe. Phys. Rev. D, 40(8):2502–2510, October 1989.
- [31] N. Sugiura, N. Sugiyama, and M. Sasaki. Anisotropies in Luminosity Distance. Progress of Theoretical Physics, 101(4):903–922, April 1999.
- [32] Enea Di Dio, Francesco Montanari, Alvise Raccanelli, Ruth Durrer, Marc Kamionkowski, and Julien Lesgourgues. Curvature constraints from large scale structure. J. Cosmol. Astropart. Phys., 2016(6):013, June 2016.
- [33] G. Bernstein. Metric Tests for Curvature from Weak Lensing and Baryon Acoustic Oscillations. Astrophys. J., 637(2):598–607, February 2006.
- [34] Jaiyul Yoo. Complete treatment of galaxy two-point statistics: Gravitational lensing effects and redshift-space distortions. Phys. Rev. D, 79(2):023517, January 2009.
- [35] Jaiyul Yoo, A. Liam Fitzpatrick, and Matias Zaldarriaga. New perspective on galaxy clustering as a cosmological probe: General relativistic effects. Phys. Rev. D, 80:083514, Oct 2009.
- [36] Jaiyul Yoo. General relativistic description of the observed galaxy power spectrum: Do we understand what we measure? Phys. Rev. D, 82:083508, Oct 2010.
- [37] Camille Bonvin and Ruth Durrer. What galaxy surveys really measure. Phys. Rev. D, 84(6):063505, September 2011.
- [38] Anthony Challinor and Antony Lewis. Linear power spectrum of observed source number counts. Phys. Rev. D, 84(4):043516, August 2011.
- [39] Donghui Jeong, Fabian Schmidt, and Christopher M. Hirata. Large-scale clustering of galaxies in general relativity. Phys. Rev. D, 85:023504, Jan 2012.
- [40] Jaiyul Yoo. Relativistic effect in galaxy clustering. Classical and Quantum Gravity, 31(23):234001, Nov 2014.
- [41] Jaiyul Yoo, Nastassia Grimm, Ermis Mitsou, Adam Amara, and Alexandre Refregier. Gauge-invariant formalism of cosmological weak lensing. Journal of Cosmology and Astroparticle Physics, 2018(04):029–029, apr 2018.
- [42] Ermis Mitsou and Jaiyul Yoo. Tetrad formalism for exact cosmological observables. SpringerBriefs in Physics, 2020.
- [43] Anthony Challinor and Anthony Lasenby. Cosmic Microwave Background Anisotropies in the Cold Dark Matter Model: A Covariant and Gauge-invariant Approach. Astrophys. J., 513(1):1–22, March 1999.
- [44] Roy Maartens, Tim Gebbie, and George F. R. Ellis. Cosmic microwave background anisotropies: Nonlinear dynamics. Phys. Rev. D, 59(8):083506, April 1999.
- [45] Anthony Challinor. The Covariant Perturbative Approach to Cosmic Microwave Background Anisotropies. General Relativity and Gravitation, 32(6):1059–1074, June 2000.

- [46] L. Fang and A. Zee, editors. *Cosmology and Particle Physics*, January 1988.
- [47] James M. Bardeen. Gauge-invariant cosmological perturbations. *Phys. Rev. D*, 22(8):1882–1905, October 1980.
- [48] R. M. Wald. *General relativity*. 1984.
- [49] Enrico Barausse, Sabino Matarrese, and Antonio Riotto. Effect of inhomogeneities on the luminosity distance-redshift relation: Is dark energy necessary in a perturbed universe? *Phys. Rev. D*, 71(6):063537, March 2005.
- [50] Lam Hui and Patrick B. Greene. Correlated fluctuations in luminosity distance and the importance of peculiar motion in supernova surveys. *Phys. Rev. D*, 73(12):123526, June 2006.
- [51] Camille Bonvin, Ruth Durrer, and M. Alice Gasparini. Fluctuations of the luminosity distance. *Phys. Rev. D*, 73(2):023523, January 2006.
- [52] Camille Bonvin, Ruth Durrer, and Martin Kunz. Dipole of the Luminosity Distance: A Direct Measure of $H(z)$. *Phys. Rev. Lett.*, 96(19):191302, May 2006.
- [53] Chris Clarkson, George F. R. Ellis, Andreas Faltenbacher, Roy Maartens, Obinna Umeh, and Jean-Philippe Uzan. (Mis)interpreting supernovae observations in a lumpy universe. *Mon. Not. R. Astron. Soc.*, 426(2):1121–1136, October 2012.
- [54] Pierre Fleury, Hélène Dupuy, and Jean-Philippe Uzan. Can All Cosmological Observations Be Accurately Interpreted with a Unique Geometry? *Phys. Rev. Lett.*, 111(9):091302, August 2013.
- [55] Obinna Umeh, Chris Clarkson, and Roy Maartens. Nonlinear relativistic corrections to cosmological distances, redshift and gravitational lensing magnification: I. Key results. *Classical and Quantum Gravity*, 31(20):202001, October 2014.
- [56] Ido Ben-Dayan, Ruth Durrer, Giovanni Marozzi, and Dominik J. Schwarz. Value of H_0 in the Inhomogeneous Universe. *Phys. Rev. Lett.*, 112(22):221301, June 2014.
- [57] Nick Kaiser and Michael J. Hudson. On the perturbation of the luminosity distance by peculiar motions. *Mon. Not. R. Astron. Soc.*, 450(1):883–895, June 2015.
- [58] Pierre Fleury, Chris Clarkson, and Roy Maartens. How does the cosmic large-scale structure bias the Hubble diagram? *J. Cosmol. Astropart. Phys.*, 2017(3):062, March 2017.
- [59] Steven Weinberg. *Gravitation and Cosmology: Principles and Applications of the General Theory of Relativity*. 1972.
- [60] Sang Gyu Biern and Jaiyul Yoo. Gauge-invariance and infrared divergences in the luminosity distance. *J. Cosmol. Astropart. Phys.*, 2017(4):045, April 2017.
- [61] Jaiyul Yoo and Fulvio Scaccabarozzi. Unified treatment of the luminosity distance in cosmology. *J. Cosmol. Astropart. Phys.*, 2016(9):046, September 2016.
- [62] Jaiyul Yoo and Matias Zaldarriaga. Beyond the linear-order relativistic effect in galaxy clustering: Second-order gauge-invariant formalism. *Physical Review D*, 90(2), Jul 2014.
- [63] Enea Di Dio, Ruth Durrer, Giovanni Marozzi, and Francesco Montanari. Galaxy number counts to second order and their bispectrum. *J. Cosmol. Astropart. Phys.*, 2014(12):017, December 2014.
- [64] Daniele Bertacca, Roy Maartens, and Chris Clarkson. Observed galaxy number counts on the lightcone up to second order: I. Main result. *J. Cosmol. Astropart. Phys.*, 2014(9):037, September 2014.
- [65] Enea Di Dio, Ruth Durrer, Giovanni Marozzi, and Francesco Montanari. The bispectrum of relativistic galaxy number counts. *J. Cosmol. Astropart. Phys.*, 2016(1):016, January 2016.
- [66] Obinna Umeh, Sheean Jolicoeur, Roy Maartens, and Chris Clarkson. A general relativistic signature in the galaxy bispectrum: the local effects of observing on the lightcone. *J. Cosmol. Astropart. Phys.*, 2017(3):034, March 2017.

- [67] Kazuya Koyama, Obinna Umeh, Roy Maartens, and Daniele Bertacca. The observed galaxy bispectrum from single-field inflation in the squeezed limit. *J. Cosmol. Astropart. Phys.*, 2018(7):050, July 2018.
- [68] Fulvio Scaccabarozzi, Jaiyul Yoo, and Sang Gyu Biern. Galaxy two-point correlation function in general relativity. *J. Cosmol. Astropart. Phys.*, 2018(10):024, October 2018.
- [69] Nastassia Grimm, Fulvio Scaccabarozzi, Jaiyul Yoo, Sang Gyu Biern, and Jinn-Ouk Gong. Galaxy power spectrum in general relativity. *J. Cosmol. Astropart. Phys.*, 2020(11):064, November 2020.
- [70] James E. Gunn. On the Propagation of Light in Inhomogeneous Cosmologies. I. Mean Effects. *Astrophys. J.*, 150:737, December 1967.
- [71] Jordi Miralda-Escude. The Correlation Function of Galaxy Ellipticities Produced by Gravitational Lensing. *Astrophys. J.*, 380:1, October 1991.
- [72] Nick Kaiser. Weak Gravitational Lensing of Distant Galaxies. *Astrophys. J.*, 388:272, April 1992.
- [73] Marc Kamionkowski, Arif Babul, Catherine M. Cress, and Alexandre Refregier. Theory and statistics of weak lensing from large-scale mass inhomogeneities. *Mon. Not. R. Astron. Soc.*, 301(4):1064–1072, December 1998.
- [74] Asantha Cooray and Wayne Hu. Second-Order Corrections to Weak Lensing by Large-Scale Structure. *Astrophys. J.*, 574(1):19–23, July 2002.
- [75] Scott Dodelson, Edward W. Kolb, S. Matarrese, A. Riotto, and Pengjie Zhang. Second order geodesic corrections to cosmic shear. *Phys. Rev. D*, 72(10):103004, November 2005.
- [76] Camille Bonvin. Effect of peculiar motion in weak lensing. *Phys. Rev. D*, 78(12):123530, December 2008.
- [77] Francis Bernardeau, Camille Bonvin, and Filippo Vernizzi. Full-sky lensing shear at second order. *Phys. Rev. D*, 81(8):083002, April 2010.
- [78] Fabian Schmidt and Donghui Jeong. Cosmic rulers. *Phys. Rev. D*, 86(8):083527, October 2012.
- [79] Daisuke Yamauchi, Toshiya Namikawa, and Atsushi Taruya. Full-sky formulae for weak lensing power spectra from total angular momentum method. *J. Cosmol. Astropart. Phys.*, 2013(8):051, August 2013.
- [80] S. C. Su and Eugene A. Lim. Formulating weak lensing from the Boltzmann equation and application to lens-lens couplings. *Phys. Rev. D*, 89(12):123006, June 2014.
- [81] Chris Clarkson. The general theory of secondary weak gravitational lensing. *J. Cosmol. Astropart. Phys.*, 2015(9):033, September 2015.
- [82] Nastassia Grimm and Jaiyul Yoo. Jacobi mapping approach for a precise cosmological weak lensing formalism. *J. Cosmol. Astropart. Phys.*, 2018(7):067, July 2018.
- [83] Nastassia Grimm and Jaiyul Yoo. General relativistic effects in weak lensing angular power spectra. *Phys. Rev. D*, 104(8):083548, October 2021.
- [84] Chung-Pei Ma and Edmund Bertschinger. Cosmological Perturbation Theory in the Synchronous and Conformal Newtonian Gauges. *Astrophys. J.*, 455:7, December 1995.
- [85] Sandra Baumgartner and Jaiyul Yoo. Monopole fluctuation of the CMB and its gauge invariance. *Phys. Rev. D*, 103(6):063516, March 2021.