

Constraints on energy scales from dark matter decay in a gauged $B - L$ model

Guillermo Gambini,^{1,2} Pedro C. de Holanda,¹ and Saulo Carneiro³

¹*Instituto de Física Gleb Wataghin, UNICAMP, Campinas, SP, Brasil*

²*McGill University, Department of Physics,*

3600 University Street, Montréal, QC H3A 2T8, Canada

³*Instituto de Física, Universidade Federal da Bahia, 40210-340, Salvador, BA, Brasil*

Abstract

Popular extensions of the standard model of particle physics feature new fields and symmetries which could, for example, dynamically generate neutrino masses from $B - L$ spontaneous symmetry breaking. If a new light scalar that decays into dark radiation appears in the spectrum of the theory, it could significantly modify the cosmological observables. In this case, cold dark matter could have a stable and a decaying component and limits on its decay rate Γ_{dcdm} can be used to put constraints on the new energy scales of a given model. We illustrate this idea using a gauged $B - L$ model where the dark radiation is in the form of light neutrinos.

I. INTRODUCTION

One of the driving forces of intensive research nowadays is the nature of the dark sector and its interactions with the content of the standard model of particle physics (SM). This sector is embedded in the cosmological standard model (Λ CDM) in the form of dark matter (DM) and dark energy. While the latter accounts for the accelerated expansion of the universe and its effects manifest in the form of a cosmological constant Λ , the former is most likely a new yet-unknown form of matter. The large amount of astronomical and cosmological observations are compatible with a cold relic whose self-interaction could solve, for example, small-scale problems [1–4], while its interactions with SM particles could explain anomalies in terrestrial experiments [5–9], as well as discrepancies between low-redshift and cosmic microwave background (CMB) determinations of the Hubble parameter H_0 and the matter perturbation amplitude σ_8 [10–14].

The resolution of these H_0 and σ_8 tensions [15–18] could also indicate the presence of a new neutrino species [19], primordial black holes [20], decaying dark matter [21] and more (see [22] for a review). In particular, a natural (decaying) DM candidate is the Majoron which appears in models where the $B - L$ symmetry is broken by gravitational effects [23] or spontaneously broken by the vacuum expectation value (VEV) of a new complex singlet scalar [24]. Neutrino masses could be a consequence of this spontaneous symmetry breaking (SSB) at high scales if neutrinos are Majorana particles. Besides that, tiny Dirac neutrino masses can be achieved by coupling new right-handed neutral fermions and active neutrinos to new scalar doublets with VEVs $v_D \ll v_{\text{SM}} \approx 246$ GeV [25]. This dynamical generation of Dirac neutrino masses can be extended to Majorana neutrino masses by introducing new scalar singlets with larger VEVs $v_{\text{SM}} \ll v_M$ [26]. In this work, we put constraints on these Dirac and Majorana VEVs from the cosmic evolution and decay of a massive Majoron DM candidate that arises in gauged $B - L$ models and is able to constitute all or a fraction of the DM respecting limits from the cosmic microwave background (CMB) and the large-scale structure (LSS) of the universe.

In section 2 we briefly describe the gauged $B - L$ model we use to illustrate the constraints cosmology puts on these new scales v_D and v_M . Constraints from late-time neutrino production and observational limits are presented in sections 3 and 4, respectively. We conclude in section 5.

II. A $B-L$ MODEL WITH EXOTIC CHARGES

The model we use to study decaying DM is based on the gauge group $SU(3)_C \otimes SU(2)_L \otimes U(1)_{Y'} \otimes U(1)_{B-L}$, where C , L , Y' , and $B-L$ stand for color, left chirality, a new charge different from SM hypercharge, and baryon minus lepton number, respectively. Taking $B-L$ as a gauge symmetry, many models arise from the set of solutions to anomaly equations [27]. In Ref.[28], a model with three right-handed neutrinos with $B-L = 5, -4, -4$ charges is proposed. Its representation content is that of the SM slightly extended by these new particles and six new scalars: two doublets $\Phi_{1,2}$ and four singlets $\phi_{1,2,3,X}$,

$$SU(2)_L \otimes U(1)_{Y'} \otimes U(1)_{B-L} \xrightarrow{\langle \phi \rangle} SU(2)_L \otimes U(1)_Y \xrightarrow{\langle H, \Phi \rangle} U_{\text{em}}. \quad (1)$$

All of these new scalars have unique $B-L$ quantum numbers [29].

In this model, the most general renormalizable and gauge-invariant scalar potential reads

$$\begin{aligned} V_{B-L} = & -\mu_H^2 H^\dagger H + \lambda_H |H^\dagger H|^2 \\ & -\mu_{11}^2 \Phi_1^\dagger \Phi_1 + \lambda_{11} |\Phi_1^\dagger \Phi_1|^2 - \mu_{22}^2 \Phi_2^\dagger \Phi_2 + \lambda_{22} |\Phi_2^\dagger \Phi_2|^2 - \mu_{s\alpha}^2 |\phi_\alpha|^2 + \lambda_{s\alpha} |\phi_\alpha^* \phi_\alpha|^2 \\ & + \lambda_{12} |\Phi_1|^2 |\Phi_2|^2 + \Lambda_{H\gamma} |H|^2 |\Phi_\gamma|^2 + \Lambda_{Hs\alpha} |H|^2 |\phi_\alpha|^2 + \Lambda'_{\gamma\alpha} |\Phi_\gamma|^2 |\phi_\alpha|^2 + \Delta_{\alpha\beta} (\phi_\alpha^* \phi_\alpha) (\phi_\beta^* \phi_\beta) \\ & + \lambda'_{12} (\Phi_1^\dagger \Phi_2) (\Phi_2^\dagger \Phi_1) + \Lambda'_{H\gamma} (H^\dagger \Phi_\gamma) (\Phi_\gamma^\dagger H) \\ & + [\beta_{123} \phi_1 \phi_2 (\phi_3^*)^2 + \Phi_1^\dagger \Phi_2 (\beta_{13} \phi_1 \phi_3^* + \beta_{23} \phi_2 \phi_3) - i\kappa_{H1X} \Phi_1^T \tau_2 H \phi_X \\ & - i\kappa_{H2X} (\Phi_2^T \tau_2 H) (\phi_X^*)^2 + \beta_X (\phi_X^* \phi_1) (\phi_2 \phi_3) + \beta_{3X} (\phi_X^* \phi_3^3) + H.c.], \end{aligned}$$

where $\gamma = 1, 2$, $\alpha, \beta = 1, 2, 3, X$, and $\alpha > \beta$ in the $\Delta_{\alpha\beta}$ terms. The quadratic potential reads $V_2 = \frac{1}{2} \boldsymbol{\varphi}^T M \boldsymbol{\varphi}$, where the scalar mass matrix can be written as $M = \partial^2 V_{B-L} / \partial \boldsymbol{\varphi}^2$. Being particularly interested in the CP-odd sector, we take $\boldsymbol{\varphi} = \{\text{Im}_\varphi\}$ with $\varphi^0 = \frac{1}{\sqrt{2}}(v_\varphi + \text{Re}_\varphi + \text{Im}_\varphi)$ and $\varphi = H, \Phi_1, \Phi_2, \phi_1, \phi_2, \phi_3, \phi_X$. In order to find the squared masses, we proceed to find the roots of the eigenvalue equation $\det(M - \lambda I_{7 \times 7}) = 0$. This is a hard task since the large number of free parameters forbids useful analytical expressions. For this reason, we depart from the ‘general model’ approach (where all couplings are independent) and proceed to simplify the model assuming similar terms in V_{B-L} may have similar couplings. Namely,

$$\begin{aligned} \lambda_{11} &= \lambda_{12} = \lambda_{s1} = \lambda_{s3} = \lambda_{sX}, \\ \Lambda_{H1} &= \Lambda_{H1} = \Lambda_{H2} = \Lambda_{Hs1} = \Lambda_{Hs3} = \Lambda_{HsX} = \Lambda'_{H1} = \Lambda'_{H2}, \\ \Lambda'_{11} &= \Lambda'_{13} = \Lambda'_{1X} = \Lambda'_{21} = \Lambda'_{23} = \Lambda'_{2X} = \lambda_{12} = \lambda'_{12} = \Delta_{13} = \Delta_{1X} = \Delta_{3X}, \\ \Lambda'_{12} &= \Lambda'_{22} = \Delta_{12} = \Delta_{23} = \Delta_{2X}. \end{aligned} \quad (2)$$

We leave all other parameters free except for the VEVs of the new scalars which we make v_D for $\langle \Phi_i \rangle$ and v_M for $\langle \phi_j \rangle$, where $i = 1, 2$, $j = 1, 2, 3, X$, and $v_D \ll v_{SM} \approx 246 \text{ GeV} \ll v_M$. This choice was made in Ref.[29] in order to obtain significant phenomenological results and here we follow their work closely. In that paper, the masses in the CP-odd scalar sector were found in the limit where $v_D/v_M \rightarrow 0$,

$$m_{I_1}^2 = 0, \quad m_{I_2}^2 = 0, \quad m_{I_3}^2 = \mathcal{O}(v_D/v_M), \quad (3)$$

$$m_{I_4}^2 = \frac{1}{2} [\Lambda_{Hs2} v_{SM}^2 + (\Lambda'_{12} + \lambda'_{22} - 2\Lambda_{Hs2}) v_D^2 + (\Delta_{12} + \Delta_{23} + \Delta_{2X}) v_M^2 - 2\mu_{s2}^2], \quad (4)$$

$$m_{I_{5,6}}^2 = \frac{1}{4} v_M \left[(1 + \sqrt{2}) v_{SM} - 2\beta_{13} v_M \mp \sqrt{4\beta_{13}^2 v_M^2 + (3 - 2\sqrt{2}) v_{SM}^2} \right], \quad (5)$$

$$m_{I_7}^2 = -5\beta_{3X} v_M^2, \quad (6)$$

where I_i ($i = 1 \dots 7$) are linearly-independent eigenvectors of M . Note that even if an analytical expression for $m_{I_3}^2$ is not shown in Eq.(3), apart from the two Goldstone bosons, the remaining particles are much heavier than I_3 unless their masses are fine-tuned not to be so.

A method to obtain approximate expressions for eigenvalues and eigenvectors is Rayleigh-Schrödinger perturbation theory [30, 31] where the mass matrix is expanded in terms of a small parameter [32]. In our case, $\zeta \equiv v_D/v_M \ll 1$ is the small parameter that allows us to obtain the zeroth-order eigenvector (see Appendix B),

$$I_3^{(0)} = \frac{1}{\sqrt{10}} \text{Im} \phi_3 + \frac{3}{\sqrt{10}} \text{Im} \phi_X. \quad (7)$$

For the mass of I_3 , we have found a better approximation using a different method (see Appendix A). We defined three small parameters and found the lightest root of the characteristic polynomial of the scalar mass matrix. The mass of the lightest CP-odd scalar I_3 has been found to be a function of the two SSB scales and two dimensionless parameters, $m_{I_3}^2 = m_{I_3}^2(v_D, v_M, \beta_{13}, \beta_{3X})$. Namely,

$$m_{I_3}^2 \simeq \frac{37 v_{SM} v_M^2 v_D^2 \beta_{13} \beta_{3X}}{5\sqrt{2}(1 + \sqrt{2}) v_M^3 \beta_{13} \beta_{3X} - v_{SM} (11 v_D^2 \beta_{13} + 10 v_M^2 \beta_{3X})}, \quad (8)$$

where $\beta_{13} < 0$ and $\beta_{3X} < 0$ because of the positivity of other two masses. Numerically, as $v_{SM} \approx 246 \text{ GeV}$ and $v_{SM} \ll v_M$, for $\beta_{13} \sim \mathcal{O}(1)$, we have

$$m_{I_3} \approx 0.73 \sqrt{\frac{v_D}{1 \text{ MeV}}} \sqrt{\frac{v_D}{v_M}} \text{ GeV}. \quad (9)$$

The unstable I_3 pseudoscalar decays mainly into active neutrinos, with decaying rate [33]

$$\Gamma_{I_3 \rightarrow \nu\nu} \approx \frac{m_{I_3}}{16\pi} \frac{\sum_i m_{\nu_i}^2}{v_M^2}, \quad (10)$$

where v_M is the SSB scale of the $B - L$ symmetry. Since neutrino masses are unknown, we take the sum of these squared masses as a free parameter (see Appendix C). In this way, it is convenient to rewrite Eq.(9) and Eq.(10) like

$$\frac{m_{I_3}}{\text{eV}} \approx 23.1 \left(\frac{v_D}{\text{KeV}} \right) \left(\frac{1000 \text{ TeV}}{v_M} \right)^{1/2}, \quad (11)$$

$$\frac{\text{Gyr}}{\Gamma_{I_3 \rightarrow \nu\nu}} = \frac{\tau_{I_3}}{\text{Gyr}} \approx 9.1 \left(\frac{5 \times 10^{-3} \text{ eV}^2}{\sum m_\nu^2} \right) \left(\frac{\text{KeV}}{v_D} \right) \left(\frac{v_M}{1000 \text{ TeV}} \right)^{5/2}. \quad (12)$$

III. LATE-TIME NEUTRINO PRODUCTION

Including the I_3 particle into the dynamics of the different components in the Universe, we can write the following equations:

$$\dot{\rho}_{I_3} + 3H\rho_{I_3} = -\Gamma\rho_{I_3}, \quad (13)$$

$$\dot{\rho}_\nu + 4H\rho_\nu = +\Gamma\rho_{I_3}, \quad (14)$$

$$\dot{\rho}_m + 3H\rho_m = 0, \quad (15)$$

where ρ_{I_3} is the density of the unstable particle I_3 , which produces an increase on the neutrino density ρ_ν , and $\Gamma = \Gamma(I_3 \rightarrow \nu\nu)$. The stable cold dark matter is denoted by ρ_m .

Considering the I_3 freeze-out temperature $T_D \gtrsim m_t \approx 173 \text{ GeV}$, the I_3 abundance can be written as [34, 35]

$$\Omega_{I_3,0} h^2 = \frac{m_{I_3}}{1.25 \text{ KeV}} \exp(-t_0/\tau), \quad (16)$$

where $\tau_{I_3} = 1/\Gamma_{I_3 \rightarrow \nu\nu}$ is the I_3 lifetime and t_0 is the age of the Universe. As we can see, both the lifetime and abundance of I_3 depend strongly on v_D and v_M , so we will use these observables to put limits on these VEVs. As a first step, let's analyze the example $v_D = 1 \text{ MeV}$ and $v_M = 1 \text{ TeV}$ from [29]. These values can give valid neutrino masses by means of the type-I seesaw mechanism and also the correct relic abundance for a stable DM candidate when a \mathbb{Z}_2 symmetry is imposed on the ϕ_2 singlet scalar. Using these values, we get

$$\tau_{I_3} \approx 0.1 \text{ year} \quad \text{and} \quad \Omega_{I_3,0} h^2 \approx 10^3 \exp(-t_0/(0.1 \text{ yr})). \quad (17)$$

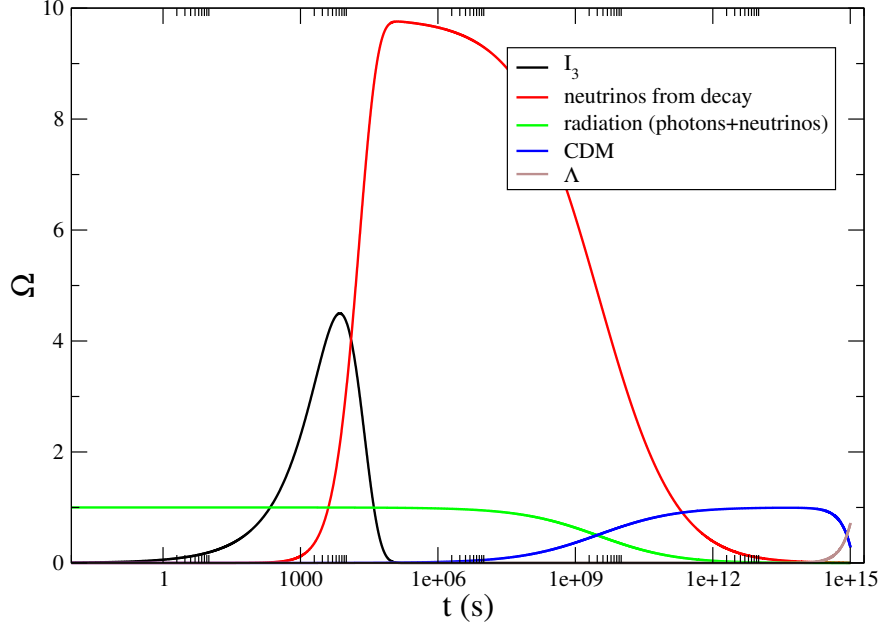


Figure 1: Relative densities for the case $v_D = 1$ MeV and $v_M = 1$ TeV.

So, in this case I_3 represents a negligible fraction of the total dark matter in the universe today. This is fine if there is another DM candidate that can account for the cold dark matter (CDM) relic density $\Omega_{cdm,0}$. However, we can calculate the amount of produced neutrinos from the decays of I_3 and check whether this is in conflict with observations. This calculation is done numerically by integrating equations (13) to (15) with initial conditions for ρ_{I_3} derived from eq. (16) and $\rho_{\nu,i} = 0$ for the neutrinos produced from I_3 decays.

In Fig. 1 the fractional abundances are shown in comparison with the standard cosmological scenario. Due to the large abundance of I_3 at early times, there is a period of CDM dominance driven by I_3 around $t \sim 100$ s. When the decay starts to take place, the energetic content is populated by the relativistic neutrinos, which would be the main ingredient in the Universe until the CDM starts to preponderate again. Such scenario would affect dramatically the cosmological observables, and would hardly be acceptable by the latest perturbation data. Therefore, since some choices for the model parameters can affect the cosmology, we present in the following some weak limits on such parameters.

IV. OBSERVATIONAL LIMITS

If I_3 is a long-lived particle ($\tau_{I_3} \gg t_0$) we have, from Eqs. (11) and (12),

$$\begin{aligned}\Omega_{I_3} &\approx \frac{m_{I_3}}{1.25 \text{ KeV}} h^{-2}, \\ &\approx \frac{9 \times 10^{-3}}{h^2} \left(\frac{v_D}{\text{KeV}} \right) \left(\frac{1000 \text{ TeV}}{v_M} \right)^{1/2}, \\ &\approx \frac{9 \times 10^{-3}}{h^2} \left(\frac{\text{Gyr}}{\tau_{I_3}} \right) \left(\frac{v_M}{1000 \text{ TeV}} \right)^2,\end{aligned}\tag{18}$$

assuming $\sum m_\nu^2 = 5 \times 10^{-3} \text{ eV}^2$. This gives us an upper bound for the energy scale (v_M) of the $B - L$ spontaneous symmetry breaking, since the relative matter density is below 1,

$$v_M \lesssim 6.9 h \left(\frac{\tau_{I_3}}{\text{Gyr}} \right)^{1/2} \times 10^3 \text{ TeV}.\tag{19}$$

For instance, if $\tau_{I_3} = 100 \text{ Gyr}$, using $h = 0.674$ we get

$$v_M \lesssim 46.6 \times 10^3 \text{ TeV}.\tag{20}$$

For lower values of τ_{I_3} , we can make the following estimation. If at $t = \tau_{I_3}$ all I_3 is converted immediately to neutrinos, then the energy density would decrease with an extra scaling factor a in comparison with the cold dark matter. Assuming a matter dominated universe, such event happens at

$$a \approx \left(\frac{3H_0\tau_{I_3}}{2} \right)^{2/3}.$$

Then,

$$\Omega_\nu h^2 \approx (H_0\tau_{I_3})^{2/3} \frac{m_{I_3}}{1.25 \text{ KeV}} \approx (H_0\tau_{I_3})^{2/3} 10^{-7} \left(\frac{1 \text{ Gyr}}{\tau_{I_3}} \right) \left(\frac{v_M}{1 \text{ TeV}} \right)^2.$$

Replacing $H_0 \approx 0.1 h \text{ Gyr}^{-1}$:

$$\Omega_\nu h^2 \approx (0.1 h)^{2/3} 10^{-7} \left(\frac{1 \text{ Gyr}}{\tau_{I_3}} \right)^{1/3} \left(\frac{v_M}{1 \text{ TeV}} \right)^2.$$

For $\tau_{I_3} \approx 0.1 \text{ yr}$, we would have $v_M < 76 \text{ TeV}$, since $\Omega_\nu \lesssim 1$. These numbers help to restrict the space of parameters, however we would expect a much stronger restriction when analysing other cosmological observables. For instance, we can calculate the scale factor when the radiation and matter densities are equal. A strong production of radiation (matter) would increase (decrease) the value of the scale factor, affecting the growth of structures or the CMB anisotropies. One way to estimate the limit on the amount of radiation produced

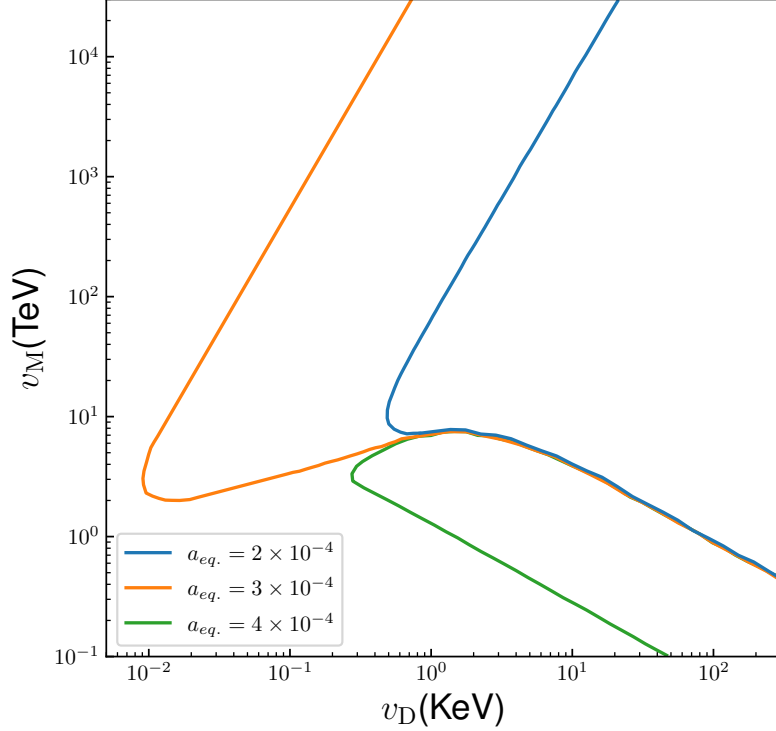


Figure 2: Value of scale factor at matter-radiation equality. For reference, $a_{eq} \sim 3 \times 10^{-4}$ is the Λ CDM prediction.

by the decay of I_3 would be to translate the limits on the number of neutrino families given by [36], *i.e.* $N_{eff} = 2.99 \pm 0.17$, to a 3σ interval for the time of equality between radiation and non-relativistic species,

$$a_{eq.} = (3.0 \pm 0.2) \times 10^{-4}. \quad (21)$$

In Fig. 2 we show the scale factor at the equality. The safe choice would be to stay on the left of both blue and green lines. There is a fine-tuned region where the blue and green lines are almost indistinguishable, and it would produce the ‘correct’ scale factor.

A fraction f_{dcdm} of the initial dark matter could be allowed to decay into dark radiation. Its decay rate Γ_{dcdm} has been constrained by a global analysis of both CMB and low redshift datasets [37, 38]. Using these limits, it is possible to put constraints on the new energy scales of our model. Assuming an initial dark matter relative density Ω_{dm}^{ini} with an initial

stable component $\Omega_{\text{sdm}} = (1 - f_{\text{dcdm}})\Omega_{\text{sdm}}^{\text{ini}}$, we have

$$\begin{aligned}\Omega_{\text{dm}} &= \Omega_{\text{sdm}} + \Omega_{\text{dcdm}} \\ &= \left[(1 - f_{\text{dcdm}}) + f_{\text{dcdm}} e^{-\Gamma_{\text{dcdm}} t}\right] \Omega_{\text{dm}}^{\text{ini}}.\end{aligned}\tag{22}$$

Ref.[38] showed that if $\Gamma_{\text{dcdm}} < H_0 \sim 0.07 \text{ Gyr}^{-1}$, then $f_{\text{dcdm}} \Gamma_{\text{dcdm}} < \mathcal{O}(10^{-3}) \text{ Gyr}^{-1}$, where the exact value of the upper bound depends on the dataset. On the contrary, if $\Gamma_{\text{dcdm}} > H_0$, then $f_{\text{dcdm}} \lesssim 0.04$. We used the most conservative of these bounds to map the parameter space of our model v_{M} vs. v_{D} , looking for the allowed regions for fixed values of f_{dcdm} . Results are shown in Figs. 3 and 4 where white regions indicate the values of Γ_{I_3} compatible with these bounds, blue regions are excluded at 95% C.L., and green regions are excluded because $\Gamma_{\text{dcdm}} > H_0$ and $0.04 \leq f_{\text{dcdm}}$. Also, black curves indicate different results for the present value of the DM relative density

$$\Omega_{dm} = \frac{m_{I_3}}{1.25 \text{ KeV}} h^{-2} \left(\frac{1 - f_{\text{dcdm}}}{f_{\text{dcdm}}} + e^{-\Gamma_{I_3} t} \right),\tag{23}$$

and colored curves represent the different values the lifetime of I_3 can take (in Gyr). For example, below the blue dotted curve (13.8 Gyr), $\tau_{I_3} < t_0$ (the age of the universe). The panels on the left and right sides differ in the values of the mass of the lightest (heaviest) neutrino. For instance, in the normal hierarchy, the lightest neutrino is ν_1 and the present limits on its mass are $0 \leq m_{\nu_1} \lesssim 30 \text{ meV}$, whereas in the inverted hierarchy the heaviest neutrino is ν_2 and $49.9 \text{ meV} \lesssim m_{\nu_2} \lesssim 52 \text{ meV}$. These masses can affect the sum of squared-masses according to the following expression (see Appendix C),

$$\sum_{i=1}^3 m_{\nu_i}^2 = \begin{cases} 3 m_{\nu_1}^2 + \Delta m_{\text{Sun}}^2 + \Delta m_{\text{atm}}^2 & (\text{NH}), \\ 3 m_{\nu_2}^2 - \Delta m_{\text{Sun}}^2 + \Delta m_{\text{atm}}^2 & (\text{IH}). \end{cases}\tag{24}$$

We calculated the values of $\sum m_{\nu_i}^2$ using Eq.(24), the central values of Δm_{Sun}^2 and Δm_{atm}^2 from [39], and $\sum m_{\nu} < 120 \text{ meV}$ [40].

V. CONCLUSIONS

A dark matter model should predict its right abundance today, but this is not enough for a successful model. The model analysed here has some regions on the parameter space that produce the right amount of dark matter, but also present some discrepancies with

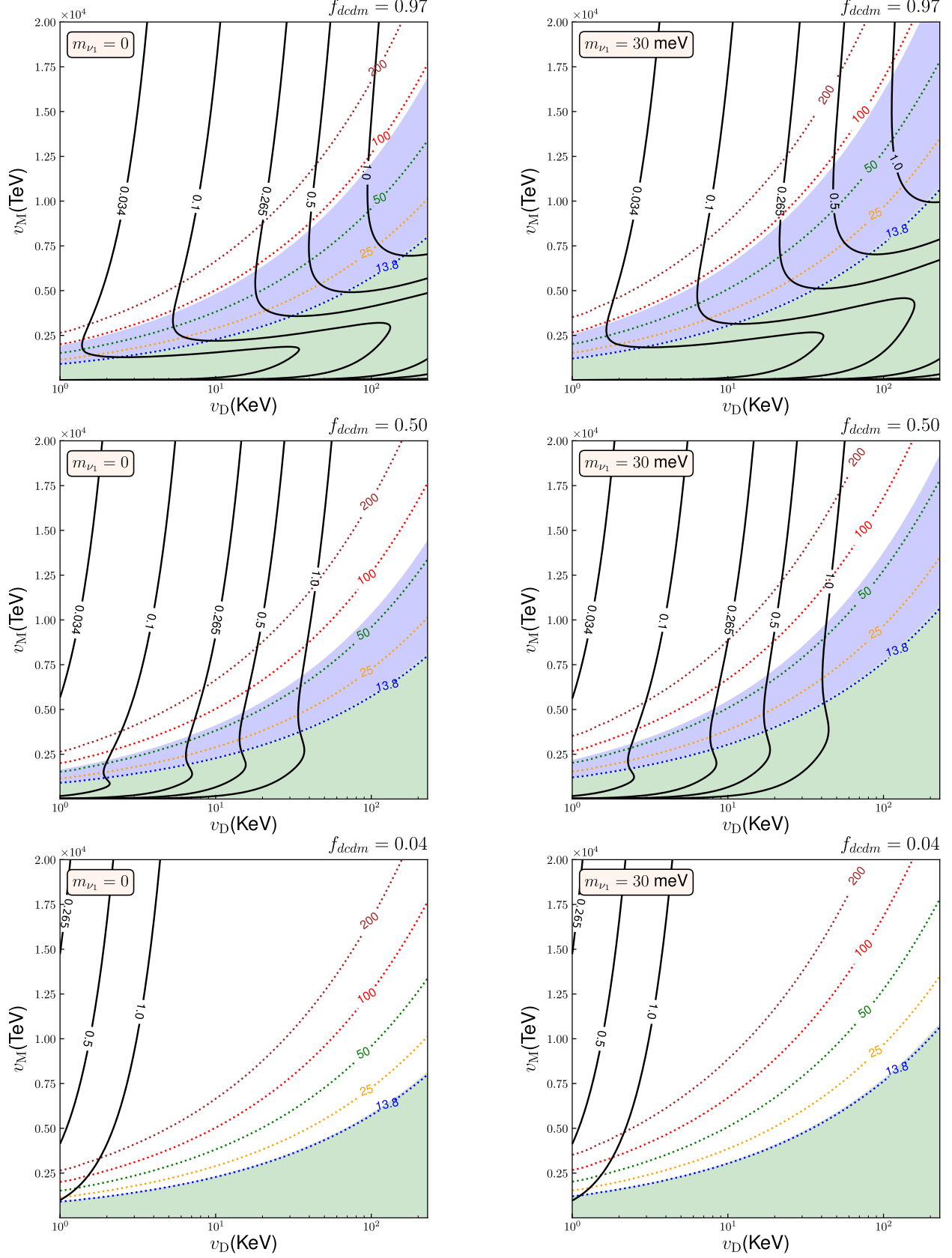


Figure 3: Normal hierarchy: DM relative density (solid black) and I_3 lifetime in Gyr (dotted) curves.

Blue regions are ruled-out because I_3 represents too large of a fraction of the cold dark matter and its mean lifetime is too short, even if it is larger than the present age of the universe.

Green regions are excluded because $\Gamma(I_3 \rightarrow \nu\nu) > H_0$ and f_{dcdm} used in these plots are larger than 0.04.

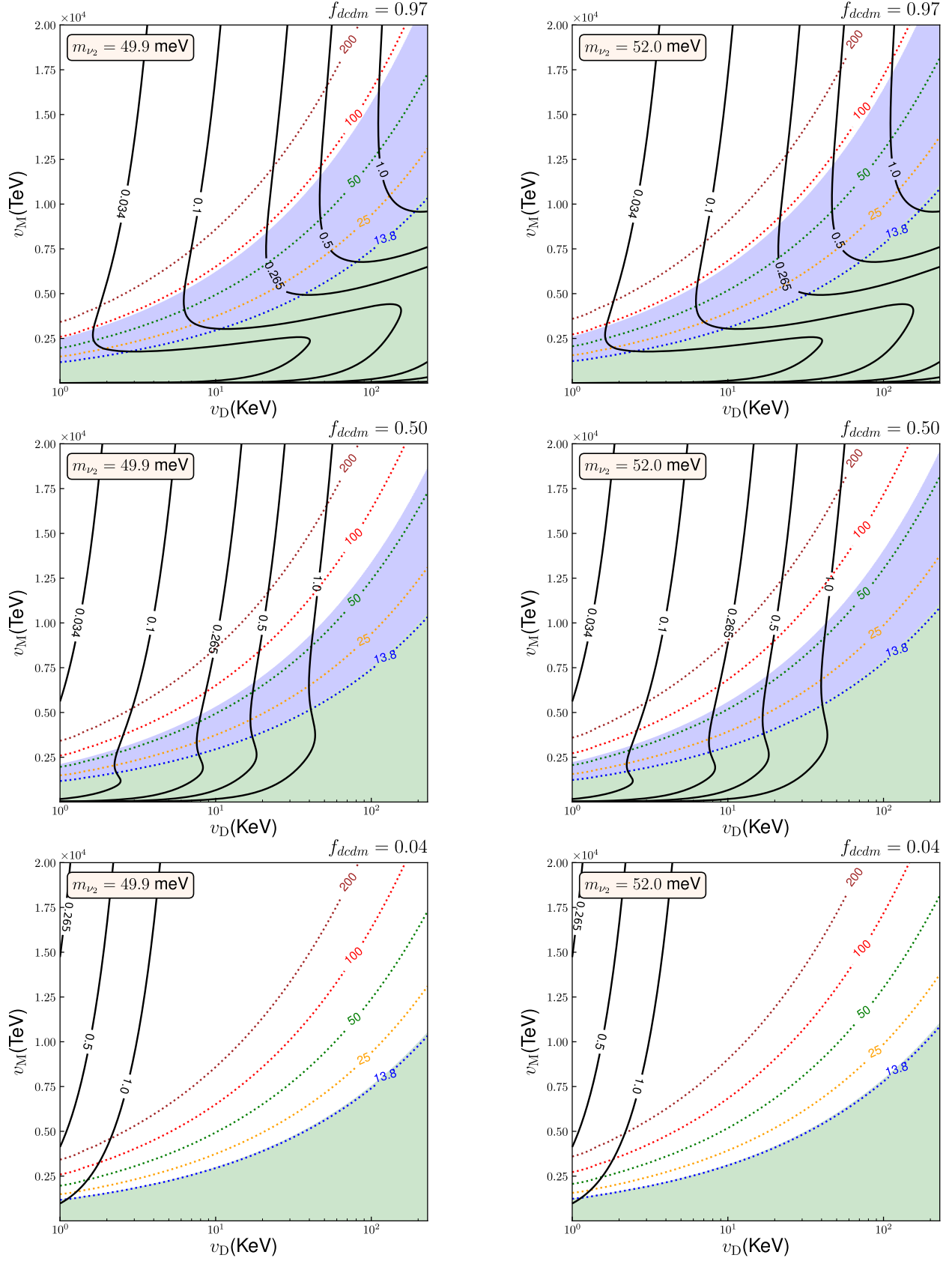


Figure 4: Like Fig.3, but for neutrino mass inverted hierarchy.

the standard cosmological model through a very high production of radiation, which would distort the CMB anisotropies, for instance.

The total dark matter of the universe could be multi-component. The lifetime of its decaying component is strongly constrained when the produced dark radiation is formed by neutrinos, gravitational waves or other new relativistic degrees of freedom. In the model presented here, the unstable dark matter candidate I_3 decays mainly into neutrinos, allowing us to use the sum of their squared-masses and the fraction f_{dcdm} before decays begin ($\Omega_{\text{dcdm}}^{\text{ini}} = f_{\text{dcdm}} \Omega_{\text{dm}}^{\text{ini}}$) as free parameters to constraint the new energy scales v_D and v_M . The latter is the VEV responsible for $B-L$ spontaneous symmetry breaking and the former is responsible for dynamically generating Dirac neutrino masses.

Our results show that, even if taking the most conservative limits on Γ_{dcdm} , a large area of the parameter space is ruled-out when the decaying DM candidate I_3 represents a significant amount of the initial CDM and its total decay rate is lower than the present Hubble parameter, i.e $\Gamma(I_3 \rightarrow \nu\nu) < H_0$, or when the decay rate of I_3 is larger than the present value of the Hubble rate and $f_{\text{dcdm}} > 0.04$. The strongest bounds come from the present value of the total (stable plus decaying) DM relative density. These are dominant when the initial fraction of decaying dark matter is of a few percent.

Acknowledgements

We thank Flavia Sobreira and Cássio Pigozzo for helpful discussions. GG acknowledges support from CNPq grant No.141699/2016-7 (Brasil), NSERC (Natural Sciences and Engineering Research Council, Canada), McGill Space Institute, and McGill Graduate & Post-doctoral Studies. PH is partially supported by CNPq (grant no. 310952/2018-2) and FAPESP (grant no. 2014/19164-6). SC is partially supported by CNPq with grant # 311584/2020-9.

-
- [1] Manoj Kaplinghat, Sean Tulin, and Hai-Bo Yu. Dark Matter Halos as Particle Colliders: Unified Solution to Small-Scale Structure Puzzles from Dwarfs to Clusters. *Phys. Rev. Lett.*, 116(4):041302, 2016. [arXiv:1508.03339](https://arxiv.org/abs/1508.03339).

- [2] Sean Tulin and Hai-Bo Yu. Dark Matter Self-interactions and Small Scale Structure. *Phys. Rept.*, 730:1–57, 2018. [arXiv:1705.02358](#).
- [3] Samuel D. McDermott. Is Self-Interacting Dark Matter Undergoing Dark Fusion? *Phys. Rev. Lett.*, 120(22):221806, 2018. [arXiv:1711.00857](#).
- [4] James M. Cline, Guillermo Gambini, Samuel D. McDermott, and Matteo Puel. Late-Time Dark Matter Oscillations and the Core-Cusp Problem. *JHEP*, 04:223, 2021. [arXiv:2010.12583](#).
- [5] Manfred Lindner, Yann Mambrini, T  ssio B. de Melo, and Farinaldo S. Queiroz. XENON1T anomaly: A light Z' from a Two Higgs Doublet Model. *Phys. Lett. B*, 811:135972, 2020. [arXiv:2006.14590](#).
- [6] Shao-Feng Ge, Xiao-Dong Ma, and Pedro Pasquini. Probing the dark axion portal with muon anomalous magnetic moment. *Eur. Phys. J. C*, 81(9):787, 2021. [arXiv:2104.03276](#).
- [7] Shao-Feng Ge, Pedro Pasquini, and Jie Sheng. Solar Active-Sterile Neutrino Conversion with Atomic Effects at Dark Matter Direct Detection Experiments. 12 2021. [arXiv:2112.05560](#).
- [8] James M. Cline, Christian Gross, and Wei Xue. Can the ANITA anomalous events be due to new physics? *Phys. Rev. D*, 100(1):015031, 2019. [arXiv:1904.13396](#).
- [9] James M. Cline, Matteo Puel, and Takashi Toma. A little theory of everything, with heavy neutral leptons. *JHEP*, 05:039, 2020. [arXiv:2001.11505](#).
- [10] Nikita Blinov, Kevin J. Kelly, Gordan Krnjaic, and Samuel D. McDermott. Constraining the Self-Interacting Neutrino Interpretation of the Hubble Tension. *Phys. Rev. Lett.*, 123:191102, Nov 2019. [arXiv:1905.02727](#).
- [11] Jailson Alcaniz, Nicol  s Bernal, Antonio Masiero, and Farinaldo S. Queiroz. Light dark matter: A common solution to the lithium and H_0 problems. *Phys. Lett. B*, 812:136008, 2021. [arXiv:1912.05563](#).
- [12] Nikita Blinov, Celeste Keith, and Dan Hooper. Warm Decaying Dark Matter and the Hubble Tension. *JCAP*, 06:005, 2020. [arXiv:2004.06114](#).
- [13] Guillermo Franco Abell  n, Riccardo Murgia, Vivian Poulin, and Julien Lavalle. Implications of the S_8 tension for decaying dark matter with warm decay products. *Phys. Rev. D*, 105(6):063525, 2022. [arXiv:2008.09615](#).
- [14] Miguel Escudero and Samuel J. Witte. The Hubble tension as a hint of leptogenesis and neutrino mass generation. *Eur. Phys. J. C*, 81(6):515, 2021. [arXiv:2103.03249](#).
- [15] Adam G. Riess, Lucas Macri, Stefano Casertano, Hubert Lampeitl, Henry C. Ferguson,

- Alexei V. Filippenko, Saurabh W. Jha, Weidong Li, and Ryan Chornock. A 3% Solution: Determination of the Hubble Constant with the Hubble Space Telescope and Wide Field Camera 3. *Astrophys. J.*, 730:119, 2011. [Erratum: *Astrophys.J.* 732, 129 (2011)]. [arXiv:1103.2976](#).
- [16] Catherine Heymans et al. CFHTLenS tomographic weak lensing cosmological parameter constraints: Mitigating the impact of intrinsic galaxy alignments. *Mon. Not. Roy. Astron. Soc.*, 432:2433, 2013. [arXiv:1303.1808](#).
- [17] P. A. R. Ade et al. Planck 2015 results. XXIV. Cosmology from Sunyaev-Zeldovich cluster counts. *Astron. Astrophys.*, 594:A24, 2016. [arXiv:1502.01597](#).
- [18] Adam G. Riess et al. A 2.4% Determination of the Local Value of the Hubble Constant. *Astrophys. J.*, 826(1):56, 2016. [arXiv:1604.01424](#).
- [19] S. Carneiro, P. C. de Holanda, C. Pigozzo, and F. Sobreira. Is the H_0 tension suggesting a fourth neutrino generation? *Phys. Rev. D*, 100(2):023505, 2019. [arXiv:1812.06064](#).
- [20] Savvas Nesseris, Domenico Sapone, and Spyros Syrsas. Evaporating primordial black holes as varying dark energy. *Phys. Dark Univ.*, 27:100413, 2020. [arXiv:1907.05608](#).
- [21] Kari Enqvist, Seshadri Nadathur, Toyokazu Sekiguchi, and Tomo Takahashi. Decaying dark matter and the tension in σ_8 . *JCAP*, 09:067, 2015. [arXiv:1505.05511](#).
- [22] Eleonora Di Valentino, Olga Mena, Supriya Pan, Luca Visinelli, Weiqiang Yang, Alessandro Melchiorri, David F. Mota, Adam G. Riess, and Joseph Silk. In the realm of the Hubble tension—a review of solutions. *Class. Quant. Grav.*, 38(15):153001, 2021. [arXiv:2103.01183](#).
- [23] Evgeny K. Akhmedov, Zurab G. Berezhiani, Goran Senjanovic, and Zhi-jian Tao. Planck scale effects in neutrino physics. *Phys. Rev. D*, 47:3245–3253, 1993. [arXiv:9208230](#).
- [24] Y. Chikashige, Rabindra N. Mohapatra, and R. D. Peccei. Are There Real Goldstone Bosons Associated with Broken Lepton Number? *Phys. Lett. B*, 98:265–268, 1981.
- [25] Shainen M. Davidson and Heather E. Logan. Dirac neutrinos from a second Higgs doublet. *Phys. Rev. D*, 80:095008, 2009. [arXiv:0906.3335](#).
- [26] J. C. Montero and B. L. Sanchez-Vega. Neutrino masses and the scalar sector of a B-L extension of the standard model. *Phys. Rev. D*, 84:053006, 2011. [arXiv:1102.0321](#).
- [27] Davi B. Costa, Bogdan A. Dobrescu, and Patrick J. Fox. General Solution to the U(1) Anomaly Equations. *Phys. Rev. Lett.*, 123(15):151601, 2019. [arXiv:1905.13729](#).
- [28] J. C. Montero and V. Pleitez. Gauging U(1) symmetries and the number of right-handed neutrinos. *Physics Letters B*, 675(1):64–68, 2009. [arXiv:0706.0473](#).

- [29] B. L. Sánchez-Vega, J. C. Montero, and E. R. Schmitz. Complex scalar dark matter in a B-L model. *Physical Review D*, 90(5):055022, 2014. [arXiv:1404.5973](#).
- [30] Peter Lancaster and Miron Tismenetsky. *The theory of matrices: with applications*. Elsevier, 1985.
- [31] Brian J McCartin. *Rayleigh-Schrödinger perturbation theory: Pseudoinverse formulation*. Hikari Limited Bulgaria, 2009.
- [32] C. E. Alvarez-Salazar and O. L. G. Peres. Constraining the $3 - 3 - 1$ model with heavy neutral leptons using $(g - 2)_\mu$ and dark matter observables. *Phys. Rev. D*, 103(3):035029, 2021. [arXiv:1906.06444](#).
- [33] J Schechter and José WF Valle. Neutrino decay and spontaneous violation of lepton number. *Physical Review D*, 25(3):774, 1982.
- [34] Edward W. Kolb and Michael S. Turner. *The Early Universe*, volume 69. 1990.
- [35] Massimiliano Lattanzi and José W. F. Valle. Decaying warm dark matter and neutrino masses. *Phys. Rev. Lett.*, 99(12):121301, 2007. [arXiv:0705.2406](#).
- [36] N. Aghanim et al. Planck 2018 results. VI. Cosmological parameters. *Astron. Astrophys.*, 641:A6, 2020. [Erratum: *Astron.Astrophys.* 652, C4 (2021)]. [arXiv:1807.06209](#).
- [37] Benjamin Audren, Julien Lesgourgues, Gianpiero Mangano, Pasquale Dario Serpico, and Thomas Tram. Strongest model-independent bound on the lifetime of Dark Matter. *JCAP*, 12:028, 2014. [arXiv:1407.2418](#).
- [38] Vivian Poulin, Pasquale D. Serpico, and Julien Lesgourgues. A fresh look at linear cosmological constraints on a decaying dark matter component. *JCAP*, 08:036, 2016. [arXiv:1606.02073](#).
- [39] Ivan Esteban, Maria Concepción González-García, Michele Maltoni, Thomas Schwetz, and Albert Zhou. The fate of hints: updated global analysis of three-flavor neutrino oscillations. *Journal of High Energy Physics*, 2020(9):1–22, 2020. [arXiv:2007.14792](#).
- [40] Particle Data Group. Review of Particle Physics. *Progress of Theoretical and Experimental Physics*, 2020(8), 08 2020. 083C01.

Appendix A: An approximate expression for the mass of I_3

In order to calculate the mass of the dark matter candidate in this model, it is useful to make the following definitions

$$\zeta \equiv \frac{v_D}{v_M}, \quad \eta \equiv \frac{v_D}{v_H}, \quad \chi \equiv \frac{v_H}{v_M}, \quad (\text{A1})$$

where $v_D \ll v_H \approx v_{SM} \approx 246 \text{ GeV} \ll v_M$. From Eq.(2) the mass matrix for CP-odd scalars M_I reads

$$M_I^2 = \frac{v_{SM}^2}{2\chi^3} (1 - \eta^2)^2 m_I^2, \quad (\text{A2})$$

where m_I^2/χ is given by

$$\begin{pmatrix} (1 + \sqrt{2}) \frac{\zeta^2}{\chi} & \sqrt{2} \zeta & \zeta & 0 & 0 & 0 & (-2 + \sqrt{2}) \zeta^2 \\ \sqrt{2} \zeta & \sqrt{2}\chi - \beta_{13} & \beta_{13} & \beta_{13}\zeta & 0 & -\beta_{13}\zeta & \sqrt{2}\zeta\chi \\ \zeta & \beta_{13} & \chi - \beta_{13} & -\beta_{13}\zeta & 0 & \beta_{13}\zeta & -\sqrt{2}\zeta\chi \\ 0 & \beta_{13}\zeta & -\beta_{13}\zeta & -\beta_{13}\zeta^2 & 0 & \beta_{13}\zeta^2 & 0 \\ 0 & 0 & 0 & 0 & \frac{2\kappa\chi^2}{(1-\eta^2)^2} & 0 & 0 \\ 0 & -\beta_{13}\zeta & \beta_{13}\zeta & \beta_{13}\zeta^2 & 0 & -9\beta_{3X} - \beta_{13}\zeta^2 & 3\beta_{3X} \\ (-2 + \sqrt{2}) \zeta^2 & \sqrt{2}\zeta\chi & -2\zeta\chi & 0 & 0 & 3\beta_{3X} & (4 + \sqrt{2})\zeta^2\chi - \beta_{3X} \end{pmatrix} \quad (\text{A3})$$

Since the role of η is small, we can safely take $\eta \rightarrow 0$ independently of ζ and χ . From the (5, 5) element of this matrix, we can see one eigenvalue is equal to $2\kappa\chi^2$ and $\det(M_I^2)=0$, so at least another one is zero. Solving for their eigenvalues λ , we get the following eigenvectors in the $\{ \text{Im}(\text{H}), \text{Im}(\Phi_1), \text{Im}(\Phi_2), \text{Im}(\phi_1), \text{Im}(\phi_2), \text{Im}(\phi_3), \text{Im}(\phi_X) \}$ basis

$$\begin{aligned} \{6\chi, -9\zeta, 0, -8, 0, 1, 3\} \text{ and } \{-\chi, \zeta, \zeta, 0, 0, 0, 0\} \quad \text{for } \lambda = 0, \\ \{0, 0, 0, 0, 1, 0, 0\} \quad \text{for } \lambda = 2\kappa\chi^2, \end{aligned} \quad (\text{A4})$$

up to normalization factors. In Ref.[29] all masses were found (in the limit $\zeta \rightarrow 0$) in the CP-odd scalar sector except for m_{I_3} , which was given a numerical estimate of $\sim \mathcal{O}(\zeta^{1/2})$ in GeV. Here we find an approximate value for this mass, which is the mass of the unstable DM candidate I_3 . The equation for the eigenvalues of m_I^2 is

$$\lambda^2(\lambda - 2\kappa\chi^3)p(\lambda) = 0, \quad (\text{A5})$$

where $p(\lambda) = \sum_{i=0}^4 c_i \lambda^i$ with $c_4=1$. Expanding and comparing coefficients with $\det(\lambda \mathbf{I}_{7 \times 7} - m_I^2)$, we get (to lowest order in the new parameters defined in Eq.(A1)),

$$\begin{aligned} c_0 &\approx 74\sqrt{2}\beta_{13}\beta_{3X}\zeta^2\chi^6, \\ c_1 &\approx 10\sqrt{2}\chi^5\beta_{3X} + 11\sqrt{2}\zeta^2\chi^5\beta_{13} - 10(1+\sqrt{2})\chi^4\beta_{13}\beta_{3X}, \\ c_2 &\approx \sqrt{2}\chi^4 - 10(1+\sqrt{2})\chi^3\beta_{3X} - (1+\sqrt{2})\chi^3\beta_{13} + 20\chi^2\beta_{13}\beta_{3X}, \\ c_3 &\approx -(1+\sqrt{2})\chi^2 + 10\chi\beta_{3X} + 2\chi\beta_{13}. \end{aligned}$$

As mentioned above, since m_{I_3} is expected to be small, we can expand $p(\lambda)$ around zero $p(\lambda) \approx p(0) + p'(0)\lambda$ and solve $p(\lambda) = 0$ for λ , i.e.

$$\lambda \approx -\frac{p(0)}{p'(0)} = -\frac{c_0}{c_1} = \frac{74\sqrt{2}\beta_{13}\beta_{3X}\zeta^2\chi^2}{10\beta_{3X}((1+\sqrt{2})\beta_{13} - \sqrt{2}\chi) - 11\sqrt{2}\beta_{13}\zeta^2\chi}, \quad (\text{A6})$$

which gives us

$$m_{I_3}^2 \simeq \frac{v_{SM}^2}{2\chi^3}\lambda = \frac{37 v_{SM} v_M^2 v_D^2 \beta_{13} \beta_{3X}}{5\sqrt{2}(1+\sqrt{2})v_M^3\beta_{13}\beta_{3X} - v_{SM}(11v_D^2\beta_{13} + 10v_M^2\beta_{3X})}. \quad (\text{A7})$$

Appendix B: Rayleigh-Schrodinger perturbation theory

Here we find approximate expressions for I_3 and its mass using Rayleigh-Schrodinger perturbation theory [30–32]. First of all, let's write $\tilde{m}_I^2 \equiv m_I^2/\chi$ as

$$\tilde{m}_I^2 = \tilde{m}_0^2 + \zeta\tilde{m}_1^2 + \zeta^2\tilde{m}_2^2, \quad (\text{B1})$$

where

$$\tilde{m}_0^2 = \begin{pmatrix} 0 & 0 & 0 & 0 & 0 & 0 & 0 \\ 0 & \sqrt{2}\chi - \beta_{13} & \beta_{13} & 0 & 0 & 0 & 0 \\ 0 & \beta_{13} & \chi - \beta_{13} & 0 & 0 & 0 & 0 \\ 0 & 0 & 0 & 0 & 0 & 0 & 0 \\ 0 & 0 & 0 & 2\kappa\chi^2 & 0 & 0 & 0 \\ 0 & 0 & 0 & 0 & 0 & -9\beta_{3X} & 3\beta_{3X} \\ 0 & 0 & 0 & 0 & 0 & 3\beta_{3X} & -\beta_{3X} \end{pmatrix} \quad (\text{B2})$$

$$\tilde{m}_1^2 = \begin{pmatrix} 0 & \sqrt{2} & 1 & 0 & 0 & 0 & 0 \\ \sqrt{2} & 0 & 0 & \beta_{13} & 0 & -\beta_{13} & \sqrt{2}\chi \\ 1 & 0 & 0 & -\beta_{13} & 0 & \beta_{13} & -2\chi \\ 0 & \beta_{13} & -\beta_{13} & 0 & 0 & 0 & 0 \\ 0 & 0 & 0 & 0 & 0 & 0 & 0 \\ 0 & -\beta_{13} & \beta_{13} & 0 & 0 & 0 & 0 \\ 0 & \sqrt{2}\chi & -2\chi & 0 & 0 & 0 & 0 \end{pmatrix} \quad (\text{B3})$$

$$\tilde{m}_2^2 = \begin{pmatrix} \frac{1+\sqrt{2}}{\chi} & 0 & 0 & 0 & 0 & 0 & -2 + \sqrt{2} \\ 0 & 0 & 0 & 0 & 0 & 0 & 0 \\ 0 & 0 & 0 & 0 & 0 & 0 & 0 \\ 0 & 0 & 0 & -\beta_{13} & 0 & \beta_{13} & 0 \\ 0 & 0 & 0 & 0 & 0 & 0 & 0 \\ 0 & 0 & 0 & \beta_{13} & 0 & -\beta_{13} & 0 \\ -2 + \sqrt{2} & 0 & 0 & 0 & 0 & 0 & (4 + \sqrt{2})\chi \end{pmatrix} \quad (\text{B4})$$

The first *unperturbed* eigenvalues and eigenvectors come from \tilde{m}_0^2 and they are (before normalization)

$$\begin{aligned} \lambda_1^{(0)} &= 0, \lambda_2^{(0)} = 0, \lambda_3^{(0)} = 0, \lambda_4^{(0)} = -10\beta_{3X}, \lambda_5^{(0)} = 2\kappa\chi^2, \\ \lambda_{6,7}^{(0)} &= \left[-2\beta_{13} + (1 + \sqrt{2})\chi \mp \sqrt{4\beta_{13}^2 + (3 - 2\sqrt{2})\chi^2} \right] / 2, \end{aligned} \quad (\text{B5})$$

$$\begin{aligned} I_1^{(0)} &= (1, 0, 0, 0, 0, 0, 0), I_2^{(0)} = (0, 0, 0, 1, 0, 0, 0), I_3^{(0)} = (0, 0, 0, 0, 0, 1, 3), \\ I_4^{(0)} &= (0, 0, 0, 0, 0, -3, 1), I_5^{(0)} = (0, 0, 0, 0, 1, 0, 0), I_6^{(0)} = (0, r^-, 1, 0, 0, 0, 0), \\ I_7^{(0)} &= (0, r^+, 1, 0, 0, 0, 0), \end{aligned} \quad (\text{B6})$$

where $2\beta_{13}r^\pm = (\sqrt{2} - 1)\chi \pm \sqrt{4\beta_{13}^2 + (3 - 2\sqrt{2})\chi^2}$, which is in agreement with [29]. The first order corrections are obtained using

$$\lambda_i^{(1)} = \left\langle I_i^{(0)} | \tilde{m}_1^2 | I_i^{(0)} \right\rangle \quad \text{and} \quad I_i^{(1)} = - \left(\tilde{m}_0^2 - \lambda_i^{(0)} \mathbf{I}_{7 \times 7} \right)^{\text{PS}} \left(\tilde{m}_1^2 - \lambda_i^{(1)} \mathbf{I}_{7 \times 7} \right) I_i^{(0)}, \quad (\text{B7})$$

where $\mathbf{I}_{7 \times 7}$ is the identity matrix and PS stands for pseudoinverse. For $i = 3$ we have $\lambda_3^{(0)} = 0$, so

$$I_3^{(1)} = -\tilde{m}_0^{\text{PS}} \tilde{m}_1^2 I_3^{(0)} = (0, 3t - 8\beta_{13}, -6t + 8\sqrt{2}\beta_{13}, 0, 0, 0, 0), \quad (\text{B8})$$

where $\sqrt{2}t = (2 + \sqrt{2})\beta_{13} - 2\chi$. Next,

$$\lambda_3^{(2)} = \left\langle I_3^{(0)} | \tilde{m}_0^2 | I_3^{(0)} \right\rangle + \left\langle I_3^{(0)} | \tilde{m}_1^2 | I_3^{(1)} \right\rangle$$

$$\lambda_3^{(2)} = \frac{1}{10} \left(9(4 + \sqrt{2})\chi - \beta_{13} \right) + \frac{1}{3\sqrt{10}N_3} \left[(6t - 8\sqrt{2}\beta_{13})(6\chi - \beta_{13}) + (3t - 8\beta_{13})(3\sqrt{2}\chi - \beta_{13}) \right], \quad (\text{B9})$$

with the normalization factor $N_3 = [90\chi^2 + 6(2 - 7\sqrt{2})\beta_{13}\chi + (87 - 54\sqrt{2})\beta_{13}^2]^{1/2}$.

Now, we can compute the second order contribution

$$I_3^{(2)} = -(\tilde{m}_0^2)^{\text{PS}} \left[(\tilde{m}_2^2 - \lambda_3^{(2)})I_3^{(0)} + \tilde{m}_1^2 I_3^{(1)} \right] = (0, 0, 0, 0, 0, -3, 1)/\sqrt{10}. \quad (\text{B10})$$

Finally, I_3 and its mass can be approximated to

$$I_3 \simeq I_3^{(0)} + \zeta I_3^{(1)} + \zeta^2 I_3^{(2)} \quad \text{and} \quad m_{I_3}^2 \simeq \frac{v_{SM}^2}{2\chi^2} \zeta^2 \lambda_3^{(2)} \approx \frac{1}{2} v_D^2 \lambda_3^{(2)}. \quad (\text{B11})$$

Appendix C: Sum of neutrino squared masses

When neutrino masses obey a ‘normal hierarchy’ (NH), then $\Delta m_{\text{atm}}^2 = \Delta m_{31}^2$. When the hierarchy is inverted (IH), $\Delta m_{\text{atm}}^2 = \Delta m_{32}^2$. On the other hand, $\Delta m_{\text{Sun}}^2 = \Delta m_{21}^2$ irrespective of the hierarchy. Taking this into consideration, we can write the sum of squared masses depending on one neutrino mass only,

$$\sum_{i=1}^3 m_{\nu_i}^2 = \begin{cases} 3m_{\nu_1}^2 + \Delta m_{\text{Sun}}^2 + \Delta m_{\text{atm}}^2 & (\text{NH}) \\ 3m_{\nu_2}^2 - \Delta m_{\text{Sun}}^2 + \Delta m_{\text{atm}}^2 & (\text{IH}) \end{cases} \quad (\text{C1})$$

The sum of neutrino masses is bounded from above $\sum m_\nu < 120 \text{ meV}$ [40]. Using this limit, Δm_{Sun}^2 , and Δm_{atm}^2 , we get (see Fig.(5))

$$0 \leq m_{\nu_1} \lesssim 30 \text{ meV} \quad (\text{Normal hierarchy}),$$

$$49.9 \text{ meV} \lesssim m_{\nu_2} \lesssim 52.3 \text{ meV} \quad (\text{Inverted hierarchy}). \quad (\text{C2})$$

Therefore, upper and lower bounds for $\sum m_{\nu_i}^2$ are approximately (see Fig.(6))

$$2500 \text{ meV}^2 \lesssim \sum m_{\nu_i}^2 \lesssim 5200 \text{ meV}^2 \quad (\text{Normal hierarchy}),$$

$$4900 \text{ meV}^2 \lesssim \sum m_{\nu_i}^2 \lesssim 5600 \text{ meV}^2 \quad (\text{Inverted hierarchy}). \quad (\text{C3})$$

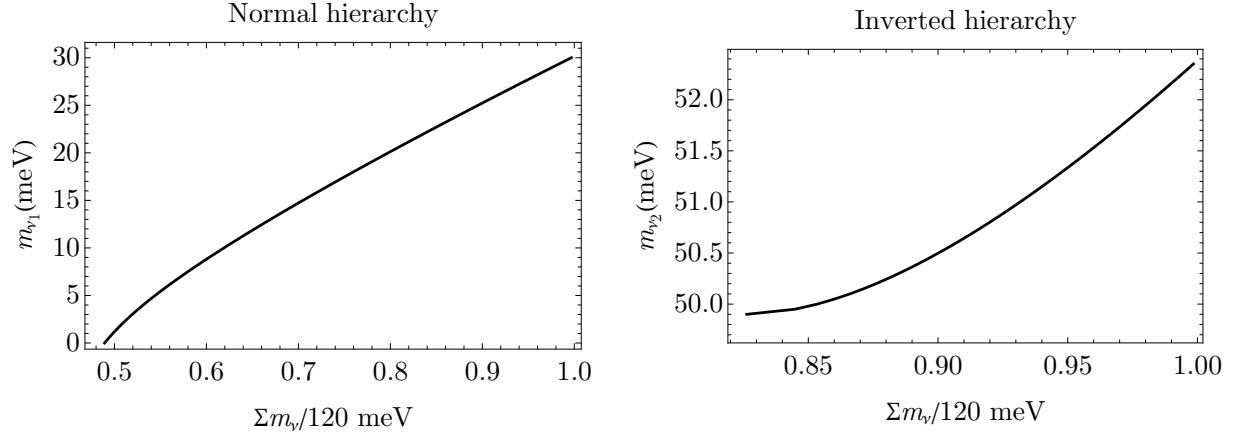


Figure 5: Upper and lower bounds on m_{ν_1} and m_{ν_2} for the normal and inverted hierarchy, respectively.

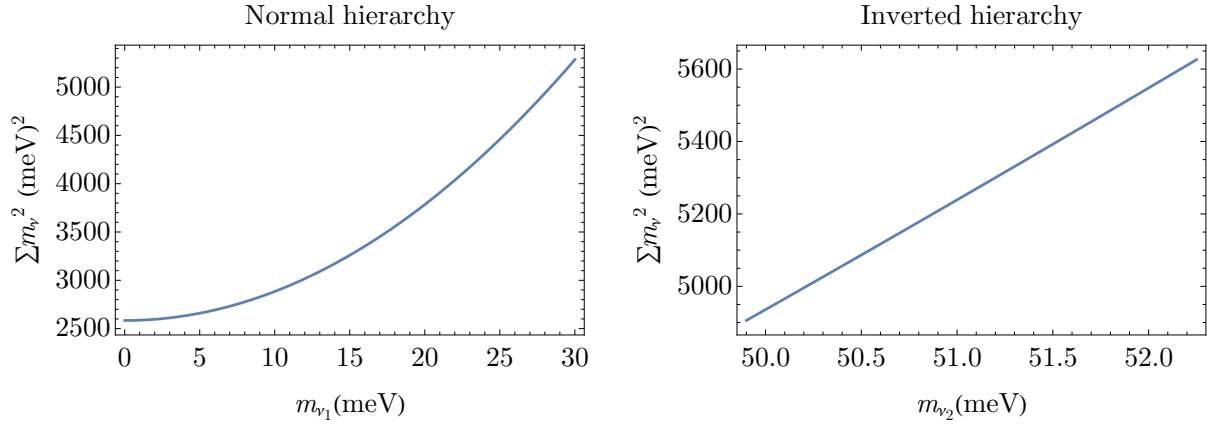


Figure 6: Constraints on the sum of neutrino squared masses.