

# Project Lyra: Another Possible Trajectory to 1I/'Oumuamua

ADAM HIBBERD<sup>1</sup>

<sup>1</sup>Initiative for Interstellar Studies (*i4is*) 27/29 South Lambeth Road London, SW8 1SZ United Kingdom

## ABSTRACT

The first interstellar object to be discovered, 1I/'Oumuamua, exhibited various unusual properties as it was tracked on its passage through the inner solar system in 2017/2018. In terms of the potential scientific return, a spacecraft mission to intercept and study it in situ would be invaluable. As an extension to previous Project Lyra studies, this paper elaborates an alternative mission to 1I/'Oumuamua, this time also requiring a Jupiter Oberth Manoeuvre (JOM) to accelerate the spacecraft towards its destination. The difference is in the combination of planetary flybys exploited to get to Jupiter, which includes a Mars encounter before proceeding to Jupiter. The trajectory identified is inferior to previous finds in terms of higher  $\Delta V$  requirement ( $15.6 \text{ km s}^{-1}$ ), longer flight duration (29 years) and less mission preparation time (launch 2026), however it benefits from a feature absent from previous JOM candidates, in that there is little or no  $\Delta V$  en route to Jupiter (i.e. a free ride) which means the spacecraft need not carry a liquid propellant stage. This is marginally offset by the higher  $\Delta V$  needed at Jupiter, requiring either 2 or 3 staged solid rocket motors. As an example, a Falcon Heavy Expendable with a CASTOR 30B booster followed by a STAR 48B can deliver 102kg to 1I/'Oumuamua by the year 2059. Other scenarios with shorter flight durations and higher payload masses are possible.

## 1. INTRODUCTION

1I/'Oumuamua is the first interstellar object (ISO) discovered passing through the inner solar system and unequivocally identified as such, with orbital eccentricity  $e = 1.2$  (i.e.  $e > 1$ ). Many origin theories exist to resolve the nature of this mysterious extrasolar object, each with their own merits and degrees of success at explaining the unusual observational data (Flekkøy et al. 2019; Seligman & Laughlin 2020; Jackson & Desch 2021; Desch & Jackson 2021; Bialy & Loeb 2018; Raymond et al. 2018).

As it is currently out of sight of existing Earth and space-based telescopes, its true nature may never be understood - unless a spacecraft mission to study it in situ can be realised. Various previous Project Lyra studies have identified a Solar Oberth Manoeuvre (SOM) as a viable option (Hein et al. 2019; Hibberd & Hein 2021a,b; Hibberd et al. 2020) and more recent analysis indicates a Jupiter Oberth Manoeuvre (JOM), with the route to Jupiter exploiting the VEEGA sequence of planetary encounters (Hibberd et al. 2022).

The VEEGA JOM candidate propounded in Hibberd et al. (2022) has the disadvantage of requiring several applications of  $\Delta V$  along the trajectory to Jupiter and

therefore would need a liquid propellant stage to generate this thrust, in addition to the 2 solid propellant stages required to deliver the JOM  $\Delta V$ .

The trajectory proposed in this paper does not suffer this drawback and so enables a higher mass to be brought to bear at Jupiter for the JOM. The mission is abbreviated as V-E-DSM-E-M-J.

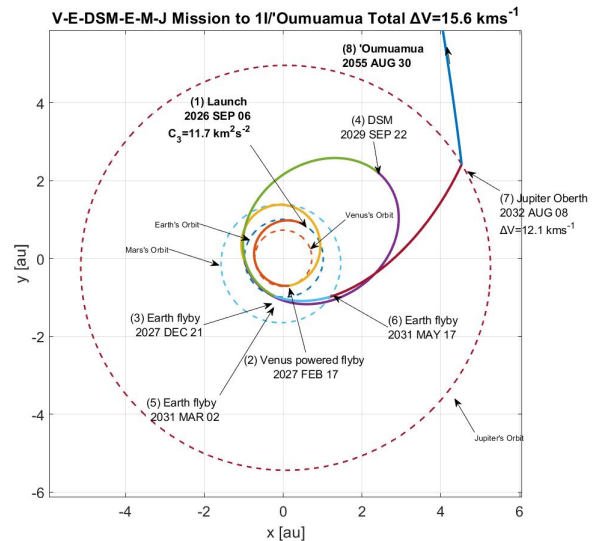


Figure 1. Trajectory, V-E-DSM-E-M-J

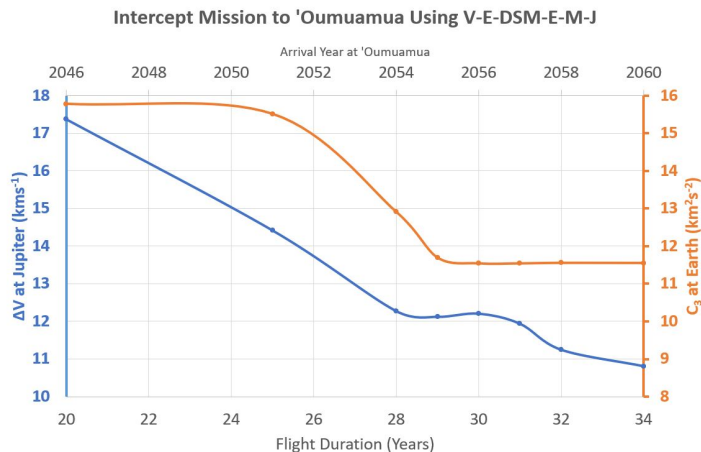
□

## 2. METHOD

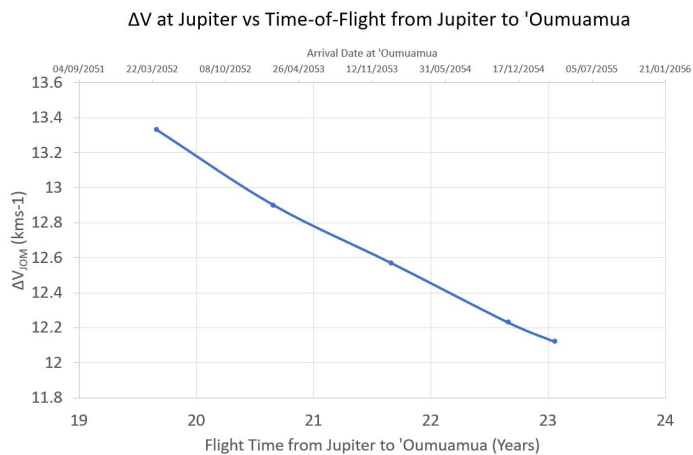
Optimum Interplanetary Trajectory Software (OITS) was used to generate the solution trajectories investigated herein. The theory is summarised in Hibberd et al. (2021) and further detailed in Hibberd (2017). High thrust propulsion is assumed, and chemical propellant rockets are chosen. A minimum periapsis altitude of 200 km at each planetary encounter is adopted.

As in previous studies, two Non-Linear Programming (NLP) optimizers were used, NOMAD (Le Digabel 2011) and MIDACO (Schlueter et al. 2009; Schlueter & Gerdts 2010; Schlueter et al. 2013).

## 3. RESULTS



**Figure 2.**  $\Delta V$  vs Flight Duration, V-E-DSM-E-M-J



**Figure 3.**  $\Delta V_{JOM}$  vs Jupiter to 1I/'Oumuamua Time-of-Flight

Table 1 provides the payload masses achievable using the V-E-DSM-E-M-J combination of gravitational assists (GA). The solution trajectory is shown in Figure 1 and the numerical data is provided in Table 2. An animation of this can be found at Adam's Space Research (2022). This trajectory is included in the optimal missions to Jupiter list in Petropoulos et al. (2000)). From Table 2 we see the Earth hyperbolic excess for this 29 year mission is  $3.4199 \text{ km s}^{-1}$  (row 1) giving the Characteristic Energy at Earth of  $C_3 = 3.4199^2 = 11.70 \text{ km}^2 \text{ s}^{-2}$ . Virtually the only  $\Delta V$  remaining along the trajectory is that for the JOM and is  $\Delta V_{JOM} = 12.1 \text{ km s}^{-1}$ .

It is clearly of relevance to understand how these two parameters of  $C_3$  and  $\Delta V_{JOM}$  evolve with flight duration constraint. To this end, refer to Figure 2 which provides this information for durations between 20 and 34 years, corresponding to arrival years 2046 to 2060. The hump in the  $\Delta V_{JOM}$  values for flight times from 28 years to 32 years appears to be a genuine phenomenon and not a consequence of the NLP solvers finding local minima solutions over this interval.

From Figure 2 we see a consequence of this hump is that there is a trough in  $\Delta V_{JOM}$  at around 29 years and indeed the  $C_3$  reaches approximately the same value as for longer durations. This supports the decision to adopt a nominal flight duration of 29 years for this trajectory profile.

We can observe in Figure 2 the effect of either contracting or expanding the overall flight duration on the optimal  $\Delta V$  and  $C_3$  values, where optimality is defined as the minimum of the sum of the hyperbolic excess at Earth with that required en route, including the JOM. However it is also of interest to consider the effect on the  $\Delta V_{JOM}$  of only modifying the Time-of-Flight from Jupiter to 1I/'Oumuamua whilst constraining the preceding  $\Delta V$ s, as well as the  $C_3$  value at Earth, to those provided in Table 2.

Figure 3 is a graph providing precisely this information and as can be observed, all other  $\Delta V$ s being equal, for arrival years at 1I/'Oumuamua from 2052 to 2055, the  $\Delta V_{JOM}$  drops from  $13.3 \text{ km s}^{-1}$  down to  $12.1 \text{ km s}^{-1}$ .

We can now address the question of how a mission might exploit this trajectory profile in practice, i.e. which combination of launch vehicle and spacecraft propulsion system might be needed. From Table 2, we see the required  $C_3$  is  $11.7 \text{ km}^2 \text{ s}^{-2}$ . A list of approximate payload capacities for three launch vehicles, SpaceX Falcon Heavy Expendable, NASA SLS Block 1B and SLS Block 2, is provided in Table 4.

Table 1. Possible Combinations of Solid Stages for the JOM

Falcon Heavy/SLS Block 1B/Block 2		Mtot < 17000kg		Stage 3	$\Delta V_{JOM}$ (km s <sup>-1</sup> )	Total Mass JOM (kg)	Payload Mass (kg)	Arrival Year
Stage 1	Stage 2	Stage 3	$\Delta V_{JOM}$ (km s <sup>-1</sup> )	Total Mass JOM (kg)	Payload Mass (kg)	Arrival Year		
STAR 75	STAR 48B	N/A	11.2	10232	27	2059		
CASTOR 30B	STAR 48B	N/A	11.2	16210	102.16	2059		
CASTOR 30B	STAR 48B	N/A	12.1	16146	38	2055		
STAR 75	STAR 63F	STAR 48B	11.2	14902	107	2059		
<b>SLS Block 1B/Block 2</b>	<b>17000kg &lt; Mtot &lt; 34000kg</b>							
Stage 1	Stage 2	Stage 3	$\Delta V_{JOM}$ (km s <sup>-1</sup> )	Total Mass JOM (kg)	Payload Mass (kg)	Arrival Year		
CASTOR 30XL	STAR 48B	N/A	12.1	28671	128	2055		
CASTOR 30XL	STAR 63F	N/A	12.1	31039	43	2055		
CASTOR 30XL	STAR 63F	STAR 48B	12.1	33361	228	2055		
CASTOR 30B	STAR 75	STAR 48B	12.1	24301	125	2055		
CASTOR 30B	STAR 63F	STAR 48B	12.1	20806	108	2055		
CASTOR 30XL	STAR 48B	N/A	13.2	28586	43	2052		
CASTOR 30XL	ORION 50XL	STAR 48B	13.2	32949	99	2052		
CASTOR 30XL	STAR 63F	STAR 48B	13.2	33244	111	2052		
CASTOR 30XL	STAR 63F	STAR 48B	11.2	33501	368	2059		
CASTOR 30B	STAR 75	STAR 48B	11.2	24400	224	2059		
CASTOR 30XL	STAR 48B	N/A	11.2	28773	230	2059		
<b>SLS Block 2</b>	<b>34000kg &lt; Mtot &lt; 38000kg</b>							
Stage 1	Stage 2	Stage 3	$\Delta V_{JOM}$ (km s <sup>-1</sup> )	Total Mass JOM (kg)	Payload Mass (kg)	Arrival Year		
CASTOR 30XL	STAR 75	STAR 48B	11.2	37000	388	2059		
CASTOR 30XL	STAR 75	STAR 48B	12.1	36853	241	2055		
CASTOR 30XL	STAR 75	STAR 48B	13.2	36730	119	2052		

**Table 2.** Mission V-E-DSM-E-M-J with 29 Years Flight Duration Constraint

Num	Planet	Time	Arrival speed (km s <sup>-1</sup> )	Departure speed (km s <sup>-1</sup> )	$\Delta V$ (km s <sup>-1</sup> )	Cumulative $\Delta V$ (km s <sup>-1</sup> )	Periapsis alt. (km)
1	Earth	2026 SEP 06	0.0000	3.4199	3.4199	3.4199	N/A
2	Venus	2027 FEB 17	6.6646	6.6629	0.0013	3.4212	11987.3
3	Earth	2027 DEC 21	10.0464	10.0464	0.0000	3.4212	352.2
4	DSM @ 3.2 au	2029 SEP 22	11.0568	11.0799	0.0232	3.4444	N/A
5	Earth	2031 MAR 02	9.8700	9.8700	0.0000	3.4444	4966.1
6	Mars	2031 MAY 17	18.9898	18.9898	0.0000	3.4444	200
7	Jupiter	2032 AUG 08	12.0498	37.4067	12.1175	15.5619	58969.4
8	1I/'Oumuamua	2055 AUG 30	17.5022	17.5022	0.0000	15.5619	N/A

**Table 3.** Solid Rocket Stages Considered for JOM  $\Delta V$ 

Solid Rocket Stage	Total Mass (kg)	Dry Mass (kg)	Exhaust Velocity (km s <sup>-1</sup> )
STAR 48B	2137	124	2.8028
STAR 63F	4590	326	2.9106
STAR 75	8068	565	2.8224
ORION 50XL	4306	367	2.8647
CASTOR 30B	13971	1000	2.9649
CASTOR 30XL	26406	1392	2.8866

**Table 4.** Payload Mass capability for 3 Launch Vehicles

Launch Vehicle	Mass to $C_3 = 11.7\text{km}^2\text{s}^{-2}$
Falcon Heavy	17000
SLS Block 1B	34000
SLS Block 2	38000

Assuming that the JOM kick is delivered by a solid rocket, the level of  $\Delta V_{JOM}$  required (i.e.  $> 11 \text{ km s}^{-1}$ ), would necessitate at least two stages and ideally three. Table 3 provides the list of candidate solid booster stages which shall be considered here.

A list of viable combinations of these solid booster stages, numbering either 2 or 3, is provided in Table 1, it should be noted that this is not an exhaustive list.

Referring to Table 1, we see that a Falcon Heavy with a pairing of CASTOR 30B followed by a STAR 48B can deliver 102kg to II/'Oumuamua by the year 2059. With a suitably sized fairing, an SLS Block 1B can achieve 128kg by 2055, using a CASTOR 30XL, followed by a STAR 48B. The highest mass possible however is for an SLS Block 2 which using a CASTOR 30XL, a STAR 75 and then a STAR 48B can reach II/'Oumuamua by 2059 with a payload of 388kg. For the latter, it may be unlikely that the Fairing capacity would be sufficient to contain all the stages and the payload.

#### 4. DISCUSSION

The key feature of the V-E-DSM-E-M-J trajectory investigated above, making it a noteworthy and attractive proposition for a mission, is the absence of burns

needed between Earth launch and the JOM. In addition the approach velocity of the spacecraft relative to II/'Oumuamua is  $17.5 \text{ km s}^{-1}$ , lower than that achieved in previous Project Lyra studies. However there are three disadvantages of this trajectory in that, first, the  $\Delta V$  required at the JOM is high ( $> 11 \text{ km s}^{-1}$ ); second, at the time of writing, the launch date is in only 4 years hence (interplanetary missions can take 5-10 years from inception to launch) and third, the flight duration is rather extended (i.e.  $> 26$  years as opposed to 22 years with a SOM, Hibberd et al. (2020)) .

#### 5. CONCLUSION

In this paper a mission to II/'Oumuamua using a series of unpowered GAs followed by a powered flyby of Jupiter - a JOM - is investigated. The route studied is abbreviated as V-E-DSM-E-M-J, and its superiority over previously studied Project Lyra trajectories is down to there being essentially no thrust needed en route to Jupiter, meaning that no liquid propellant stage is required which would otherwise take up much needed capacity for the JOM. Assuming a 29 year flight duration selection, the total  $\Delta V$  is  $15.6 \text{ km s}^{-1}$ . Masses of typically around 120 kg, and theoretically up to 388 kg, can be achieved depending on particular launcher and solid propellant stages exploited.

#### REFERENCES

- Adam's Space Research. 2022, PROJECT LYRA: VEEMJ Mission to 'Oumuamua, <https://youtube.com/shorts/MfWXpwuiEbo>
- Bialy, S., & Loeb, A. 2018, The Astrophysical Journal Letters, 868, L1
- Desch, S. J., & Jackson, A. P. 2021, Journal of Geophysical Research: Planets, 126, doi: [10.1029/2020je006807](https://doi.org/10.1029/2020je006807)
- Flekkøy, E. G., Luu, J., & Toussaint, R. 2019, The Astrophysical Journal Letters, 885, L41
- Hein, A., Perakis, N., Eubanks, T., et al. 2019, Acta Astronautica, doi: [10.1016/j.actaastro.2018.12.042](https://doi.org/10.1016/j.actaastro.2018.12.042)
- Hibberd, A. 2017, Github repository for OITS. [https://github.com/AdamHibberd/Optimum\\_Interplanetary\\_Trajectory](https://github.com/AdamHibberd/Optimum_Interplanetary_Trajectory)
- Hibberd, A., Hein, A., Eubanks, M., & Kennedy, R. 2022, Project Lyra: A Mission to II/'Oumuamua without Solar Oberth Manoeuvre, arXiv, doi: [10.48550/ARXIV.2201.04240](https://doi.org/10.48550/ARXIV.2201.04240)
- Hibberd, A., & Hein, A. M. 2021a, Acta Astronautica, 179, 594, doi: <https://doi.org/10.1016/j.actaastro.2020.11.038>
- . 2021b, Acta Astronautica, 179, 594–603, doi: [10.1016/j.actaastro.2020.11.038](https://doi.org/10.1016/j.actaastro.2020.11.038)
- Hibberd, A., Hein, A. M., & Eubanks, T. M. 2020, Acta Astronautica, 170, 136
- Hibberd, A., Perakis, N., & Hein, A. M. 2021, Acta Astronautica, 189, 584, doi: <https://doi.org/10.1016/j.actaastro.2021.09.006>
- Jackson, A. P., & Desch, S. J. 2021, Journal of Geophysical Research: Planets, 126, doi: [10.1029/2020je006706](https://doi.org/10.1029/2020je006706)
- Le Digabel, S. 2011, ACM Transactions on Mathematical Software (TOMS), 37, 44
- Petropoulos, A. E., Longuski, J. M., & Bonfiglio, E. P. 2000, Journal of Spacecraft and Rockets, 37, 776, doi: [10.2514/2.3650](https://doi.org/10.2514/2.3650)
- Raymond, S. N., Armitage, P. J., & Veras, D. 2018, The Astrophysical Journal, 856, L7, doi: [10.3847/2041-8213/aab4f6](https://doi.org/10.3847/2041-8213/aab4f6)
- Schlueter, M., Egea, J., & Banga, J. 2009, Computers and Operations Research, 36, 2217, doi: [10.1016/j.cor.2008.08.015](https://doi.org/10.1016/j.cor.2008.08.015)
- Schlueter, M., Erb, S., Gerdtts, M., Kemble, S., & Ruckmann, J. 2013, Advances in Space Research, 51, 1116, doi: [10.1016/j.asr.2012.11.006](https://doi.org/10.1016/j.asr.2012.11.006)
- Schlueter, M., & Gerdtts, M. 2010, Journal of Global Optimization, 47, 293, doi: [10.1007/s10898-009-9477-0](https://doi.org/10.1007/s10898-009-9477-0)
- Seligman, D., & Laughlin, G. 2020, arXiv preprint arXiv:2005.12932