

# Polynomial Time Algorithm for ARRIVAL on Tree-like Multigraphs (preliminary draft)

David Auger ✉️🏠<sup>id</sup>

DAVID Lab.,UVSQ, Université Paris Saclay, 45 avenue des Etats-Unis,78000,Versailles, France

Pierre Coucheney ✉️🏠

DAVID Lab.,UVSQ, Université Paris Saclay, 45 avenue des Etats-Unis,78000,Versailles, France

Loric Duhazé ✉️🏠<sup>id</sup>

DAVID Lab.,UVSQ, Université Paris Saclay, 45 avenue des Etats-Unis,78000,Versailles, France  
LISN,Université Paris Saclay, France

## Abstract

A *rotor walk* in a directed graph can be thought of as a deterministic version of a Markov Chain, where a pebble moves from vertex to vertex following a simple rule until a terminal vertex, or sink, has been reached. The *ARRIVAL problem*, as defined by Dohrau and al. [5], consists in determining which sink will be reached. While the walk itself can take an exponential number of steps, this problem belongs to the complexity class  $NP \cap co-NP$  without being known to be in  $P$ . Several variants have been studied where we add one or two players to the model, defining deterministic analogs of stochastic models (e.g., Markovian decision processes, Stochastic Games) with rotor-routing rules instead of random transitions. The corresponding decision problem addresses the existence of strategies for players that ensures some condition on the reached sink. These problems are known to be  $NP$ -complete for one player and  $PSPACE$ -complete for two players. In this work, we define a class of directed graphs, namely *tree-like multigraphs*, which are multigraphs having the global shape of an undirected tree. We prove that in this class, ARRIVAL and its different variants can be solved in linear time, while the number of steps of rotor walks can still be exponential. To achieve this, we define a notion of *return flow*, which counts the number of times the pebble will bounce back in subtrees of the graph.

**2012 ACM Subject Classification** Mathematics of computing

**Keywords and phrases** Rotor-routing, Rotor Walk, Reachability Problem, Game Theory, Tree-like Multigraph

**Digital Object Identifier** 10.4230/LIPIcs.CVIT.2016.23

**Funding** Loric Duhazé: This research was partially supported by Labex DigiCosme (project ANR11LABEX0045DIGICOSME) operated by ANR as part of the program " Investissement d'Avenir " Idex ParisSaclay (ANR11IDEX000302).

**Acknowledgements** We want to thank Johanne Cohen for her advises and attentive review.



© David Auger, Pierre Coucheney and Loric Duhazé;  
licensed under Creative Commons License CC-BY 4.0

42nd Conference on Very Important Topics (CVIT 2016).

Editors: John Q. Open and Joan R. Access; Article No. 23; pp. 23:1–23:36

Leibniz International Proceedings in Informatics



LIPICs Schloss Dagstuhl – Leibniz-Zentrum für Informatik, Dagstuhl Publishing, Germany

## 1 Introduction

The *rotor routing*, or *rotor walk model*, has been studied under different names: *eulerian walkers* [14, 13] and *patrolling algorithm* [16]. It shares many properties with a more algebraic focused model: *abelian sandpiles* [1, 12]. We can cite [9] and [12] as general introductions to this cellular automaton.

Let us explain briefly how a rotor walk works. Consider a directed graph and for each vertex  $v$ , if  $v$  has  $k$  outgoing arcs, number these arcs from 1 to  $k$ . Then, we place a pebble on a starting vertex and proceed to the walk. On the initial vertex, the pebble moves to the next vertex according to arc 1. It does the same on the second vertex and so on. But the second time that a vertex is reached, the pebble will move according to arc 2, and so on until arc  $k$  has been used, and then we start again with arc 1.

This elementary rule defines the rotor routing which has many interesting properties. In particular, it is easily shown that if the graph is connected enough, the pebble will explore all vertices, but the time needed for such an exploration can be exponential in the number of vertices.

In this work, we fix a set of vertices that we call sinks and stop the walking process when a sink is reached. The problem of determining, for a starting configuration (numbering) of arcs and an initial vertex, which sink will be reached first is the ARRIVAL problem. It is defined in [5] together with a proof that the problem belongs to the complexity class  $\text{NP} \cap \text{co-NP}$ , but it is not known to be in P. It has then been shown in [7] that the problem is in the smaller complexity class  $\text{UP} \cap \text{co-UP}$ , and a subexponential algorithm has been proposed in [8], based on computing a Tarski fixed point. This algorithm is even polynomial if the graph is almost acyclic (in a certain sense).

A direct application of the rotor-routing automaton is that several structural properties of Markov chains can be approximated or bounded by rotor walks see [3, 4, 6]. It seems natural to extend these results to decisional variants and define rotor analogs for *Markov decision processes* and *stochastic games* [15]. It is proved in [15] that deciding if a player can ensure some value is NP-complete for the one-player version and PSPACE-complete for the two-player version.

### Contributions and organization of the paper

In this work, we define the class *tree-like multigraphs*, where the number of steps needed to complete a rotor walk can still be exponential, but where the tree-like structure helps to efficiently solve ARRIVAL, as well as its one and two players variants, in linear time. It is to be noted that tree-like multigraphs are not almost acyclic in the sense of [8], thus their algorithm does not run in polynomial time in our case.

In Section 2, we first give some standard definitions for multigraphs and proceed to define rotor walks in this context together with different rotor-routing notions (*exit pattern*, *cycle pushing*, etc.). We begin our study of ARRIVAL by a particular graph, the *Path Graph*, in Section 3 and introduce the main tool that we use, namely the *return flow*. Next, we define tree-like multigraphs and return flow in the general case in Section 4.

The ARRIVAL problem (with zero player) is solved by an almost linear algorithm which is detailed in Section 5. Then we proceed to the case of one-player rotor games and two-player rotor games respectively in Section 6 and Section 7.

Finally, in Section 8 we study and improve the complexity of solving ARRIVAL and the associated decision problems in the particular case of simple graphs *i.e.* graphs that admit a unique arc for each couple of adjacent vertices.

The following table summarizes our results (bold), i.e. time complexity of computing the sink (or the optimal sink, for one-player and two-player) reached by a particle starting on a particular vertex in a graph  $G = (V, A)$ . The first column states the complexity of the natural algorithm to solve these problems, namely simulating the *rotor walk*.

	Rotor Walk	0 player	1 player	2 players
General digraph	<i>exponential</i>	$\text{NP} \cap \text{coNP}$	NP-complete	PSPACE-complete
Tree-like multigraph	<b>exponential</b>	$O( A )^\dagger$	$O( A )$	$O( A )$
Simple Tree-like multigraph	$O( V ^2)$	$O( V )^\dagger$	$O( V )^*$	$O( V )$

The  $\dagger$  indicates the cases where we can solve the problem for all vertices of the graph at the same time with this complexity. The  $*$  indicates a case where the problem can be solved for all vertices under certain conditions.

## 2 Basic definitions

### 2.1 Directed Multigraphs

In this paper, unless stated otherwise, we always consider a directed multigraph  $G = (V, \mathcal{A}, h, t)$  where  $V$  is a finite set of *vertices*,  $\mathcal{A}$  is a finite set of *arcs*, and  $h$  (for *head*) and  $t$  (for *tail*) are two maps from  $\mathcal{A}$  to  $V$  defining incidence between arcs and vertices. For a given arc  $a \in \mathcal{A}$ , vertex  $h(a)$  is called the head of  $a$  and  $t(a)$  is the tail of  $a$ . For sake of clarity, we only consider graphs without arcs of the form  $h(a) = t(a)$  (i.e. loops). All our complexity results would remain true if we authorized them. Note that multigraphs can have multiple arcs with the same head and tail. Let  $u \in V$  be a vertex, we denote by  $\mathcal{A}^+(u)$  (resp.  $\mathcal{A}^-(u)$ ) the subset of arcs  $a \in \mathcal{A}$  with tail  $u$  (resp. with head  $u$ ).

Let  $\Gamma^+(u)$  (resp.  $\Gamma^-(u)$ ) be the subset of vertices  $v \in V$  such that there is an arc  $a \in \mathcal{A}$  with  $h(a) = v$  and  $t(a) = u$  (resp.  $h(a) = u$  and  $t(a) = v$ ). A graph such that for all  $u \in V$  we have  $|\mathcal{A}^+(u)| = |\Gamma^+(u)|$  is called *simple*. A vertex  $u$  for which  $|\Gamma^+(u) \cup \Gamma^-(u)| = 1$  is called a *leaf*.

### 2.2 Rotor Routing Mechanics

#### Rotor Graphs

Let  $G = (V, \mathcal{A}, h, t)$  be a multigraph.

► **Definition 1** (Rotor Order). We define a rotor order at  $u \in V$  as an operator denoted by  $\theta_u$  such that:

- $\theta_u : \mathcal{A}^+(u) \rightarrow \mathcal{A}^+(u)$
- for all  $a \in \mathcal{A}^+(u)$ , the orbit  $\{a, \theta_u(a), \theta_u^2(a), \dots, \theta_u^{|\mathcal{A}^+(u)|-1}(a)\}$  of arc  $a$  under  $\theta_u$  is equal to  $\mathcal{A}^+(u)$ , where  $\theta_u^k(a)$  is the composition of  $\theta_u$  applied to arc  $a$  exactly  $k$  times.

Observe that each arc of  $\mathcal{A}^+(u)$  appears exactly once in any orbit of  $\theta_u$ . Now, we will integrate the operator  $\theta_u$  to our graph structure as follows.

► **Definition 2** (Rotor Graph). A rotor graph  $G$  consists in a (multi)graph  $G = (V, \mathcal{A}, h, t)$  together with:

- a partition  $V = V_0 \cup S_0$  of vertices, where  $S_0 \neq \emptyset$  is a particular set of vertices called *sinks*, and  $V_0$  is the rest of the vertices;
- a rotor order  $\theta_u$  at each  $u \in V_0$ .

In this document, unless stated otherwise, all the graphs we consider are rotor graphs with  $G = (V_0, S_0, \mathcal{A}, h, t, \theta)$ .

► **Definition 3** (Rotor Configuration). A rotor configuration (or simply configuration) of a rotor graph  $G$  is a mapping  $\rho$  from  $V_0$  to  $\mathcal{A}$  such that  $\rho(u) \in \mathcal{A}^+(u)$  for all  $u \in V_0$ . We denote by  $\mathcal{C}(G)$  the set of all rotor configurations on the rotor graph  $G$ .

What will be called a *particle* in the remaining of this paper is a pebble which will move from one vertex to another; hence the position of the particle is characterized by a single vertex. This movement, called rotor walk, follows specific rules that we detail after.

► **Definition 4** (Rotor-particle configuration). A rotor-particle configuration is a couple  $(\rho, u)$  where  $\rho$  is a rotor configuration and  $u \in V$  denotes the position of a particle.

## Rotor Walk

► **Definition 5.** Let us define two mappings on  $\mathcal{C}(G) \times V_0$  :

■ **turn** :

$$\mathbf{turn} : \mathcal{C}(G) \times V_0 \longrightarrow \mathcal{C}(G)$$

is defined by

$$\mathbf{turn}(\rho, u) = \rho'$$

where  $\rho'$  is equal to  $\rho$  except at  $v$  where  $\rho'(u) = \theta_u(\rho(u))$ .

■ **move** :

$$\mathbf{move} : \mathcal{C}(G) \times V_0 \longrightarrow V$$

is defined by

$$\mathbf{move}(\rho, u) = h(\rho(u))$$

By composing those mappings, we are now ready to define the *routing* of a particle which is a single step of a rotor walk.

► **Definition 6** (Routing of a Particle). The **routing** of a particle from a rotor-particle configuration  $(\rho, u)$  is a mapping:

$$\mathbf{routing} : \mathcal{C}(G) \times V_0 \longrightarrow \mathcal{C}(G) \times V$$

defined by

$$\mathbf{routing}(\rho, u) = (\rho', v)$$

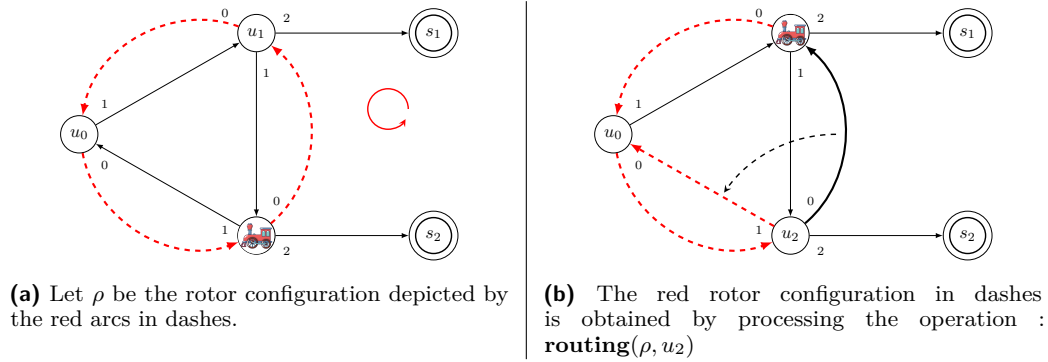
with  $\rho' = \mathbf{turn}(\rho, u)$  and  $v = \mathbf{move}(\rho, u)$ . This can be viewed as the particle first travelling through  $\rho(u)$  and then  $\rho(u)$  is replaced by  $\theta_u(\rho(u))$ . This operation is illustrated in Figure 1.

► **Remark 7.** Our routing rule (move, then turn) is slightly different than the one defined in [14] which is mostly used in the literature (turn, then move) but is more convenient to study ARRIVAL. The two rules are equivalent up to applying **turn** mapping on all vertices.

A rotor-routing is in fact a single step of a rotor walk.

► **Definition 8** (Rotor Walk). A rotor walk is a (finite or infinite) sequence of rotor-particle configurations  $(\rho_i, u_i)_{i \geq 0}$ , which is recursively defined by  $(\rho_{i+1}, u_{i+1}) = \mathbf{routing}(\rho_i, u_i)$  as long as  $u_i \in V_0$ .

One can check that the sequence of vertices in the rotor walk starting from the rotor-particle configuration depicted on Figure 1(b) until a sink is reached is  $u_1, u_0, u_2, u_0, u_1, u_2, s_2$ .



■ **Figure 1** A rotor-routing where the particle is depicted by a train and starts on  $u_2$ . The sink-vertices are  $s_1$  and  $s_2$ . The red arcs in dashes represent the current rotor configuration. The rotor orders on the different vertices are anticlockwise, i.e. they are:  $\theta_{u_0}: (u_0, u_2), (u_0, u_1)$ ;  $\theta_{u_1}: (u_1, u_0), (u_1, u_2), (u_1, s_1)$ ;  $\theta_{u_2}: (u_2, u_1), (u_2, u_0), (u_2, s_2)$ . These orders are also depicted by the numbers around each vertex.

## Routing to sinks

Now that we have defined our version of rotor-walk, we proceed to the corresponding version of the problem *ARRIVAL*. Indeed, *ARRIVAL* was defined in [5] using the traditional rotor routing operation where we turn first and then move.

► **Definition 9** (Maximal Rotor Walk). *A maximal rotor walk is a rotor walk such that in the case where it is finite, the last vertex must be a sink vertex  $s \in S_0 = V \setminus V_0$ .*

► **Definition 10** (Stopping Rotor Graph). *If, for any vertex  $u \in V$ , there exists a directed path from  $u$  to a sink  $s \in S_0$ , the graph is said to be stopping.*

The next lemma is a classical result on rotor walks (cf Lemma 16 in [9]).

► **Lemma 11** (Finite number of steps). *If  $G$  is stopping then any rotor walk in  $G$  is finite.*

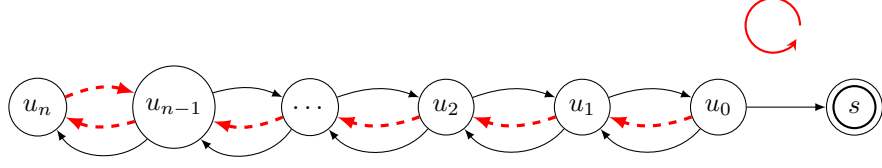
**Proof.** Given a rotor-particle configuration  $(\rho, u)$  with  $u \in V_0$ , let  $R$  be a rotor walk starting from  $(\rho, u)$ . In this walk, a sink vertex of  $S_0$  can only appear as the last vertex, hence it can be visited only once. Now, let us consider  $S_1 = \Gamma^-(S_0)$ . Each time a vertex  $t \in S_1$  is visited, the particle moves to the next neighbour. Hence, it can be visited at most  $|\mathcal{A}^+(t)|$  times before a sink is reached and the walk ends consequently. Now, let us consider the set  $S_2 = \Gamma^-(S_1)$ , all vertices  $u$  within  $S_2$  can only be visited a finite number of times, otherwise the particle will visit a vertex from  $S_1$  more than  $|\mathcal{A}^+(t)|$  times. We proceed inductively to show that all vertices can be visited only a finite number of times in  $R$  since all vertices of  $G$  have a directed path to a sink. ◀

This proof provides a bound on the number of times an arc has been visited in a finite rotor walk (Lemma 41).

The main objective of our work is to study the sink that will be reached by a maximal rotor walk from a rotor-particle configuration, if the rotor walk is finite.

► **Definition 12** (Exit Sink). *Let  $u \in V$ , let  $\rho$  be a configuration, if the maximal rotor walk starting from  $(\rho, u)$  is finite in  $G$ , then the sink reached by such a rotor walk is denoted by  $S_G(\rho, u)$  and called exit sink of  $u$  for the rotor configuration  $\rho$  in  $G$ .*

► **Definition 13** (Exit Pattern). *For a rotor configuration  $\rho$  on a stopping rotor graph  $G$ , the exit pattern is the mapping that associates to each vertex  $u \in V$ , its exit sink  $S_G(\rho, u)$ .*



■ **Figure 2** Family of path-like multigraphs where maximal routing can take an exponential number of steps in the number of vertices, here equal to  $n + 2$ . The interior vertices ( $u_0$  to  $u_{n-1}$ ) have two arcs going left and one going right. Routing a particle from  $u_0$  to sink  $s$  with the initial configuration  $\rho$  drawn with red arcs in dashes takes a non-polynomial time considering the anticlockwise rotor ordering on each vertex, depicted by the curved arc in red.

### 2.3 ARRIVAL and complexity issues

With our notations, ARRIVAL (see [5]) can be expressed as the following decision problem:

In a stopping rotor graph  $G$ ,  
given  $(\rho, u)$  and  $s \in S_0$   
does  $\mathbf{S}_G(\rho, u) = s$  ?

This problem belongs to  $\text{NP} \cap \text{co-NP}$  for simple graphs as shown in [5], but there is still no polynomial algorithm known to solve it. The case of eulerian simple graphs can be solved in time  $O(|V| + |\mathcal{A}|^3)$ , since a finite maximal rotor walk from  $(\rho, v)$  ends in at most  $O(|V| + |\mathcal{A}|^3)$  routings (see [16]).

In the case of multigraphs, ARRIVAL still belongs to  $\text{NP} \cap \text{co-NP}$ , since the polynomial certificate used for simple graphs in [5] remains valid. Our goal in this paper is to solve the problem in polynomial time for a particular class of multigraphs. Despite that, even for a path multigraph, the routing can be exponential, as shown on Figure 2.

In the example drawn in Figure 2, let us consider the number of times the particle will travel from  $u_i$  to  $u_{i+1}$ . Let  $u_0$  be the starting vertex: to reach the sink  $s$ , the particle needs to visit  $u_0$  exactly three times and so it will travel from  $u_0$  to  $u_1$  exactly two times. Next, for  $u_1$ , each time the particle comes from  $u_0$ , it will travel two times from  $u_1$  to  $u_2$  before visiting  $u_0$  again. So the number of times the particle travels from  $u_1$  to  $u_2$  is 4. One can check that the number of times a particle starting from  $u_0$  will travel from  $u_i$  to  $u_{i+1}$  before reaching  $s$  is  $2^{i+1}$ .

### 2.4 Cycle Pushing

In order to speed-up the rotor walk process, a simple tool to avoid computing every step of the walk is the use of *cycle pushing*. We keep the terminology of *cycle pushing* used in [9] – even if what is called a cycle in this terminology is usually called a directed cycle or circuit in graph theory.

► **Definition 14** (Graph Induced by  $\rho$ ). *If  $G$  is a rotor multigraph and  $\rho \in \mathcal{C}(G)$ , we denote by  $G(\rho) = (V_0, S_0, \rho(V_0), h, t)$  the graph induced by  $\rho$  on  $G$ . This means that  $G(\rho)$  and  $G$  have the same set of vertices, but  $G(\rho)$  only contains arcs of  $\rho(V_0)$ . In the following, we will say that the (directed) cycle  $C$  is in  $\rho$  if it belongs to  $G(\rho)$ .*

► **Remark 15.** All non-sink vertices of  $G(\rho)$  are of outdegree exactly one, hence a vertex belongs to at most one cycle which is in  $\rho$ .

► **Definition 16** (Cycle Pushing). Let  $C = (u_1, u_2, u_3, \dots, u_k)$  be a directed cycle of  $G(\rho)$ . We call cycle push the operation on  $\rho$  that leads to a configuration  $\rho'$  such that:

- for all  $u_i \in C$ ,  $\rho'(u_i) = \theta_{u_i}(\rho(u_i))$ ;
- $\forall u \in V_0 \setminus C$ ,  $\rho'(u) = \rho(u)$

i.e. we process a **turn** on all  $u_i \in C$ .

Note that a cycle push on a cycle  $C$  can also be computed by putting a particle on a vertex  $u$  of  $C$  and routing the particle until it comes back to  $u$  for the first time. Hence, cycle pushing is in a sense a shortcut on the rotor walk process, so by a manner similar to Lemma 11 it follows that:

► **Lemma 17** (Finite Number of Cycle Pushes). Given a stopping rotor graph, any sequence of cycle pushes is finite.

The previous result is well known in rotor walk studies ([12]). It implies that, by processing a long enough sequence of successive cycle pushes, the resulting configuration contains no directed cycles. Such a sequence of cycle pushes is called *maximal*.

The two following results can be found in [9].

► **Lemma 18** (Exit Pattern conservation for Cycle Push). If  $G$  is a stopping rotor graph, for any rotor configuration  $\rho$  and configuration  $\rho'$  obtained from  $\rho$  by a cycle push, the exit pattern for  $\rho$  and  $\rho'$  is the same.

► **Lemma 19** (Commutativity of Cycle Push). In a stopping rotor graph, any sequence of cycle pushes starting from a given rotor configuration  $\rho$  leads to the same maximal, acyclic configuration  $\rho'$  (i.e.  $G(\rho')$  is an acyclic graph).

► **Definition 20** (Destination Forest). We call the configuration obtained by a maximal cycle push sequence on  $\rho$  the Destination Forest of  $\rho$ , denoted by  $D(\rho)$ .

The destination forest has a simple interpretation in terms of rotor walks: start a rotor walk by putting a particle on any vertex of a stopping graph  $G$ ; consider a vertex  $u \in V_0$ ; if the particle ever reaches  $u$ , it will leave  $u$  by arc  $D(\rho)(u)$  on the last time it enters  $u$ .

In an acyclic configuration like  $D(\rho)$ , finding the exit pattern is very simple, precisely:

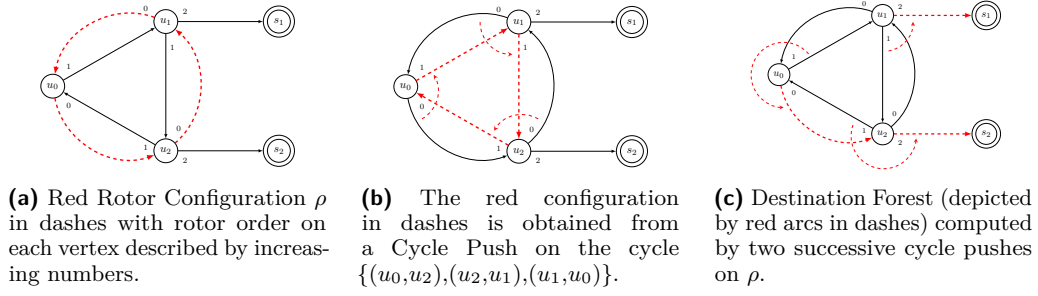
► **Lemma 21** (Path to a sink). If there is a directed path between  $u \in V$  and  $s \in S_0$  in  $G(\rho)$  then  $\mathbf{S}_G(\rho, u) = s$ . It follows that from  $D(\rho)$  one can compute the exit pattern of  $\rho$  in time complexity  $O(|A|)$ .

This gives us a new approach, since computing the exit pattern of a configuration  $\rho$  can be done by computing its Destination Forest  $D(\rho)$ . Note that by doing this we are solving a problem harder than ARRIVAL because we compute the exit sink of all vertices simultaneously.

► **Remark 22**. Pushing a cycle of length  $k$  is a "shortcut" in a rotor walk as it allows to do only one operation to simulate  $k$  steps of the rotor walk. However, the strategy consisting in pushing cycles until the Destination Forest is reached (which is always the case if the graph is stopping) can still take an exponential time. Indeed, let us consider Figure 2 again. As each cycle in  $G(\rho)$  is at most of size two, we are at most dividing by two the number of steps used in the maximal rotor walk.

So, processing successive cycle pushes is not a suitable strategy to solve ARRIVAL efficiently in general. However, the notion of equivalence classes that we state below, which is useful for a deeper understanding of rotor walks, is based on cycle pushing.





■ **Figure 3** Computation of the Destination Forest by successive cycle pushing.

► **Definition 23** (Equivalence Class [9]). *We define an equivalence relation between configurations by considering that two configurations  $\rho_1$  and  $\rho_2$  are in the same class if they have the same Destination Forest.*

The proof of the following theorem can be found in [9], Corollary 14. It shows that equivalence of configurations is preserved by the routing of particle to a sink.

► **Theorem 24.** *Let  $\rho_1, \rho_2$  be two equivalent configurations. Let  $\rho'_1$  and  $\rho'_2$  be the configurations obtained respectively from  $\rho_1$  and  $\rho_2$  by routing a single particle from the same vertex  $u$  to a sink  $s$ . Then  $\rho'_1$  and  $\rho'_2$  are equivalent.*

### 3 The Simple Path Graph

In this section we give some results on a particular graph in order to give intuition behind our following work on trees. The simple path graph on  $n + 2$  vertices is defined by  $V = \{s_0, u_1, u_2, \dots, u_n, s_1\}$  and each  $u_i$  for  $i \in \{1, \dots, n\}$  has an arc going to the vertex on the left and another one going to the vertex on the right. Define then  $V_0 = \{u_1, u_2, \dots, u_n\}$  together with  $S_0 = \{s_0, s_1\}$ .

See Figure 4 for the simple path graph with  $n = 4$ .

In this section we will not only show that ARRIVAL can be solved in linear time on simple path graphs but that we can solve a harder problem by calculating the exit pattern for  $\rho$  in linear time, i.e solving ARRIVAL simultaneously for all vertices.

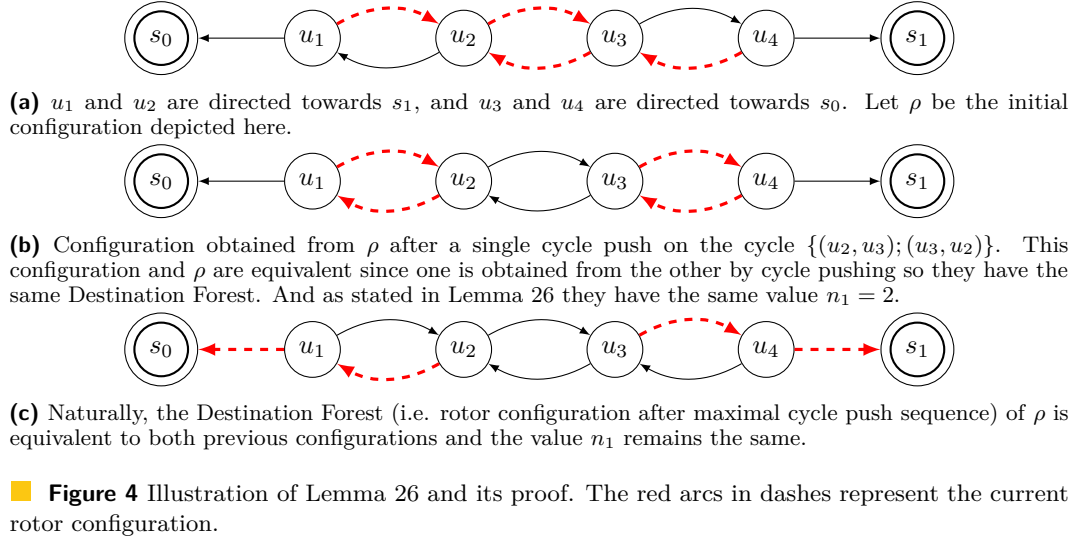
However, note that the maximum number of steps of a rotor walk (or a cycle push sequence) in a simple path graph is not exponential but quadratic in  $n$ . Indeed, one can check that the starting configuration that maximizes this number of steps is the configuration where all arcs are directed towards the central vertex  $u_{\lceil n/2 \rceil}$  (which is also the starting vertex in the case of the rotor walk).

#### 3.1 Routing one particle on a path graph

It is an easy observation that the only elementary cycles in this graph are of length 2, and that pushing such a cycle in a given configuration does not change the global numbers of arcs respectively directed towards  $s_0$  and  $s_1$  in the configuration. Hence the following definition:

► **Definition 25.** *We say that a vertex  $u_i \in V_0$  is directed towards  $s_0$  if  $h(\rho(u_i)) \in \{u_{i-1}, s_0\}$ . Otherwise,  $u_i$  is directed towards  $s_1$  (see Figure 4a). We denote by  $n_1(\rho)$  the number of vertices of  $V_0$  that are directed towards  $s_1$ .*





From the observation above will follow that we can compute the exit pattern of  $\rho$  without having to process the sequence of cycle pushes, relying only on the computation of  $n_1(\rho)$ .

► **Lemma 26** (Exit Sink Characterization). *Two configurations are equivalent if and only if they have the same number  $n_1$ . In particular, for any configuration  $\rho$ , if  $1 \leq i \leq n - n_1(\rho)$ , then  $\mathbf{S}_G(\rho, u_i) = s_0$ , otherwise  $\mathbf{S}_G(\rho, u_i) = s_1$ .*

**Proof.** A maximal cycle push sequence leads to an acyclic configuration, and we know that  $n_1$  is preserved by cycle push. Since there is a unique forest with  $n_1$  arcs directed towards  $s_1$ , namely the configuration where exactly  $u_{n-(n_1-1)}, u_{n-(n_1-2)}, \dots, u_n$  are directed towards  $s_1$ , this is the Destination Forest (see Figure 4c). ◀

The previous lemma enables us to compute in linear time the exit pattern of any configuration in a simple path graph – which easily solves ARRIVAL simultaneously for all starting vertices.

### 3.2 Routing Several Particles

Here we present how the previous results can be used to solve ARRIVAL on a simple path graph if we want to route multiple particles. We only study the case of routing multiple particles in this case, the general case remaining an open problem even for tree-like multigraphs.

It is well known that when we route any number of particles in a rotor graph, the final configuration does not depend on the order in which the particles move (which can alternate between particles) as long as we route the particles to the sinks (see [12]).

► **Definition 27** (Equivalence Class for simple path graphs). *For  $0 \leq k \leq n$ , let  $C_k$  be the class of configurations  $\rho$  with  $n_1(\rho) = k$  i.e. the set of configurations with exactly  $k$  vertices directed towards  $s_1$ .*

Note that the equivalence classes defined just above are exactly the equivalence classes of Definition 23. We now explain the action of the movement of a particle on these classes.

► **Theorem 28** (Group Action on simple path). *Consider a configuration  $\rho \in C_k$  with  $0 \leq k \leq n$  and a vertex  $u_i$ ,  $1 \leq i \leq n$ . Processing a maximal rotor walk from  $(\rho, u_i)$  leads to a configuration  $\rho' \in C_j$  where  $j = (k + i) \bmod n + 1$ .*

**Proof.** By Theorem 24 we can as well suppose that  $\rho$  is acyclic, hence the  $k$  vertices directed towards  $s_1$  are exactly  $u_{n-k+1}, u_{n-k+2}, \dots, u_n$ .

- If  $i \leq n - k$ , then during the rotor walk, exactly  $i$  vertices change directions, hence  $j = k + i$ .
- If  $i > n - k$ , then  $n - i + 1$  vertices change directions, hence  $j = k - (n - i + 1) = k + i - (n + 1)$ . ◀

When combining the action of multiple particles on classes, we obtain the following theorem.

► **Theorem 29.** *Let  $\rho \in C_k$  be a rotor configuration. Consider the process where  $m$  particles are routed to the sinks from initial positions  $i_1, i_2, \dots, i_m$  in any (alternating or not) order. Then:*

- *The final configuration belongs to the class  $C_j$  with*

$$j = k + i_1 + i_2 + \dots + i_m \bmod n + 1,$$

- *exactly  $p_1 = \left\lfloor \frac{k + (\sum_{t=1}^m i_t)}{n + 1} \right\rfloor$  of these particles reach sink  $s_1$ , whereas  $m - p_1$  reach  $s_0$ .*

**Proof.** By commutativity of the process, we can suppose that we fully route every particle to a sink before proceeding to the next one. Consider  $\{0, 1, \dots, n\}$  as a cycle of positions corresponding to the equivalence classes. We start from position  $k$  on the cycle, and every time a particle is routed from its initial position  $i_t$  to a sink, the final configuration belongs to  $C_j$  where  $j$  is obtained by moving from  $k$  on the cycle  $i_t$  times in cyclic ordering. It is contained in the proof of Theorem 28 that the particle ends in  $s_1$  if and only if we move from position  $n$  to 0 during this process. Hence, we just have to count the number of times this will happen, which is simply the integer quotient of the final position  $k + i_1 + \dots + i_m$  by the number of positions  $n + 1$ . ◀

Note that the previous theorem enables us to solve in linear time a variant of ARRIVAL for multiple particles where we are interested in the number of particles ending in each sink (even with an exponential number of particles, if arithmetic computations are made in constant time).

### 3.3 The Return Flow with the Path Graph

The previous technique to compute the Destination Forest is based on an invariance property of cycle pushes which is specific to the simple path graph. It does not generalize directly to other graphs, which is why we now give an equivalent formulation of the previous results. Instead of counting the number of vertices that are directed toward sinks, we now consider the number of vertices that are directed towards a given vertex  $u$  on each side of the path. To do this, we denote by  $]u, u'[,$  the set of vertices that lie between  $u$  and  $u'$  in the order of vertices in the path, excluding  $u$  and  $u'$ .

► **Definition 30.** *Let  $r_1(u)$  and  $r_0(u)$  be the number of vertices that are respectively directed towards  $u$  in  $]u, s_1[$  and  $]s_0, u[$ .*

We now restate Lemma 26 in terms of  $r_1$  and  $r_0$ .

► **Lemma 31.** *For all non-sink vertices  $u_i$ ,  $\mathbf{S}_G(\rho, u_i) = s_1$  if and only if*

- *either  $r_1(u_i) < r_0(u_i)$ ;*
- *or  $r_1(u_i) = r_0(u_i)$  and  $u_i$  is directed towards  $s_1$ .*

**Proof.** We can decompose  $n_1$  as follow:

$$n_1 = \underbrace{r_0(u_i)}_{\text{vertices of } ]s_0, u_i[} + \underbrace{I_1(u_i)}_{\text{Orientation of } u_i} + \underbrace{n - i - r_1(u_i)}_{\text{vertices of } ]u_i, s_1[}$$

where  $I_1(u_i)$  is 1 if  $u_i$  is directed towards  $s_1$  and 0 otherwise.

Now, from Lemma 26 we know that  $\mathbf{S}_G(\rho, u_i) = s_1 \Leftrightarrow i \geq n - n_1 + 1$ , which translates to

$$r_0(u_i) + I_1(u_i) \geq r_1(u_i) + 1,$$

hence the result. ◀

► **Remark 32.** Consider the following process: on the simple path graph, we remove the arc  $(u_i, u_{i-1})$  so that the particle cannot go from  $u_i$  to  $[s_0, u_i[$  anymore (in the case where  $\rho(u_i) = (u_i, u_{i-1})$ , we change it to  $\rho(u_i) = (u_i, u_{i+1})$ ). Now, we put a particle on  $u_i$  and proceed to a maximal rotor walk. The number of times that the particle travels through arc  $(u_i, u_{i+1})$  is exactly  $r_1(u_i) + 1$ . This quantity is called the *return flow*, which will be defined in the general case in Definition 39.

## 4 Tree-Like Multigraphs: Return Flow Definition

### 4.1 Tree-Like Multigraphs

To a directed multigraph  $G = (V, \mathcal{A}, h, t)$  we associate:

- A simple directed graph  $\hat{G} = (V, \hat{\mathcal{A}})$  such that, for  $u, v \in V$  there is an arc from  $u$  to  $v$  in  $\hat{G}$  if there is at least one arc  $a \in \mathcal{A}$  with  $t(a) = u$  and  $h(a) = v$ . Please note that even if there are multiple arcs  $a$  that satisfy this property, there is only one arc with tail  $u$  and head  $v$  in  $\hat{\mathcal{A}}$ . As it is unique, an arc from  $u$  to  $v$  in  $\hat{\mathcal{A}}$  will simply be denoted by  $(u, v)$ .
- A simple undirected graph  $\overline{G} = (V, E)$  such that, for  $u, v \in V$  there is an edge between  $u$  and  $v$  in  $\overline{G}$  if and only if there is at least one arc  $a \in \mathcal{A}$  such that  $t(a) = u$  and  $h(a) = v$  or  $h(a) = u$  and  $t(a) = v$ .

► **Definition 33** (Tree-Like Multigraph). *We say that a multigraph  $G$  is tree-like if  $\overline{G}$  is a tree.*

In this case, we define the leaves of  $G$  as the leaves of  $\overline{G}$ .

► **Definition 34** (Tree-Like Rotor Multigraph). *A rotor multigraph  $G = (V_0, S_0, \mathcal{A}, h, t, \theta)$  is tree-like if  $(V, \mathcal{A}, h, t)$  is tree-like, and its set of leaves contains  $S_0$ .*

To avoid some complexity in the notation and proofs, we will only study stopping tree-like rotor multigraphs. We first show that the general case can be handled by reducing a non stopping instance to a stopping one.

► **Definition 35** (Sink Component). *A sink component is a strongly connected component in  $G$  that does not contain a sink vertex and such that there is no arc leaving the component.*

Note that all sink components can be computed in linear time.

► **Lemma 36.** *Consider a configuration  $\rho$  on a (not necessarily stopping) tree-like rotor multigraph  $G = (V_0, S_0, \mathcal{A}, h, t, \theta)$ . Consider a configuration  $\rho'$  on the stopping tree-like rotor multigraph  $G' = (V'_0, S'_0, \mathcal{A}', h, t, \theta)$  where  $G'$  is obtained from  $G$  by replacing each sink component by a unique sink, and where  $\rho'(u) = \rho(u)$  for each  $u \in V'_0$ . For any  $u \in V$ , finding the exit sink of  $u$  (if any) or the sink component reached by  $u$  in  $G$  for the configuration  $\rho$  can be directly determined by solving ARRIVAL for the configuration  $\rho'$  in  $G'$ .*

**Proof.** Let  $\rho$  be a configuration in  $\mathcal{C}(G)$  and  $u \in V$  be a vertex.

- If the particle enters a sink component  $C$  while processing a rotor walk from  $(\rho, u)$  on  $G$ , then  $u$  has no exit sink for  $\rho$ . The same rotor walk in the graph  $G'$  ends in the sink that replaces  $C$ .
- If the particle reaches a sink  $s$  of  $G$  while processing a maximal rotor walk from  $(\rho, u)$  on  $G$ , then it does not enter a sink component of  $G$  hence the walk in  $G'$  is the same as in  $G$ . ◀

Thanks to Lemma 36, we can work on graphs without sink components while keeping the generality of our results. Note that, after replacing sink components by sinks, the multigraph  $G'$  may no longer be a tree-like multigraph but a forest-like multigraph. However we can split the study of ARRIVAL in each tree-like component of this forest since a particle cannot travel between those trees in a rotor walk.

## 4.2 Return Flows

Let us consider the simple example depicted on Figure 5 to motivate the introduction of  $(u, v)$ -subtrees and return flows, which is our main tool.

► **Definition 37** ( $(u, v)$ -subtree). *Let  $(u, v) \in \hat{\mathcal{A}}$ . The  $(u, v)$ -subtree  $T_{(u, v)}$  is a sub(multi)graph of  $G$ :*

- *whose vertices are all the vertices of the connected component of  $\bar{G} \setminus \{u\}$  that contains  $v$ , together with  $u$ ;*
- *whose arcs are all the arcs of  $G$  that link the vertices above, excepted in  $u$  where we remove all arcs of  $\mathcal{A}^+(u)$  but a single arc  $a$  with head  $v$ . Such an arc  $a$  always exists because  $(u, v) \in \hat{\mathcal{A}}$ ;*
- *whose rotor orders are unchanged except at  $u$  where  $\theta_u(a) = a$ .*

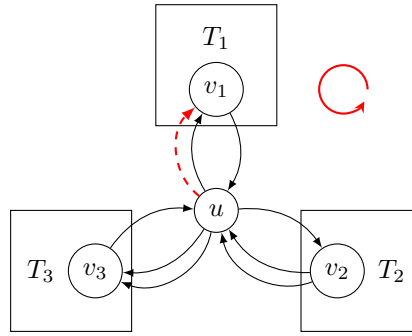
Such a subtree is a (not necessarily stopping) tree-like rotor multigraph. A rotor configuration  $\rho$  in  $G$  can be thought of as a rotor configuration  $\rho'$  in  $T_{(u, v)}$  by defining that  $\rho'(u) = a$  and  $\rho'(w) = \rho(w)$  for all  $w \in T_{(u, v)}$ .

We define a notion of *flow* for a particular starting vertex.

► **Definition 38** (Flow of  $(u, v)$ ). *We define the flow on arc  $(u, v) \in \hat{\mathcal{A}}$  for configuration  $\rho$ , denoted by  $F_\rho(u, v)$ , the number of times (possibly infinite) that an arc with tail  $u$  and head  $v$  is visited during the maximal rotor walk of a particle starting from the rotor-particle configuration  $(\rho, u)$ . We denote by  $F_\rho(u)$  the flow vector of  $(u, v)$  for every  $v \in \Gamma^+(u)$ .*

► **Definition 39** (Return flow). *The return flow of arc  $(u, v) \in \hat{\mathcal{A}}$  for configuration  $\rho$ , denoted by  $r_\rho(u, v)$ , is the flow on  $(u, v)$  in the  $(u, v)$ -subtree  $T_{(u, v)}$ .*

Note that the return flow  $r_\rho(u, v)$  also corresponds to the number of times the particle visits  $u$  while processing a maximal rotor walk from  $(\rho, u)$  in  $T_{(u, v)}$  (see Figure 6). By definition of return flow, if  $u \in S_0$ , then  $r_\rho(u, v) = 0$ , and if  $v \in S_0$ , or if  $(v, u) \notin \hat{\mathcal{A}}$  then  $r_\rho(u, v) = 1$ .



■ **Figure 5** We sketch a stopping tree-like rotor multigraph as follows: a vertex  $u$ , its neighbours  $v_1, v_2, v_3$  (that might be sinks), respectively belonging to  $T_1, T_2, T_3$ , the three connected components of  $\bar{G} \setminus \{u\}$ . In particular, we have  $\hat{\mathcal{A}}^+(u) = \{(u, v_1); (u, v_2); (u, v_3)\}$ . We consider the rotor configuration in red on  $u$  and  $\theta_u$  is the anticlockwise order on the arcs of  $\mathcal{A}^+(u)$ . Consider the routing of a particle starting at  $u$ :

- the particle moves from  $u$  to  $v_1$ , and stays for a while in the subtree  $T_1$  – where it either reaches a sink or comes back to  $u$ . Suppose it comes back to  $u$ . Then:
- the particle moves from  $u$  to  $v_3$ , and either reaches a sink in  $T_3$  or comes back to  $u$ . Suppose it comes back to  $u$  once again;
- the rotor walk goes on, in  $T_3$ , then in  $T_2, T_1, T_1, T_3, \dots$
- until finally the particle ends in a sink in one of the subtrees, say  $T_2$ .

Now consider only the relative movement that the particle had in  $T_2$ : it went from  $u$  into  $T_2$  and back to  $u$  a number of times, before it ended in a sink. If we were to replace  $T_1$  and  $T_3$  by single arcs leading back automatically to  $u$ , the relative movement in  $T_2$  would have been exactly the same. The return flow will be a quantity that counts exactly the ability of each subtree to bounce back the particle to  $u$ . During the process described above, every time the particle enters a subtree and comes back to  $u$ , we can think of it as consuming a single unit of return flow in this subtree. The first time that a particle enters a subtree that has exactly one unit of return flow left, then the particle must end in a sink of that subtree.

Remark also that, even if the tree-like multigraph is stopping, it is not necessarily the case of any  $(u, v)$ -subtree: this is for instance the case of a leaf  $v$  which is not a sink such that  $(u, v) \in \hat{\mathcal{A}}$ . Finiteness of the return flow characterizes the subtrees that are stopping as stated in Lemma 40.

► **Lemma 40.** *Given a stopping tree-like multigraph  $G$  and  $(u, v) \in \hat{\mathcal{A}}$ , the  $(u, v)$ -subtree  $T_{(u, v)}$  is stopping if and only if for any rotor configuration on  $G$ , the return flow of  $(u, v)$  is finite.*

**Proof.** If the  $(u, v)$ -subtree is stopping, then by Lemma 11 any rotor walk is finite, and the return flow is finite.

If the  $(u, v)$ -subtree is not stopping, there is a sink component  $C$  in  $T_{(u, v)}$ . If  $C$  does not contain  $u$ , it is also a sink component of  $G$  since we do not add or remove any arc in  $C$  while going from  $T_{(u, v)}$  to  $G$ . But  $G$  is assumed stopping hence such sink component does not exist. The only possibility is that  $C$  contains  $u$ . In  $C$ , there is a vertex that will be visited infinitely often while processing a maximal rotor walk. But this will be the case for its neighbours in  $C$  as well, and, transitively, for every vertex in  $C$ . In particular  $u$  will be visited infinitely often, hence for any rotor configuration  $\rho$ ,  $r_\rho(u, v)$  is infinite. ◀

We give a bound on the maximal value of the return flow in a multigraph as it will be used to express our complexity results later.

► **Lemma 41** (Return flow bound). *Let  $(u, u_1) \in \hat{\mathcal{A}}$  and  $\rho$  be a configuration. Then if there is a directed path  $[u, u_1, \dots, u_k, s]$  from  $u$  to a sink  $s \in S_0$  then  $r_\rho(u, u_1)$  satisfies*

$$r_\rho(u, u_1) \leq \prod_{i=1}^k |\mathcal{A}^+(u_i)| \leq e^{|\mathcal{A}|/e},$$

otherwise  $r_\rho(u, u_1)$  is infinite. In particular this shows that return flows can be written in at most  $O(|\mathcal{A}|)$  bits.

**Proof.** The first inequality derives straightforwardly from the proof of Lemma 11. A similar bound can be found in Lemma 1 in [8].

For the second inequality, the previous bound has maximal value if all vertices on the path have  $|\mathcal{A}|/n$  outgoing arcs with  $n$  the number of vertices. This is maximal for  $n = |\mathcal{A}|/e$  in which case the bound becomes  $e^{|\mathcal{A}|/e}$ . Hence, the return flow can be written in  $O(|\mathcal{A}|)$  bits. ◀

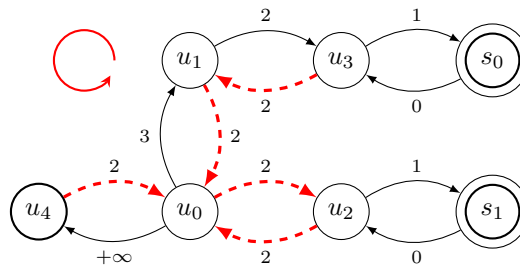
Return flows and flows are linked by the following result:

► **Lemma 42.** *Given a stopping tree-like rotor multigraph  $G$ , consider  $u \in V_0$  and suppose that  $h(D(\rho)(u)) = v$ . Then:*

- $F_\rho(u, v) = r_\rho(u, v)$  ;
- for all  $w \in \Gamma^+(u) \setminus \{v\}$ ,  $F_\rho(u, w) < r_\rho(u, w)$ ;
- for all  $w \in \Gamma^+(u) \cap \Gamma^-(u) \setminus \{v\}$ ,  $r_\rho(w, u) = F_\rho(u, w) + 1$ .

**Proof.** Let  $\rho'$  be the configuration obtained after routing a particle from  $(\rho, u)$  until the particle is on  $u$  for the last time, in which case  $h(\rho'(u)) = v$  and  $r_{\rho'}(u, v) = 1$ . By definition of  $\rho'$ , we have  $F_{\rho'}(u, v) = 1$  and  $F_{\rho'}(u, w) = 0$  for all  $w \in \Gamma^+(u) \setminus \{v\}$ . If, moreover,  $w \in \Gamma^-(u)$  then  $r_{\rho'}(w, u) = 1 = 1 + F_{\rho'}(u, w)$ . Hence  $r_{\rho'}(u, v) = 1 = F_{\rho'}(u, v)$  and by definition of the return flow,  $r_{\rho'}(u, w) \geq 1$  so that  $r_{\rho'}(u, w) > F_{\rho'}(u, w)$ . Hence the property is satisfied for  $\rho'$ .

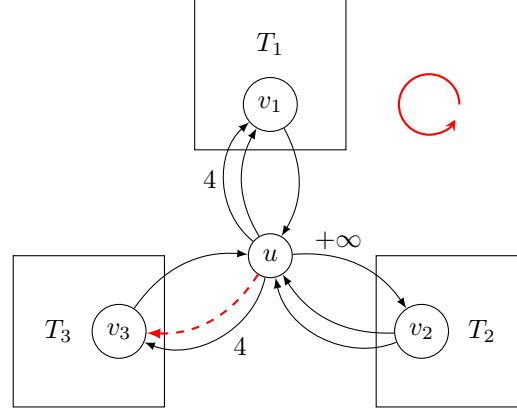
On the other hand it should be clear that  $F_\rho(u, w) - F_{\rho'}(u, w) = r_\rho(u, w) - r_{\rho'}(u, w)$  for every  $w \in \Gamma^+(u)$ . If, moreover,  $w \in \Gamma^-(u)$  and  $w \neq v$  the previous quantity is also equal to  $r_\rho(w, u) - r_{\rho'}(w, u)$ . Hence the property is true for  $\rho$  as well. ◀



■ **Figure 6** Examples of return flows in a simple graph. The rotor configuration is depicted by red arcs in dashes, with  $S_0 = \{s_0, s_1\}$ , and  $\theta_{u_i}$  is the anticlockwise order on every vertex. We write the return flow of all arcs of  $\hat{\mathcal{A}}$  next to their corresponding arc in  $\mathcal{A}$ . As a tutorial example, we detail the computation of  $r_\rho(u_1, u_0)$  and  $r_\rho(u_0, u_1)$ . In the  $(u_1, u_0)$ -subtree, the particle will visit the following sequence of vertices  $u_1, u_0, u_2, u_0, u_1, u_0, u_4, u_0, u_2, s_1$ , where it crosses  $(u_1, u_0)$  twice, thus  $r_\rho(u_1, u_0) = 2$ . For the  $(u_0, u_1)$ -subtree, the sequence of vertices visited by the particle is  $u_0, u_1, u_0, u_1, u_3, u_1, u_0, u_1, u_3, s_0$  hence  $r_\rho(u_0, u_1) = 3$ .

### 4.3 Revolving Routine

Based on the foregoing, using Lemma 42, in order to calculate  $D(\rho)(v)$ , we need to compute the flow of all arcs  $(u, w)$  with  $w \in \Gamma^+(u)$  and compare it to  $r_\rho(u, w)$ . This idea is introduced in the example drawn in Figure 7.



■ **Figure 7** Consider the same stopping tree-like rotor multigraph as in Figure 5 where  $\rho(u)$  is the red arc in dashes. The return flow of all arcs of  $\hat{\mathcal{A}}^+(u)$  are given next to their corresponding arcs in  $\mathcal{A}$ .

In Figure 7, let us put a particle on  $u$  and route it until it comes back to  $u$ . The first time, the particle will travel through the red arc in dashes and land on  $v_3$ . Then, the red arc in dashes (i.e.  $\rho(u)$ ) is updated to  $\theta_u(\rho(u))$  which is the other arc with tail  $u$  and head  $v_3$ . As  $r_\rho(u, v_3) > 1$ , the particle does not reach a sink in  $T_3$ , and the particle will come back to  $u$  after travelling in  $T_3$ . After this process (the particle's walk in  $T_3$ ), the return flow of  $(u, v_3)$  has decreased by one as  $(u, v_3)$  has been crossed exactly once.

During the next step of this rotor walk, the particle will travel to  $v_3$  again, make several moves in  $T_3$  without reaching a sink and comes back to  $u$ . The return flow of  $(u, v_3)$  is now 2. Next, the particle will travel to  $v_2$  and so on. At some point, the particle will travel through an arc with tail  $u$  and head  $v_i$  while the return flow of  $(u, v_i)$  is one. In this case, the particle will reach a sink in  $T_i$  and then will not come back to  $u$ . Here this condition is first met for  $i = 3$  when the return flows of  $(u, v_1)$ ,  $(u, v_2)$ ,  $(u, v_3)$  respectively are 2,  $+\infty$ , 1 the last time the particle is on vertex  $u$ .

Inspired by this process, we state the following Theorem.

► **Theorem 43.** *For any vertex  $u \in V_0$ , given the return flows of all arcs  $(u, v) \in \hat{\mathcal{A}}$  with  $v \in \Gamma^+(u)$ , one can compute  $D(\rho)(u)$  and the flow on each arc  $(u, v)$  in time*

$$O(|\Gamma^+(u)| \cdot c(r_{\max}, |\mathcal{A}^+(u)|))$$

with  $r_{\max}$  being the maximum (finite) value of  $r_\rho(u, v)$  for all  $v \in \Gamma^+(u)$ .

**Proof.** Algorithm 1 is a local routine that abstracts the process described in the caption of Figure 5. It computes  $D(\rho)(u)$  as  $a$  and the flow of all arcs  $(u, v)$  as  $F$ . Notice that, in the routine and its improved version, we consider that  $+\infty - 1$  and  $+\infty/a$  with  $0 < a < +\infty$  are equal to  $+\infty$ . Remark also that, since the input multigraph  $G$  of the routine is stopping, there is at least one return flow which is finite. However, since the return flow can be exponential as in the example drawn in Figure 2, Algorithm 1 might run in exponential time.



■ **Algorithm 1** Revolving Routine

---

**input** :  $u$  is a vertex of  $V$ ;  $r : \Gamma^+(u) \rightarrow \mathbb{Z} \cup \{+\infty\}$  contains the return flows of arcs  $(u, v)$  of  $\hat{\mathcal{A}}$  with  $v \in \Gamma^+(u)$ .  
**output** :  $a$  an arc of  $\mathcal{A}^+(u)$ ;  $F$  such that  $F(v)$  is the number of times an arc of  $\mathcal{A}^+(u)$  with head  $v$  has been visited

```

1  $F(v) \leftarrow 0$  for all  $v \in \Gamma^+(u)$ 
2  $a \leftarrow \rho(u)$ 
3 while  $r(h(a)) > 1$  do
4    $r(h(a)) \leftarrow r(h(a)) - 1$ 
5    $F(h(a)) \leftarrow F(h(a)) + 1$ 
6    $a \leftarrow \theta_u(a)$ 
7 return  $a, F$ 

```

---

We can speed up the computation by noting that every time the rotor at  $u$  makes one full turn, we know exactly how many times each value of the flow  $F$  has increased. This remark leads to the improved Algorithm 2 denoted by IRR in the rest of the document. The IRR consists in two steps. First, we compute how many full turns the rotor on  $u$  does before the routine ends. Then, we use Algorithm 1.

■ **Algorithm 2** Improved Revolving Routine (IRR)

---

**input** :  $u$  is a vertex of  $V$ ;  $r : \Gamma^+(u) \rightarrow \mathbb{Z} \cup \{+\infty\}$  contains the return flows of arcs  $(u, v)$  of  $\hat{\mathcal{A}}$  with  $v \in \Gamma^+(u)$ .  
**output** :  $a$  an arc of  $\mathcal{A}^+(u)$ ;  $F$  such that  $F(v)$  is the number of times an arc of  $\mathcal{A}^+(u)$  with head  $v$  has been visited

```

1 For  $v \in \Gamma^+(u)$ , let  $Q(v)$  be the quotient of the euclidean division of  $r(v)$  by  $|h^{-1}(v)|$ ;
  let  $q_{\min}$  be the minimum value of  $Q(v)$  for all  $v$ ; let  $R(v)$  be  $r(v) - (q_{\min} * |h^{-1}(v)|)$ 
  and let  $F(v) = 0$ .
  /* This step corresponds to the return flow diminutions that occurs
     during the  $q_{\min} * |\mathcal{A}^+(u)|$  first steps, and it also ensures that there
     exists at least one  $v$  such that in less than  $|\mathcal{A}^+(u)|$  steps,
      $R(v) < 1$ . */
2  $a \leftarrow \rho(u)$ 
3 while  $R(h(a)) > 1$  do
4    $R(h(a)) \leftarrow R(h(a)) - 1$ 
5    $a \leftarrow \theta_u(a)$ 
6 for  $v \in \Gamma^+(u)$  do
7    $F(v) \leftarrow r(v) - R(v)$ 
8 return  $a, F$ 

```

---

At line 1 of IRR, computing  $Q(v)$  is done in time  $O(|\Gamma^+(u)| \cdot c(r_{\max}, |\mathcal{A}^+(u)|))$ . Then, the loop at line 3 stops in at most  $|\mathcal{A}^+(u)|$  steps, which is small compared to the first term. The same applies for the loop at line 6. In the end, IRR runs in time  $O(|\Gamma^+(u)| \cdot c(r_{\max}, |\mathcal{A}^+(u)|))$ . ◀

As the routines are crucial for the rest of the article, we now state an important monotony property. Here, we fix a vertex  $v$  in  $G$  and consider on the outgoing arcs of  $v$  the respective

return flows  $r_1$  and  $r_2$  of two rotor configurations  $\rho_1$  and  $\rho_2$ .

► **Lemma 44** (Monotony of the flow). *Let  $u \in V_0$ , and  $\rho_1, \rho_2$  be two rotor configurations such that  $\rho_1(u) = \rho_2(u)$ . Let  $v_i = h(D(\rho_i)(u))$  for  $i \in \{1, 2\}$  and  $\bar{\Gamma}$  be the set of vertices  $v \in \Gamma^+(u)$  such that  $r_{\rho_1}(u, v) \geq r_{\rho_2}(u, v)$ . If  $v_1 \in \bar{\Gamma}$ , then*

- $F_{\rho_1}(u) \geq F_{\rho_2}(u)$  component-wise,
- $v_2 \in \bar{\Gamma}$ .

**Proof.** Let  $\rho_i^k$  for  $i \in \{1, 2\}$  be the rotor configuration after the particle has visited  $u$  exactly  $k$  times during a maximal rotor walk starting from  $(\rho_i, u)$ . In particular,  $\rho_i^1 = \rho_i$ . We denote by  $R_i^k(u, v)$  and  $F_i^k(u, v)$  the quantities  $r_{\rho_i^k}(u, v)$  and  $F_{\rho_i^k}(u, v)$  respectively. Let  $K_i$  be the last time the particle is on  $u$  in this walk, which is characterized by  $R_i^{K_i}(u, v_i) = 1$  and  $h(\rho_i^{K_i}(u)) = v_i$  for  $i \in \{1, 2\}$ .

For all  $k \leq \min(K_1, K_2)$ , let  $\bar{\Gamma}^k$  be the set of vertices  $v \in \Gamma^+(u)$  such that  $R_1^k(u, v) \geq R_2^k(u, v)$ . It turns out that in fact, for all such  $k$  we have  $\bar{\Gamma}^k = \bar{\Gamma}$  since values of both  $R_1$  and  $R_2$  are decremented simultaneously.

We first show that  $K_2 \leq K_1$ . By contradiction, assume that  $K_2 > K_1$ . Since  $v_1 \in \bar{\Gamma}$ , then, at step  $K_1$ ,  $R_1^{K_1}(u, v_1) = 1 \geq R_2^{K_1}(u, v_1)$  and  $h(\rho_i^{K_i}(u)) = v_i$  for  $i \in \{1, 2\}$ . This implies that  $K_1$  is the last time that the walk starting at  $(\rho_2, u)$  is at  $u$ , i.e.  $K_2 = K_1$ , hence a contradiction.

For every  $v \in \Gamma^+(u)$ , we have  $F_{\rho_i}(u, v) = \Delta F_i^k(u, v) + F_i^k(u, v)$  with  $\Delta F_i^k(u, v) = F_{\rho_i}(u, v) - F_i^k(u, v)$ .  $\Delta F_i^k(u, v)$  is the number of times each arc  $(u, v)$  has been used until step  $k$ . Since  $\rho_1(u) = \rho_2(u)$ , and as long as  $k \leq K_2$ ,  $\Delta F_i^k(u, v)$  does not depend on  $i$ . It follows that  $F_{\rho_1}(u, v) - F_{\rho_2}(u, v) = F_1^{K_2}(u, v) - F_2^{K_2}(u, v)$ . If  $v \neq v_2$  then  $F_1^{K_2}(u, v) - F_2^{K_2}(u, v) = F_1^{K_2}(u, v) - 0 \geq 0$ . Otherwise  $F_1^{K_2}(u, v_2) - F_2^{K_2}(u, v_2) = F_1^{K_2}(u, v_2) - 1$ . Since  $K_1 \geq K_2$  and  $h(\rho_1^{K_2}(u)) = v_2$ , arc  $(u, v_2)$  will be used at least once more during the walk, i.e.  $F_1^{K_2}(u, v_2) \geq 1$ . Hence the difference is positive which shows the first part of the lemma.

Let  $v$  be such that  $v \notin \bar{\Gamma}$ . Then  $R_2^{K_2}(u, v) > R_1^{K_2}(u, v) \geq 1$ . Hence  $R_2^{K_2}(u, v) \geq 2$  which implies  $v_2 \neq v$  and then  $v_2 \in \bar{\Gamma}$ . ◀

## 5 ARRIVAL for Tree-like Multigraphs

In this section we show that, for a given configuration  $\rho$ , we can compute the Destination Forest  $D(\rho)$  in time complexity  $O(|\mathcal{A}| \cdot c(r_{\max}, |\mathcal{A}|))$ , hence solve the ARRIVAL problem for every vertex at the same time. To achieve this, we recursively compute return flows for all arcs in  $\hat{\mathcal{A}}$  and then use these flows to compute the destination forest.

In all this section, let  $G = (V_0, S_0, \mathcal{A}, h, t, \theta)$  be a stopping tree-like rotor multigraph and  $\rho$  be a rotor configuration on  $G$ .

The next two lemmas show how to compute the return flows by using Theorem 43.

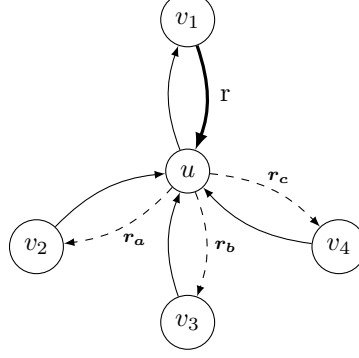
► **Lemma 45.** *For any two vertices  $u$  and  $v$  such that  $(u, v) \in \hat{\mathcal{A}}$ , and given  $r_\rho(v, w)$  for every  $w \in \Gamma^+(v) \setminus \{u\}$ , the return flow  $r_\rho(u, v)$  can be computed in time  $O(|\Gamma^+(v)| \cdot c(r_{\max}, |\mathcal{A}^+(v)|))$ . We illustrate this operation in Figure 8.*

**Proof.** If  $(v, u) \notin \hat{\mathcal{A}}$ , then  $r_\rho(u, v) = 1$ .

Otherwise, if  $r_\rho(v, w) = +\infty$  for all  $w \in \Gamma^+(v)$  such that  $w \neq u$ , then  $r_\rho(u, v) = +\infty$ .

In all other cases, apply the IRR to the vertex  $v$ , with input values  $r_\rho(v, w)$  for all  $w \in \Gamma^+(v)$  such that  $w \neq u$ , and with  $r_\rho(v, u) = p$ , where  $p$  is intended to be an integer large enough so that the output  $a$  of the IRR is such that  $h(a) \neq u$ . Then by Lemma 42,  $r_\rho(u, v) = F_\rho(v, u) + 1$ , where  $F_\rho(v)$  is obtained by the IRR. ◀

Parameter  $p$  in the previous proof should be chosen large enough so that variable  $R(u)$  in the routine remains strictly positive; for instance  $p$  can be initialized with  $(q_{\min} + 1) \cdot |h^{-1}(u)|$  with  $q_{\min}$  defined in Algorithm 2.



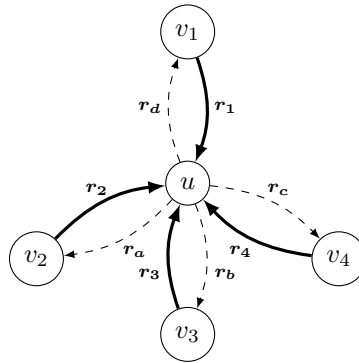
■ **Figure 8** In this Figure, we illustrate which value is computed with Lemma 45. If the return flows  $r_a, r_b, r_c$  are known, we can compute the return flow  $r$ .

► **Lemma 46.** *For any vertex  $u \in V_0$ , and given  $r_\rho(u, v)$  for every  $v \in \Gamma^+(u)$ , one can compute the return flow of all arcs  $(w, u)$  with  $w \in \Gamma^-(u)$  in time  $O(|\Gamma^+(u)| \cdot c(r_{\max}, |\mathcal{A}^+(u)|))$ . We illustrate this operation in Figure 9.*

**Proof.** For all  $w \in \Gamma^-(u) \setminus \Gamma^+(u)$ , we have  $r_\rho(w, u) = 1$ .

We use Theorem 43 once on  $u$  to compute  $D(\rho)(u)$  and the vector flow  $F_\rho(u)$ . Let  $v = h(D(\rho)(u))$ . Then, by Lemma 42, for all  $w \in \Gamma^-(u) \cap \Gamma^+(u) \setminus v$ , we have  $r_\rho(w, u) = F_\rho(u, w) + 1$ . It remains to apply Lemma 45 once more to compute  $r_\rho(v, u)$ . All in all, we have used Theorem 43 twice, hence the complexity. ◀

One can check by applying Lemma 46 that, on the example of Figure 7, we have  $r_\rho(v_1, u) = 3$ ,  $r_\rho(v_2, u) = 2$  and  $r_\rho(v_3, u) = 4$ .



■ **Figure 9** In this Figure, we illustrate which values is computed with Lemma 46. If the return flows  $r_a, r_b, r_c, r_d$  are known, we can compute the return flows  $r_1, r_2, r_3, r_4$ .

We are now ready to state our main theorem. Complexity bounds are given in two different contexts:

- a context where the time needed for arithmetic computation matters, as in a Turing machine. These bounds are polynomial in the size of the graph and use notation  $c(a, b)$  to denote the time complexity of dividing the number  $a$  by the number  $b$ ;
- another context where arithmetic operations can be done in constant time, where we achieve linear complexity in the size of the graph.

► **Theorem 47** (Complete Destination Algorithm). *The configuration  $D(\rho)$  can be computed in time  $O(|\mathcal{A}|)$  for a stopping tree-like multigraph in a model where arithmetic operations can be made in constant time, or alternatively in  $O(|\mathcal{A}| \cdot c(r_{\max}, |\mathcal{A}|))$  on a Turing Machine.*

**Proof.** Consider an arbitrary vertex  $x$ . We proceed to a Breadth-First Search (BFS) starting from  $x$  in  $\overline{G}$ , the simple undirected graph associated with  $G$ . Let  $e_1, e_2, \dots, e_m$  (resp.  $u_0, u_1, \dots, u_k$  with  $u_0 = x$ ) be the prefix order on the edges (resp. on the vertices) of  $\overline{G}$  obtained during the BFS, i.e. the order in which the edges (resp. the vertices) are visited.

The algorithm is split into two phases:

1. Computation of return flows for all arcs directed from  $x$  towards the leaves: for  $t = m, m-1, \dots, 2, 1$ , if the edge  $e_t$  corresponds to an existing arc  $(u_i, u_j)$  of  $\hat{\mathcal{A}}$ , such that  $(u_i, u_j)$  is directed from  $x$  towards a leaf of  $G$ , consider two cases. Firstly, if  $u_j$  is a leaf, then store that either  $r_\rho(u_i, u_j) = 1$  or  $r_\rho(u_i, u_j) = +\infty$  depending on whether  $u_j \in S_0$  or not. Secondly, if  $u_j$  is not a leaf, then by definition of a BFS and a prefix order, if an arc  $(u_j, v)$  with  $v \neq u_i$  corresponds to an edge  $e_{t'}$ , then  $t < t'$ . Hence, we already know the value of  $r_\rho(u_j, v)$  for every  $v \neq u_i$  with  $v \in \Gamma^+(u_j)$ . This means that we can compute recursively  $r_\rho(u_i, u_j)$  by Lemma 45.
2. Computation of return flows of all arcs directed from the leaves towards  $x$ : when this phase begins, for any vertex  $u$  except  $x$ , all return flows  $r_\rho(u, v)$  for all  $v \in \Gamma^+(v)$  are known, excepted the return flow of the arc directed from  $u$  to  $x$ . We use Lemma 46 applied to vertices  $u_i$  in increasing order on  $i$  as it guarantees that the conditions to apply Lemma 46 are met. Furthermore, we also compute  $D(\rho)(u_i)$  at the same time.

The time needed for the BFS part is  $O(|\hat{\mathcal{A}}| + |V|)$ .

In the first phase, we use Theorem 43 at most once for every vertex  $v$ , for the arc  $(u, v)$  coming from  $x$  towards the leaves. During the second phase, we use Theorem 43 at most twice for each vertex. All in all, we use Theorem 43 three times for each vertex. Hence the time complexity is  $O(\sum_{v \in V} (|\hat{\mathcal{A}}^+(v)| \cdot c(r_{\max}, |\mathcal{A}|)))$  which amounts to  $O(|\mathcal{A}| \cdot c(r_{\max}, |\mathcal{A}|))$ . ◀

We showed in Lemma 41 that return flows could be written in at most  $O(|\mathcal{A}|)$  bits which gives an upper bound for  $c(r_{\max}, |\mathcal{A}|)$  of  $k|\mathcal{A}| \log(|\mathcal{A}|)$  for some constant  $k > 0$ . It is proved in [11] that the multiplication of two  $n$  bits integers can be done in time  $O(n \log(n))$  and as the complexity of the division is equivalent to the complexity of multiplication (see [2]), the bound follows. Thus the complexity of our algorithm is  $O(|\mathcal{A}|^2 \log(|\mathcal{A}|))$  in this context.

## 6 One-player Rotor Game

Problem ARRIVAL can be seen as a zero-player game where the winning condition is that the particle reaches a particular sink (or set of sinks). The one and two players variants of ARRIVAL (i.e. deterministic analogs of *Markov decision processes* and *Stochastic games*) we address in the next sections are inspired from [15], but differ by the choice of the set of strategies (see the discussion hereafter).

In this section, we specifically consider a game with a single player that controls a subset of vertices  $V_{\mathcal{MAK}}$  of  $V_0$ . Given a rotor configuration on the rest of the vertices of  $V_0$ , a

starting vertex and an integer value for each sink, his goal is to wisely choose the initial rotor configuration of the vertices he controls (his strategy) such that the particle reaches one of the sinks with maximal value.

A remark is in order here: in the seminal paper [15], a strategy is defined in a more general way since it consists in choosing an outgoing-arc each time the particle is on a vertex controlled by the player. In particular, for a given vertex, the sequence of arcs may not follow a rotor rule, and the number of strategies is even unbounded. It has been shown in that paper that solving such game is NP-complete. On the one hand, the given reduction of 3-SAT can easily be adapted to fit to our framework showing that our definition of the game, although simpler since the set of strategies is finite, still leads to an NP-complete problem. On the other hand, our results extend naturally to general strategies, but at the cost of more technicalities. For instance, the use of general strategies may lead to non-stopping rotor graphs even if every vertex is connected to a sink. This case also seems to us a very natural extension of the zero player case.

To formally define the game, we introduce the following definition.

► **Definition 48** (Partial Configuration). *Let  $V'$  be a subset of  $V_0$ , a partial rotor configuration on  $V'$  is a mapping  $\rho'$  from  $V'$  to  $\mathcal{A}$  such that  $\rho'(u) \in \mathcal{A}^+(u)$  for all  $u \in V'$ .*

A one-player rotor game (resp. one-player tree-like rotor game) is given by  $(V_r, V_{\mathcal{MA}\mathcal{X}}, S_0, \mathcal{A}, h, t, \theta, \text{val}, \rho)$  where  $V_r$ ,  $V_{\mathcal{MA}\mathcal{X}}$  and  $S_0$  are disjoint sets of vertices, such that

- $(V_0, S_0, \mathcal{A}, h, t, \theta)$  is a rotor graph (resp. tree-like rotor graph) with  $V_0 = V_r \cup V_{\mathcal{MA}\mathcal{X}}$ ;
- $\text{val}$  is a map from  $S_0$  to  $\mathbb{N}$  corresponding to a utility of the player who wants the particle to reach a sink  $s$  with the highest possible value  $\text{val}(s)$ ;
- $\rho$  is a partial configuration on  $V_r$ , the initial configuration on the vertices not controlled by the player.

The tree-like rotor game is *stopping* if and only if the induced rotor graph  $(V_0, S_0, \mathcal{A}, h, t, \theta_v)$  is stopping.

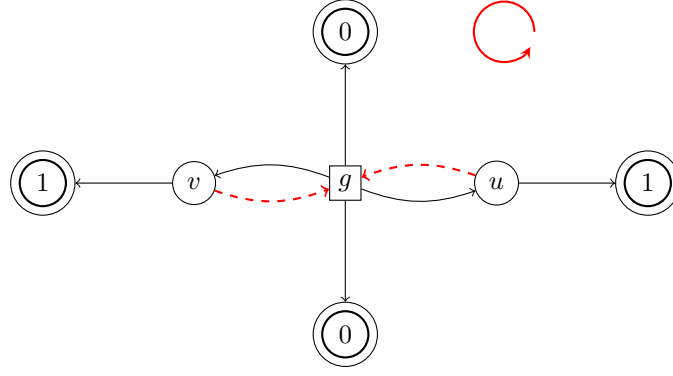
The player is called  $\mathcal{MA}\mathcal{X}$ , and a *strategy* for  $\mathcal{MA}\mathcal{X}$  is a partial rotor configuration on  $V_{\mathcal{MA}\mathcal{X}}$ . We denote by  $\Sigma_{\mathcal{MA}\mathcal{X}}$  the finite set of strategies for this player.

Consider a partial rotor configuration  $\rho$  on  $V_r$  together with strategy  $\sigma$  and denote by  $(\rho, \sigma)$  the rotor configuration where we apply the partial configuration  $\rho$  or  $\sigma$  depending on whether the vertex is in  $V_r$  or  $V_{\mathcal{MA}\mathcal{X}}$ .

The *value of the game* for strategy  $\sigma$  and starting vertex  $u_0$  is denoted by  $\text{val}_\sigma(u_0)$  and is equal to  $\text{val}(s)$  where  $s$  is the sink reached by a maximal rotor walk from the rotor particle configuration  $((\rho, \sigma), u_0)$  if any, and 0 otherwise. As in the zero-player framework, up to computing strongly connected components that do not contain sinks and replacing each of them with a sink of value 0, we can suppose that the tree-like rotor game is stopping. In the following, all rotor games we consider are tree-like and stopping unless stated otherwise.

When  $u_0$  is fixed, the maximal value of  $\text{val}_\sigma(u_0)$  over all strategies  $\sigma \in \Sigma_{\mathcal{MA}\mathcal{X}}$  is called the *optimal value* of the game with starting vertex  $u_0$  and is denoted by  $\text{val}^*(u_0)$ . Any strategy  $\sigma \in \Sigma_{\mathcal{MA}\mathcal{X}}$  such that  $\text{val}_\sigma(u_0) = \text{val}^*(u_0)$  is called an *optimal strategy* for the game starting in  $u_0$ . Observe that optimal strategies may depend on the choice of  $u_0$  as illustrated in Figure 10. The one-player ARRIVAL problem consists in computing the optimal value of a given starting vertex in a one-player rotor game.

First, we study the case where the values of the sinks are binary, then we adapt those results to the case of nonnegative integer values, and finally we present our results for some different set of strategies.



■ **Figure 10** Simple graph where the optimal strategy depends on the starting vertex  $u_0$ , with  $V_{\mathcal{MAX}} = \{g\}$ , with  $u, v \in V_0$  and with all other vertices being sinks. As in previous examples, the starting configuration is depicted by red arcs in dashes, and the rotor order on all vertices is an anticlockwise order on their outgoing arcs. In the case  $u_0 = v$ , the only optimal strategy is  $\sigma(g) = (g, v)$  and the game has value 1. In the case  $u_0 = u$ , the only optimal strategy is  $\sigma(g) = (g, u)$  and the game has value 1.

### 6.1 One-player binary rotor game

In this subsection, we restrict the game to the case where values of sinks are binary numbers i.e.  $\text{val}(s) \in \{0, 1\}$  for all  $s \in S_0$ . Recall that in the tree-like rotor graph,  $T_{(u,v)}$  denotes the  $(u, v)$ -subtree. We extend this notation to denote the one-player, not necessarily stopping, game played on the  $(u, v)$ -subtree where we restrict  $V_{\mathcal{MAX}}$  and  $V_r$  to the subtree. For this game, we only consider the case where the starting vertex is  $u$ .

► **Definition 49** (Value under strategy). *Let  $(u, v)$  be an arc of  $\hat{\mathcal{A}}$ . Given a strategy  $\sigma$  for the  $(u, v)$ -subtree, we denote by  $\text{val}_\sigma(u, v)$  (resp.  $\text{val}^*(u, v)$ ) the value of the game under strategy  $\sigma$  (resp. under an optimal strategy) in  $T_{(u,v)}$ . This is called the value (resp. the optimal value) of the arc  $(u, v)$  for strategy  $\sigma$ .*

► **Definition 50** (Optimal return flow  $r^*$ ). *Let  $(u, v)$  be an arc of  $\hat{\mathcal{A}}$ . If  $\text{val}^*(u, v) = 0$ , then  $r^*(u, v)$  is defined as the maximum of  $r_\sigma(u, v)$  over all strategies  $\sigma$  on  $T_{(u,v)}$ , otherwise it is the minimum of  $r_{\sigma^*}(u, v)$  among optimal strategies  $\sigma^*$  on  $T_{(u,v)}$ .*

The next lemma connects the value  $\text{val}_\sigma(u)$  with the value of the last outgoing arc of vertex  $u$  while processing a maximal rotor walk from the rotor-particle configuration  $((\rho, \sigma), u)$ .

► **Lemma 51.** *Let  $a$  be an arc of  $\mathcal{A}^+(u)$  such that  $D(\rho, \sigma)(u) = a$  with  $h(a) = v$ . We have  $\text{val}_\sigma(u) = \text{val}_\sigma(u, v)$ .*

To recursively compute an optimal strategy, we need a stronger notion of optimality, namely a *subtree optimal strategy*.

► **Definition 52** (Subtree optimal strategy). *A strategy  $\sigma^*$  is subtree optimal at  $u_0$  if it is optimal at  $u_0$  and, moreover,  $\text{val}_{\sigma^*}(u, v) = \text{val}^*(u, v)$  and  $r_{\sigma^*}(u, v) = r^*(u, v)$  for every  $(u, v)$ -subtree such that  $(u, v)$  is directed from  $u_0$  towards the leaves.*

Instead of recursively computing only the return flow as in the zero-player game, we now propagate both the optimal value and the optimal return flow to construct a subtree optimal strategy. Here, we give an equivalent to Lemma 45 for the one-player game that details how to recursively compute  $\text{val}^*$  and  $r^*$ .

► **Lemma 53.** *Let  $(u, v) \in \hat{\mathcal{A}}$ . For every  $(v, w)$ -subtree with  $w \in \Gamma^+(v) \setminus \{u\}$ , assume that there is a strategy  $\sigma_w^*$  that is subtree optimal. Let  $\sigma_v$  be a strategy on the  $(u, v)$ -subtree  $T_{(u,v)}$  such that  $\sigma_v(z) = \sigma_w^*(z)$  when  $z \in T_{(v,w)} \cap V_{\mathcal{MAX}}$  and  $z \neq v$ . Furthermore, if  $v \in V_{\mathcal{MAX}}$ , let  $\Sigma_v$  be the set of strategies defined on  $T_{(u,v)}$  that agree with  $\sigma_v$  on every vertex but  $v$ . We consider two cases:*

- *if  $\text{val}_{(u,v)}^* = 0$ ,  $\sigma_v(v)$  is a strategy in  $\Sigma_v$  that maximizes the return flow on  $(u, v)$ ;*
- *if  $\text{val}_{(u,v)}^* = 1$ ,  $\sigma_v(v)$  is a strategy in  $\Sigma_v$  that is optimal and minimizes the return flow on  $(u, v)$ .*

*Then  $\sigma_v$  is subtree optimal on  $T_{(u,v)}$ .*

**Proof.** We suppose that  $v \in V_{\mathcal{MAX}}$ . The case  $v \notin V_{\mathcal{MAX}}$  can be treated similarly and is omitted.

By assumption, the restriction of  $\sigma_v$  to every subtree  $T_{(w,z)}$ , where  $(w, z)$  is an arc of  $T_{(u,v)}$  different from  $(u, v)$ , and directed from  $u$  towards the leaves, is subtree optimal. It remains to show that  $\text{val}_{\sigma_v}(u, v) = \text{val}^*(u, v)$  and  $r_{\sigma_v}(u, v) = r^*(u, v)$ .

- Assume that  $\text{val}^*(u, v) = 0$ . In this case, we have  $\text{val}_{\sigma_v}(u, v) = \text{val}^*(u, v) = 0$  as for any strategy.

For the return flow, we consider different cases.

If  $(v, u) \notin \hat{\mathcal{A}}$ , then  $r_{\sigma}(u, v) = 1$  for every strategy  $\sigma$  on  $T_{(u,v)}$ , so  $r_{\sigma_v}(u, v) = 1 = r^*(u, v)$  is maximal. If  $(v, u) \in \hat{\mathcal{A}}$  and  $r^*(v, w) = +\infty$  for every  $w \in \Gamma^+(v) \setminus \{u\}$ , then  $r_{\sigma}(u, v) = +\infty$  for every strategy  $\sigma$  on  $T_{(u,v)}$ , in particular  $r_{\sigma_v}(u, v) = +\infty = r^*(u, v)$ .

Finally, if  $(v, u) \in \hat{\mathcal{A}}$  and there is  $w$  such that  $r^*(v, w) < +\infty$ , let  $w_0 = h(D(\rho, \sigma_v)(v))$  (defined in the stopping rotor graph  $T_{(u,v)}$ ) and consider a strategy  $\sigma$  defined on  $T_{(u,v)}$  with  $\sigma(v) = \sigma_v(v)$ . By Lemma 51, we have  $\text{val}_{\sigma_v}(v) = \text{val}_{\sigma_v}(v, w_0)$  hence  $\text{val}_{\sigma_v}(v, w_0) = 0$ . Since  $\sigma_v$  is subtree optimal on the  $(v, w_0)$ -subtree, it follows that  $\text{val}^*(v, w_0) = 0$  and then  $\text{val}_{\sigma}(v, w_0) = 0$  and finally we have  $r_{\sigma}(v, w_0) \leq r_{\sigma_v}(v, w_0)$ .

We have  $\sigma(v) = \sigma_v(v)$  and  $w_0$  is such that  $r_{\sigma}(v, w_0) \leq r_{\sigma_v}(v, w_0)$ . Following Lemma 44 applied to  $v$ ,  $w_0 \in \bar{\Gamma}$ , and then  $F_{\sigma}(v, u) \leq F_{\sigma_v}(v, u)$ . By Lemma 42, we have  $r_{\sigma}(u, v) = F_{\sigma}(v, u) + 1$  and  $r_{\sigma_v}(u, v) = F_{\sigma_v}(v, u) + 1$ . This implies that  $r_{\sigma}(u, v) \leq r_{\sigma_v}(u, v)$ . Since  $\sigma_v(v)$  is chosen so that to maximize the return flow on the set of strategies  $\Sigma_v$  the result follows.

- Assume that  $\text{val}^*(u, v) = 1$ . We first show that there is an optimal strategy in  $\Sigma_v$ .

For this, consider an optimal strategy  $\sigma^*$  on  $T_{(u,v)}$  and let  $w_0 = h(D(\rho, \sigma^*)(v))$ . By Lemma 51, it follows that  $\text{val}_{\sigma^*}(v, w_0) = 1$  and then  $\text{val}^*(v, w_0) = 1$ . Let  $\sigma$  be the strategy in  $\Sigma_v$  such that  $\sigma(v) = \sigma^*(v)$ . Since  $\sigma$  is subtree optimal on  $T_{(v,w_0)}$  we have  $r_{\sigma^*}(v, w_0) \geq r_{\sigma}(v, w_0)$ . On the other hand, let  $W$  be the set of vertices  $w \in \Gamma^+(v) \setminus \{u\}$  such that  $\text{val}^*(v, w) = 0$ . On this set  $r_{\sigma^*}(v, w) \leq r_{\sigma}(v, w)$ , i.e.  $w \notin \bar{\Gamma}$  following the notation of Lemma 44. Hence  $D(\rho, \sigma)(v) \notin W$  which implies  $\text{val}_{\sigma}(u, v) = 1$ .

Now, showing that  $r_{\sigma_v}(u, v) = r^*(u, v)$  is done exactly the same way as the case  $\text{val}^*(u, v) = 0$ .

◀

Note that if  $v \in S_0$ , then there is no decision to make in  $T_{(u,v)}$ , and the empty strategy is subtree optimal. Otherwise, Lemma 53 shows inductively that such subtree optimal strategy exists for any  $T_{(u,v)}$  where  $(u, v) \in \hat{\mathcal{A}}$ .

As a second remark, Lemma 53 can straightforwardly be adapted to the case where the player seeks to minimize the value, by swapping the role of subtrees of value 0 and 1. This will be used in next section when we consider a two-player game.



However, this process requires to determine  $\sigma_v(v)$  which minimizes or maximizes (depending of the optimal value of arc  $(u, v)$ ) the return flow. To avoid an additional  $|A^+(v)|$  factor in the time complexity by trying all possible choices for  $\sigma_v(v)$ , we propose Algorithm 3 which runs in time  $O(|\Gamma^+(v)| \cdot c(r_{\max}, |\mathcal{A}|))$ . In this algorithm,  $a_s$  is an arc that will try all possible starting configurations on  $v$  in the IRR ; whereas  $a_e$  is the corresponding output arc, i.e. the destination arc if we start in  $a_s$ . The important fact here is that, when  $a_s$  is incremented by  $\theta_v$ ,  $a_e$  possibly moves in the cyclic ordering but can never make a full turn and go beyond  $a_s$ ; this is because the loop part of the IRR never makes a full turn. During this process, we just keep track of the maximum and minimum return flows depending on the value of the subtree in the direction  $a_e$ .

Now, in the same spirit than for the zero-player game, we can use Lemma 53 as the basis of a recursive algorithm for computing  $\text{val}^*(u, v)$  and  $r^*(u, v)$  for all  $(u, v) \in \hat{\mathcal{A}}$  directed from  $v_0$  towards the leaves. This leads to our main theorem.

► **Theorem 54** (Computation of  $\text{val}^*(u_0)$ ). *The optimal value  $\text{val}^*(u_0)$  can be computed in the same time complexity as the computation of  $D(\rho)$  in the zero-player game (see Theorem 47).*

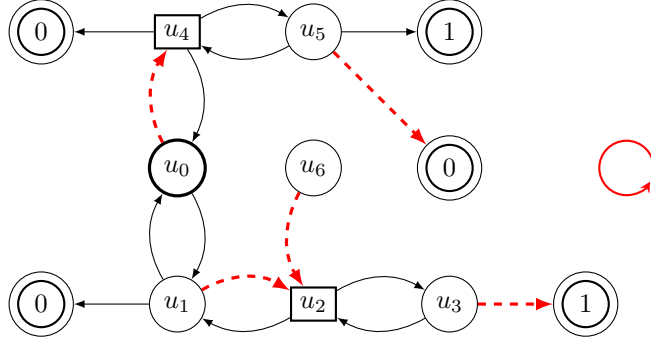
**Proof.** By using Lemma 53, we recursively compute  $\text{val}^*(u, v)$  and  $r^*(u, v)$  for all arcs  $(u, v) \in \hat{\mathcal{A}}$  such that  $(u, v)$  is directed from  $u_0$  towards the leaves. Several cases are considered:

- if  $v \in S_0$  then  $\text{val}^*(u, v) = \text{val}(v)$  and  $r^*(u, v) = 1$ ;
- otherwise we run Algorithm 3.

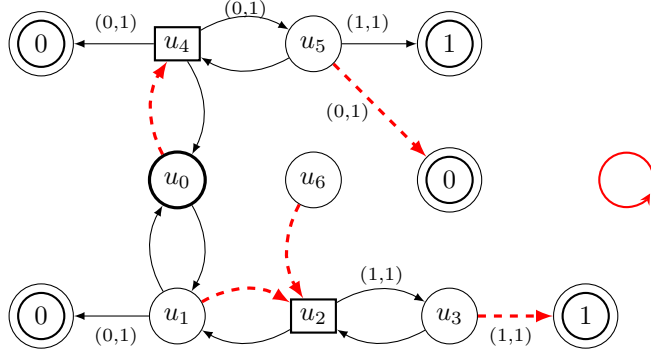
This process is done at most once for each vertex  $v$  which results in the time complexity given in the statement of the theorem.

It remains to compute  $\text{val}^*(u_0)$  knowing  $\text{val}^*(u_0, w)$  and  $r^*(u_0, w)$  for every  $w \in \Gamma^+(u_0)$ . For this, we run Algorithm 3 on arc  $(z, u_0)$  with  $z$  being a fictive vertex such that the only arc incident to  $z$  is  $(z, u_0)$ ,  $r$  and  $\text{val}$  are  $r^*(u_0, w)$  and  $\text{val}^*(u_0, w)$  respectively for every  $w \in \Gamma^+(u_0)$ . Then the binary value returned by the algorithm is  $\text{val}^*(z, u_0)$ . But in the  $(z, u_0)$ -subtree, the first step leads the particle to vertex  $u_0$  and then never goes back to  $z$ : the run is then similar to the run starting at  $u_0$  in the tree-like rotor game. Hence  $\text{val}^*(z, u_0) = \text{val}^*(u_0)$ . ◀

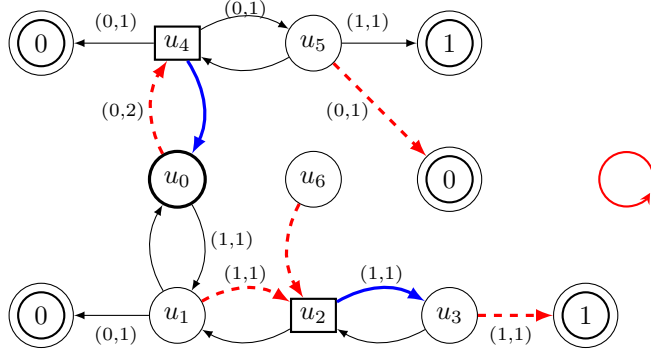
Some remarks are in order here. (i) The algorithm used to compute  $\text{val}^*(u_0)$  provides the optimal value of  $u_0$  as well as a subtree optimal strategy at  $u_0$  for every decisional vertex. A tutorial example is given in Figure 11. (ii) In the case of a simple graph, one can compute  $\text{val}^*(u_0)$  for every vertex  $u_0$  with the same time complexity as in Theorem 54 as detailed in Section 8.



(a) Consider the one-player tree-like rotor game above with  $u_0$  being the starting vertex,  $V_{\mathcal{MAX}} = \{u_2, u_4\}$  (depicted by squares),  $V_r = \{u_0, u_1, u_3, u_5, u_6\}$ ,  $\rho$  being the partial configuration on vertices of  $V_r$  (depicted by the red arcs in dashes) and  $\theta$  being the anticlockwise order on the outgoing arcs of each vertex (depicted by the cycling arrow on the right). The set  $S_0$  contains all other vertices. Each of these sinks is represented by two circles with its value written inside.



(b) We run the first 8 steps that does not involve a positional vertex of our algorithm recursively from the leaves and write the couple  $(\text{val}^*(u, v), r^*(u, v))$  next to each arc  $(u, v)$  directed from  $u_0$  towards the leaves.

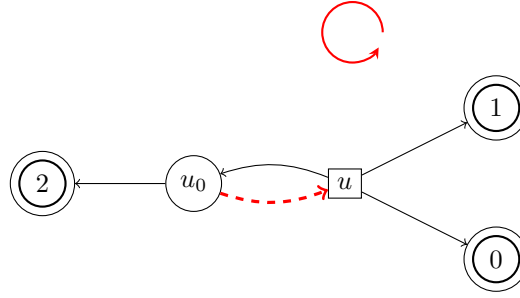


(c) We proceed three more steps of our algorithm and compute  $\sigma^*(u_2)$  and  $\sigma^*(u_6)$  while doing so. The strategy  $\sigma^*$  is depicted by blue arcs. From here, we deduce that  $\text{val}^*(u_0) = 1$  thanks to Theorem 54.

■ **Figure 11** Computation of  $\text{val}^*$  and  $r^*$  using Theorem 54.

## 6.2 One-player integer rotor game

We now turn to the case where  $\text{val}(s)$  is no longer restricted to be a binary value. The main difference with the binary case is that there may not exist a subtree optimal strategy as illustrated in Figure 12. In this example the value 1 is an intermediate sink value (neither maximal not minimal), hence it cannot be decided with the only knowledge of the subtree optimal strategy on the  $(v_0, v)$ -subtree whether the return flow should be minimized in order to try reaching this sink or maximized if a sink with higher value can be reached in the rest of the graph. The knowing of  $\text{val}^*(u, v)$  and  $r^*(u, v)$  that was enough in the binary case, is not sufficient anymore for computing the optimal value recursively. In the case of simple graphs, we show in Subsubsection 8.2.2 that we can add information on the subtrees in order to compute the optimal value in linear time complexity, but this technique does not extend to multigraphs.



■ **Figure 12** Example of a tree-like rotor game that does not admit a subtree optimal strategy. Here,  $u \in V_{\mathcal{M}\mathcal{A}\mathcal{X}}$  and  $u_0 \in V_r$ . All other vertices belong to  $S_0$  and their value is written inside them. The initial configuration of  $u_0$  is the red arc in dashes. In the  $(u_0, u)$ -subtree, the only optimal strategy is to direct  $u$  towards the sink of value 1 which gives value 1 with return flow 1. In the entire game with starting vertex  $u_0$ , the value of this strategy is 1. But the optimal value is 2 which is obtained by directing  $u$  towards the sink of value 2.

Despite that, Theorem 54 can be used as a basis of a bisection (dichotomy) method for computing the optimal value. For this, consider the decision problem of determining whether a sink of value at least  $x$  can be reached. We can solve it by introducing a binary game obtained by replacing all values that are greater or equal to  $x$  by one and the others by zero. It should be clear that the value of the binary game is one if and only if a sink of value at least  $x$  can be reached in the initial game. All in all, the non-binary game can be solved in  $O(\log(|S_0|))$  such iterations. Knowing the optimal value, say  $v^*$ , an optimal strategy can be computed by solving the binary associated game where threshold  $x$  is chosen equal to  $v^*$ .

## 6.3 One-player Rotor Game: Other Set of Strategies

Here we briefly discuss some variants of this game, where the player can choose from a different set of strategies than just the initial configurations on the vertices of  $V_{\mathcal{M}\mathcal{A}\mathcal{X}}$ .

1. Let us consider the set of strategies where the player can freely decide the rotor order on vertices he controls and the starting configuration on it. Consider an arc  $(u, v) \in \hat{\mathcal{A}}$  and assume that  $r^*(v, w)$  and  $\text{val}^*(v, w)$  are known for every  $w \in \Gamma^+(v) \setminus u$ . One can compute a subtree optimal strategy on the  $(u, v)$ -subtree in the same way than for the previous binary case but where the return flows are either  $r_\sigma(u, v) = q_{\min} * |\mathcal{A}_{(u, v)}|$  if  $\text{val}^*(u, v) = 1$  (all occurrences of an arc with head  $u$  are placed at the end of the rotor order) or  $r_\sigma(u, v) = (q_{\min} + 1) * |\mathcal{A}_{(u, v)}|$  if  $\text{val}^*(u, v) = 0$  (all occurrences of an arc with

head  $u$  are placed at the beginning of the rotor order). This also simplifies the integer case consequently.

2. Let us consider the infinite set of strategies where the player can choose at each step of the rotor walk the orientation of the vertices he controls (as in [5]). For a vertex  $v \in V_{\mathcal{MAX}}$ , the player can choose to put the return flow on any outgoing arc of  $v$  to either 1 or  $+\infty$ . Consider an arc  $(u, v) \in \hat{\mathcal{A}}$  and assume that  $r^*(v, w)$  and  $\text{val}^*(v, w)$  are known for every  $w \in \Gamma^+(v) \setminus u$ . A subtree optimal strategy is easily computed by choosing the strategy to always go towards a vertex  $w$  if  $\text{val}^*(v, w) = 1$  and if not to choose the strategy that maximizes the value of  $r_\sigma(u, v)$ . In particular, if there exists an arc  $(v, u) \in \hat{\mathcal{A}}$  the strategy on  $v$  would be to always go towards  $(v, u)$ . Once again, the integer case is simplified consequently.

## 7 Two-player rotor game

We now consider a zero-sum version of the game with two players, where players control distinct subsets of vertices of  $V_0$ , one trying to maximize the value of the sink that is reached whereas the other one tries to minimize it. Similar game has been studied in [15] and shown to be P-SPACE complete.

More formally, a two-player rotor game (resp. two-player tree-like rotor game) is given by  $(V_r, V_{\mathcal{MAX}}, V_{\mathcal{MIN}}, S_0, \mathcal{A}, h, t, \theta, \text{val}, \rho)$  where  $V_r, V_{\mathcal{MAX}}, V_{\mathcal{MIN}}$  and  $S_0$  are disjoint sets of vertices, such that  $(V_r \cup V_{\mathcal{MIN}}, V_{\mathcal{MAX}}, S_0, \mathcal{A}, h, t, \theta, \text{val}, (\rho, \tau))$  and  $(V_r \cup V_{\mathcal{MAX}}, V_{\mathcal{MIN}}, S_0, \mathcal{A}, h, t, \theta, \text{val}, (\rho, \sigma))$  are one-player rotor games (resp. one-player tree-like rotor games) and  $\rho$  (resp.  $\tau, \sigma$ ) is a partial configuration on  $V_r$  (resp.  $V_{\mathcal{MIN}}, V_{\mathcal{MAX}}$ ). In the first game the player called  $\mathcal{MAX}$  seeks to maximize the value of the sink reached, whereas in the second game, the player called  $\mathcal{MIN}$  tries to minimize it. A strategy for player  $\mathcal{MAX}$  (respectively player  $\mathcal{MIN}$ ) is a partial rotor configuration on  $V_{\mathcal{MAX}}$  (respectively on  $V_{\mathcal{MIN}}$ ). We denote by  $\Sigma_{\mathcal{MAX}}$  and  $T_{\mathcal{MIN}}$  the sets of strategies for these players.

Consider a partial rotor configuration  $\rho$  on  $V_r$  together with strategies  $\sigma$  and  $\tau$  for  $\mathcal{MAX}$  and  $\mathcal{MIN}$ , we denote by  $(\rho, \sigma, \tau)$  the rotor configuration where we apply the partial configuration  $\rho, \sigma$  or  $\tau$  depending on whether the vertex is in  $V_r, V_{\mathcal{MAX}}$  or  $V_{\mathcal{MIN}}$ . The value of the game for strategies  $\sigma, \tau$  and starting vertex  $v_0$  is denoted by  $\text{val}_{\sigma, \tau}(v_0)$  and has value  $\text{val}(s)$  where  $s$  is the sink reached by a maximal rotor walk from the rotor particle configuration  $((\rho, \sigma, \tau), v_0)$  if any, or 0 otherwise. As we did for one player, we assume in the following that all rotor games are tree-like and stopping.

When  $v_0$  and  $\rho$  are fixed, this defines a zero-sum game where  $\mathcal{MAX}$  and  $\mathcal{MIN}$  try respectively to maximize and minimize the value of the game by choosing an appropriate strategy, respectively in  $\Sigma_{\mathcal{MAX}}$  and  $T_{\mathcal{MIN}}$ .

Usually, such a zero-sum game does not always have an equilibrium in pure strategies and so-called mixed (i.e. stochastic) strategies are required; this is the case in the example of Figure 13 where the given graph is not tree-like. However, in the case of tree-like multigraph we prove the following theorem.

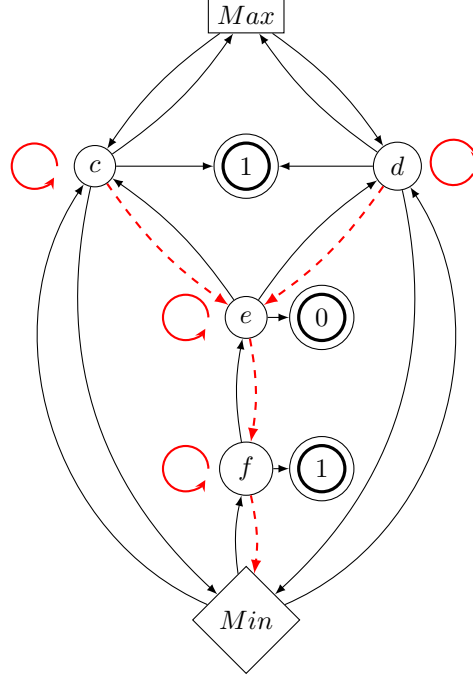
► **Theorem 55** (Existence of pure strategy Equilibrium). *Let  $G$  be a tree-like two-player rotor game together with a starting vertex  $v_0$ . Then there are an integer value  $\text{val}^*$  and two strategies  $\sigma^*, \tau^*$  such that*

- (i)  $\forall \tau \in T_{\mathcal{MIN}}, \text{val}_{\sigma^*, \tau}(v_0) \geq \text{val}^*$
- (ii)  $\forall \sigma \in \Sigma_{\mathcal{MAX}}, \text{val}_{\sigma, \tau^*}(v_0) \leq \text{val}^*$

*We call  $\text{val}^*$  the value of the game and the pair  $(\sigma^*, \tau^*)$  is a pure strategy equilibrium.*

Furthermore  $\text{val}^*$  can be computed in the same time complexity as the computation of  $D(\rho)$  in the zero-player game (see Theorem 47).

This theorem is proved by following the same scheme as for the one player game: firstly, we consider the binary case, and then the general case follows by dichotomy. A constructive proof is given in both cases.



■ **Figure 13** This example is a simple undirected graph where each edge is replaced by two arcs. We have  $V_{\mathcal{MAX}} = \{Max\}$ ,  $V_{\mathcal{MIN}} = \{Min\}$  and  $V_0 = \{c, d, e, f\}$  and  $S_0$  is the rest of the vertices with their value written inside them. The particle starts on the vertex  $Max$ . In this game, the only optimal strategy for  $\mathcal{MAX}$  when the strategy for  $\mathcal{MIN}$  is the arc  $(Min, x)$  with  $x \in \{c, d\}$  is  $(Max, x)$ . On the other hand the only optimal strategy for  $\mathcal{MIN}$  when the strategy for  $\mathcal{MAX}$  is the arc  $(Max, c)$  (resp.  $(Max, d)$ ) is  $(Min, d)$  (resp.  $(Min, c)$ ). The situation is like the classical matching pennies game where one player tries to match the strategy of the opponent whereas the other player has the opposite objective. It is known that such game does not admit a Nash equilibrium in pure strategies.

## 7.1 Two-player binary rotor game

In this subsection, we restrict the game to the case where values of sinks are binary numbers i.e.  $\text{val}(s) \in \{0, 1\}$  for all  $s \in S_0$ .

Given a game  $G$ , we define  $G(., \tau)$  (resp  $G(\sigma, .)$ ) as the one player  $\mathcal{MAX}$  (resp.  $\mathcal{MIN}$ ) game where  $\tau$  (resp.  $\sigma$ ) is a partial configuration defined on  $V_{\mathcal{MIN}}$  (resp.  $V_{\mathcal{MAX}}$ ).

► **Definition 56** (Subtree optimal equilibrium). *A pair of strategies  $\sigma^*, \tau^*$  is a subtree equilibrium at  $v_0$  if  $\sigma^*$  (resp.  $\tau^*$ ) is subtree optimal at  $v_0$  in the one-player game  $G(., \tau^*)$  (resp.  $G(\sigma^*, .)$ ).*

► **Lemma 57.** *For any  $(u, v) \in \hat{\mathcal{A}}$  and  $v_0 \in V$ , there is a subtree equilibrium at  $v_0$  for the two-player game on  $T_{(u, v)}$ .*

**Proof.** This is showed by induction.

This is clearly true if  $v \in S_0$ .

Otherwise, let  $(u, v) \in \hat{\mathcal{A}}$ . Assume that there is a subtree equilibrium  $(\sigma_w^*, \tau_w^*)$  for every  $(v, w)$ -subtree with  $w \in \Gamma^+(v) \setminus \{u\}$ . Consider the pairs of strategies  $\sigma_v, \tau_v$  defined on  $T_{(u,v)}$  such that  $\sigma_v(z) = \sigma_w^*(z)$  if  $z \neq v$  and  $z \in T_{(v,w)}$  and  $\tau_v(z) = \tau_w^*(z)$  if  $z \neq v$  and  $z \in T_{(v,w)}$ .

Using Lemma 53:

- if  $v \in V_r$  then  $\sigma_v$  (resp.  $\tau_v$ ) is subtree optimal in  $T_{(u,v)}(\cdot, \tau_v)$  (resp.  $T_{(u,v)}(\sigma_v, \cdot)$ );
- if  $v \in V_{\mathcal{MAX}}$  then we choose  $\sigma_v(v)$  as in Lemma 53 so that  $\sigma_v$  is subtree optimal in  $T_{u,v}(\cdot, \tau_v)$ ; on the other side  $\tau_v$  remains subtree optimal in  $T_{u,v}(\sigma_v, \cdot)$ ;
- we proceed similarly if  $v \in V_{\mathcal{MIN}}$ .

◀

This proves the existence of pure strategy Equilibrium as stated in Theorem 55. Using a minimax-like algorithm gives the time complexity claimed in the theorem.

## 7.2 Two-player integer rotor game

By analogy with the one-player case, we can search the value of the game  $\text{val}^*$  in a dichotomic way. Recall that it is defined as the maximal value that player  $\mathcal{MAX}$  can guarantee against any strategy of  $\mathcal{MIN}$ . To know if  $\mathcal{MAX}$  can guarantee at least value  $x$ , it suffices to solve the binary game obtained by replacing all values of sinks greater or equal than  $x$  by 1 and the other by 0. Then, the value of the binary game is 1 if and only if the value of the initial game is at least  $x$ . By iterating this,  $\text{val}^*$  can be determined by solving  $O(\log(|S_0|))$  binary games.

Once  $\text{val}^*$  is known, an equilibrium strategy  $(\sigma^*, \tau^*)$  can be computed by considering the binary game where the value of the sinks of value  $\text{val}^*$  is replaced by 1 and the others by 0. The equilibrium strategy of the binary game is also an equilibrium for the initial game.

## 8 Simple graph

In this section we consider simple graphs i.e. graphs such that for each vertex  $v \in V$ , there is at most one arc in  $\mathcal{A}$  with head  $w$  such that  $w \in \mathcal{A}^+(v)$ . We show specific results for this kind of graphs: firstly we give a formula allowing to propagate the return flow without using the routine and then we show that this helps to efficiently solve the decisional framework when the values are not restricted to be binary.

We introduce some notations that will be useful in the rest of this section. Consider two arcs of  $\mathcal{A}^+(v)$ , to measure which one is reached first by successive rotor order operations starting on a particular arc  $a \in \mathcal{A}^+(v)$  we define the *distance in a rotor orbit*.

► **Definition 58** (Distance in a rotor orbit). *Given a vertex  $v$  and  $a, b \in \mathcal{A}^+(v)$ , we denote by  $d_v(a, b)$  the smallest  $i \geq 0$  such that  $\theta_v^i(a) = b$ .*

The following operator basically checks which arc between  $b$  and  $c$  is encountered first while listing the orbit of  $\theta_v$  starting from  $a$ .

► **Definition 59.** *Let  $a, b, c$  be arcs of  $\mathcal{A}^+(v)$ . We define the operator  $B_v$  such that  $B_v(a, b, c) = 1$  if  $d_v(a, b) \leq d_v(a, c)$  and  $B_v(a, b, c) = 0$  if not.*

### 8.1 Zero-player game

In a simple graph we have that  $|\Gamma^+(u)|$  is equal to  $|\mathcal{A}^+(u)|$ . So each time that the rotor makes one full turn at vertex  $u$ , the particle travels exactly once between  $u$  and  $v$  for each  $v \in \Gamma^+(u)$ . Consequently, we have the following result.

► **Lemma 60.** *If  $D(\rho)(u) = (u, v)$  then all arcs  $(u, w)$  of  $\mathcal{A}^+(u)$  have been visited exactly  $r_\rho(u, v) + B_u(\rho(u), (u, w), (u, v))$  times.*

This allows to compute  $D(\rho)(u)$  from the return flows of the outgoing arcs of  $u$  as is stated in next lemma.

► **Lemma 61.** *The arc  $D(\rho)(u)$  is the first one with respect to order  $\theta_u$  starting at  $\rho(u)$  among all arcs of  $\mathcal{A}^+(u)$  with minimal return flow. The flow on all arcs  $(u, v) \in \hat{\mathcal{A}}$  can be computed in time  $O(|\Gamma^+(u)|)$ .*

**Proof.** Assume that  $D(\rho)(u) = (u, v)$ . From Lemma 60, all arcs  $(u, w)$  are visited exactly  $F_\rho(u, w) = r_\rho(u, v) - B_u(\rho(u), (u, v), (u, w))$  times during the maximal rotor walk starting from  $(\rho, u)$ . Note that for all  $w \in \Gamma^+(u)$   $B_u(\rho(u), (u, v), (u, w))$  can be computed in time  $O(|\Gamma^+(u)|)$  by applying  $\theta_u$  successively starting from  $\rho(u)$ .

Then, for all  $w \in \Gamma^+(u) \setminus v$ , we have:

$$r_\rho(u, w) > F_\rho(u, w) = r_\rho(u, v) - B_u(\rho(u), (u, v), (u, w)) \geq r_\rho(u, v) - 1$$

where the first inequality comes from Lemma 42. This gives  $r_\rho(u, v) < 1 + r_\rho(u, w)$ , or, equivalently,  $r_\rho(u, v) \leq r_\rho(u, w)$ . Hence  $r_\rho(u, v)$  is minimal.

On the other side, if  $r_\rho(u, w) = r_\rho(u, v)$  then  $B_u(\rho(u), (u, v), (u, w)) = 1$ , which means that  $v$  is the first arc respect to order  $\theta_u$ , starting at  $\rho(u)$ , among all arcs of  $\mathcal{A}^+(u)$  with minimal return flow.

In that process, we also show the second part of the result i.e. the flow on arc  $(u, w)$  can be computed in time  $O(|\Gamma^+(u)|)$ . ◀

It follows from this lemma that, given the return flows  $r_\rho(u, w)$  for every  $w \in \Gamma^+(u)$ ,  $D(\rho)(u)$  can be computed in time  $O(|\Gamma^+(u)|)$  without calling the routine IRR anymore.

Let  $(u, v) \in \hat{\mathcal{A}}$ . Consider the  $(u, v)$ -subtree and let  $(v, w)$  be the orientation of  $v$  in the Destination Forest in that subtree. From Lemma 60 we have  $r_\rho(u, v) = r_\rho(v, w) + B_v(\rho(v), (v, u), (v, w))$ . Combining this with Lemma 61, we obtain the following recursive computation of  $r_\rho(u, v)$ .

$$r_\rho(u, v) = \min_{w \in \Gamma^+(v) \setminus \{u\}} r_\rho(v, w) + B_v(\rho(v), (v, u), (v, w)) \quad (1)$$

We then have a result similar to that of Lemma 46.

► **Lemma 62 (Simple Retropropagation).** *Given  $v \in V$ , assuming the return flows of all arcs  $(v, w)$  for  $w \in \Gamma^+(v)$  are known, one can compute the return flow of all arcs  $(z, v)$  with  $z \in \Gamma^-(v)$  by applying Equation (1) at most twice in time  $O(\min(|\Gamma^+(v)|, |\Gamma^-(v)|))$ .*

**Proof.** For every vertex  $w \in \Gamma^-(v) \setminus \Gamma^+(v)$  we set  $r_\rho(w, v) = 1$ .

As the graph is stopping, there is at least one vertex  $w \in \Gamma^+(v)$  such that the return flow of  $(v, w)$  is finite. Let  $(v, w_0)$  be the first arc with respect to order  $\theta_v$  starting from  $\rho(v)$  such that  $r_\rho(v, w_0) = \min_{w \in \Gamma^+(v)} r_\rho(v, w)$ . Then, for any  $(w, v)$ -subtree with  $w \in \Gamma^+(v)$  and  $w \neq w_0$ , the last outgoing arc of  $v$  when routing a particle from  $(\rho, v)$  is  $(v, w_0)$ , hence



by Lemma 60, we have  $r_\rho(w, v) = r_\rho(v, w_0) + B_v(\rho(v), (v, w), (v, w_0))$ . Note that all values  $B_v(\rho(v), (v, w), (v, w_0))$  can be computed in time  $O(|\Gamma^+(v)|)$  by iterating  $\theta_v$  from  $\rho(v)$ . It remains to compute  $r_\rho(w_0, v)$  which can be done by applying Equation (1) once more. Eventually, the return flows of all arcs  $(v, w)$  with  $w \in \Gamma^+(v) \setminus \{w_0\}$  might be infinite. In that case, we have  $r_\rho(w_0, v) = +\infty$ .  $\blacktriangleleft$

From, here, we have all the tools to construct our recursive algorithm.

► **Theorem 63** (Complete Destination Algorithm for simple graphs). *The configuration  $D(\rho)$  can be computed in time complexity  $O(|\mathcal{V}|)$ .*

**Proof.** We use the same algorithm as for the multigraph case (see Theorem 47), except that we replace routine IRR used for propagating the return flow by Equation (1), which is more efficient since it does not need a division. And Lemma 46 is replaced by Lemma 62. Since the graph is simple, we have  $|\mathcal{A}| = O(|\mathcal{V}|)$  hence the result.  $\blacktriangleleft$

## 8.2 One-player simple tree-like rotor game

Lemma 64 is a direct consequence of Lemma 60. It characterizes a subset of arcs likely to be the last outgoing arc of  $v$ .

► **Lemma 64.** *Consider a one-player simple tree-like rotor game  $G$ , a vertex  $v \in V$  and a strategy  $\sigma$ . Then, we have  $h(D(\rho, \sigma)(v)) \in \operatorname{argmin}_{w \in \Gamma^+(v)} r_\sigma(v, w)$ .*

This is true in particular for an optimal strategy of the one-player simple tree-like rotor game. Thus, we can propagate the values and return flows more easily than for the one-player tree-like rotor game.

### 8.2.1 Binary Values

► **Lemma 65** (Optimal Values and Return Flows). *Let  $(u, v) \in \hat{\mathcal{A}}$ . The following propositions are true:*

1. *If  $v \in V_r$ , let  $(v, w_f)$  be the last outgoing arc of  $v$  for optimal values and return flows on all arcs  $(v, w)$  with  $w \neq u$ . We have:*

$$\operatorname{val}^*(u, v) = \operatorname{val}^*(v, w_f) \text{ and } r^*(u, v) = r^*(v, w_f) + B_v(\rho(v), (v, u), (v, w_f))$$

2. *If  $v \in V_{\mathcal{MAX}}$  and if there is at least one arc  $(v, w_1)$  with  $w_1 \in \Gamma^+(v) \setminus \{u\}$  such that  $\operatorname{val}^*(v, w_1) = 1$  and  $r^*(v, w_1) = \min_{w \in \Gamma^+(v) \setminus \{u\}} r^*(v, w)$  then,*

$$\operatorname{val}^*(u, v) = 1 \text{ and } r^*(u, v) = \begin{cases} r^*(v, w_1) & \text{if there is an arc } (v, u) \in \hat{\mathcal{A}}; \\ 1 & \text{if not.} \end{cases}$$

3. *If  $v \in V_{\mathcal{MAX}}$  and if there is no arc  $(v, w_1)$  as in Proposition 2, let  $b$  be such that  $b = 1$  if there is an arc  $a \in \mathcal{A}^+(v)$  such that there is no arc of minimal return flow between  $a$  and  $(v, u)$  with respect to rotor order  $\theta_v$  (eventually  $a = (v, u)$ ) and  $b = 0$  if not. Then, we have*

$$\operatorname{val}^*(u, v) = 0 \text{ and } r^*(u, v) = \min_{w \in \Gamma^+(v) \setminus \{u\}} r^*(v, w) + b.$$

*Eventually  $r^*(u, v) = +\infty$ .*

**Proof.** If  $v \in V_r$ , we use Equation (1). Now, we address both propositions where  $v \in V_{\mathcal{MAX}}$ .

1. Let  $(v, w_1)$  be an arc with  $w_1 \in \Gamma^+(v) \setminus \{u\}$  such that  $\text{val}^*(v, w_1) = 1$  and  $r^*(v, w_1) = \min_{w \in \Gamma^+(v) \setminus \{u\}} r^*(v, w)$ . Lemma 60 implies that there is a strategy  $\sigma$  such that  $D(\rho, \sigma) = (v, w_1)$ , hence we have  $\text{val}^*(u, v) = 1$ . We also have that, given any strategy  $\sigma$  such that  $\text{val}_\sigma(u, v) = 1$ , for all  $w$  such that  $\text{val}^*(v, w) = 1$  we have  $r_\sigma(v, w) \geq r^*(v, w) \geq r^*(v, w_1)$ , hence, we have  $r^*(u, v) = r^*(v, w_1)$ .
2. Else, we have that all arcs with minimal return flows have optimal value 1. Obviously, this gives  $\text{val}^*(u, v) = 0$ . Given any strategy  $\sigma$ , for all  $w$  such that  $\text{val}^*(v, w) = 0$ , we have  $r^*(v, w) \geq r_\sigma(v, w)$  hence we have  $\min_{w \in \Gamma^+(v) \setminus \{u\}} r^*(v, w) \geq \min_{w \in \Gamma^+(v) \setminus \{u\}} r_\sigma(v, w)$ . Furthermore, if there is an arc  $a$  such that  $b = 1$ , there is a strategy (namely choosing  $a$  as the starting configuration of  $v$ ) such that  $(v, u)$  is visited  $\min_{w \in \Gamma^+(v) \setminus \{u\}} r^*(v, w) + 1$  times. Hence, we have  $r^*(u, v) = \min_{w \in \Gamma^+(v) \setminus \{u\}} r^*(v, w) + b$ .

◀

By analogy with Lemma 53, we can construct a recursive linear algorithm to compute the optimal value of  $v_0$ . But, contrary to the one-player tree-like rotor game on multigraphs, as the graph is simple, we can also compute in linear time the return flows and values of all arcs of  $\hat{\mathcal{A}}$  that are not directed from  $v_0$  towards the leaves. Indeed, by using conjointly Lemma 62 and Lemma 65 this can be done in at most  $2|\mathcal{A}^+(v)|$  steps for a given vertex  $v$ . This result is properly stated in the following Lemma.

► **Lemma 66** (Optimal Retropropagation). *Given a vertex  $v \in V$  and assuming the return flows and values of all arcs  $(v, w)$  for  $w \in \Gamma^+(v)$  are known, it is possible to compute all optimal return flows and all optimal values of arcs  $(w, v)$  by applying at most twice Equation (1).*

**Proof.** Obviously, if  $v \in V_r$ , this is exactly Lemma 62. So we focus on the case where  $v \in V_{\mathcal{MA}\mathcal{X}}$ .

Let  $\Gamma_{\min}^+(v)$  be  $\text{argmin}_{w \in \Gamma^+(v)} r^*(v, w)$ . From Lemma 64, we have that, no matter the strategy  $\sigma$  chosen on  $v$ ,  $h(D(\rho, \sigma)(v)) \in \Gamma_{\min}^+(v)$ . From here we distinct two cases.

Either there is a vertex  $w_1 \in \Gamma_{\min}^+(v)$  such that  $\text{val}^*(v, w_1) = 1$ . Observe that it might be several of them but we consider only one. In this case, Lemma 65 states that for all arcs  $(w, v)$  with  $w \neq w_1$  we have  $\text{val}^*(w, v) = 1$  and  $r^*(w, v) = r^*(v, w_1)$  if there is an arc  $(v, w)$  and  $r^*(w, v) = 1$  if not. From here we just need to compute  $\Gamma_{\min}^+(v)$  without considering the vertex  $w_1$  and apply Lemma 65 once more. If there is no vertex  $w_1 \in \Gamma_{\min}^+(v)$  such that  $\text{val}^*(v, w_1) = 1$ , choose any vertex  $w_0 \in \Gamma_{\min}^+(v)$ . By using Lemma 65 once again for all arcs  $(w, v)$  with  $w \neq w_0$  we have that  $\text{val}^*(w, v) = 0$  and  $r^*(w, v) = r^*(v, w_0) + 1$  if there is an arc  $(v, w)$  and  $r^*(w, v) = 1$  if not. As for the previous case, we just need to compute  $\Gamma_{\min}^+(v)$  without considering the vertex  $w_0$  and apply Lemma 65 once more.

◀

This allows us to compute the optimal values of all vertices in linear time.

► **Theorem 67.** *Given a one-player binary tree-like rotor game on a simple graph, we can compute the optimal values of all vertices in time complexity  $O(|V|)$ .*

**Proof.** We consider the arcs in the same order than in Theorem 47. For all arcs directed from  $v_0$  towards the leaves, we use Lemma 65. This is done in  $O(|\mathcal{A}|)$  comparisons. Then, for all arcs directed from the leaves towards  $v_0$  we use Lemma 66 which is done in  $O(2|\mathcal{A}|)$  comparisons. Then, we just need to compute the optimal value of each vertex as in the proof of Theorem 54. Which is done in  $|\mathcal{A}|$  comparisons as well.

◀

► Remark 68. This procedure also gives us a subtree optimal strategy for each starting vertex  $v_0$ .

This extension is also valid for the two player binary variant on a simple graph as the subtree optimal equilibrium is preserved for the same reason than in Subsection 7.1.

### 8.2.2 1P-Simple Integer Rotor Game

This last subsection presents another tool: *the constraint*, that allows us to compute the optimal value of the game in linear time for the integer case on a simple graph whereas it is not possible for the general case.

► **Lemma 69** (Strategy  $\sigma_{max}$ ). *Given a vertex  $v_0$ , there is a strategy  $\sigma_{max} \in \Sigma_{MAX}$  such that the return flow is maximal on the arcs with tail  $v_0$ .*

**Proof.** Let  $(u, v) \in \hat{A}$ , suppose that all return flows of arcs  $(v, w) \in \hat{A}$  with  $w \in \Gamma^+(v) \setminus \{u\}$  are maximal. From Equation (1), we have that, no matter the value of the return flow of the arcs  $(v, w)$ , as long as it is maximal, the return flow of  $(u, v)$  is maximal if  $\sigma_{max}(v) = (v, u)$ . If there is no arc  $(v, u)$ , the choice does not matter. This recursively construct the strategy  $\sigma_{max}$ . ◀

Consider an arc  $(v, u) \in V$  such that we know  $r_\sigma(v, w)$  for all  $w \in \Gamma^+(v) \setminus \{u\}$ . Let us quickly study the problem to compute the maximal possible return flow of  $(v, u)$  such that  $D(\rho, \sigma)(v) = (v, u)$ . From Lemma 64, we have that  $r_\sigma(v, u) \leq \min_w r_\sigma(v, w)$ .

Hence, from Lemma 69, we have  $D(\rho, \sigma)(v) = (v, u) \Rightarrow r_\sigma(v, u) \leq \min_w r_{\sigma_{max}}(v, w)$ . This notion is called *constraint* and is defined in Definition 70.

► **Definition 70** (Constraint  $C(u, v)$ ). *Let  $(u, v) \in \hat{A}$ . Let  $w_0, \dots, w_k$  be the vertices of  $\Gamma^+(v) \setminus \{u\}$ . Let  $\sigma_{max}$  be the strategy detailed above. Let  $\sigma_m$  be any strategy equals to  $\sigma_{max}$  on the whole graph except the  $(v, u)$ -subtree. The constraint on the arc  $(u, v)$  is the maximal value  $C(u, v)$  such that  $r_{\sigma_m}(v, u) \leq C(u, v)$  is equivalent to  $D(\rho, \sigma_m)(v) = (v, u)$ .*

► **Lemma 71.** *Consider an arc  $(u, v) \in \hat{A}$  such that  $C(u, v) \leq 0$ , then there is no strategy  $\sigma \in \Sigma_{MAX}$  such that  $D(\rho, \sigma)(v) = (v, u)$ .*

**Proof.** If  $C(u, v) \leq 0$ , then, we have from Definition 70 that  $D(\rho, \sigma_m)(v) = (v, u)$  if  $r_{\sigma_m}(v, u) \leq C(u, v)$ . But, a return flow can not be negative, so there is no strategy  $\sigma_m$  such that the previous equation is true. ◀

► Remark 72. From the previous definition and lemma, we have that for any sink  $s \in S_0$ , if the only ingoing arc of  $s$  denoted by  $(v_s, s)$  is such that  $C(s, v_s)$  is non-negative then, there exists a strategy  $\sigma \in \Sigma_{MAX}$  such that the exit sink of  $v_0$  for the strategy  $\sigma$  is  $s$ .

► **Definition 73** (Reachable Sink). *A sink such that the previous remark is true is called reachable from  $v_0$ .*

To solve our problem we just need to find the sink  $s_{max}$  of maximal value among the reachable sinks which is done in linear time. The strategy  $\sigma(s_{max})$  that consists in directing all vertices towards  $s_{max}$  ensures that this sink is reached. This strategy is equal to strategy  $\sigma_{max}$  on the whole graph except for vertices in the unique directed path from  $v_0$  to  $s_{max}$ . As  $s_{max}$  is reachable, it exists a strategy such that the exit sink of  $v_0$  for this strategy is  $s_{max}$ . Strategy  $\sigma(s_{max})$  is such that for each vertex  $v$ , the arc  $(v, w)$  directed towards  $s_{max}$  has minimum return flow so this implies that the constraint is respected (the return flow is lower

or equal to the constraint) on each arc of the directed path from  $v_0$  to  $s_{\max}$ . Moreover, all other arcs have maximal return flow hence the result.

From here we present the linear process that allows to compute the constraint of all arcs with head in  $S_0$ .

Please remember that for a couple of neighbours  $(u, v)$ , if there is an arc between  $u$  and  $v$  but no arc between  $v$  and  $u$  then  $r_\rho(u, v) = 1$ .

► **Lemma 74** (Constraint around  $v_0$ ). *Let  $\sigma_{\max}$  be the strategy detailed above. For any  $w_i \in \Gamma^+(v_0)$  we have  $C(w_i, v_0)$  equals to :*

- The value  $\min_{w_j \in \Gamma^+(v_0) \setminus \{w_i\}} r_{\sigma_{\max}}(w_j, v_0) - B_{v_0}(\rho(v_0), (v_0, w_j), (v_0, w_i))$  if  $v_0 \in V_r$
- The value  $\min_{w_j \in \Gamma^+(v_0) \setminus \{w_i\}} r_{\sigma_{\max}}(w_j, v_0)$  if  $v \in V_{\mathcal{MAX}}$

Similarly to the return flow, we give a recursive equation that computes the constraint on all arcs directed from  $v_0$  towards the leaves.

► **Lemma 75** (Constraint Propagation). *Let  $(v, w) \in \mathcal{A}$ , let us suppose we know  $C(v, w)$ , let  $w_0, \dots, w_k$  be the vertices of  $\Gamma^+(v) \setminus \{w\}$ , then for any couple  $(w_i, v)$ , we have*

$$C(w_i, v) = \min \begin{cases} \min_{w_j, j \neq i} r_{\sigma_{\max}}(v, w_j) - B_v(\rho(v), (v, w), (v, w_i)); \\ C(v, w) - B_v(\rho(v), (v, w), (v, w_i)) \end{cases}$$

If  $v \in V_{\mathcal{MAX}}$ , the second term is always null as the player can always choose  $\sigma(v) = a$  with  $h(a) = w_i$  and  $t(a) = v$ .

Once again, using this formula to compute all constraints might take more than a linear time, so we give a property similar to Lemma 62 allowing to compute all constraints in linear time.

► **Lemma 76** (Constraint Retropropagation). *Let  $(v, w) \in \mathcal{A}$ , let us suppose we know  $C(v, w)$ , let  $w_0, \dots, w_k$  be the vertices of  $\Gamma^+(v) \setminus \{w\}$ , then computing  $C(w_i, v)$  for all  $w_i$  can be done by computing  $C(w_i, v)$  for two elements  $w_i$  of  $\Gamma^+(v) \setminus \{w\}$ .*

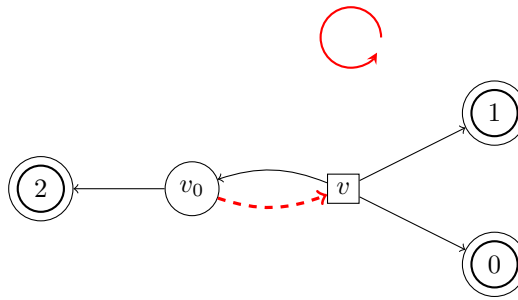
**Proof.** Same proof than for Lemma 62 if the vertex belongs to  $V_r$ . If  $v \in V_{\mathcal{MAX}}$ , we also use Lemma 62 but with  $B_v(\rho(v), (v, w), (v, w_i)) = 0$  for all  $w_i \in \Gamma^+(v) \setminus \{w\}$ . ◀

► **Theorem 77.** *We can compute the value of a one-player tree-like rotor game in linear time  $O(V)$ .*

**Proof.** We consider the arcs in the same order than in Theorem 47. For all arcs directed from  $v_0$  towards the leaves, we compute the maximal return flows. Then, for all arcs with head  $v_0$  we use Lemma 74 and finally we use Lemma 75 to compute the constraint on all other arcs. Each arc is considered at most two times so the complexity of these steps sums up to  $O(2|A|)$ . After that, the value of the game is the reachable sink with maximal value which is computed in  $O(|V|)$ . As the graph is tree-like and simple we have  $|A| \leq 2|V|$  hence our complexity result. ◀

As a concluding example, let us apply this Theorem to Figure 12 to compute the correct value of the game.

First, compute the return flows of arcs  $(v_0, 2)$  and  $(v_0, v)$  under strategy  $\sigma_{\max}$ . We have  $r_{\sigma_{\max}}(v_0, 2) = 1$  and  $r_{\sigma_{\max}}(v_0, v) = 2$ . From Lemma 74, we have  $C(2, v_0) = 1$  as  $B_{v_0}(\rho(v_0), (v_0, v), (v_0, 2)) = 1$ . From the same formula we have  $C(v, v_0) = 1$ . And by Lemma 75 we have  $C(1, v) = C(0, v) = 1$ . All sinks are reachable, and 2 is the maximal value among them, hence  $\text{val}^*(v_0) = 2$ .



■ **Figure 14** Example of a simple integer tree-like rotor game. Here,  $v, w \in V_{\mathcal{M}, \mathcal{A}\mathcal{X}}$  and  $v_0 \in V_r$ . All other vertices belong to  $S_0$  and their value is written inside them. The initial configuration of  $v_0$  is the red arcs in dashes.

## Future Work

As in any work on ARRIVAL until now, one remaining question is to determine whether there exists a polynomial algorithm to solve the zero-player game, which belongs in  $\text{NP} \cap \text{coNP}$  for now. Problems such as *simple stochastic games*, *parity games* and *mean-payoff games* are also in  $\text{NP} \cap \text{coNP}$ , and there is no polynomial algorithm known to solve them (see [10]). Therefore, we hope that our work on tree-like multigraphs can simplify the study of those games on restricted graphs families. For the one and two-player versions, there is no hope of finding a polynomial algorithm that solves them (unless P and NP collapses). But, as for the zero-player game, we would like to study more general graph classes well-studied in *sandpiles* and *rotor-routing* studying: a ladder, a grid and finally eulerian digraphs. What prevents us from using our algorithm is the presence of cycles in these graphs which prevents the uniqueness of the Destination Forest.

As we stated in Subsection 3.2, the question of finding the destination of multiple particles at the same time is still open. Thankfully, we manage to express the group action of a particle on the path graph, but to use the same principle in the general case, we need to be able to compute this action for more complex structures.

## Acknowledgment

### References

- 1 Anders Björner, László Lovász, and Peter W Shor. Chip-firing games on graphs. *European Journal of Combinatorics*, 12(4):283–291, 1991.
- 2 Richard P Brent and Paul Zimmermann. *Modern computer arithmetic*, volume 18. Cambridge University Press, 2010.
- 3 Swee Hong Chan, Lila Greco, Lionel Levine, and Peter Li. Random walks with local memory. *Journal of Statistical Physics*, 184(1):1–28, 2021.
- 4 Joshua N Cooper and Joel Spencer. Simulating a random walk with constant error. *Combinatorics, Probability and Computing*, 15(6):815–822, 2006.
- 5 Jérôme Dohrau, Bernd Gärtner, Manuel Kohler, Jiří Matoušek, and Emo Welzl. Arrival: A zero-player graph game in  $\text{NP} \cap \text{coNP}$ . In *A journey through discrete mathematics*, pages 367–374. Springer, 2017.
- 6 Tobias Friedrich and Thomas Sauerwald. The cover time of deterministic random walks. In *International Computing and Combinatorics Conference*, pages 130–139. Springer, 2010.
- 7 Bernd Gärtner, Thomas Dueholm Hansen, Pavel Hubáček, Karel Král, Hagar Mosaad, and Veronika Slívová. Arrival: Next stop in cls. In *45th International Colloquium on Auto-*

- mata, Languages, and Programming (ICALP 2018)*. Schloss Dagstuhl-Leibniz-Zentrum fuer Informatik, 2018.
- 8 Bernd Gärtner, Sebastian Haslebacher, and Hung P. Hoang. A Subexponential Algorithm for ARRIVAL. In *ICALP 2021*, volume 198, pages 69:1–69:14, 2021.
  - 9 Giuliano Pezzolo Giacaglia, Lionel Levine, James Propp, and Linda Zayas-Palmer. Local-to-global principles for rotor walk. *arXiv preprint arXiv:1107.4442*, 2011.
  - 10 Nir Halman. Simple stochastic games, parity games, mean payoff games and discounted payoff games are all LP-type problems. *Algorithmica*, 49(1):37–50, 2007.
  - 11 David Harvey and Joris Van Der Hoeven. Integer multiplication in time  $O(n \log n)$ . *Annals of Mathematics*, 193(2):563–617, 2021.
  - 12 Alexander E. Holroyd, Lionel Levine, Karola Mészáros, Yuyal Peres, James Propp, and David B. Wilson. *Chip-Firing and Rotor-Routing on Directed Graphs*, pages 331–364. Springer, 2008.
  - 13 AM Povolotsky, VB Priezzhev, and RR Shcherbakov. Dynamics of eulerian walkers. *Physical review E*, 58(5):5449, 1998.
  - 14 Vyatcheslav B Priezzhev, Deepak Dhar, Abhishek Dhar, and Supriya Krishnamurthy. Eulerian walkers as a model of self-organized criticality. *Physical Review Letters*, 77(25):5079, 1996.
  - 15 Rahul Savani, Matthias Mnich, Martin Gairing, and John Fearnley. Reachability switching games. *Logical Methods in Computer Science*, 17, 2021.
  - 16 Vladimir Yanovski, Israel A Wagner, and Alfred M Bruckstein. A distributed ant algorithm for protect efficiently patrolling a network. *Algorithmica*, 37(3):165–186, 2003.

---

**Algorithm 3** Optimal Strategy Computation

---

**input** :  $(u, v)$  is an arc of  $\hat{\mathcal{A}}$ ;  $r : \Gamma^+(v) \setminus \{u\} \rightarrow \mathbb{Z} \cup +\infty$  contains the optimal return flows of arcs  $(v, w) \in \hat{\mathcal{A}}$ ;  $val : \Gamma^+(v) \setminus \{u\} \rightarrow \{0, 1\}$  contains the optimal values of these arcs.

**output** : an element of  $\mathcal{A}^+(v)$  (optimal strategy  $\sigma^*(v)$ ); a positive integer ( $r^*(u, v)$ ) and a binary integer ( $val^*(u, v)$ )

- 1 For  $w \in \Gamma^+(v)$ , let  $Q(w)$  be the quotient of the euclidean division of  $r(w)$  by  $|h^{-1}(w)|$ ; let  $q_{\min}$  be the minimum value of  $Q(w)$  for all  $w$ ; let  $R(w)$  be  $r(w) - (q_{\min} * |h^{-1}(w)|)$ ; let  $a_s = a_e = a_0$  with  $a_0$  being any arc of  $\mathcal{A}^+(v)$ , let  $f_0, f_1, f_u, value$  be integers initialized to 0. Let  $b_0, b_1$  be two arcs initialized to  $a_0$ . Let  $last$  be a boolean with initial value False.
- 2 **if**  $r(w) = +\infty, \forall w \in \Gamma^+(v) \setminus \{u\}$  **then**
- 3   | **return**  $b_0, +\infty, 0$
- 4 **repeat**
- 5   | **if**  $h(a_e) = u$  **then**
- 6   |   |  $f_u += 1$
- 7   |   |  $a_e \leftarrow \theta_v(a_e)$
- 8   | **else**
- 9   |   |  $R(h(a_e)) -= 1$
- 10   |   | **if**  $R(h(a_e)) = 0$  **then**
- 11   |   |   | **if**  $val(a_e) = 0$  **then**
- 12   |   |   |   |  $/*$  Keep track of the maximal return with value 0  $*/$
- 13   |   |   |   | **if**  $f_0 < f_u$  **then**
- 14   |   |   |   |   |  $f_0 \leftarrow f_u$
- 15   |   |   |   |   |  $b_0 \leftarrow a_s$
- 16   |   |   | **else**
- 17   |   |   |   | **if**  $f_1 > f_u$  **then**
- 18   |   |   |   |   |  $/*$  Keep track of the minimal with value 1 and recall
- 19   |   |   |   |   |   | the fact that there exist a strategy with value 1  $*/$
- 20   |   |   |   |   |  $f_1 \leftarrow f_u$
- 21   |   |   |   |   |  $b_1 \leftarrow a_s$
- 22   |   |   |   |  $value \leftarrow 1$
- 23   |   |   | **if**  $h(a_s) = u$  **then**
- 24   |   |   |   |  $f_u -= 1$
- 25   |   |   | **else**
- 26   |   |   |   |  $R(h(a_s)) += 1$
- 27   |   |   |   |  $a_s \leftarrow \theta_v(a_s)$
- 28   |   |   |   | **if**  $\theta_v(a_s) = a_0$  **then**
- 29   |   |   |   |   |  $last \leftarrow \text{True}$
- 30   |   | **else**
- 31   |   |   |  $a_e \leftarrow \theta_v(a_e)$
- 32 **until**  $a_s = a_0$  and  $last = \text{True}$
- 33 **if**  $value = 1$  **then**
- 34   | **return**  $b_1, f_1 + q_{\min} * |h^{-1}(u)| + 1, 1$
- 35 **else**
- 36   | **return**  $b_0, f_0 + q_{\min} * |h^{-1}(u)| + 1, 0$

---