

Inverse-designed dielectric cloaks for entanglement generation

A. Miguel-Torcal,^{1,*} J. Abad-Arredondo,¹ F. J. García-Vidal,^{1,2} and A. I. Fernández-Domínguez^{1,†}

¹*Departamento de Física Teórica de la Materia Condensada and Condensed Matter Physics Center (IFIMAC), Universidad Autónoma de Madrid, E- 28049 Madrid, Spain.*

²*Institute of High Performance Computing, Agency for Science, Technology, and Research (A*STAR), Connexis, 138632 Singapore.*

(Dated: April 21, 2022)

We investigate the generation of entanglement between two quantum emitters through the inverse-design engineering of their photonic environment. By means of a topology-optimization approach acting at the level of the electromagnetic Dyadic Green's function, we generate dielectric cloaks operating at different inter-emitter distances and incoherent pumping strengths. We show that the structures obtained maximize the dissipative coupling between the emitters under extremely different Purcell factor conditions, and yield steady-state concurrence values much larger than those attainable in free space. Finally, we benchmark our design strategy by proving that the entanglement enabled by our devices approaches the limit of maximum-entangled-mixed-states.

Keywords: Inverse design, Topology Optimization, Entanglement, Quantum emitter, Dielectric cloak

I. INTRODUCTION

The advent of quantum technologies relies on the design and implementation of physical platforms able to support quantum states involving a large number of elemental quantum systems (qubits). Lately, the unprecedented control over light at the sub-wavelength scale enabled by nanophotonics has emerged as a promising resource for this purpose [1, 2]. Thus, different quantum functionalities exploiting the efficiency and tunability of photon-assisted interactions in networks of quantum emitters (QEs, such as atoms, molecules, quantum dots or point defects in crystals) have been proposed [3, 4]. In this context, much research attention has focused on entanglement formation in pairs of qubits [5], a paradigmatic building block for any quantum hardware, through their electromagnetic (EM) coupling in different systems: one-dimensional optical fibers [6–8], photonic crystal cavities [9, 10], plasmonic structures [11–13], metamaterials [14, 15] and chiral waveguides [16, 17]. These schemes found novel and feasible solutions to the long-standing problem of bipartite entanglement maximization [18–20] by making use of the material and geometric toolsets accumulated over the years of nanophotonics research.

Concurrently, the development of inverse design (ID) techniques has made a strong impact in nanophotonics research [21–23]. ID algorithms have proven to be very successful at enhancing, refining and optimizing photonic functionalities [24, 25]. Among the different members of the ID family, topology optimization [26] has contributed greatly to enlarge the design space available for nanoscale optics [27]. Different implementations of this technique have revealed unexpected and counterintuitive opportunities in areas as different as optical circuitry [28], second harmonic generation [29], nanoantennas [30] and meta-

surfaces [31]. Only very recently, ID has been transferred from the classical to the quantum regime, being exploited to tailor nonclassical degrees of freedom of nanophotonic fields. Thus, initial steps have shown the manipulation of the local density of photonic states [32, 33] and the strength of light-matter interactions [34, 35], as well as the implementation of single photon extractors [36] and the suppression of inhomogeneous broadening effects in single-photon transducers [37].

In this Article, we apply ID ideas to achieve photon-assisted entanglement generation in QE pairs. In particular, we develop a topology-optimization strategy to obtain dielectric cloaks for the QEs that maximize the Wootters concurrence [5] at different inter-emitter distances. Both QEs are incoherently pumped [38], a technologically relevant configuration [39, 40] that has been overlooked in the recent literature on quantum nanophotonics. After presenting our design method, we assess the concurrence attained in the cloaks, revealing remarkable enhancements with respect to free space. Next, we analyze the dielectric spatial distribution within the devices, and offer insights into their performance by investigating the character and strength of the QE interactions as a function of the input parameters. Finally, we benchmark the degree of entanglement in our ID structures against those obtained using the negativity [41, 42] as the optimization function, and show that our designs yield steady-state concurrence values approaching the limit of maximally-entangled-mixed-states [18, 19].

II. PHYSICAL SYSTEM AND DESIGN METHODOLOGY

The system under study consists of a pair of distant QEs, modelled as identical two-level systems with perfect quantum yield, under incoherent pumping. Assuming that they are only weakly coupled to their dielectric environment, and after tracing out the EM degrees

* alberto.miguel@uam.es

† a.fernandez-dominguez@uam.es

of freedom, the master equation [13, 43] describing the photon-assisted interactions between them has the form

$$i \left[\rho, H \right] + \sum_{i,j} \frac{\gamma_{ij}}{2} \mathcal{L}_{ij}(\rho) + \sum_i \frac{P_i}{2} \mathcal{L}'_{ii}(\rho) = 0, \quad (1)$$

with $H = \sum_i \omega \sigma_i^\dagger \sigma_i + \sum_{i \neq j} g_{ij} \sigma_i^\dagger \sigma_j$, and where the indices $i = 1, 2$ and $j = 1, 2$ label the two emitters. The first term in (1) accounts for the QE-QE coherent coupling, with σ_i (σ_i^\dagger) being the annihilation (creation) operator for the emitter i . The second one includes Lindblad superoperators of the form $\mathcal{L}_{ij}(\rho) = 2\sigma_j \rho \sigma_i^\dagger - \sigma_i^\dagger \sigma_j \rho - \rho \sigma_i^\dagger \sigma_j$ and reflects the dissipative interaction between the QEs ($i \neq j$), as well as their radiative decay ($i = j$). Finally, the incoherent pumping of both QEs is expressed in terms of Lindblad superoperators $\mathcal{L}'_{ii}(\rho) = 2\sigma_i^\dagger \rho \sigma_i - \sigma_i \sigma_i^\dagger \rho - \rho \sigma_i \sigma_i^\dagger$.

There are four different sets of parameters in (1). First, the QEs natural frequency, ω , which we set to 3.1 eV ($\lambda = 400$ nm). Note that in this frequency range, metals sustain highly confined surface plasmon modes, which have been exploited recently in other nanophotonic proposals for entanglement generation [11–13, 44, 45]. Secondly, the incoherent pumping rate on each QE, which is assumed to be symmetric, $P_i = P_j = P$, and can be externally controlled by, for instance, optical or electrical means [39, 40]. Last, the coherent and dissipative coupling strengths, that can be expressed as a function of the Dyadic Green's function $\mathbf{G}(\mathbf{r}, \mathbf{r}', \omega)$ [46] for the dielectric environment, evaluated at the QEs natural frequency. They read $g_{ij} = \omega^2 \text{Re}\{\mathbf{p}^* \mathbf{G}(\mathbf{r}_i, \mathbf{r}_j, \omega) \mathbf{p}\} / \hbar \epsilon_0 c^2$ and $\gamma_{ij} = 2\omega^2 \text{Im}\{\mathbf{p}^* \mathbf{G}(\mathbf{r}_i, \mathbf{r}_j, \omega) \mathbf{p}\} / \hbar \epsilon_0 c^2$, respectively, where \mathbf{p} is the transition dipole moment of the QEs and $\mathbf{r}_{i,j}$, their position. In open non-chiral EM systems [47], the coupling constants ($i \neq j$) fulfil $\gamma_{ij} = \gamma_{ji}$ and $g_{ij} = g_{ji}$. For $i = j$, $\gamma_{ii} = F(\omega, \mathbf{r}_i) \gamma_0$ gives the QE decay rate, where $F(\omega, \mathbf{r}_i)$ is the Purcell factor it experiences, and $\gamma_0 = \omega^3 |\mathbf{p}|^2 / 3\pi \hbar \epsilon_0 c^3$ its decay rate in free space.

With the density matrix, ρ , expressions for the expectation values of any physical observable for the system (or in our case, of an entanglement witness) can be constructed, which present an explicit dependence on the master equation parameters and, therefore, on the Dyadic Green's function. Taking a given physical quantity as the target function, our ID approach seeks for the QEs dielectric environment (the spatial distribution of the permittivity around them) that optimizes (generally maximizes or minimizes) it. We follow a topology-optimization-inspired algorithm whose starting point is free space, i.e., $\epsilon_1(\mathbf{r}) = 1$ in the whole domain of interest. The iterative procedure can be briefly described as follows: Each iteration step, labelled as n , consists in a spatial sweep around the QEs. At each position, \mathbf{r}_k (of volume δV_k), an small increment is introduced in the dielectric constant, $\epsilon'_{n+1}(\mathbf{r}_k) = \epsilon_n(\mathbf{r}_k) + \delta\epsilon$ (note that, for clarity, we have introduced index k to reflect the spatial discretization of the permittivity map). This modifies

the target function through the Dyadic Green's function. If this local dielectric alteration contributes towards the optimization, then $\epsilon_{n+1}(\mathbf{r}_k) = \epsilon'_{n+1}(\mathbf{r}_k)$. Otherwise, the increment is discarded and $\epsilon_{n+1}(\mathbf{r}_k) = \epsilon_n(\mathbf{r}_k)$.

In principle, the approach introduced above requires computing $\mathbf{G}(\mathbf{r}_i, \mathbf{r}_j, \omega)$ for each local dielectric increment k and each iteration step n . This is, in general, largely computationally demanding. However, for small enough $\delta\epsilon$, the modification in the Dyadic Green's function induced by the permittivity change at \mathbf{r}_k can be described perturbatively. Thus, keeping only the first term in the Born scattering series [34, 46], we have

$$\delta'_k \mathbf{G}_{n+1}(\mathbf{r}_i, \mathbf{r}_j, \omega) = \frac{\omega^2}{c^2} \mathbf{G}_n(\mathbf{r}_i, \mathbf{r}_k, \omega) \delta\epsilon \mathbf{G}_n(\mathbf{r}_k, \mathbf{r}_j, \omega) \delta V_k, \quad (2)$$

whose effect in the target function still needs to be evaluated. If this local variation of the permittivity contributes to its optimization, $\delta\epsilon$ is kept and $\delta_k \mathbf{G}_{n+1}(\mathbf{r}_i, \mathbf{r}_j, \omega) = \delta'_k \mathbf{G}_{n+1}(\mathbf{r}_i, \mathbf{r}_j, \omega)$, while $\delta\epsilon$ is discarded and $\delta_k \mathbf{G}_{n+1}(\mathbf{r}_i, \mathbf{r}_j, \omega) = 0$ otherwise. As a result of the sweep in k a new, complete, permittivity map, $\epsilon_{n+1}(\mathbf{r})$, is obtained, for which the Dyadic Green's function $\mathbf{G}_{n+1}(\mathbf{r}_i, \mathbf{r}_j, \omega)$ can be calculated through EM simulations. Moreover, the convergence of the algorithm can be easily tested after each iteration step by computing

$$\mathbf{G}'_{n+1}(\mathbf{r}_i, \mathbf{r}_j, \omega) = \mathbf{G}_n(\mathbf{r}_i, \mathbf{r}_j, \omega) + \sum_k \delta_k \mathbf{G}_{n+1}(\mathbf{r}_i, \mathbf{r}_j, \omega), \quad (3)$$

and verifying that $\mathbf{G}'_{n+1}(\mathbf{r}_i, \mathbf{r}_j, \omega) = \mathbf{G}_{n+1}(\mathbf{r}_i, \mathbf{r}_j, \omega)$ within the accuracy preset for the algorithm. Importantly, using that $\mathbf{G}_n(\mathbf{r}_k, \mathbf{r}_j, \omega) = \mathbf{G}_n^T(\mathbf{r}_j, \mathbf{r}_k, \omega)$, the evaluation of (2) in all space only requires two EM simulations. For the iteration $n + 1$, these correspond to the spatial profile of the electric fields radiated by both QEs, independently, within the permittivity map $\epsilon_n(\mathbf{r})$.

Figure 1 illustrates the ID approach described above. We employ the finite-element solver of Maxwell's Equations implemented in Comsol MultiphysicsTM, whose spatial discretization is represented by the light grey thin mesh. Note that we employ this grid for the permittivity spatial distribution as well. In our designs, both QEs are aligned, with their dipole moments parallel to the axis that connects them (z -direction). This way, we can exploit the azimuthal symmetry of the system to solve the 3D EM problem within the rz -plane only. The size of the cylindrical cloaks is given by the parameters R and h , while the distance between the QEs is d_{12} (taken as an input parameter). ϵ_{\max} is the maximum dielectric constant in the device, which varies from one design to another. In our calculations, we have set a threshold, $\epsilon_{\max} \leq 9$, which corresponds to semiconductor materials such as GaP [48]. As anticipated, we take the Wootters concurrence as a measure of entanglement and therefore, as the optimization (in this case, maximization) function. This is defined in terms of the eigenvalues of the matrix $\rho T \rho^* T$, where T is the anti-diagonal matrix with elements $\{-1, 1, 1, -1\}$. For our system, we have

$$C = C(\rho) = 2 \max\{0, |\rho_{12}| - \sqrt{\rho_{00}\rho_{33}}\}, \quad (4)$$

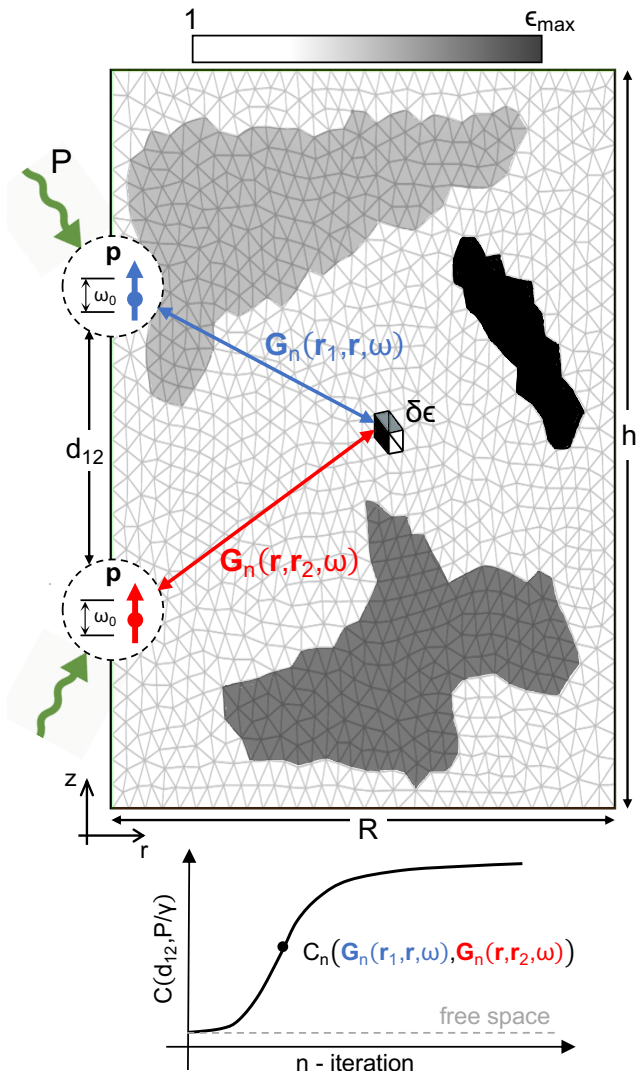


Figure 1. (a) Sketch of the topology-optimization design of a cylindrical cloak, of radius R and height h , that maximizes the Wootters concurrence between two QEs aligned along z -direction and separated by a distance d_{12} . The light grey mesh renders the spatial discretization, while the device permittivity at iteration n is coded from white ($\epsilon_n = 1$) to black ($\epsilon_n = \epsilon_{\max}$). The bottom panel illustrates the concurrence, C_n for the QE pair, as a function of the iteration step, n .

where $\rho_{00} = \langle g_1 g_2 | \rho | g_1 g_2 \rangle$ and $\rho_{33} = \langle e_1 e_2 | \rho | e_1 e_2 \rangle$ are the population of the ground and biexciton states and $\rho_{12} = \langle e_1 g_2 | \rho | g_1 e_2 \rangle$ is the coherence between single excitation states. A maximally entangled (completely unentangled) state is characterized by $C = 1$ ($C = 0$). The lower panel of Figure 1 sketches the concurrence maximization, where $C_n = C_n(\mathbf{G}_n(\mathbf{r}_1, \mathbf{r}, \omega), \mathbf{G}_n(\mathbf{r}, \mathbf{r}_2, \omega))$ corresponds to its value at iteration n (note that we have made explicit its dependence on the Dyadic Green's function connecting the QE positions and the whole volume of the dielectric cloak).

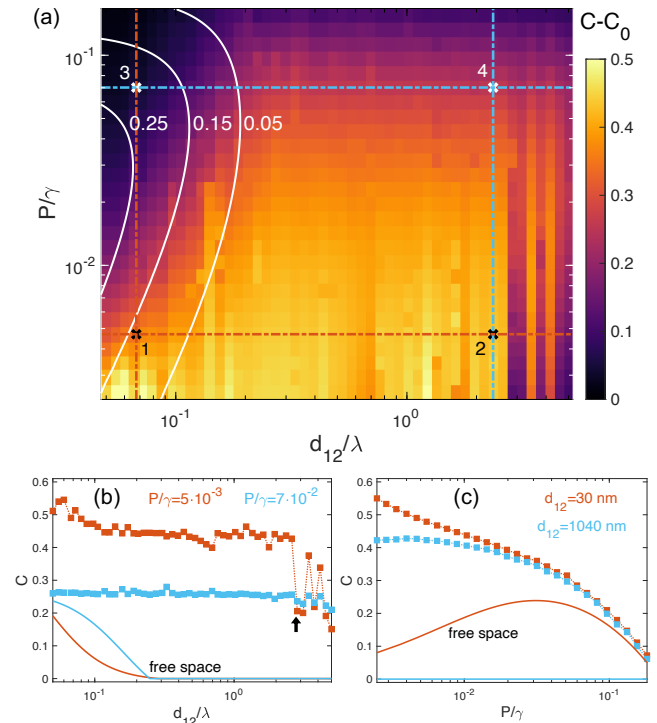


Figure 2. (a) Entanglement generation efficiency, $C - C_0$, versus inter-emitter distance and pumping rate for $50 \times 27 = 1350$ ID cloaks. White solid lines correspond to QE-QE systems yielding three different values of the free-space concurrence, C_0 . Vertical and horizontal lines indicate the configurations considered in the panels below. (b) Cloak-induced (square dots) and free-space (solid lines) concurrences versus inter-emitter distance for low (orange) and high (blue) pumping. (c) Same as (b) but versus pumping strength and for short (orange) and long (blue) inter-emitter distance.

III. RESULTS

Figure 2 investigates the performance of the dielectric cloaks (with dimensions $R = 3.75\lambda$ and $h = 10\lambda$) obtained through the topology-optimization procedure described above. The color map in Figure 2(a) displays $C - C_0$, the difference between the QE-QE concurrence, C , for 1350 ID structures and their free-standing counterpart, C_0 (obtained from the evaluation of C for free-space master equation parameters). This quantity, which we take as a measure of entanglement generation efficiency, is rendered against the inter-emitter distance, d_{12} (normalized to the QE wavelength, $\lambda = 400$ nm), and pumping strength, P (normalized to $\gamma = \gamma_{11} = \gamma_{22}$, the emitter decay rate). In free space, $\gamma = \gamma_0$, while $F(\omega, \mathbf{r}_{1,2}) \neq 1$ within the ID devices. Note that, although this is not a constraint imposed in our design strategy, both QEs experience the same Purcell factor, $F(\omega, \mathbf{r}_1) = F(\omega, \mathbf{r}_2)$, in all the structures generated. Thus, the horizontal axis in Figure 2(a) sets the minimum optical path between the QEs, while the vertical one serves as a measure of their steady-state population ($\rho_{11}^{\text{iso}} = P/(\gamma + P)$) for the QEs

in isolation [49]). Both are in log scale, with a logarithmic density of system configurations as well. The white solid lines correspond to the pumping and distance conditions yielding three different values of C_0 : 0.25, 0.15 and 0.05. The latter can be identified as the boundary beyond which the free-space concurrence vanishes, as $|\rho_{12}| < \rho_{00}\rho_{33}$ in C . Remarkably, it is exactly in this region where the dielectric cloaks perform best, leading to $C - C_0 = C \approx 0.5$ for distances up to $2.85\lambda = 1140$ nm and low pumping rate. We anticipate here that this concurrence enhancement approaches the limit of maximum-entangled-mixed-states [18]. At smaller d_{12} and larger P , where C_0 is not negligible, their efficiency worsens. This shows that, rather than enhancing C , our ID devices are able to generate entanglement in QE-QE configurations where the free-space concurrence vanishes.

Figure 2(b) analyzes the dependence of the entanglement generation efficiency on the inter-emitter distance for two different pumping rates. The square dots plot C as a function of d_{12}/λ along the two horizontal lines indicated in panel (a). For comparison, C_0 in the same pumping conditions are plotted in solid lines. We can observe that the cloak-induced concurrence presents little sensitivity to the QE-QE distance at high pumping (blue), and it decays slowly with distance at low P (orange). Both set of data present an abrupt reduction in C at $d_{12} = 1140$ nm (2.85λ , marked by a black vertical arrow) followed by oscillations, more apparent at low pumping. As shown below, these features originate from finite size effects, which become stronger as the inter-emitter distance approaches the cloak dimensions. In Figure 2(c), the effect of the pumping strength is explored. It plots C and C_0 along the vertical lines in panel (a). The former decays monotonically with P/λ in a very similar way for the two distances considered. There exist differences at very small P , where the cloaks for short inter-emitter distance (orange) yield larger C than the ones for long distance (blue).

The dielectric distribution, $\epsilon(\mathbf{r})$, for the cloaks labelled as 1 and 2 in Figure 2(a) is shown in Figure 3(a). These are chosen in the low pumping regime ($P/\gamma = 5 \cdot 10^{-3}$), where $C - C_0$ is largest. Note that exploiting the cylindrical symmetry of the designs, the permittivity maps are fully characterized within the rz -plane, with the QE positions indicated by red and blue arrows along the z -axis. The grey scale codes the dielectric constant linearly from 1 (white) to ϵ_{\max} (black). In the left panel (1), the QEs are only a few nanometers apart ($d_{12} = 30$ nm), and the permittivity contrast is small, $\epsilon_{\max} = 1.4$. We can identify two different structures in the cloak. First, a narrow waveguide along z -direction, with radius $\lambda/2 = 200$ nm, approximately, that mediates the QE-QE interactions. Around it, a periodic and concentric pattern is apparent, with elements that act as reflectors that reduce radiation leakage. The dielectric distribution in this region is mainly binary, $\epsilon(\mathbf{r}) = 1$ or ϵ_{\max} , except around the $z = 0$ plane, along which dipole radiation power is maximum and the permittivity acquires intermediate values.

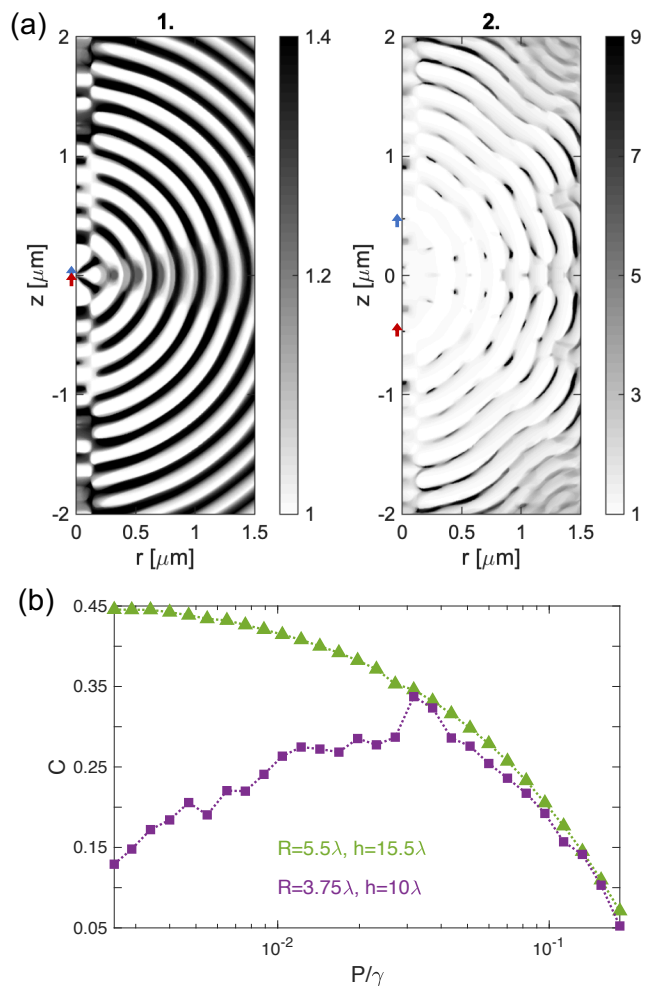


Figure 3. (a) Permittivity maps for the ID cloaks labelled as 1 (left) and 2 (right) in Figure 2(a). The dielectric constant is represented by white-to-black linear scales with different ϵ_{\max} . (b) Concurrence versus pumping rate for devices of two different sizes: $R = 3.75\lambda$ and $h = 10\lambda$ (purple) and $R = 5.5\lambda$ and $h = 15.5\lambda$ (green). Both set of cloaks operate at $d_{12} = 2.85\lambda$, QE-QE distance indicated by the vertical black arrow in Figure 2(b).

The right panel of Figure 3(a) corresponds to device 2, the QEs are farther apart ($d_{12} = 950$ nm) and the maximum permittivity is much larger ($\epsilon_{\max} = 9$). This is the threshold value set for the topology-optimization algorithm, whose convergence required significantly more iterations than in the left panel. The resulting $\epsilon(\mathbf{r})$ still resembles device 1. The dielectric contrast along z -axis is now much smaller than around it. This is specially evident between the QEs. The geometry of the reflecting elements is more complex, with much sharper and isolated high-permittivity scatterers that overlap with multiple periodic-like patterns of moderate dielectric constant. In contrast to the left panel, the cloak is far from binary, with $\epsilon(\mathbf{r})$ varying smoothly in some spatial regions and much more abruptly in others. The underlying similari-

ties between devices 1 and 2 in Figure 3(a) indicates that both ID cloaks generate entanglement by simultaneously engineering the mutual coupling between the QEs and minimizing their emission into free-space.

Figure 3(b) reveals the impact of the finite size of the ID cloaks in their performance. It plots the concurrence versus pumping strength for devices operating at $d_{12} = 2.85\lambda = 1140$ nm, the distance indicated by a black arrow in Figure 2(b). The purple dots correspond to the structures in that panel, with dimensions $R = 3.75\lambda$ and $h = 10\lambda$. The green dots, to larger topology-optimized cloaks, with $R = 5.5\lambda$ and $h = 15.5\lambda$. Both sets of data overlap at $P > 3 \cdot 10^{-2}\lambda$. At lower pumping strengths, however, the concurrence decays significantly with decreasing P in the small devices, while it grows towards $C \approx 0.5$ in the large ones. Importantly, the data for the latter resembles very much to those in Figure 2(c), which corresponded to smaller d_{12} . We can identify the reduction of entanglement in small cloaks with finite-size effects, as the number of reflecting elements in the cloaks is not enough to prevent the occurrence of significant radiation loss.

In order to shed light into the entanglement generation mechanism taking place in the ID cloaks, we examine the dissipative, γ_{12} , and coherent, g_{12} coupling strengths that results from the topology-optimization design. Figure 4(a) plots the former, normalized to the QE decay rate, as a function of the inter-emitter distance and for the two pumping rates considered in Figure 2(b). For comparison, the same magnitude evaluated in free space is rendered in black solid line. We can observe that all the designs maximize the dissipative coupling, so that $|\gamma_{12}|/\gamma = 1$, while its sign follows its free-standing counterpart. Note as well that the data for both P/γ overlap. These results demonstrate that the topology-optimized dielectric structures generate entanglement through the same dissipative-driven mechanism that occurs naturally in metal-based plasmonic nanostructures [11, 12, 44]. The inset of Figure 4(a) displays the Purcell factor, $F = \gamma/\gamma_0$, experienced by both QEs for the designs in the main panel. It shows that the ID devices are capable of implementing the maximum dissipative coupling condition for extremely different QE decay rates. Remarkably, γ/γ_0 ranges 6 orders of magnitude in the cloaks. On the one hand, γ is reduced up to a factor 10^{-4} for $d_{12} < 3\lambda$. On the other hand, it becomes 100-fold enhanced for larger inter-emitter distances, where the device efficiency diminishes due to finite size effects. Figure 4(b) displays the coherent coupling in the cloaks, revealing that they introduce only small deviations from free space. At small QE-QE distances, $g_{12} \gg \gamma$, in the regime where the entanglement enhancement by the cloaks, $C - C_0$, is moderate. On the contrary, $|g_{12}|/\gamma \approx 1$ at longer d_{12} , where the coherent coupling vanish in free space.

Up to here, we have considered only the Wootters concurrence as a measure of entanglement. However, there exist multiple witnesses that have been proposed for bi-

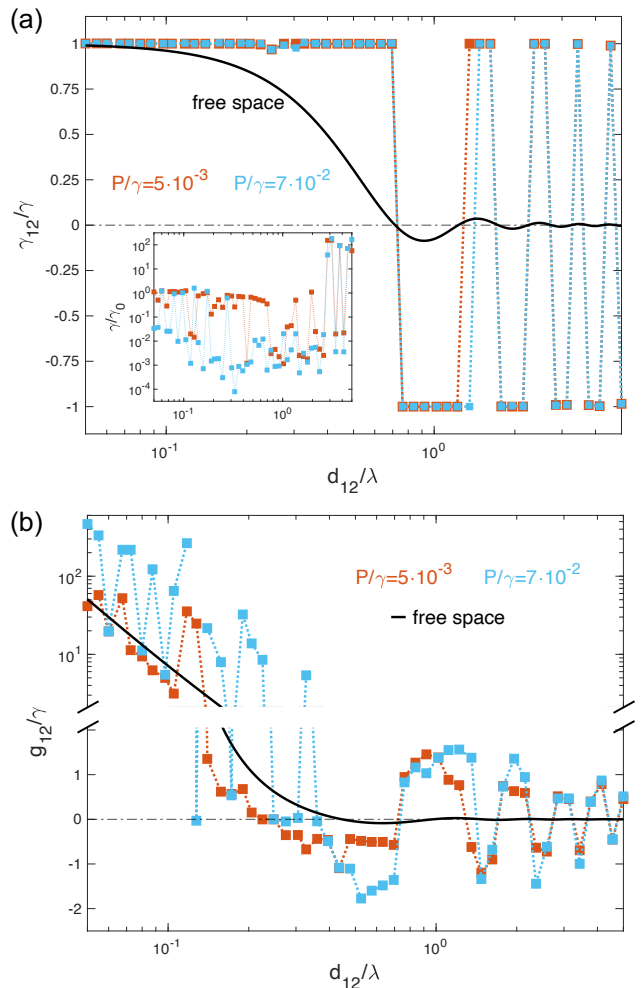


Figure 4. (a) Dissipative coupling strength normalized to the QE decay rate as a function of the inter-emitter distance for the two pumping rates in Figure 2(b-c). The inset plots the Purcell factor versus d_{12} for the cloaks in the main panel. (b) Normalized coherent coupling strength for the same ID structures. The black solid lines in both panels correspond to free-space magnitudes.

partite systems [50]. Next, we take another, the (linear) negativity, N [41, 42], to assess the suitability of the Wootters concurrence, C , as the optimization function in our ID approach. The negativity is defined in terms of the negative eigenvalues of the partial transpose of the density matrix, ρ . For our system, it has a very simple form as well,

$$N = N(\rho) = \max\{0, \sqrt{(\rho_{00} - \rho_{33})^2 + 4|\rho_{12}|^2} - (\rho_{00} + \rho_{33})\}. \quad (5)$$

By simple inspection, we can conclude that, similarly to C , entanglement formation ($N > 0$) takes place under the condition $|\rho_{12}| > \rho_{00}\rho_{33}$ in N . In Figure 5(a), we explore whether both equations also yield the same dielectric structures when employed as the maximization function in our topology-optimization algorithm. The top panel plots the concurrence versus inter-emitter dis-

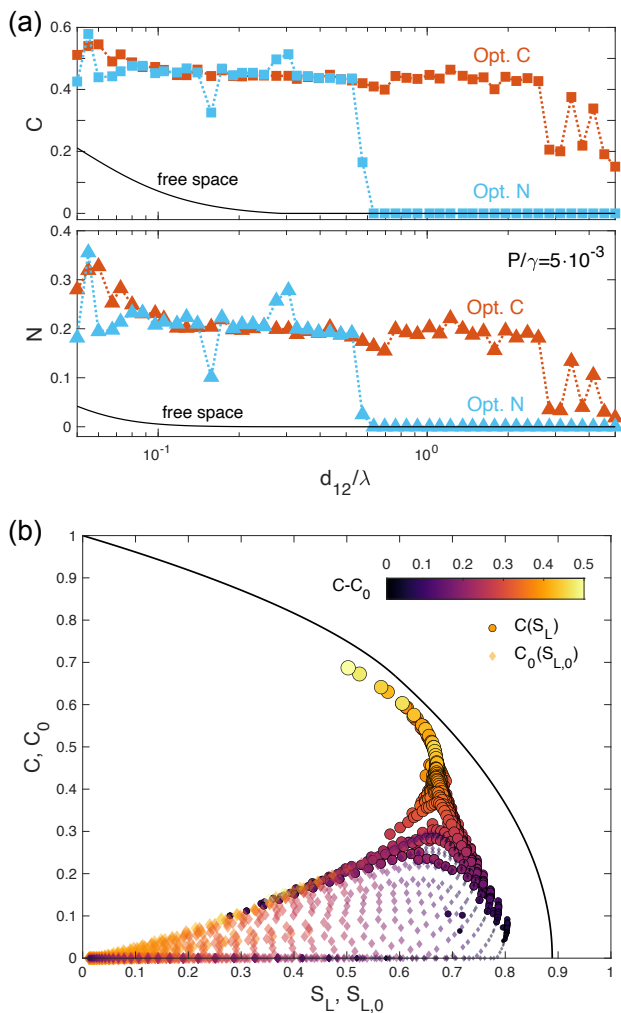


Figure 5. (a) Top: Concurrence versus inter-emitter distance for dielectric structures obtained by setting the concurrence (orange) and the negativity (blue) as the optimization function ($P/\gamma = 5 \cdot 10^{-3}$). Bottom: Negativity versus distance for the same designs as in the top panel. In both cases, black solid lines represent the results for free-standing QE pairs. (b) Concurrence versus linear entropy for the ID cloaks in Figure 2(a) (bright color circles), together with the corresponding values for the QE pairs in free space (faint color rhombuses). The colors code the concurrence enhancement, $C - C_0$ for each system. The black solid line corresponds to the maximally-entangled-mixed-states figure of merit.

tance for cloaks operating at $P/\gamma = 5 \cdot 10^{-3}$. Orange (blue) dots correspond to the designs obtained for concurrence (negativity) maximization, and the solid black lines plot C_0 . We can observe that for $d_{12} \lesssim \lambda/2$ both sets of devices yield the same concurrence. The dielectric maps obtained from the maximization of both magnitudes are the same in this regime. On the contrary, at larger distances, the negativity-based algorithm does not find the optimization path in the concurrence-based procedure. This way, the outcome of the former is simply free space. To shed light into this finding, the lower

panel of Figure 5(a) plots the negativity for the same structures, together with its free-space value, reproducing the same behaviour. Note that $N \gg N_0$ at large distances only in the designs obtained by setting C as the optimization function. These results manifest that, as expected, our gradient-based topology-optimization approach is very sensitive not only to the target function, but also to the initial conditions (always set to free space in our study).

Finally, and once we have shown the dependence of the cloak designs on the optimization function, we proceed to benchmark their performance against maximally-entangled-mixed-states [18]. To do so, we calculate first the linear entropy for all the QE-QE states realized by the devices in Figure 2(a). This way, we establish their mixed/pure character. This quantity is defined in terms of the trace of the density matrix squared [41]. In our case, it reads $S_L = S_L(\rho) = \frac{4}{3}[1 - \rho_{00}^2 + \rho_{11}^2 + \rho_{22}^2 + \rho_{33}^2 - 2|\rho_{12}|^2]$, being 0 for pure states, and 1 for maximally mixed ones. Figure 5(a) plots C versus S_L for our designs in bright color circles. Faint colored rhombuses render C_0 as a function of $S_{L,0}$ for the same distance and pumping configurations but in free space. In both sets of data, the colors code the concurrence enhancement, $C - C_0$, for each value of d_{12} and P . This panel shows clearly that our ID structures are most efficient when acting on QE-QE states that present a high purity in free space ($S_{L,0} \lesssim 0.4$), while their impact is lower in free-standing states that present a higher entropy. This demonstrates that the designs enhance and generate entanglement by increasing the mixed character of the emitter states. Importantly, the black solid line in Figure 5(b) presents the concurrence-entropy curve for maximally-entangled-mixed-states [19, 51]. It reveals clearly that the optimum cloaks approach greatly this figure of merit, yielding the maximum entanglement attainable for the linear entropy of the QE-QE state induced by the dielectric structure.

IV. CONCLUSION

To conclude, we have applied inverse design ideas to the problem of bipartite entanglement generation under incoherent pumping conditions. Through a topology-optimization algorithm that, acting at the level of the electromagnetic Dyadic Green's function, maximizes the Wootters concurrence, we have generated dielectric cloaks hosting quantum emitter pairs for different distance and pumping configurations. First, the entanglement enhancement provided by these devices has been assessed, showing that they are most efficient when operating on emitters that are completely untangled in free space. Next, we have analyzed the permittivity maps for these devices and explored the impact of finite-size effects in their performance. We have also shown that they operate by maximizing the dissipative coupling strength between the emitters, even under extremely different Purcell enhancement conditions. Finally, we have studied

the dependence of the design outcome on the entanglement witness used as the optimization function, and have benchmarked our results against maximally-entangled-mixed-states. We believe that our work illustrates the power of inverse design as a tool to improve quantum information resources based on nanophotonic platforms, and opens the way towards the exploitation of similar approaches in larger, more complex, quantum emitter networks.

ACKNOWLEDGMENTS

This work has been sponsored by the Spanish MCIN/AEI/10.13039/501100011033 and by "ERDF A way of making Europe" through Grant Nos. RTI2018-099737-B-I00 and CEX2018-000805-M (through the María de Maeztu program for Units of Excellence in R&D). We also acknowledge funding from the 2020 CAM Synergy Project Y2020/TCS-6545 (NanoQuCo-CM). We thank Alejandro González-Tudela and Michel Frising for their feedback and fruitful discussions.

-
- [1] J. L. O'Brien, A. Furusawa, and J. Vučković, Photonic quantum technologies, *Nature Photonics* **3**, 687 (2009).
- [2] R. Uppu, L. Midolo, X. Zhou, J. Carolan, and P. Lodahl, Quantum-dot-based deterministic photon-emitter interfaces for scalable photonic quantum technology, *Nature nanotechnology* **16**, 1308 (2021).
- [3] P. Lodahl, S. Mahmoodian, S. Stobbe, A. Rauschenbeutel, P. Schneeweiss, J. Volz, H. Pichler, and P. Zoller, Chiral quantum optics, *Nature* **541**, 473 (2017).
- [4] D. E. Chang, J. S. Douglas, A. González-Tudela, C.-L. Hung, and H. J. Kimble, Colloquium: Quantum matter built from nanoscopic lattices of atoms and photons, *Rev. Mod. Phys.* **90**, 031002 (2018).
- [5] W. K. Wootters, Entanglement of formation of an arbitrary state of two qubits, *Phys. Rev. Lett.* **80**, 2245 (1998).
- [6] H. Zheng and H. U. Baranger, Persistent quantum beats and long-distance entanglement from waveguide-mediated interactions, *Phys. Rev. Lett.* **110**, 113601 (2013).
- [7] E. Shakhmurov and G. Kurizki, Nonradiative interaction and entanglement between distant atoms, *Phys. Rev. A* **87**, 033831 (2013).
- [8] A. González-Tudela and D. Porras, Mesoscopic entanglement induced by spontaneous emission in solid-state quantum optics, *Phys. Rev. Lett.* **110**, 080502 (2013).
- [9] S. Hughes, Modified spontaneous emission and qubit entanglement from dipole-coupled quantum dots in a photonic crystal nanocavity, *Phys. Rev. Lett.* **94**, 227402 (2005).
- [10] P. Samutpraphoot, T. Đorđević, P. L. Ocola, H. Bernien, C. Senko, V. Vuletić, and M. D. Lukin, Strong coupling of two individually controlled atoms via a nanophotonic cavity, *Phys. Rev. Lett.* **124**, 063602 (2020).
- [11] A. Gonzalez-Tudela, D. Martin-Cano, E. Moreno, L. Martin-Moreno, C. Tejedor, and F. J. Garcia-Vidal, Entanglement of two qubits mediated by one-dimensional plasmonic waveguides, *Phys. Rev. Lett.* **106**, 020501 (2011).
- [12] J. Hou, K. Słowik, F. Lederer, and C. Rockstuhl, Dissipation-driven entanglement between qubits mediated by plasmonic nanoantennas, *Phys. Rev. B* **89**, 235413 (2014).
- [13] D. Dzsotjan, A. S. Sorensen, and M. Fleischhauer, Quantum emitters coupled to surface plasmons of a nanowire: A green's function approach, *Phys. Rev. B* **82**, 075427 (2010).
- [14] S.-A. Biehs and G. S. Agarwal, Qubit entanglement across ϵ -near-zero media, *Phys. Rev. A* **96**, 022308 (2017).
- [15] P. K. Jha, N. Shitrit, J. Kim, X. Ren, Y. Wang, and X. Zhang, Metasurface-mediated quantum entanglement, *ACS Photonics* **5**, 971 (2018).
- [16] C. Gonzalez-Ballester, E. Moreno, and F. J. Garcia-Vidal, Generation, manipulation, and detection of two-qubit entanglement in waveguide qed, *Phys. Rev. A* **89**, 042328 (2014).
- [17] H. Pichler, T. Ramos, A. J. Daley, and P. Zoller, Quantum optics of chiral spin networks, *Phys. Rev. A* **91**, 042116 (2015).
- [18] S. Ishizaka and T. Hiroshima, Maximally entangled mixed states under nonlocal unitary operations in two qubits, *Phys. Rev. A* **62**, 022310 (2000).
- [19] W. J. Munro, D. F. V. James, A. G. White, and P. G. Kwiat, Maximizing the entanglement of two mixed qubits, *Phys. Rev. A* **64**, 030302 (2001).
- [20] Z. Ficek and R. Tanaś, Entangled states and collective nonclassical effects in two-atom systems, *Physics Reports* **372**, 369 (2002).
- [21] S. Molesky, Z. Lin, A. Y. Piggott, W. Jin, J. Vučković, and A. W. Rodriguez, Inverse design in nanophotonics, *Nature Photonics* **12**, 659 (2018).
- [22] S. So, T. Badloe, J. Noh, J. Bravo-Abad, and J. Rho, Deep learning enabled inverse design in nanophotonics, *Nanophotonics* **9**, 1041 (2020).
- [23] P. R. Wiecha, A. Arbouet, C. Girard, and O. L. Muskens, Deep learning in nano-photonics: inverse design and beyond, *Photon. Res.* **9**, B182 (2021).
- [24] A. Y. Piggott, J. Lu, K. G. Lagoudakis, J. Petykiewicz, T. M. Babinec, and J. Vučković, Inverse design and demonstration of a compact and broadband on-chip wavelength demultiplexer, *Nature Photonics* **9**, 374 (2015).
- [25] N. M. Estakhri, B. Edwards, and N. Engheta, Inverse-designed metastructures that solve equations, *Science* **363**, 1333 (2019).
- [26] M. P. Bendsoe and O. Sigmund, *Topology optimization: theory, methods, and applications* (Springer Science & Business Media, 2003).
- [27] J. Jensen and O. Sigmund, Topology optimization for nano-photonics, *Laser & Photonics Reviews* **5**, 308 (2011).
- [28] C. Dory, D. Vercauteren, K. Y. Yang, N. V. Sapra, A. E. Rugar, S. Sun, D. M. Lukin, A. Y. Piggott, J. L. Zhang,

- M. Radulaski, *et al.*, Inverse-designed diamond photonics, *Nature communications* **10**, 1 (2019).
- [29] Z. Lin, X. Liang, M. Lončar, S. G. Johnson, and A. W. Rodriguez, Cavity-enhanced second-harmonic generation via nonlinear-overlap optimization, *Optica* **3**, 233 (2016).
- [30] R. E. Christiansen, J. Michon, M. Benzaouia, O. Sigmund, and S. G. Johnson, Inverse design of nanoparticles for enhanced raman scattering, *Opt. Express* **28**, 4444 (2020).
- [31] T. Phan, D. Sell, E. W. Wang, S. Doshay, K. Edee, J. Yang, and J. A. Fan, High-efficiency, large-area, topology-optimized metasurfaces, *Light: Science & Applications* **8**, 1 (2019).
- [32] Z. Lin, A. Pick, M. Lončar, and A. W. Rodriguez, Enhanced spontaneous emission at third-order dirac exceptional points in inverse-designed photonic crystals, *Phys. Rev. Lett.* **117**, 107402 (2016).
- [33] S. Mignuzzi, S. Vezzoli, S. A. R. Horsley, W. L. Barnes, S. A. Maier, and R. Sapienza, Nanoscale design of the local density of optical states, *Nano Letters* **19**, 1613 (2019).
- [34] R. Bennett and S. Y. Buhmann, Inverse design of light-matter interactions in macroscopic QED, *New Journal of Physics* **22**, 093014 (2020).
- [35] R. Bennett, Inverse design of environment-induced coherence, *Phys. Rev. A* **103**, 013706 (2021).
- [36] S. Chakravarthi, P. Chao, C. Pederson, S. Molesky, A. Ivanov, K. Hestroffer, F. Hatami, A. W. Rodriguez, and K.-M. C. Fu, Inverse-designed photon extractors for optically addressable defect qubits, *Optica* **7**, 1805 (2020).
- [37] S. D. Mishra, R. Trivedi, A. H. Safavi-Naeini, and J. Vučković, Control design for inhomogeneous-broadening compensation in single-photon transducers, *Phys. Rev. Applied* **16**, 044025 (2021).
- [38] G. S. Agarwal and S. Dutta Gupta, Steady states in cavity qed due to incoherent pumping, *Phys. Rev. A* **42**, 1737 (1990).
- [39] E. del Valle, F. P. Laussy, F. Troiani, and C. Tejedor, Entanglement and lasing with two quantum dots in a microcavity, *Phys. Rev. B* **76**, 235317 (2007).
- [40] S. Weiler, A. Ulhaq, S. M. Ulrich, D. Richter, M. Jetter, P. Michler, C. Roy, and S. Hughes, Phonon-assisted incoherent excitation of a quantum dot and its emission properties, *Phys. Rev. B* **86**, 241304 (2012).
- [41] G. Vidal and R. F. Werner, Computable measure of entanglement, *Phys. Rev. A* **65**, 032314 (2002).
- [42] A. Miranowicz and A. Grudka, Ordering two-qubit states with concurrence and negativity, *Phys. Rev. A* **70**, 032326 (2004).
- [43] H. T. Dung, L. Knöll, and D.-G. Welsch, Resonant dipole-dipole interaction in the presence of dispersing and absorbing surroundings, *Phys. Rev. A* **66**, 063810 (2002).
- [44] D. Martín-Cano, A. González-Tudela, L. Martín-Moreno, F. J. García-Vidal, C. Tejedor, and E. Moreno, Dissipation-driven generation of two-qubit entanglement mediated by plasmonic waveguides, *Phys. Rev. B* **84**, 235306 (2011).
- [45] S. A. H. Gangaraj, A. Nemilentsau, G. W. Hanson, and S. Hughes, Transient and steady-state entanglement mediated by three-dimensional plasmonic waveguides, *Opt. Express* **23**, 22330 (2015).
- [46] L. Novotny and B. Hecht, *Principles of Nano-Optics*, 2nd ed. (Cambridge University Press, 2012).
- [47] C. A. Downing, J. C. L. Carreño, F. P. Laussy, E. del Valle, and A. I. Fernández-Domínguez, Quasichiral interactions between quantum emitters at the nanoscale, *Phys. Rev. Lett.* **122**, 057401 (2019).
- [48] J. Cambiasso, G. Grinblat, Y. Li, A. Rakovich, E. Cortés, and S. A. Maier, Bridging the gap between dielectric nanophotonics and the visible regime with effectively lossless gallium phosphide antennas, *Nano Letters* **17**, 1219 (2017).
- [49] C. A. Downing, J. C. L. Carreño, A. I. Fernández-Domínguez, and E. del Valle, Asymmetric coupling between two quantum emitters, *Phys. Rev. A* **102**, 013723 (2020).
- [50] D. Chruściński and G. Sarbicki, Entanglement witnesses: construction, analysis and classification, *J. Phys. A: Math. Theor.* **47**, 483001 (2014).
- [51] E. del Valle, Steady-state entanglement of two coupled qubits, *J. Opt. Soc. Am. B* **28**, 228 (2011).