

Quality of Service in Quantum Networks

Claudio Cicconetti, Marco Conti, and Andrea Passarella

Abstract—In the coming years, quantum networks will allow quantum applications to thrive thanks to the new opportunities offered by end-to-end entanglement of qubits on remote hosts via quantum repeaters. On a geographical scale, this will lead to the dawn of the Quantum Internet. While a full-blown deployment is yet to come, the research community is already working on a variety of individual enabling technologies and solutions. In this paper, with the guidance of extensive simulations, we take a broader view and investigate the problems of Quality of Service (QoS) and provisioning in the context of quantum networks, which are very different from their counterparts in classical data networks due to some of their fundamental properties. Our work leads the way towards a new class of studies that will allow the research community to better understand the challenges of quantum networks and their potential commercial exploitation.

Index Terms—Quantum Internet, Quantum Routing, Quantum Networks, Quality of Service

I. INTRODUCTION

Decades after it was theorized, Quantum Computing (QC) has finally emerged as a viable solution with the potential to revolutionize science, industry, and society [11]. Today, QC is being offered as-a-service by very few large companies, led by IBM, but we can expect that in the future quantum computers will become more affordable and undergo mass adoption. When this happens, their interconnection via a global quantum network, the **Quantum Internet**, will unlock further possibilities, as envisioned by the Internet Research Task Force (IRTF) Quantum Internet Research Group (QIRG), which is leading the standardization efforts towards the definition of a widely-adopted architecture and the identification of use cases of practical interest.

The basic unit of computation in QC is the qubit, which unlike a classical bit can be in a *superposition* of independent states and can be *entangled* with other qubits. Qubits can never be copied, but only teleported from one system to another through a process that unavoidably destroys the source state as soon as it is re-created on the destination. Teleporting is the first step towards the realization of end-to-end entanglement. The ultimate goal of a quantum network is: enabling a qubit on a local host to be entangled with another on a remote host, with the two hosts interconnected by *quantum repeaters*. A vibrant research community has been working towards the realization of quantum repeaters since their inception more than 20 years ago [2], but the task has proved very challenging. Only recently, technology developments have made it possible to obtain encouraging results using both optical fibers ([9])

All the authors are with the Institute of Informatics and Telematics (IIT) of the National Research Council (CNR), Pisa, Italy.

and free-space via satellite links ([14]). In particular, the latter is envisioned as a practical solution to interconnect quantum computers on geographical distances [6].

Even though quantum repeaters are not yet commercially available, in the QC community there is a widely accepted roadmap that foresees their gradual development through a series of upcoming *generations* [7]. However, Quality of Service (QoS) in quantum networks needs significantly different approaches with respect to classical networks, as key enabling concepts (such as throughput and delay) have to be re-defined, while others (such as fidelity, introduced in Sec. II-A) are completely new. Furthermore, network provisioning is greatly affected by the fragility of qubits and the inherent impossibility to copy them. Despite the pivotal role these aspects will play to the commercial success of the first Quantum Internet deployments, they have received very little attention so far. To fill this gap, in this work we tackle QoS and network provisioning in quantum networks in a wide range of conditions, considering the costs induced by quantum repeaters in terms of capacity or fidelity. Our analysis is carried out with the help of many simulated scenarios, playing the role of surrogates for real-world deployments in their absence.

The rest of this paper is structured as follows. In Sec. II we introduce our system model and assumptions, followed by a review of the essential state of the art, in Sec. III. In Sec. IV we analyze the key aspects of QoS provisioning in quantum networks as emerging from a selection of broad results obtained with simulation. A summary of the findings is presented in Sec. V, accompanied by a discussion on important open research directions.

II. BACKGROUND

In this section we briefly survey some fundamental aspects of quantum computing and communication (Sec. II-A), and then we introduce the system model of quantum networks used in this work (Sec. II-B).

A. Basics of quantum computing and networking

The unit of computation of QC is the *qubit*, which represents any superposition of two different states (e.g., ‘0’ and ‘1’) with given (complex) probabilities depending on its initial preparation and subsequent operations. When the qubit is measured, its state collapses to a well-defined state, which is the outcome of the measurement, that is a classical bit ‘0’ or ‘1’, and it is not possible to restore the stochastic state it had before this operation. A qubit can be *entangled* with another, which means that they share an intrinsic correlation: the state of one qubit cannot be described independently from that of the other one, even if they become separated by an

arXiv:2204.09538v2 [quant-ph] 28 Jul 2022

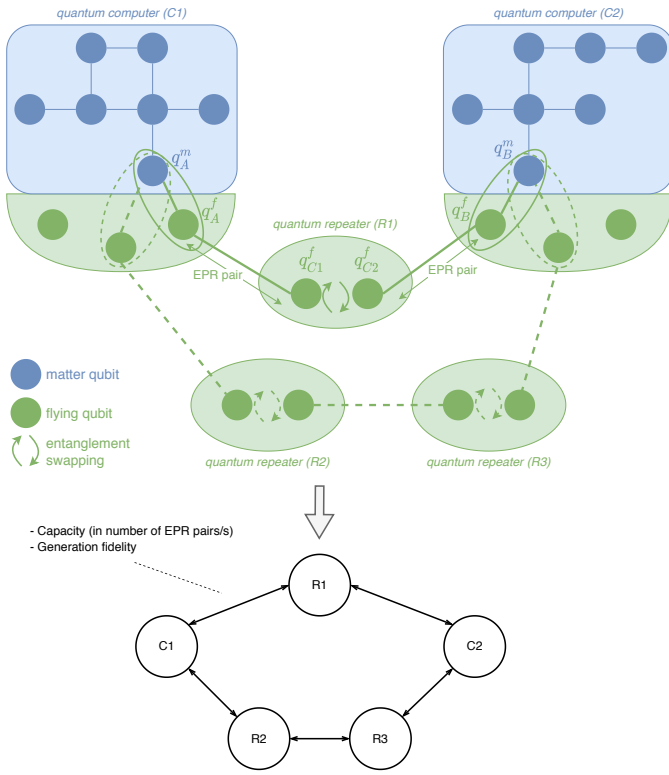


Fig. 1. Top: Example of a minimal quantum network interconnecting two hosts $C1$ and $C2$: the quantum memories are in blue, like their quantum qubits, and the links between them are a high-level representation of the specific chip physical topology; the quantum communication devices (and the flying qubits) are in green, with links representing the medium (e.g., fiber optic) interconnecting to a quantum memory or a neighboring quantum repeater. There are two possible paths to establish end-to-end entanglement between the remote matter qubits q_A^m and q_B^m : via $R1$ or via $R2$ – $R3$. Bottom: Model corresponding to the above quantum network, with each link characterized by the maximum number of EPR pairs/s that can be generated and used for the entanglement (capacity), and the generation fidelity.

arbitrarily large distance. Indeed, the goal of a quantum network (or the Quantum Internet, at a global scale) is to enable the entanglement of qubits in different locations by means of devices called *quantum repeaters*. The latter are quantum computers, with a limited set of operations, which can transfer the state of a qubit across different media:

- Quantum computers perform local operations on so-called *matter qubits* made of circuits of superconducting material. Matter qubits are stored in quantum memories, which are interconnected by logic that makes them interact via quantum gates for the execution of local algorithms.
- Quantum communication devices physically transfer from one system to another *flying qubits*, which most often are made of single photons encoding the state in the polarization (horizontal vs. vertical), which can be carried over fiber optic cables at normal temperatures, even though some cooling is required especially on the receiving side to reduce noise effects [12].

Overall, a quantum network looks like the example in Fig. 1 (top part), with two hosts ($C1$ and $C2$) interconnected by

quantum repeaters ($R1$ – $R3$). Let us see what happens when a customer requires end-to-end entanglement between qubits on $C1$ and $C2$, say matter qubits q_A^m and q_B^m , assuming entanglement path $C1$ – $R1$ – $C2$:

1. Two EPR pairs $\langle q_A^f, q_{C1}^f \rangle$ and $\langle q_B^f, q_{C2}^f \rangle$ are shared between the repeater $R1$ and the two end hosts $C1$ and $C2$, respectively. An *EPR pair* is a system of two qubits whose states are maximally entangled, that is, informally, they are as strongly correlated as possible, the name being a tribute to Einstein, Podolsky, and Rosen.
2. $R1$ performs *entanglement swapping* on q_{C1}^f and q_{C2}^f , which is a local operation, involving a measurement, with the effect of entangling the other qubits in the two EPR pairs, i.e., q_A^f and q_B^f . The process produces classical bits, which are transmitted to $C1$ (or equivalently $C2$).
3. $C1$ entangles locally its matter qubit q_A^m with q_A^f . The viability of this step has been demonstrated in laboratory conditions, e.g., in [9] using diamond Nitrogen-Vacancy (NV) centers. The same happens on $C2$ for q_B^m and q_B^f .
4. $C1$ (or equivalently $C2$) performs local operations on q_A^m based on the classical bits produced by the repeater in step 2.

End-to-end entanglement exploits *quantum teleportation*, which can transfer a quantum state from one qubit to another with the only constraint that the state on the original qubit is destroyed, thus without violating the “no-cloning theorem”. The step 2 above can be repeated as many times as needed along a path. For example, if the alternative (dashed) path $R2$ – $R3$ in Fig. 1 is used, the procedure is the same except that both $R2$ and $R3$ have to perform entanglement swapping and provide the resulting classical qubits to $C1$ (or $C2$). The behavior described is compatible with so-called *first generation* (1G) quantum repeaters [7] that do not implement any form of Quantum Error Correction (QEC), which is still in its infancy.

B. System model

We represent a quantum network as a directed graph, with each node representing a quantum computer or repeater, and each edge representing a physical link for quantum communication, as illustrated in the bottom part of Fig. 1. The edges are characterized by two attributes: the *capacity*, which is the number of EPR pairs that can be generated in the unit of time for end-to-end entanglement; and the *generation fidelity*, which is a measure of the “quality” of the EPR pair upon generation. The fidelity is a metric between 0 and 1 that summarizes in a quantitative manner how close the state of one qubit is to another, where 1 means perfection.

QoS definition. Quantum applications express their requirements in terms of: (i) requested (end-to-end) capacity, in EPR pairs/s, and (ii) minimum fidelity.

In practice, all the processes involved in end-to-end entanglement introduce some undesirable effects. In this work we focus on two aspects that have a most significant impact on the performance of quantum networks with 1G repeaters, which results in a model widely adopted in the literature (e.g., [3]).

First, the entanglement swapping operation performed by quantum repeaters is a stochastic process that succeeds with a given probability (q). With current technology the failure probability is quite high, e.g., if linear optics components are used then q is smaller than 50% [10]. In a chain of hops, when one entanglement swapping fails, even at a single repeater, the overall end-to-end entanglement fails and all the intermediate EPR pairs are wasted. Thus, the success probability decreases exponentially with the number of intermediate hops. Second, also the fidelity of the end-to-end entangled qubits decreases exponentially with the number of hops due to noise introduced by imperfect operations [1]. In Sec. IV we analyze in quantitative terms the implications of the above features on QoS through simulations in varied conditions. Our goal is to raise awareness in the research community of the profound differences between quantum and classical networks, for what concerns not only physical-layer technologies but also higher level aspects such as the provisioning of network resources.

III. STATE OF THE ART

In the literature the problem of “quantum routing” has been well investigated. It is commonly formulated as follows: find the best path to establish end-to-end entanglement between two nodes under given application constraints, usually the expected rate, in EPR pairs/s, and a minimum fidelity. Many of the works have adapted known results from classical data networks to the quantum realm. For instance, the famous Dijkstra’s shortest-path algorithm was used in [13], which focused on the selection of the most suitable metric to use. In this work we build on the findings in the literature on path selection in quantum networks. In particular, as described in Sec. IV-A, we use Dijkstra’s algorithm iteratively to minimize the resources and maximize the fidelity.

A complementary problem is that of deciding the order in which to assign paths, under the assumption that a set of requests are to be processed at the same time. In this area, we have proposed an iterative approach in [4] that attempts to balance an efficient use of resources with fair access to the network, while in [3] the authors have proposed a split approach where the achievable rates for all traffic flows are determined first, and then rates are mapped to paths. In this work we consider a pure online system, that is we assume that the requests of activating new traffic flows arrive one at a time and are served immediately. The reason for this is that we aim at elaborating on macroscopic aspects of resource provisioning, which have not yet been addressed in the literature. As discussed in Sec. V, future works will investigate more complex situations, possibly also considering the selection of the order in which to serve new flows in relation to the findings in the literature.

IV. QUALITY OF SERVICE IN QUANTUM NETWORKS

In this section we introduce the simulation methodology (Sec. IV-A), then delve into the analysis of the results in two

types of experiment, aimed at studying aspects related to admission control function (Sec. IV-B) and network provisioning (Sec. IV-C).

A. Simulation tool and methodology

We have developed a custom C++ simulator of the system model described in Sec. II, released as *open source* on GitHub together with the scripts to fully reproduce the experiments (repository [ccicconetti/quantum-routing](https://github.com/ccicconetti/quantum-routing)¹, git tag v1.4, experiment label 003). The tool simulates a dynamic system where new flows request admission following a Poisson distribution with a given arrival rate. A traffic flow is characterized by the source and destination nodes and its QoS, defined in terms of the requested rate (r , in EPR pairs/s) and the minimum end-to-end fidelity (F). Four classes of QoS are considered, as given by all the combinations of $r \in \{1, 10\}$ and $F \in \{0.7, 0.9\}$.

We assume that q and F_{init} are the same for all links, in particular it is $q = 0.5$ and $F_{init} = 0.95$ unless specified otherwise. Under this assumption, the selection of the best path of an incoming traffic flow within the available residual capacity of the network can be greatly simplified. In fact, selecting the shortest path from source to destination minimizes the gross rate and maximizes the fidelity at the same time. The *gross rate* is defined as the actual capacity that must be reserved to meet the minimum requested rate considering that entanglement swapping at intermediate nodes may fail. Based on this observation, we have implemented the following admission control procedure in the simulator for a given new flow (which uses a temporary network graph of edge capacities):

1. Select the shortest path from source to destination.
2. Determine the *gross rate* along the path selected.
3. The shortest path selected in the previous step may or may not have sufficient capacity to serve the requested rate r :
 - if the capacity is sufficient, then go to next step 4;
 - otherwise, remove the edge with minimum capacity from the temporary graph, to make sure that the same path is not selected again, and restart from step 1.
4. Compute the fidelity of the end-to-end entangled pair:
 - if it is greater or equal than the minimum requested value, then the flow can be admitted and all the capacities of the edges along the path are updated by removing the gross rate of the new flow;
 - otherwise, the admission control fails.

The algorithm includes a loop between steps 1 and 3, which in the worst case may have to be executed a number of times equal to the number of edges. For our purposes, its efficiency is irrelevant, as we are only concerned with the QoS-related results obtained to highlight the distinguishing features of quantum networks with respect to classical networks. A flow rejected is dropped permanently, while an admitted flow leaves the system after a duration drawn from a random variable exponentially distributed with mean 10 s.

¹<https://github.com/ccicconetti/quantum-routing>

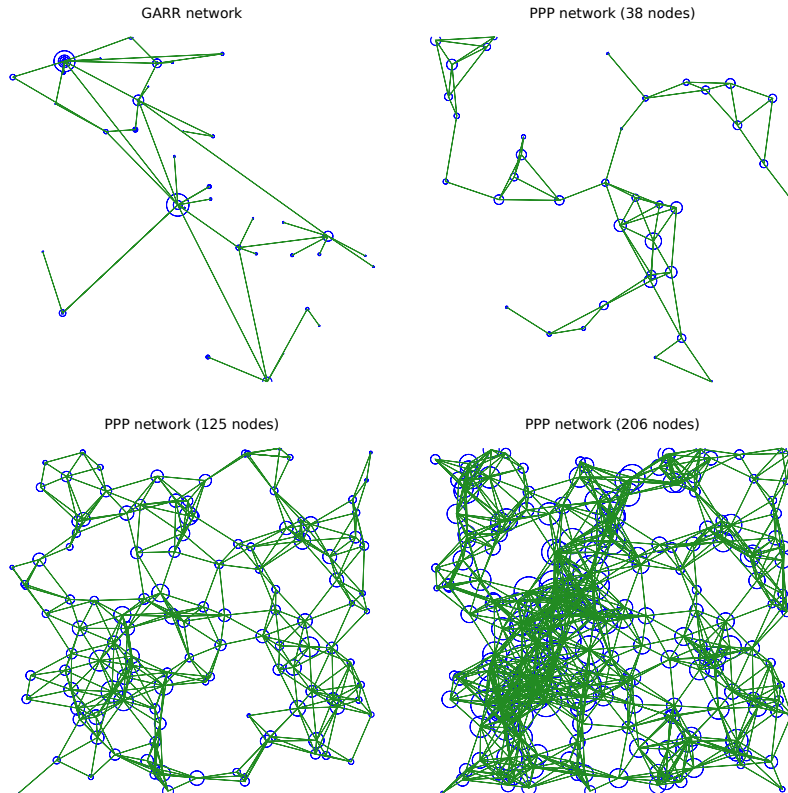


Fig. 2. Examples of network topologies used: the GARR network in the first batch of experiments (top left); random PPP in the second batch with 38 (top right), 125 (bottom left), and 206 (bottom right) nodes. The radius of the circle around each node is proportional to the sum of the capacities of its links.

For the network topology we use two different models, which are described in the next section. In both cases the capacity of a link is drawn from a random variable uniformly distributed between 1 EPR pair/s and a maximum number of EPR pairs/s, as in [3]. The network topologies should not be intended as immediately matching today’s (or tomorrow’s) quantum networks, as we cannot envision the properties of the first operational quantum networks that will emerge based on the current status, still immature, of the technology of quantum links and repeaters. Furthermore, we implicitly assume that fiber optic is used as carrier: however, our findings are more general since they consider fundamental aspects that, very likely, all 1G quantum networks will have in common.

B. Admission control

In the first set of experiments we use a real Internet topology, in particular the Italian national computer network for universities and research (GARR), which is illustrated as a graph in the top left part of Fig. 2, with nodes positioned in their geographical coordinates. Each traffic flow is assigned randomly to one of the four classes of flows described in Sec. IV-A and we consider an arrival rate increasing from 1 flow/s to 1,000 flows/s. The source and destination nodes are selected randomly from the set of nodes in the network in a uniform manner. In Fig. 3 we show the admission rate for the four QoS classes. For instance, admission rate 0.8 means that

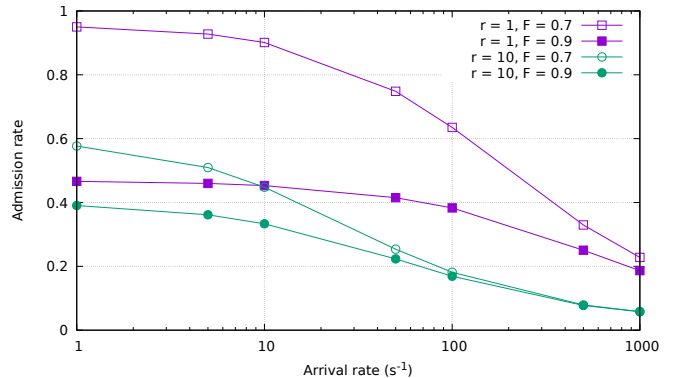


Fig. 3. GARR network: admission rate for the four classes of flows with increasing arrival rate (log scale).

on average 80% of the traffic flows of that class are admitted. The results raise several points.

First, even at very low arrival rate (1 flow/s) the admission rate of all classes except $r = 1, F = 0.7$ is rather low, i.e., it is between 0.4 and 0.6, even though the total capacity in the network exceeds by far the individual rates requested. This is because the gross rate grows exponentially (the fidelity decreases exponentially) with the path length, thus far away nodes require a high capacity even for modest requested rates

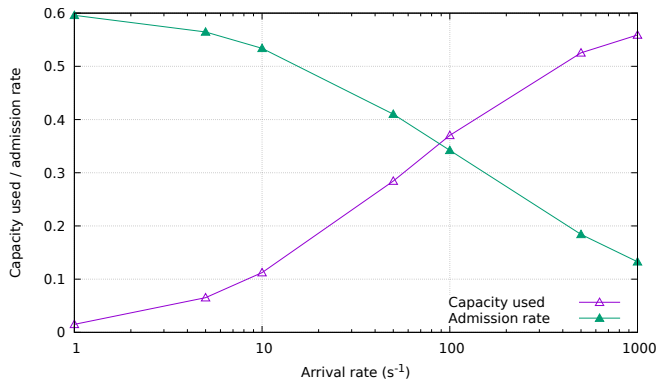


Fig. 4. GARR network: capacity used vs. total admission rate with increasing arrival rate (log scale).

(and may be unreachable because of fidelity constraints).

Second, aggregated requests are penalized. Consider for instance the two curves with $F = 0.7$ and take the arrival rate of 10 flows/s for $r = 1$ and 1 flow/s for $r = 10$, which have the same total aggregated requested rate of 10 EPR pairs/s: the admission rate is much higher for $r = 1$ (0.90) than it is for $r = 10$ (0.57). This remains true for all the values of r , and also by considering the two curves with $F = 0.9$ (it is possible to visualize the transformation on the plot by imagining the green curves shifted by 10 s to the right on the x -axis). This is because in the network there might be several paths with similar length connecting the two nodes wishing to establish end-to-end entanglement, which can all be used by multiple small requests but not all together by the same large traffic flow. Thus, the use of *multipath*, which in classical data networks is typically discouraged as it leads to increased complexity and out-of-order delivery of packets, can be revamped in quantum networks to reduce the penalty of large traffic flows compared to small ones, as mentioned in [8].

Third, for all the traffic flows, including $r = 1, F = 0.7$, the admission rate decreases exponentially with the arrival rate; note that the x -axis in Fig. 3 is in logarithmic scale. In other words, as an increasing number of traffic flows become active in the network, it becomes more and more difficult to admit new flows. We speculate that this non-linearity would make it difficult in practice to provision the resources, e.g., to estimate how many traffic flows can be served under a given target admission rate: small deviations from the planned use of resources may have a dramatic impact on the service offered.

Even worse is the fact that this happens when the overall network resources are largely underutilized. Consider Fig. 4, which plots the average admission rate over all the QoS classes vs. the capacity used, as the load increases. The *capacity used* is defined as the average amount of resources reserved by active traffic flows divided by the total network capacity. As can be seen, the admission rate drops steeply already when a small fraction of the available capacity is used: with a mere 10% of the capacity used, the admission rate is already about

50%, and even with the maximum load considered, when the admission rate drops to a little more than 10%, the capacity used is just 56%. This is in contrast with what happens in classical data networks, where the admission rate is usually a *smooth* function of the load under nominal conditions.

Takeaway messages.

- The exponential increase of the gross rate / exponential decrease of the fidelity with the path length practically limit the distance between communicating parties in a quantum network: in the near future, dense small networks will be less preferable than large sparse ones, possibly using satellite links to extend coverage.
- Aggregated requests (*elephants*) are penalized compared to smaller requests (*mice*): multipath can be investigated to address this issue.
- Admission control is more erratic than in classical networks: operators should consider the non-linear/steep function response and devise service plans accordingly.

C. Network provisioning

We now focus on quantum network provisioning. To this aim, we use artificial topologies, like in [5], generated via a Poisson Point Process (PPP) by dropping a number of nodes, with given average, in a flat square grid with edge size 100 km. A link is then added between two nodes if their Euclidean distance is smaller than 15 km, which is a realistic value based on current quantum communication network technology [15]. Examples of the resulting topologies are illustrated in Fig. 2 (top right and bottom). We consider uniform traffic compositions, with a single QoS class. The source and destination pairs are assigned in one of the following ways: (i) *uniform*: the source and destination pairs are selected randomly from the set of nodes in the network in a uniform manner, like in the first set of experiments; (ii) *weighted*: each node has a probability to be a source (or a destination) of a traffic flow that is proportional to the sum of the capacities of the links connected to that node. The weighted assignment is used to mimic a system where the network infrastructure was provisioned based on an estimate of the future (average) traffic demands.

In Fig. 5 we show the admission rate of three QoS classes (left: $r = 1, F = 0.7$; center: $r = 10, F = 0.7$; right: $r = 10, F = 0.9$) for the two assignment strategies. The arrival rate is, on average, 100 flows/s, with increasing link capacity (x -axis) and number of nodes (y -axis). In all the plots an increasing x -axis or y -axis value corresponds to a higher density of network infrastructures, hence higher deployment and operational costs. On the other hand, the color maps to the admission rate from red (low) to blue (high), which in turn significantly affects the customer experience.

The admission rate severely degrades as the application QoS requirements become more demanding, both requested rate (from $r = 1$ to $r = 10$) and fidelity (from $F = 0.7$ to $F = 0.9$). Indeed, reasonable admission rates (around 50%) can only be achieved with many nodes and a high average link capacity, regardless of whether a uniform or

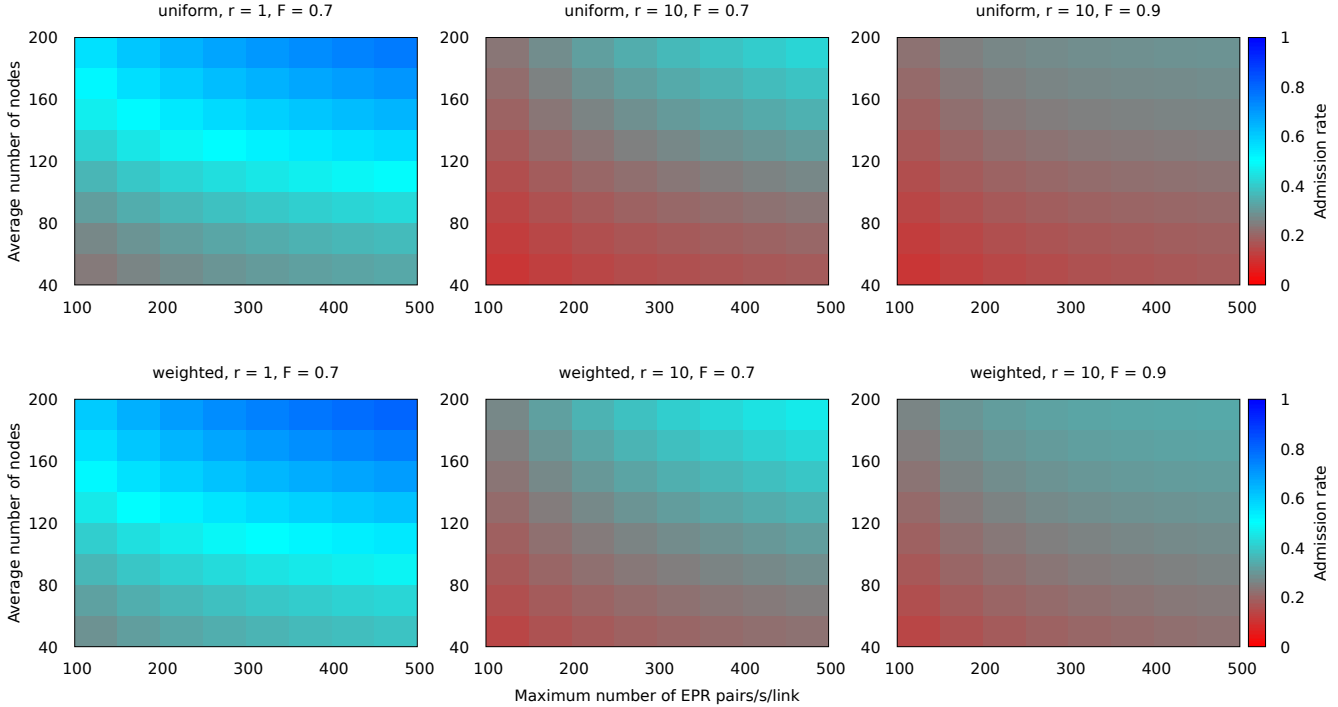


Fig. 5. PPP network: admission rate for the three classes of flows (left: $r = 1, F = 0.7$; center: $r = 10, F = 0.7$; right: $r = 10, F = 0.9$), with increasing resources provisioned (x -axis: maximum number of EPR pairs/s/link, y -axis: average number of nodes), when selecting uniformly the source/destination pairs (top) vs. preferring nodes with a higher aggregate capacity of their links (bottom); the arrival rate is 100 flows/s.

weighted assignment is used, where the latter only slightly improves the performance. With more relaxed application QoS requirements, i.e., $r = 1, F = 0.7$ (left plots in Fig. 5), the admission rate is significantly better, especially with a weighted assignment policy. It is interesting to note that this metric improves regularly at each step in the two axes. In other words, from the point of view of the applications, it is the same if the link capacity is increased by 50 EPR pairs/s (x -axis) or 20 nodes are added to the network (y -axis). However, the provisioning cost along the two directions can be very different for the quantum network operator:

- Adding a *new node* means that a site equipped with quantum repeaters is added to the network. In the simplest case, this can be as straightforward as adding a new rack-mountable piece of equipment to a data center or Point of Presence (PoP) that is already interconnected to a fiber optic infrastructure used for quantum and classical communications. However, the transmission of qubits is in general more fragile than that of classical information. Thus, we can also expect that quantum repeaters will be needed in new sites to be provisioned specifically for quantum communication, which would hugely increase the per-node deployment cost.
- The *link capacity* depends on the amount of physical carriers used, e.g., fiber optic cables, and on the number of devices used to generate EPR pairs and to entangle flying and matter qubits (see Sec. II-A), most likely involving single photon detection. This suggests that deployment and operation costs

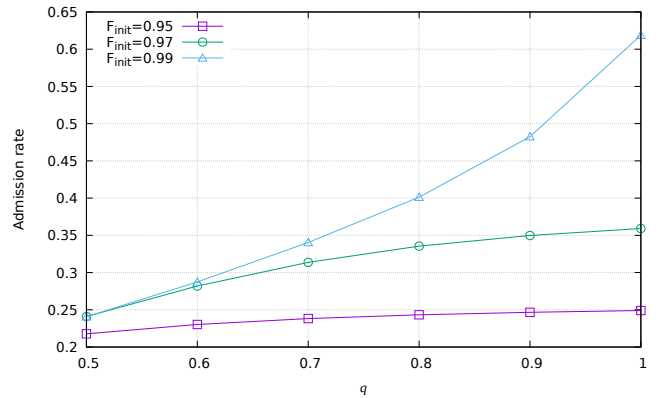


Fig. 6. PPP network: admission rate with 120 nodes (on average) and 300 maximum EPR/s/link, with increasing entanglement swapping success probability (q) and different values of generation fidelity (F_{init}); the arrival rate is 100 flows/s, with $r = 10$ and $F = 0.9$.

should scale linearly with link capacity, but the statement will have to be confirmed when mass production of 1G quantum repeaters begins.

To complete our analysis, in Fig. 6 we show the admission rate obtained when considering quantum repeaters that *exceed* the technology limitations expected for near-term devices, i.e., with entanglement swapping success probability (q) increasing from 0.5 to 1 and fidelity of freshly generated EPR pairs

$F_{init} \in \{0.95, 0.97, 0.99\}$. We do so in a PPP network with the same characteristics as in the previous scenario, but with a fixed maximum link capacity (300 EPR pairs/s) and average number of nodes (120); furthermore, we only consider traffic flows with $r = 10$, $F = 0.9$, which are the most challenging QoS requirements. The plot shows that $F_{init} = 0.95$ hampers the admission rate for all values of the entanglement swapping success probability. Already with $F_{init} = 0.97$ the admission rate is allowed to grow from 25% to about 35%, but still with a sub-linear trend. Instead, with $F_{init} = 0.99$ the admission rate is not constrained noticeably by the minimum fidelity requested F , hence it is limited only by q . In particular, when $q = 1$, the provisioning process becomes the same as with classical communications, and hence can be considered an upper bound of the achievable performance.

Takeaway message. The customer experience, in terms of the blocking probability, depends significantly on the network resources provisioned. The latter can be expanded along two directions, with similar effect from the users' perspective: adding new nodes or increasing the capacity of existing links, which likely will have different costs and practical implications. The evolution of quantum repeaters will soften the network provisioning difficulties, but only in the long-term, i.e., when the entanglement swapping success probability and generation fidelity will be close to 1.

V. SUMMARY AND OPEN ISSUES

In this paper we have investigated some fundamental aspects of QoS and provisioning in quantum networks with 1G repeaters. Our work extends the state of the art on quantum routing by providing a new perspective from the point of view of the network operator, which in the future will have to cope with the definition of suitable business models and service plans based on the estimated revenues and costs. Because of the fragility of qubits and the impossibility to copy them, network resource demands increase exponentially with the path length, while the fidelity decreases exponentially. Under these conditions, simulation results have shown that, even when the network is lightly loaded, there is an unexpectedly high fraction of traffic flows that cannot be served because their QoS constraints are not met. This becomes even worse at high network loads, where the unused capacity is difficult to reach, both with completely random source/destinations and when nodes with greater capacity are more likely to originate traffic flows. The evolution of technology, e.g., to increase the generation fidelity and reduce the probability of failed entanglement swapping in quantum repeaters, will alleviate the problem, but this cannot be expected to happen soon.

In our work, we have unveiled only the tip of a new iceberg of research with many questions left unanswered:

- What is the impact of noise models (e.g., for decoherence of flying qubits over distance) on top of the effects considered in this paper?
- Distillation is a procedure that increases the fidelity of end-to-end qubits, at the cost of reducing the capacity further:

is this an application-level feature or should the network provide distillation as a service?

- Based on the results obtained, multipath may help to better use the network resources, but what is the downside in terms of control/management complexity?
- We have considered a pure online model, where each new traffic flow is served immediately or dropped, but what if the quantum network operator wished to pre-reserve paths based on expected traffic demands?
- Does the definition of QoS capture well the requirements of real applications and what are their associated business models?
- Some applications, e.g., distributed QC, may require a variable rate of EPR pairs: what is the impact in terms of provisioning and can different types of application co-exist peacefully in the same network?
- What is the role of time synchronization in the network?
- In principle, EPR pairs can be prepared and stored in quantum memories for later use: how to best use such *reservoirs* of resources that have no classical counterpart?

To conclude, inherent properties of quantum networks may greatly affect QoS requirements and provisioning. In particular, the potential unfairness between traffic flows with different characteristics has to be addressed, and in general the operators may have to cope with the need of greatly overprovisioning resources. If not addressed properly, these features can dramatically hamper the deployment of the Quantum Internet.

ACKNOWLEDGMENT

This work was co-funded by European Union, *PON Ricerca e Innovazione 2014-2020 FESR/FSC*, project ARS01_00734 QUANCOM.

REFERENCES

- [1] H.-J. Briegel, W. Dür, J. I. Cirac, and P. Zoller. Quantum repeaters for communication. *arXiv:quant-ph/9803056*, Mar. 1998. arXiv: quant-ph/9803056.
- [2] H.-J. Briegel, W. Dür, J. I. Cirac, and P. Zoller. Quantum Repeater: The Role of Imperfect Local Operations in Quantum Communication. *Physical Review Letters*, 81(26):5932–5935, Dec. 1998.
- [3] K. Chakraborty, D. Elkouss, B. Rijsman, and S. Wehner. Entanglement Distribution in a Quantum Network: A Multicommodity Flow-Based Approach. *IEEE Transactions on Quantum Engineering*, 1:1–21, 2020.
- [4] C. Cicconetti, M. Conti, and A. Passarella. Request Scheduling in Quantum Networks. *IEEE Transactions on Quantum Engineering*, 2:2–17, 2021.
- [5] W. Dai, T. Peng, and M. Z. Win. Optimal Remote Entanglement Distribution. *IEEE Journal on Selected Areas in Communications*, 38(3):540–556, Mar. 2020.
- [6] L. d. F. de Parny, O. Alibert, J. Debaud, S. Gressani, A. Lagarrigue, A. Martin, A. Metrat, M. Schiavon, T. Troisi, E. Diamanti, P. Gérard, E. Kerstel, S. Tanzilli, and M. V. D. Bossche. Satellite-based Quantum Information Networks: Use cases, Architecture, and Roadmap. Technical Report arXiv:2202.01817, arXiv, Feb. 2022. arXiv:2202.01817 [quant-ph] type: article.
- [7] W. J. Munro, K. Azuma, K. Tamaki, and K. Nemoto. Inside Quantum Repeater. *IEEE Journal of Selected Topics in Quantum Electronics*, 21(3):78–90, May 2015. Conference Name: IEEE Journal of Selected Topics in Quantum Electronics.
- [8] M. Pant, H. Krovi, D. Towsley, L. Tassioulas, L. Jiang, P. Basu, D. Englund, and S. Guha. Routing entanglement in the quantum internet. *npj Quantum Information*, 5(1):25, Dec. 2019.

- [9] M. Pompili, S. L. N. Hermans, S. Baier, H. K. C. Beukers, P. C. Humphreys, R. N. Schouten, R. F. L. Vermeulen, M. J. Tiggelman, L. d. S. Martins, B. Dirkse, S. Wehner, and R. Hanson. Realization of a multi-node quantum network of remote solid-state qubits. *Science*, 372(6539):259–264, Apr. 2021. arXiv: 2102.04471.
- [10] N. Sangouard, C. Simon, H. de Riedmatten, and N. Gisin. Quantum repeaters based on atomic ensembles and linear optics. *Reviews of Modern Physics*, 83(1):33–80, Mar. 2011.
- [11] J. Sevilla and C. J. Riedel. Forecasting timelines of quantum computing. *arXiv:2009.05045 [quant-ph]*, Sept. 2020. arXiv: 2009.05045.
- [12] N. Tomm, A. Javadi, N. O. Antoniadis, D. Najer, M. C. Löbl, A. R. Korsch, R. Schott, S. R. Valentin, A. D. Wieck, A. Ludwig, and R. J. Warburton. A bright and fast source of coherent single photons. *Nature Nanotechnology*, Jan. 2021.
- [13] R. Van Meter, T. Satoh, T. D. Ladd, W. J. Munro, and K. Nemoto. Path Selection for Quantum Repeater Networks. *Networking Science*, 3(1-4):82–95, Dec. 2013. arXiv: 1206.5655.
- [14] J. Yin, Y. Cao, Y.-H. Li, S.-K. Liao, L. Zhang, J.-G. Ren, W.-Q. Cai, W.-Y. Liu, B. Li, H. Dai, G.-B. Li, Q.-M. Lu, Y.-H. Gong, Y. Xu, S.-L. Li, F.-Z. Li, Y.-Y. Yin, Z.-Q. Jiang, M. Li, J.-J. Jia, G. Ren, D. He, Y.-L. Zhou, X.-X. Zhang, N. Wang, X. Chang, Z.-C. Zhu, N.-L. Liu, Y.-A. Chen, C.-Y. Lu, R. Shu, C.-Z. Peng, J.-Y. Wang, and J.-W. Pan. Satellite-based entanglement distribution over 1200 kilometers. *Science*, 356(6343):1140–1144, June 2017.
- [15] Y. Yu, F. Ma, X.-Y. Luo, B. Jing, P.-F. Sun, R.-Z. Fang, C.-W. Yang, H. Liu, M.-Y. Zheng, X.-P. Xie, W.-J. Zhang, L.-X. You, Z. Wang, T.-Y. Chen, Q. Zhang, X.-H. Bao, and J.-W. Pan. Entanglement of two quantum memories via fibres over dozens of kilometres. *Nature*, 578(7794):240–245, Feb. 2020.